SAR TEST REPORT

The following samples were submitted and identified on behalf of the client as:

Equipment Under Test	Smart phone
Company Name	Sharp Corporation, Mobile Communication B.U.
Company Address	2-13-1, Hachihonmatsu-Iida, Higashi-hiroshima-shi, Hiroshima, 739-0192, Japan
Standards	IEEE/ANSI C95.1-1992, IEEE 1528-2013, KDB248227D01v02r02,KDB865664D01v01r04, KDB865664D02v01r02,KDB941225D01v03r01, KDB941225D06v02r01,KDB447498D01v06, KDB648474D04v01r03,KDB941225D05v02r05
FCC ID	APYHRO00280
Date of Receipt	Oct. 21, 2019
Date of Test(s)	Nov. 15, 2019 ~ Nov. 21, 2019
Date of Issue	Nov. 28, 2019

In the configuration tested, the EUT complied with the standards specified above.

Remarks:

This report details the results of the testing carried out on one sample, the results contained in this test report do not relate to other samples of the same product. The manufacturer should ensure that all products in series production are in conformity with the product sample detailed in this report.

This report may only be reproduced and distributed in full. If the product in this report is used in any configuration other than that detailed in the report, the manufacturer must ensure the new system complies with all relevant standards. Any mention of SGS Taiwan Electronic & Communication Laboratory or testing done by SGS Taiwan Electronic & Communication Laboratory in connection with distribution or use of the product described in this report must be approved by SGS Taiwan Electronic & Communication Laboratory in writing.

Signed on behalf of SGS

Clerk / Ruby Ou	Engineer / Bond Tsai	Asst. Manager / John Yeh
Ruby Ou	Bond Tsai	John Yeh

Date: Nov. 28, 2019

Unless otherwise stated the results shown in this test report refer only to the sample(s) tested and such sample(s) are retained for 90 days only.
除非另有說明，此報告結果僅對測試之樣品負責，同時此樣品僅保留90天。本報告未經本公司書面許可，不可部份複製。
This document is issued by the Company subject to its General Conditions of Service printed overleaf, available on request or accessible at www.sgs.com/terms_and_conditions.htm and for electronic format documents, subject to Terms and Conditions for Electronic Documents at www.sgs.com/terms_e-document.htm. Attention is drawn to the limitation of liability, indemnification and jurisdiction issues defined therein. Any holder of this document is advised that information contained hereon reflects the Company's findings at the time of its intervention only and within the limits of Client's instructions, if any. The Company's sole responsibility is to its Client and this document does not exonerate parties to a transaction from exercising all their rights and obligations under the transaction documents. This document cannot be reproduced except in full, without prior written approval of the Company. Any unauthorized alteration, forgery or falsification of the content or appearance of this document is unlawful and offenders may be prosecuted to the fullest extent of the law.

Highest SAR Summary						
Equipment class	Frequency Band	Head (Separation 0mm)	Body-worn (Separation 10mm)	Hotspot (Separation 10mm)	product specific 10g-SAR (Separation 0 mm)	Highest Simultaneous Transmission 1g SAR(W/Kg)
		1g SAR(W/Kg)				
Licensed	LTE Band 7	0.17	0.54	0.54	-	0.86
DTS	2.4GHz WLAN	0.17	0.05	0.05	-	
NII	5GHz WLAN	0.35	0.22	0.18	0.48	
DSS	Bluetooth	0.17	0.04	-	0.12	
Date of Testing		2019/11/15~2019/11/21				

Unless otherwise stated the results shown in this test report refer only to the sample(s) tested and such sample(s) are retained for 90 days only.
除非另有說明，此報告結果僅對測試之樣品負責，同時此樣品僅保留90天。本報告未經本公司書面許可，不可部份複製。
This document is issued by the Company subject to its General Conditions of Service printed overleaf, available on request or accessible at www.sgs.com/terms_and_conditions.htm and for electronic format documents, subject to Terms and Conditions for Electronic Documents at www.sgs.com/terms_e-document.htm. Attention is drawn to the limitation of liability, indemnification and jurisdiction issues defined therein. Any holder of this document is advised that information contained hereon reflects the Company's findings at the time of its intervention only and within the limits of Client's instructions, if any. The Company's sole responsibility is to its Client and this document does not exonerate parties to a transaction from exercising all their rights and obligations under the transaction documents. This document cannot be reproduced except in full, without prior written approval of the Company. Any unauthorized alteration, forgery or falsification of the content or appearance of this document is unlawful and offenders may be prosecuted to the fullest extent of the law.

Revision History

Revision	Description	Issue Date
Rev.00	Initial creation of document	Nov. 28, 2019

Unless otherwise stated the results shown in this test report refer only to the sample(s) tested and such sample(s) are retained for 90 days only.
除非另有說明，此報告結果僅對測試之樣品負責，同時此樣品僅保留90天。本報告未經本公司書面許可，不可部份複製。
This document is issued by the Company subject to its General Conditions of Service printed overleaf, available on request or accessible at www.sgs.com/terms_and_conditions.htm and for electronic format documents, subject to Terms and Conditions for Electronic Documents at www.sgs.com/terms_e-document.htm. Attention is drawn to the limitation of liability, indemnification and jurisdiction issues defined therein. Any holder of this document is advised that information contained hereon reflects the Company's findings at the time of its intervention only and within the limits of Client's instructions, if any. The Company's sole responsibility is to its Client and this document does not exonerate parties to a transaction from exercising all their rights and obligations under the transaction documents. This document cannot be reproduced except in full, without prior written approval of the Company. Any unauthorized alteration, forgery or falsification of the content or appearance of this document is unlawful and offenders may be prosecuted to the fullest extent of the law.

Contents

1. General Information 5
1.1 Testing Laboratory 5
1.2 Details of Applicant 5
1.3 Description of EUT 6
1.4 Test Environment 93
1.5 Operation Description 93
1.6 Positioning Procedure 97
1.7 Evaluation Procedures 99
1.8 Probe Calibration Procedures 101
1.9 The SAR Measurement System 104
1.10 System Components 106
1.11 SAR System Verification 108
1.12 Tissue Simulant Fluid for the Frequency Band 110
1.13 Test Standards and Limits 113
2. Summary of Results 115
2.1 Decision rules 115
2.2 Summary of Results 115
2.3 Reporting statements of conformity 130
3. Simultaneous Transmission Analysis 131
3.1 Estimated SAR calculation 132
3.2 SPLSR evaluation and analysis 132
4. Instruments List 152
5. Measurements 154
6. SAR System Performance Verification 209
7. Uncertainty Budget 229
Appendixes 231
E52019A0009 SAR_Appendix A Photographs 231
E52019A0009 SAR_Appendix B DAE & Probe Cal. Certificate 231
E52019A0009 SAR_Appendix C Phantom Description & Dipole Cal. Certificate 231
E52019A0009 SAR_Appendix D Dipole Cal. Certificate 231

Unless otherwise stated the results shown in this test report refer only to the sample(s) tested and such sample(s) are retained for 90 days only.
除非另有說明，此報告結果僅對測試之樣品負責，同時此樣品僅保留90天。本報告未經本公司書面許可，不可部份複製。
This document is issued by the Company subject to its General Conditions of Service printed overleaf, available on request or accessible at www.sgs.com/terms_and_conditions.htm and for electronic format documents, subject to Terms and Conditions for Electronic Documents at www.sgs.com/terms_e-document.htm. Attention is drawn to the limitation of liability, indemnification and jurisdiction issues defined therein. Any holder of this document is advised that information contained hereon reflects the Company's findings at the time of its intervention only and within the limits of Client's instructions, if any. The Company's sole responsibility is to its Client and this document does not exonerate parties to a transaction from exercising all their rights and obligations under the transaction documents. This document cannot be reproduced except in full, without prior written approval of the Company. Any unauthorized alteration, forgery or falsification of the content or appearance of this document is unlawful and offenders may be prosecuted to the fullest extent of the law.

1. General Information

1.1 Testing Laboratory

SGS Taiwan Ltd. Electronics & Communication Laboratory	
No. 2, Keji 1st Rd., Guishan Township, Taoyuan County, 33383, Taiwan	
Tel	+886-2-2299-3279
Fax	+886-2-2298-0488
Internet	http://www.tw.sgs.com/

1.2 Details of Applicant

Company Name	Sharp Corporation, Mobile Communication B.U.
Company Address	2-13-1, Hachihonmatsu-Iida, Higashi-hiroshima-shi, Hiroshima, 739-0192, Japan

1.2.1 Details of Manufacturer

Company Name	Sharp Corporation
Company Address	1 Takumi-cho, Sakai-ku, Sakai City,Osaka 590-8522,Japan

Unless otherwise stated the results shown in this test report refer only to the sample(s) tested and such sample(s) are retained for 90 days only.
除非另有說明，此報告結果僅對測試之樣品負責，同時此樣品僅保留90天。本報告未經本公司書面許可，不可部份複製。
This document is issued by the Company subject to its General Conditions of Service printed overleaf, available on request or accessible at www.sgs.com/terms_and_conditions.htm and for electronic format documents, subject to Terms and Conditions for Electronic Documents at www.sgs.com/terms_e-document.htm. Attention is drawn to the limitation of liability, indemnification and jurisdiction issues defined therein. Any holder of this document is advised that information contained hereon reflects the Company's findings at the time of its intervention only and within the limits of Client's instructions, if any. The Company's sole responsibility is to its Client and this document does not exonerate parties to a transaction from exercising all their rights and obligations under the transaction documents. This document cannot be reproduced except in full, without prior written approval of the Company. Any unauthorized alteration, forgery or falsification of the content or appearance of this document is unlawful and offenders may be prosecuted to the fullest extent of the law.

1.3 Description of EUT

EUT Name	Smart phone			
FCC ID	APYHRO00280			
Mode of Operation	☒GSM ☒GPRS ☒WCDMA ☒HSDPA ☒HSUPA ☒LTE FDD ☒LTE TDD ☒WLAN802.11 a/b/g/n/ac(20M/40M/80M) ☒Bluetooth			
Duty Cycle	GSM (DTM multi class B)	1/8.3		
	GPRS (support multi class 12 max)	1/2 (1Dn4UP) 1/2.76 (1Dn3UP) 1/4.1 (1Dn2UP) 1/8.3 (1Dn1UP)		
	LTE FDD	1		
	LTE TDD	0.633		
	WCDMA	1		
	WLAN802.11a/b/g/n/ac (20M/40M/80M)	1		
	Bluetooth	1		
TX Frequency Range (MHz)	GSM850	824	–	849
	GSM1900	1850	–	1910
	WCDMA Band II	1850	–	1910
	WCDMA Band IV	1710	–	1755
	WCDMA Band V	824	–	849
	LTE FDD Band 2	1850	–	1910
	LTE FDD Band 4	1710	–	1755
	LTE FDD Band 5	824	–	849
	LTE FDD Band 7	2500	–	2570
	LTE FDD Band 12	699	–	716
	LTE FDD Band 13	777	–	787
	LTE FDD Band 17	704	–	716
	LTE TDD Band 38	2570	–	2620
	WiFi 2.4GHz	2400	–	2462
	WiFi 5GHz	5150	–	5825
	Bluetooth	2402	–	2480

Unless otherwise stated the results shown in this test report refer only to the sample(s) tested and such sample(s) are retained for 90 days only.
除非另有說明，此報告結果僅對測試之樣品負責，同時此樣品僅保留90天。本報告未經本公司書面許可，不可部份複製。
This document is issued by the Company subject to its General Conditions of Service printed overleaf, available on request or accessible at www.sgs.com/terms_and_conditions.htm and for electronic format documents, subject to Terms and Conditions for Electronic Documents at www.sgs.com/terms_e-document.htm. Attention is drawn to the limitation of liability, indemnification and jurisdiction issues defined therein. Any holder of this document is advised that information contained hereon reflects the Company's findings at the time of its intervention only and within the limits of Client's instructions, if any. The Company's sole responsibility is to its Client and this document does not exonerate parties to a transaction from exercising all their rights and obligations under the transaction documents. This document cannot be reproduced except in full, without prior written approval of the Company. Any unauthorized alteration, forgery or falsification of the content or appearance of this document is unlawful and offenders may be prosecuted to the fullest extent of the law.

Channel Number (ARFCN)	GSM850	128	–	251
	GSM1900	512	–	810
	WCDMA Band II	9262	–	9538
	WCDMA Band IV	1312	–	1513
	WCDMA Band V	4132	–	4233
	LTE FDD Band 2	18607	–	19193
	LTE FDD Band 4	19957	–	20393
	LTE FDD Band 5	20407	–	20643
	LTE FDD Band 7	20775	–	21425
	LTE FDD Band 12	23017	–	23173
	LTE FDD Band 13	23205	–	23255
	LTE FDD Band 17	23755	–	23825
	LTE TDD Band 38	37775	–	38225
	WiFi 2.4GHz	1	–	11
	WiFi 5GHz	36	–	165
	Bluetooth	0	–	78

Unless otherwise stated the results shown in this test report refer only to the sample(s) tested and such sample(s) are retained for 90 days only.
除非另有說明，此報告結果僅對測試之樣品負責，同時此樣品僅保留90天。本報告未經本公司書面許可，不可部份複製。
This document is issued by the Company subject to its General Conditions of Service printed overleaf, available on request or accessible at www.sgs.com/terms_and_conditions.htm and for electronic format documents, subject to Terms and Conditions for Electronic Documents at www.sgs.com/terms_e-document.htm. Attention is drawn to the limitation of liability, indemnification and jurisdiction issues defined therein. Any holder of this document is advised that information contained hereon reflects the Company's findings at the time of its intervention only and within the limits of Client's instructions, if any. The Company's sole responsibility is to its Client and this document does not exonerate parties to a transaction from exercising all their rights and obligations under the transaction documents. This document cannot be reproduced except in full, without prior written approval of the Company. Any unauthorized alteration, forgery or falsification of the content or appearance of this document is unlawful and offenders may be prosecuted to the fullest extent of the law.

WWAN

Max. SAR (1-g) (Unit: W/Kg)				
Mode	Band	Measured	Reported	Position / Channel
Head	GSM 850	0.06	0.07	☐Left ☒Right ☒Cheek ☐Tilt 190 Channel
	GSM 1900	0.06	0.08	☒Left ☐Right ☒Cheek ☐Tilt 810 Channel
	WCDMA Band II	0.09	0.11	☒Left ☐Right ☒Cheek ☐Tilt 9400 Channel
	WCDMA Band IV	0.06	0.07	☒Left ☐Right ☒Cheek ☐Tilt 1513 Channel
	WCDMA Band V	0.05	0.06	☐Left ☒Right ☒Cheek ☐Tilt 4183 Channel

Unless otherwise stated the results shown in this test report refer only to the sample(s) tested and such sample(s) are retained for 90 days only.
除非另有說明，此報告結果僅對測試之樣品負責，同時此樣品僅保留90天。本報告未經本公司書面許可，不可部份複製。
This document is issued by the Company subject to its General Conditions of Service printed overleaf, available on request or accessible at www.sgs.com/terms_and_conditions.htm and for electronic format documents, subject to Terms and Conditions for Electronic Documents at www.sgs.com/terms_e-document.htm. Attention is drawn to the limitation of liability, indemnification and jurisdiction issues defined therein. Any holder of this document is advised that information contained hereon reflects the Company's findings at the time of its intervention only and within the limits of Client's instructions, if any. The Company's sole responsibility is to its Client and this document does not exonerate parties to a transaction from exercising all their rights and obligations under the transaction documents. This document cannot be reproduced except in full, without prior written approval of the Company. Any unauthorized alteration, forgery or falsification of the content or appearance of this document is unlawful and offenders may be prosecuted to the fullest extent of the law.

WWAN

Max. SAR (1-g) (Unit: W/Kg)				
Mode	Band	Measured	Reported	Position / Channel
Head	LTE FDD Band 2	0.07	0.08	☒Left ☐Right ☒Cheek ☐Tilt 18900 Channel
	LTE FDD Band 4	0.05	0.06	☒Left ☐Right ☒Cheek ☐Tilt 20175 Channel
	LTE FDD Band 5	0.06	0.07	☐Left ☒Right ☒Cheek ☐Tilt 20450 Channel
	LTE FDD Band 7	0.13	0.17	☒Left ☐Right ☒Cheek ☐Tilt 20850 Channel
	LTE FDD Band 12	0.08	0.09	☐Left ☒Right ☒Cheek ☐Tilt 23095 Channel
	LTE FDD Band 13	0.03	0.04	☐Left ☒Right ☒Cheek ☐Tilt 23230 Channel
	LTE FDD Band 17	0.06	0.07	☐Left ☒Right ☒Cheek ☐Tilt 23790 Channel
	LTE TDD Band 38	0.07	0.09	☒Left ☐Right ☒Cheek ☐Tilt 38000 Channel

Unless otherwise stated the results shown in this test report refer only to the sample(s) tested and such sample(s) are retained for 90 days only.
除非另有說明，此報告結果僅對測試之樣品負責，同時此樣品僅保留90天。本報告未經本公司書面許可，不可部份複製。
This document is issued by the Company subject to its General Conditions of Service printed overleaf, available on request or accessible at www.sgs.com/terms_and_conditions.htm and for electronic format documents, subject to Terms and Conditions for Electronic Documents at www.sgs.com/terms_e-document.htm. Attention is drawn to the limitation of liability, indemnification and jurisdiction issues defined therein. Any holder of this document is advised that information contained hereon reflects the Company's findings at the time of its intervention only and within the limits of Client's instructions, if any. The Company's sole responsibility is to its Client and this document does not exonerate parties to a transaction from exercising all their rights and obligations under the transaction documents. This document cannot be reproduced except in full, without prior written approval of the Company. Any unauthorized alteration, forgery or falsification of the content or appearance of this document is unlawful and offenders may be prosecuted to the fullest extent of the law.

WLAN Antenna 0

Max. SAR (1-g) (Unit: W/Kg)				
Mode	Band	Measured	Reported	Position / Channel
Head	WLAN802.11 b	0.17	0.17	☒Left ☐Right ☒Cheek ☐Tilt 1 Channel
	WLAN802.11n(40M)5.2G	0.34	0.35	☒Left ☐Right ☒Cheek ☐Tilt 46 Channel
	WLAN802.11n(40M)5.3G	0.33	0.34	☒Left ☐Right ☒Cheek ☐Tilt 54 Channel
	WLAN802.11ac(80M)5.6G	0.28	0.29	☒Left ☐Right ☒Cheek ☐Tilt 122 Channel
	WLAN802.11n(40M)5.8G	0.25	0.26	☒Left ☐Right ☒Cheek ☐Tilt 159 Channel
	Bluetooth	0.17	0.17	☒Left ☐Right ☒Cheek ☐Tilt 39 Channel

Unless otherwise stated the results shown in this test report refer only to the sample(s) tested and such sample(s) are retained for 90 days only.
除非另有說明，此報告結果僅對測試之樣品負責，同時此樣品僅保留90天。本報告未經本公司書面許可，不可部份複製。
This document is issued by the Company subject to its General Conditions of Service printed overleaf, available on request or accessible at www.sgs.com/terms_and_conditions.htm and for electronic format documents, subject to Terms and Conditions for Electronic Documents at www.sgs.com/terms_e-document.htm. Attention is drawn to the limitation of liability, indemnification and jurisdiction issues defined therein. Any holder of this document is advised that information contained hereon reflects the Company's findings at the time of its intervention only and within the limits of Client's instructions, if any. The Company's sole responsibility is to its Client and this document does not exonerate parties to a transaction from exercising all their rights and obligations under the transaction documents. This document cannot be reproduced except in full, without prior written approval of the Company. Any unauthorized alteration, forgery or falsification of the content or appearance of this document is unlawful and offenders may be prosecuted to the fullest extent of the law.

WLAN Antenna 1

Max. SAR (1-g) (Unit: W/Kg)				
Mode	Band	Measured	Reported	Position / Channel
Head	WLAN802.11 b	0.05	0.05	☐Left ☒Right ☒Cheek ☐Tilt 1 Channel
	WLAN802.11n(40M)5.2G	0.08	0.08	☐Left ☒Right ☒Cheek ☐Tilt 46 Channel
	WLAN802.11n(40M)5.3G	0.06	0.06	☐Left ☒Right ☒Cheek ☐Tilt 54 Channel
	WLAN802.11ac(80M)5.6G	0.07	0.07	☐Left ☒Right ☒Cheek ☐Tilt 122 Channel
	WLAN802.11n(40M)5.8G	0.10	0.10	☐Left ☒Right ☒Cheek ☐Tilt 159 Channel

Unless otherwise stated the results shown in this test report refer only to the sample(s) tested and such sample(s) are retained for 90 days only.
除非另有說明，此報告結果僅對測試之樣品負責，同時此樣品僅保留90天。本報告未經本公司書面許可，不可部份複製。
This document is issued by the Company subject to its General Conditions of Service printed overleaf, available on request or accessible at www.sgs.com/terms_and_conditions.htm and for electronic format documents, subject to Terms and Conditions for Electronic Documents at www.sgs.com/terms_e-document.htm. Attention is drawn to the limitation of liability, indemnification and jurisdiction issues defined therein. Any holder of this document is advised that information contained hereon reflects the Company's findings at the time of its intervention only and within the limits of Client's instructions, if any. The Company's sole responsibility is to its Client and this document does not exonerate parties to a transaction from exercising all their rights and obligations under the transaction documents. This document cannot be reproduced except in full, without prior written approval of the Company. Any unauthorized alteration, forgery or falsification of the content or appearance of this document is unlawful and offenders may be prosecuted to the fullest extent of the law.

WWAN

Max. SAR (1-g) (Unit: W/Kg)				
Mode	Band	Measured	Reported	Position / Channel
Body-worn	GSM 850	0.31	0.39	☐Front ☒Back 190 Channel
	GSM 1900	0.14	0.18	☐Front ☒Back 810 Channel
	WCDMA Band II	0.25	0.30	☐Front ☒Back 9400 Channel
	WCDMA Band IV	0.21	0.25	☐Front ☒Back 1513 Channel
	WCDMA Band V	0.29	0.33	☐Front ☒Back 4183 Channel
	LTE FDD Band 2	0.27	0.31	☐Front ☒Back 18900 Channel
	LTE FDD Band 4	0.23	0.28	☐Front ☒Back 20175 Channel
	LTE FDD Band 5	0.30	0.35	☐Front ☒Back 20450 Channel
	LTE FDD Band 7	0.42	0.54	☐Front ☒Back 20850 Channel
	LTE FDD Band 12	0.30	0.34	☐Front ☒Back 23095 Channel
	LTE FDD Band 13	0.13	0.16	☐Front ☒Back 23230 Channel
	LTE FDD Band 17	0.31	0.35	☐Front ☒Back 23790 Channel
	LTE TDD Band 38	0.23	0.28	☐Front ☒Back 38000 Channel

Unless otherwise stated the results shown in this test report refer only to the sample(s) tested and such sample(s) are retained for 90 days only.
除非另有說明，此報告結果僅對測試之樣品負責，同時此樣品僅保留90天。本報告未經本公司書面許可，不可部份複製。
This document is issued by the Company subject to its General Conditions of Service printed overleaf, available on request or accessible at www.sgs.com/terms_and_conditions.htm and for electronic format documents, subject to Terms and Conditions for Electronic Documents at www.sgs.com/terms_e-document.htm. Attention is drawn to the limitation of liability, indemnification and jurisdiction issues defined therein. Any holder of this document is advised that information contained hereon reflects the Company's findings at the time of its intervention only and within the limits of Client's instructions, if any. The Company's sole responsibility is to its Client and this document does not exonerate parties to a transaction from exercising all their rights and obligations under the transaction documents. This document cannot be reproduced except in full, without prior written approval of the Company. Any unauthorized alteration, forgery or falsification of the content or appearance of this document is unlawful and offenders may be prosecuted to the fullest extent of the law.

WLAN Antenna 0

Max. SAR (1-g) (Unit: W/Kg)				
Mode	Band	Measured	Reported	Position / Channel
Body-worn	WLAN802.11 b	0.05	0.05	☒Front ☐Back 1 Channel
	WLAN802.11n(40M)5.2G	0.06	0.06	☒Front ☐Back 46 Channel
	WLAN802.11n(40M)5.3G	0.07	0.07	☒Front ☐Back 54 Channel
	WLAN802.11ac(80M)5.6G	0.03	0.03	☒Front ☐Back 122 Channel
	WLAN802.11n(40M)5.8G	0.05	0.05	☒Front ☐Back 159 Channel
	Bluetooth	0.04	0.04	☒Front ☐Back 39 Channel

WLAN Antenna 1

Max. SAR (1-g) (Unit: W/Kg)				
Mode	Band	Measured	Reported	Position / Channel
Body-worn	WLAN802.11 b	0.03	0.03	☐Front ☒Back 1 Channel
	WLAN802.11n(40M)5.2G	0.07	0.07	☐Front ☒Back 46 Channel
	WLAN802.11n(40M)5.3G	0.07	0.07	☐Front ☒Back 54 Channel
	WLAN802.11ac(80M)5.6G	0.21	0.22	☐Front ☒Back 122 Channel
	WLAN802.11n(40M)5.8G	0.17	0.18	☐Front ☒Back 159 Channel

Unless otherwise stated the results shown in this test report refer only to the sample(s) tested and such sample(s) are retained for 90 days only.
除非另有說明，此報告結果僅對測試之樣品負責，同時此樣品僅保留90天。本報告未經本公司書面許可，不可部份複製。
This document is issued by the Company subject to its General Conditions of Service printed overleaf, available on request or accessible at www.sgs.com/terms_and_conditions.htm and for electronic format documents, subject to Terms and Conditions for Electronic Documents at www.sgs.com/terms_e-document.htm. Attention is drawn to the limitation of liability, indemnification and jurisdiction issues defined therein. Any holder of this document is advised that information contained hereon reflects the Company's findings at the time of its intervention only and within the limits of Client's instructions, if any. The Company's sole responsibility is to its Client and this document does not exonerate parties to a transaction from exercising all their rights and obligations under the transaction documents. This document cannot be reproduced except in full, without prior written approval of the Company. Any unauthorized alteration, forgery or falsification of the content or appearance of this document is unlawful and offenders may be prosecuted to the fullest extent of the law.

WWAN

Max. SAR (1-g) (Unit: W/Kg)				
Mode	Band	Measured	Reported	Position / Channel
Hotspot mode	GPRS 850 (1Dn4UP)	0.33	0.37	☐Front ☒Back ☐Top ☐Right ☐Left ☐Bottom 128 Channel
	GPRS 1900 (1Dn4UP)	0.12	0.14	☐Front ☒Back ☐Top ☐Right ☐Left ☐Bottom 661 Channel
	WCDMA Band II	0.25	0.30	☐Front ☒Back ☐Top ☐Right ☐Left ☐Bottom 9400 Channel
	WCDMA Band IV	0.21	0.25	☐Front ☒Back ☐Top ☐Right ☐Left ☐Bottom 1513 Channel
	WCDMA Band V	0.29	0.33	☐Front ☒Back ☐Top ☐Right ☐Left ☐Bottom 4183 Channel
	LTE FDD Band 2	0.27	0.31	☐Front ☒Back ☐Top ☐Right ☐Left ☐Bottom 18900 Channel
	LTE FDD Band 4	0.23	0.28	☐Front ☒Back ☐Top ☐Right ☐Left ☐Bottom 20175 Channel
	LTE FDD Band 5	0.30	0.35	☐Front ☒Back ☐Top ☐Right ☐Left ☐Bottom 20450 Channel
	LTE FDD Band 7	0.42	0.54	☐Front ☒Back ☐Top ☐Right ☐Left ☐Bottom 20850 Channel

Unless otherwise stated the results shown in this test report refer only to the sample(s) tested and such sample(s) are retained for 90 days only.
除非另有說明，此報告結果僅對測試之樣品負責，同時此樣品僅保留90天。本報告未經本公司書面許可，不可部份複製。
This document is issued by the Company subject to its General Conditions of Service printed overleaf, available on request or accessible at www.sgs.com/terms_and_conditions.htm and for electronic format documents, subject to Terms and Conditions for Electronic Documents at www.sgs.com/terms_e-document.htm. Attention is drawn to the limitation of liability, indemnification and jurisdiction issues defined therein. Any holder of this document is advised that information contained hereon reflects the Company's findings at the time of its intervention only and within the limits of Client's instructions, if any. The Company's sole responsibility is to its Client and this document does not exonerate parties to a transaction from exercising all their rights and obligations under the transaction documents. This document cannot be reproduced except in full, without prior written approval of the Company. Any unauthorized alteration, forgery or falsification of the content or appearance of this document is unlawful and offenders may be prosecuted to the fullest extent of the law.

WWAN

Max. SAR (1-g) (Unit: W/Kg)				
Mode	Band	Measured	Reported	Position / Channel
Hotspot mode	LTE FDD Band 12	0.30	0.34	☐Front ☒Back ☐Top ☐Right ☐Left ☐Bottom 23095 Channel
	LTE FDD Band 13	0.13	0.16	☐Front ☒Back ☐Top ☐Right ☐Left ☐Bottom 23230 Channel
	LTE FDD Band 17	0.31	0.35	☐Front ☒Back ☐Top ☐Right ☐Left ☐Bottom 23790 Channel
	LTE TDD Band 38	0.23	0.28	☐Front ☒Back ☐Top ☐Right ☐Left ☐Bottom 38000 Channel

WLAN Antenna 0

Max. SAR (1-g) (Unit: W/Kg)				
Mode	Band	Measured	Reported	Position / Channel
Hotspot mode	WLAN802.11 b	0.05	0.05	☒Front ☐Back ☐Top ☐Right ☐Left ☐Bottom 1 Channel
	WLAN802.11n(40M)5.2G	0.06	0.06	☒Front ☐Back ☐Top ☐Right ☐Left ☐Bottom 46 Channel
	WLAN802.11n(40M)5.8G	0.05	0.05	☒Front ☐Back ☐Top ☐Right ☐Left ☐Bottom 159 Channel

Unless otherwise stated the results shown in this test report refer only to the sample(s) tested and such sample(s) are retained for 90 days only.
除非另有說明，此報告結果僅對測試之樣品負責，同時此樣品僅保留90天。本報告未經本公司書面許可，不可部份複製。
This document is issued by the Company subject to its General Conditions of Service printed overleaf, available on request or accessible at www.sgs.com/terms_and_conditions.htm and for electronic format documents, subject to Terms and Conditions for Electronic Documents at www.sgs.com/terms_e-document.htm. Attention is drawn to the limitation of liability, indemnification and jurisdiction issues defined therein. Any holder of this document is advised that information contained hereon reflects the Company's findings at the time of its intervention only and within the limits of Client's instructions, if any. The Company's sole responsibility is to its Client and this document does not exonerate parties to a transaction from exercising all their rights and obligations under the transaction documents. This document cannot be reproduced except in full, without prior written approval of the Company. Any unauthorized alteration, forgery or falsification of the content or appearance of this document is unlawful and offenders may be prosecuted to the fullest extent of the law.

WLAN Antenna 1

Max. SAR (1-g) (Unit: W/Kg)				
Mode	Band	Measured	Reported	Position / Channel
Hotspot mode	WLAN802.11 b	0.03	0.03	☐Front ☒Back ☐Top ☐Right ☐Left ☐Bottom 1 Channel
	WLAN802.11n(40M)5.2G	0.07	0.07	☐Front ☒Back ☐Top ☐Right ☐Left ☐Bottom 46 Channel
	WLAN802.11n(40M)5.8G	0.17	0.18	☐Front ☒Back ☐Top ☐Right ☐Left ☐Bottom 159 Channel

WLAN Antenna 0

Max. SAR (10 g) (Unit: W/Kg)				
Mode	Band	Measured	Reported	Position / Channel
Product specific 10-g SAR	WLAN802.11n(40M)5.3G	0.16	0.16	☒Front ☐Back ☐Top ☐Right ☐Left ☐Bottom 54 Channel
	WLAN802.11ac(80M)5.6G	0.14	0.14	☒Front ☐Back ☐Top ☐Right ☐Left ☐Bottom 122 Channel
	Bluetooth(GFSK)	0.12	0.12	☒Front ☐Back ☐Top ☐Right ☐Left ☐Bottom 39 Channel

Unless otherwise stated the results shown in this test report refer only to the sample(s) tested and such sample(s) are retained for 90 days only.
除非另有說明，此報告結果僅對測試之樣品負責，同時此樣品僅保留90天。本報告未經本公司書面許可，不可部份複製。
This document is issued by the Company subject to its General Conditions of Service printed overleaf, available on request or accessible at www.sgs.com/terms_and_conditions.htm and for electronic format documents, subject to Terms and Conditions for Electronic Documents at www.sgs.com/terms_e-document.htm. Attention is drawn to the limitation of liability, indemnification and jurisdiction issues defined therein. Any holder of this document is advised that information contained hereon reflects the Company's findings at the time of its intervention only and within the limits of Client's instructions, if any. The Company's sole responsibility is to its Client and this document does not exonerate parties to a transaction from exercising all their rights and obligations under the transaction documents. This document cannot be reproduced except in full, without prior written approval of the Company. Any unauthorized alteration, forgery or falsification of the content or appearance of this document is unlawful and offenders may be prosecuted to the fullest extent of the law.

WLAN Antenna 1

Max. SAR (10 g) (Unit: W/Kg)				
Mode	Band	Measured	Reported	Position / Channel
Product specific 10-g SAR	WLAN802.11n(40M)5.3G	0.22	0.23	☐Front ☒Back ☐Top ☐Right ☐Left ☐Bottom 54 Channel
	WLAN802.11ac(80M)5.6G	0.46	0.48	☐Front ☒Back ☐Top ☐Right ☐Left ☐Bottom 122 Channel

Unless otherwise stated the results shown in this test report refer only to the sample(s) tested and such sample(s) are retained for 90 days only.
除非另有說明，此報告結果僅對測試之樣品負責，同時此樣品僅保留90天。本報告未經本公司書面許可，不可部份複製。
This document is issued by the Company subject to its General Conditions of Service printed overleaf, available on request or accessible at www.sgs.com/terms_and_conditions.htm and for electronic format documents, subject to Terms and Conditions for Electronic Documents at www.sgs.com/terms_e-document.htm. Attention is drawn to the limitation of liability, indemnification and jurisdiction issues defined therein. Any holder of this document is advised that information contained hereon reflects the Company's findings at the time of its intervention only and within the limits of Client's instructions, if any. The Company's sole responsibility is to its Client and this document does not exonerate parties to a transaction from exercising all their rights and obligations under the transaction documents. This document cannot be reproduced except in full, without prior written approval of the Company. Any unauthorized alteration, forgery or falsification of the content or appearance of this document is unlawful and offenders may be prosecuted to the fullest extent of the law.

GSM 850 - conducted power table:

EUT mode	Frequency (MHz)	CH	Max. Rated Avg. Power + Max.Tolerance (dBm)	Burst average power	Source-based time average power
				Avg. (dBm)	Avg. (dBm)
GSM 850 (GMSK)	824.2	128	33	32.46	23.43
	836.6	190	33	32.68	23.65
	848.8	251	33	32.51	23.48
The division factor compared to the number of TX time slot					
Division factor				1 TX time slot	
				-9.03	

GPRS 850 - conducted power table:

Burst average power						
Max. Rated Avg. Power + Max. Tolerance (dBm)			33.3	31.2	29.4	28.4
			1Dn1UP	1Dn2UP	1Dn3UP	1Dn4UP
EUT mode	Frequency (MHz)	CH	Avg. (dBm)	Avg. (dBm)	Avg. (dBm)	Avg. (dBm)
GPRS 850	824.2	128	32.43	30.89	28.77	27.89
	836.6	190	32.65	30.75	28.92	27.88
	848.8	251	32.48	30.58	28.76	27.68
Source-based time average power						
GPRS 850	824.2	128	23.40	24.87	24.51	24.88
	836.6	190	23.62	24.73	24.66	24.87
	848.8	251	23.45	24.56	24.50	24.67
The division factor compared to the number of TX time slot						
Division factor			1 TX time slot	2 TX time slot	3 TX time slot	4 TX time slot
			-9.03	-6.02	-4.26	-3.01

Unless otherwise stated the results shown in this test report refer only to the sample(s) tested and such sample(s) are retained for 90 days only.
除非另有說明，此報告結果僅對測試之樣品負責，同時此樣品僅保留90天。本報告未經本公司書面許可，不可部份複製。
This document is issued by the Company subject to its General Conditions of Service printed overleaf, available on request or accessible at www.sgs.com/terms_and_conditions.htm and for electronic format documents, subject to Terms and Conditions for Electronic Documents at www.sgs.com/terms_e-document.htm. Attention is drawn to the limitation of liability, indemnification and jurisdiction issues defined therein. Any holder of this document is advised that information contained hereon reflects the Company's findings at the time of its intervention only and within the limits of Client's instructions, if any. The Company's sole responsibility is to its Client and this document does not exonerate parties to a transaction from exercising all their rights and obligations under the transaction documents. This document cannot be reproduced except in full, without prior written approval of the Company. Any unauthorized alteration, forgery or falsification of the content or appearance of this document is unlawful and offenders may be prosecuted to the fullest extent of the law.

GSM 1900 - conducted power table:

EUT mode	Frequency (MHz)	CH	Max. Rated Avg. Power + Max.Tolerance (dBm)	Burst average power	Source-based time average power
				Avg. (dBm)	Avg. (dBm)
GSM1900 (GMSK)	1850.2	512	30.4	29.40	20.37
	1800	661	30.4	29.32	20.29
	1909.8	810	30.4	29.41	20.38
The division factor compared to the number of TX time slot					
Division factor				1 TX time slot	
				-9.03	

GPRS 1900 - conducted power table:

Burst average power						
Max. Rated Avg. Power + Max. Tolerance (dBm)			30.4	28.4	26.6	25.5
			1Dn1UP	1Dn2UP	1Dn3UP	1Dn4UP
EUT mode	Frequency (MHz)	CH	Avg. (dBm)	Avg. (dBm)	Avg. (dBm)	Avg. (dBm)
GPRS 1900	1850.2	512	29.33	27.53	25.85	24.65
	1880	661	29.31	27.61	25.94	24.79
	1909.8	810	29.35	27.51	25.83	24.69
Source-based time average power						
GPRS 1900	1850.2	512	20.30	21.51	21.59	21.64
	1880	661	20.28	21.59	21.68	21.78
	1909.8	810	20.32	21.49	21.57	21.68
The division factor compared to the number of TX time slot						
Division factor			1 TX time slot	2 TX time slot	3 TX time slot	4 TX time slot
			-9.03	-6.02	-4.26	-3.01

Unless otherwise stated the results shown in this test report refer only to the sample(s) tested and such sample(s) are retained for 90 days only.
除非另有說明，此報告結果僅對測試之樣品負責，同時此樣品僅保留90天。本報告未經本公司書面許可，不可部份複製。
This document is issued by the Company subject to its General Conditions of Service printed overleaf, available on request or accessible at www.sgs.com/terms_and_conditions.htm and for electronic format documents, subject to Terms and Conditions for Electronic Documents at www.sgs.com/terms_e-document.htm. Attention is drawn to the limitation of liability, indemnification and jurisdiction issues defined therein. Any holder of this document is advised that information contained hereon reflects the Company's findings at the time of its intervention only and within the limits of Client's instructions, if any. The Company's sole responsibility is to its Client and this document does not exonerate parties to a transaction from exercising all their rights and obligations under the transaction documents. This document cannot be reproduced except in full, without prior written approval of the Company. Any unauthorized alteration, forgery or falsification of the content or appearance of this document is unlawful and offenders may be prosecuted to the fullest extent of the law.

WCDMA Band II / Band IV / Band V - HSDPA / HSUPA Conducted power table (Unit: dBm):

Band		WCDMA II		
TX Channel		9262	9400	9538
Frequency (MHz)		1852.4	1880	1907.6
Max. Rated Avg. Power+Max. Tolerance (dBm)		**23.30**		
3GPP Rel 99	RMC 12.2Kbps	22.42	22.50	22.43
3GPP Rel 5	HSDPA Subtest-1	21.46	21.53	21.43
	HSDPA Subtest-2	20.93	21.04	20.90
	HSDPA Subtest-3	20.91	21.03	20.88
	HSDPA Subtest-4	20.96	21.02	20.91
3GPP Rel 6	HSUPA Subtest-1	21.36	21.51	21.42
	HSUPA Subtest-2	19.45	19.52	19.50
	HSUPA Subtest-3	20.35	20.53	20.38
	HSUPA Subtest-4	19.49	19.51	19.41
	HSUPA Subtest-5	21.52	21.65	21.39

Band		WCDMA IV		
TX Channel		1312	1412	1513
Frequency (MHz)		1712.4	1732.4	1752.6
Max. Rated Avg. Power+Max. Tolerance (dBm)		**23.30**		
3GPP Rel 99	RMC 12.2Kbps	22.46	22.43	22.56
3GPP Rel 5	HSDPA Subtest-1	21.41	21.42	21.52
	HSDPA Subtest-2	20.87	20.91	21.09
	HSDPA Subtest-3	20.89	20.89	21.08
	HSDPA Subtest-4	20.88	20.84	21.07
3GPP Rel 6	HSUPA Subtest-1	21.42	21.45	21.59
	HSUPA Subtest-2	19.45	19.43	19.08
	HSUPA Subtest-3	20.45	20.47	20.38
	HSUPA Subtest-4	19.45	19.46	19.54
	HSUPA Subtest-5	21.43	21.55	21.07

Unless otherwise stated the results shown in this test report refer only to the sample(s) tested and such sample(s) are retained for 90 days only.
除非另有說明，此報告結果僅對測試之樣品負責，同時此樣品僅保留90天。本報告未經本公司書面許可，不可部份複製。
This document is issued by the Company subject to its General Conditions of Service printed overleaf, available on request or accessible at www.sgs.com/terms_and_conditions.htm and for electronic format documents, subject to Terms and Conditions for Electronic Documents at www.sgs.com/terms_e-document.htm. Attention is drawn to the limitation of liability, indemnification and jurisdiction issues defined therein. Any holder of this document is advised that information contained hereon reflects the Company's findings at the time of its intervention only and within the limits of Client's instructions, if any. The Company's sole responsibility is to its Client and this document does not exonerate parties to a transaction from exercising all their rights and obligations under the transaction documents. This document cannot be reproduced except in full, without prior written approval of the Company. Any unauthorized alteration, forgery or falsification of the content or appearance of this document is unlawful and offenders may be prosecuted to the fullest extent of the law.

Band		WCDMA V		
TX Channel		4132	4183	4233
Frequency (MHz)		826.4	836.6	846.6
Max. Rated Avg. Power+Max. Tolerance (dBm)		**24.00**		
3GPP Rel 99	RMC 12.2Kbps	23.32	23.39	23.34
3GPP Rel 5	HSDPA Subtest-1	22.35	22.39	22.37
	HSDPA Subtest-2	21.79	21.89	21.81
	HSDPA Subtest-3	21.76	21.81	21.80
	HSDPA Subtest-4	21.82	21.81	21.75
3GPP Rel 6	HSUPA Subtest-1	22.28	22.35	22.33
	HSUPA Subtest-2	20.36	20.35	20.33
	HSUPA Subtest-3	21.37	21.43	21.34
	HSUPA Subtest-4	20.31	20.34	20.36
	HSUPA Subtest-5	22.34	22.39	22.37

Subtests for WCDMA Release 5 HSDPA

SUB-TEST	β_c	β_d	β_d *(SF)*	β_c/β_d	β_{HS} *(Note1, Note 2)*	CM (dB) *(Note 3)*	MPR (dB) *(Note 3)*
1	2/15	15/15	64	2/15	4/15	0.0	0.0
2	12/15	15/15	64	12/15	24/15	1.0	0.0
3	15/15	8/15	64	15/8	30/15	1.5	0.5
4	15/15	4/15	64	15/4	30/15	1.5	0.5

Subtests for WCDMA Release 6 HSUPA

SUB-TEST	β_c	β_d	β_d *(SF)*	β_c/β_d	β_{HS} *(Note1)*	β_{ec}	β_{ed} *(Note 5)* *(Note 6)*	β_{ed} *(SF)*	β_{ed} *(Codes)*	CM *(dB)* *(Note 2)*	MPR *(dB)* *(Note 2)*	*AG Index* *(Note 6)*	*E-TFCI*
1	11/15	15/15	64	11/15	22/15	209/225	1309/225	4	1	1.0	0.0	20	75
2	6/15	15/15	64	6/15	12/15	12/15	94/75	4	1	3.0	2.0	12	67
3	15/15	9/15	64	15/9	30/15	30/15	$\beta_{ed}1$: 47/15 $\beta_{ed}2$: 47/15	4 4	2	2.0	1.0	15	92
4	2/15	15/15	64	2/15	4/15	2/15	56/75	4	1	3.0	2.0	17	71
5	15/15	15/15	64	15/15	30/15	24/15	134/15	4	1	1.0	0.0	21	81

Unless otherwise stated the results shown in this test report refer only to the sample(s) tested and such sample(s) are retained for 90 days only.
除非另有說明，此報告結果僅對測試之樣品負責，同時此樣品僅保留90天。本報告未經本公司書面許可，不可部份複製。
This document is issued by the Company subject to its General Conditions of Service printed overleaf, available on request or accessible at www.sgs.com/terms_and_conditions.htm and for electronic format documents, subject to Terms and Conditions for Electronic Documents at www.sgs.com/terms_e-document.htm. Attention is drawn to the limitation of liability, indemnification and jurisdiction issues defined therein. Any holder of this document is advised that information contained hereon reflects the Company's findings at the time of its intervention only and within the limits of Client's instructions, if any. The Company's sole responsibility is to its Client and this document does not exonerate parties to a transaction from exercising all their rights and obligations under the transaction documents. This document cannot be reproduced except in full, without prior written approval of the Company. Any unauthorized alteration, forgery or falsification of the content or appearance of this document is unlawful and offenders may be prosecuted to the fullest extent of the law.

LTE FDD Band 2 / Band 4 / Band 5 / Band 7 / Band 12 / Band 13 / Band 17-conducted power table:

FDD Band 2								
BW(Mhz)	Modulation	RB Size	RB Offset	Frequency (MHz)	Channel	Conducted power (dBm)	Target Power + Max. Tolerance (dBm)	MPR Allowed per 3GPP(dB)
20	QPSK	1 RB	0	1860	18700	22.53	23.3	0
				1880	18900	22.69	23.3	0
				1900	19100	22.42	23.3	0
			50	1860	18700	22.35	23.3	0
				1880	18900	22.31	23.3	0
				1900	19100	22.37	23.3	0
			99	1860	18700	22.22	23.3	0
				1880	18900	22.48	23.3	0
				1900	19100	22.24	23.3	0
		18 RB	0	1860	18700	21.47	22.3	0-1
				1880	18900	21.50	22.3	0-1
				1900	19100	21.43	22.3	0-1
			25	1860	18700	21.63	22.3	0-1
				1880	18900	21.67	22.3	0-1
				1900	19100	21.57	22.3	0-1
			50	1860	18700	21.25	22.3	0-1
				1880	18900	21.35	22.3	0-1
				1900	19100	21.29	22.3	0-1
		100RB		1860	18700	21.35	22.3	0-1
				1880	18900	21.42	22.3	0-1
				1900	19100	21.30	22.3	0-1
	16-QAM	1 RB	0	1860	18700	21.68	22.3	0-1
				1880	18900	21.71	22.3	0-1
				1900	19100	21.61	22.3	0-1
			50	1860	18700	21.52	22.3	0-1
				1880	18900	21.64	22.3	0-1
				1900	19100	21.52	22.3	0-1
			99	1860	18700	21.46	22.3	0-1
				1880	18900	21.52	22.3	0-1
				1900	19100	21.50	22.3	0-1
		50 RB	0	1860	18700	20.37	21.3	0-2
				1880	18900	20.46	21.3	0-2
				1900	19100	20.40	21.3	0-2
			25	1860	18700	20.49	21.3	0-2
				1880	18900	20.62	21.3	0-2
				1900	19100	20.51	21.3	0-2
			50	1860	18700	20.27	21.3	0-2
				1880	18900	20.34	21.3	0-2
				1900	19100	20.37	21.3	0-2
		100RB		1860	18700	20.31	21.3	0-2
				1880	18900	20.36	21.3	0-2
				1900	19100	20.41	21.3	0-2

Unless otherwise stated the results shown in this test report refer only to the sample(s) tested and such sample(s) are retained for 90 days only.
除非另有說明，此報告結果僅對測試之樣品負責，同時此樣品僅保留90天。本報告未經本公司書面許可，不可部份複製。
This document is issued by the Company subject to its General Conditions of Service printed overleaf, available on request or accessible at www.sgs.com/terms_and_conditions.htm and for electronic format documents, subject to Terms and Conditions for Electronic Documents at www.sgs.com/terms_e-document.htm. Attention is drawn to the limitation of liability, indemnification and jurisdiction issues defined therein. Any holder of this document is advised that information contained hereon reflects the Company's findings at the time of its intervention only and within the limits of Client's instructions, if any. The Company's sole responsibility is to its Client and this document does not exonerate parties to a transaction from exercising all their rights and obligations under the transaction documents. This document cannot be reproduced except in full, without prior written approval of the Company. Any unauthorized alteration, forgery or falsification of the content or appearance of this document is unlawful and offenders may be prosecuted to the fullest extent of the law.

FDD Band 2								
BW(Mhz)	Modulation	RB Size	RB Offset	Frequency (MHz)	Channel	Conducted power (dBm)	Target Power + Max. Tolerance (dBm)	MPR Allowed per 3GPP(dB)
20	64-QAM	1 RB	0	1860	18700	21.18	21.3	0-2
				1880	18900	21.16	21.3	0-2
				1900	19100	21.10	21.3	0-2
			50	1860	18700	20.93	21.3	0-2
				1880	18900	21.06	21.3	0-2
				1900	19100	21.00	21.3	0-2
			99	1860	18700	20.86	21.3	0-2
				1880	18900	20.92	21.3	0-2
				1900	19100	21.00	21.3	0-2
		50 RB	0	1860	18700	19.83	20.3	0-3
				1880	18900	19.92	20.3	0-3
				1900	19100	19.83	20.3	0-3
			25	1860	18700	19.99	20.3	0-3
				1880	18900	20.09	20.3	0-3
				1900	19100	19.92	20.3	0-3
			50	1860	18700	19.70	20.3	0-3
				1880	18900	19.80	20.3	0-3
				1900	19100	19.82	20.3	0-3
		100RB		1860	18700	19.74	20.3	0-3
				1880	18900	19.80	20.3	0-3
				1900	19100	19.83	20.3	0-3

Unless otherwise stated the results shown in this test report refer only to the sample(s) tested and such sample(s) are retained for 90 days only.
除非另有說明，此報告結果僅對測試之樣品負責，同時此樣品僅保留90天。本報告未經本公司書面許可，不可部份複製。
This document is issued by the Company subject to its General Conditions of Service printed overleaf, available on request or accessible at www.sgs.com/terms_and_conditions.htm and for electronic format documents, subject to Terms and Conditions for Electronic Documents at www.sgs.com/terms_e-document.htm. Attention is drawn to the limitation of liability, indemnification and jurisdiction issues defined therein. Any holder of this document is advised that information contained hereon reflects the Company's findings at the time of its intervention only and within the limits of Client's instructions, if any. The Company's sole responsibility is to its Client and this document does not exonerate parties to a transaction from exercising all their rights and obligations under the transaction documents. This document cannot be reproduced except in full, without prior written approval of the Company. Any unauthorized alteration, forgery or falsification of the content or appearance of this document is unlawful and offenders may be prosecuted to the fullest extent of the law.

FDD Band 2								
BW(Mhz)	Modulation	RB Size	RB Offset	Frequency (MHz)	Channel	Conducted power (dBm)	Target Power + Max. Tolerance (dBm)	MPR Allowed per 3GPP(dB)
15	QPSK	1 RB	0	1857.5	18675	22.24	23.3	0
				1880	18900	22.44	23.3	0
				1902.5	19125	22.26	23.3	0
			36	1857.5	18675	22.20	23.3	0
				1880	18900	22.20	23.3	0
				1902.5	19125	22.18	23.3	0
			74	1857.5	18675	22.02	23.3	0
				1880	18900	22.29	23.3	0
				1902.5	19125	22.13	23.3	0
		36 RB	0	1857.5	18675	21.36	22.3	0-1
				1880	18900	21.39	22.3	0-1
				1902.5	19125	21.33	22.3	0-1
			18	1857.5	18675	21.50	22.3	0-1
				1880	18900	21.50	22.3	0-1
				1902.5	19125	21.43	22.3	0-1
			37	1857.5	18675	21.15	22.3	0-1
				1880	18900	21.24	22.3	0-1
				1902.5	19125	21.17	22.3	0-1
		75RB		1857.5	18675	21.23	22.3	0-1
				1880	18900	21.26	22.3	0-1
				1902.5	19125	21.10	22.3	0-1
	16-QAM	1 RB	0	1857.5	18675	21.56	22.3	0-1
				1880	18900	21.56	22.3	0-1
				1902.5	19125	21.48	22.3	0-1
			36	1857.5	18675	21.35	22.3	0-1
				1880	18900	21.50	22.3	0-1
				1902.5	19125	21.41	22.3	0-1
			74	1857.5	18675	21.36	22.3	0-1
				1880	18900	21.39	22.3	0-1
				1902.5	19125	21.38	22.3	0-1
		36 RB	0	1857.5	18675	20.23	21.3	0-2
				1880	18900	20.26	21.3	0-2
				1902.5	19125	20.21	21.3	0-2
			18	1857.5	18675	20.33	21.3	0-2
				1880	18900	20.42	21.3	0-2
				1902.5	19125	20.41	21.3	0-2
			37	1857.5	18675	20.10	21.3	0-2
				1880	18900	20.22	21.3	0-2
				1902.5	19125	20.26	21.3	0-2
		75RB		1857.5	18675	20.18	21.3	0-2
				1880	18900	20.26	21.3	0-2
				1902.5	19125	20.22	21.3	0-2

Unless otherwise stated the results shown in this test report refer only to the sample(s) tested and such sample(s) are retained for 90 days only.
除非另有說明，此報告結果僅對測試之樣品負責，同時此樣品僅保留90天。本報告未經本公司書面許可，不可部份複製。
This document is issued by the Company subject to its General Conditions of Service printed overleaf, available on request or accessible at www.sgs.com/terms_and_conditions.htm and for electronic format documents, subject to Terms and Conditions for Electronic Documents at www.sgs.com/terms_e-document.htm. Attention is drawn to the limitation of liability, indemnification and jurisdiction issues defined therein. Any holder of this document is advised that information contained hereon reflects the Company's findings at the time of its intervention only and within the limits of Client's instructions, if any. The Company's sole responsibility is to its Client and this document does not exonerate parties to a transaction from exercising all their rights and obligations under the transaction documents. This document cannot be reproduced except in full, without prior written approval of the Company. Any unauthorized alteration, forgery or falsification of the content or appearance of this document is unlawful and offenders may be prosecuted to the fullest extent of the law.

FDD Band 2								
BW(Mhz)	Modulation	RB Size	RB Offset	Frequency (MHz)	Channel	Conducted power (dBm)	Target Power + Max. Tolerance (dBm)	MPR Allowed per 3GPP(dB)
15	64-QAM	1 RB	0	1857.5	18675	21.03	21.3	0-2
				1880	18900	21.05	21.3	0-2
				1902.5	19125	20.91	21.3	0-2
			50	1857.5	18675	20.79	21.3	0-2
				1880	18900	20.96	21.3	0-2
				1902.5	19125	20.83	21.3	0-2
			99	1857.5	18675	20.70	21.3	0-2
				1880	18900	20.78	21.3	0-2
				1902.5	19125	20.83	21.3	0-2
		36 RB	0	1857.5	18675	19.63	20.3	0-3
				1880	18900	19.79	20.3	0-3
				1902.5	19125	19.73	20.3	0-3
			25	1857.5	18675	19.86	20.3	0-3
				1880	18900	19.91	20.3	0-3
				1902.5	19125	19.75	20.3	0-3
			50	1857.5	18675	19.59	20.3	0-3
				1880	18900	19.60	20.3	0-3
				1902.5	19125	19.65	20.3	0-3
		75RB		1857.5	18675	19.61	20.3	0-3
				1880	18900	19.63	20.3	0-3
				1902.5	19125	19.67	20.3	0-3

Unless otherwise stated the results shown in this test report refer only to the sample(s) tested and such sample(s) are retained for 90 days only.
除非另有說明，此報告結果僅對測試之樣品負責，同時此樣品僅保留90天。本報告未經本公司書面許可，不可部份複製。
This document is issued by the Company subject to its General Conditions of Service printed overleaf, available on request or accessible at www.sgs.com/terms_and_conditions.htm and for electronic format documents, subject to Terms and Conditions for Electronic Documents at www.sgs.com/terms_e-document.htm. Attention is drawn to the limitation of liability, indemnification and jurisdiction issues defined therein. Any holder of this document is advised that information contained hereon reflects the Company's findings at the time of its intervention only and within the limits of Client's instructions, if any. The Company's sole responsibility is to its Client and this document does not exonerate parties to a transaction from exercising all their rights and obligations under the transaction documents. This document cannot be reproduced except in full, without prior written approval of the Company. Any unauthorized alteration, forgery or falsification of the content or appearance of this document is unlawful and offenders may be prosecuted to the fullest extent of the law.

FDD Band 2								
BW(Mhz)	Modulation	RB Size	RB Offset	Frequency (MHz)	Channel	Conducted power (dBm)	Target Power + Max. Tolerance (dBm)	MPR Allowed per 3GPP(dB)
10	QPSK	1 RB	0	1855	18650	22.28	23.3	0
				1880	18900	22.45	23.3	0
				1905	19150	22.29	23.3	0
			25	1855	18650	22.22	23.3	0
				1880	18900	22.14	23.3	0
				1905	19150	22.18	23.3	0
			49	1855	18650	22.11	23.3	0
				1880	18900	22.33	23.3	0
				1905	19150	22.05	23.3	0
		25 RB	0	1855	18650	21.28	22.3	0-1
				1880	18900	21.35	22.3	0-1
				1905	19150	21.30	22.3	0-1
			12	1855	18650	21.52	22.3	0-1
				1880	18900	21.54	22.3	0-1
				1905	19150	21.44	22.3	0-1
			25	1855	18650	21.11	22.3	0-1
				1880	18900	21.23	22.3	0-1
				1905	19150	21.14	22.3	0-1
		50RB		1855	18650	21.21	22.3	0-1
				1880	18900	21.27	22.3	0-1
				1905	19150	21.19	22.3	0-1
	16-QAM	1 RB	0	1855	18650	21.48	22.3	0-1
				1880	18900	21.59	22.3	0-1
				1905	19150	21.47	22.3	0-1
			25	1855	18650	21.35	22.3	0-1
				1880	18900	21.53	22.3	0-1
				1905	19150	21.35	22.3	0-1
			49	1855	18650	21.30	22.3	0-1
				1880	18900	21.40	22.3	0-1
				1905	19150	21.32	22.3	0-1
		25 RB	0	1855	18650	20.18	21.3	0-2
				1880	18900	20.27	21.3	0-2
				1905	19150	20.29	21.3	0-2
			12	1855	18650	20.30	21.3	0-2
				1880	18900	20.51	21.3	0-2
				1905	19150	20.35	21.3	0-2
			25	1855	18650	20.08	21.3	0-2
				1880	18900	20.17	21.3	0-2
				1905	19150	20.21	21.3	0-2
		50RB		1855	18650	20.20	21.3	0-2
				1880	18900	20.26	21.3	0-2
				1905	19150	20.23	21.3	0-2

Unless otherwise stated the results shown in this test report refer only to the sample(s) tested and such sample(s) are retained for 90 days only.
除非另有說明，此報告結果僅對測試之樣品負責，同時此樣品僅保留90天。本報告未經本公司書面許可，不可部份複製。
This document is issued by the Company subject to its General Conditions of Service printed overleaf, available on request or accessible at www.sgs.com/terms_and_conditions.htm and for electronic format documents, subject to Terms and Conditions for Electronic Documents at www.sgs.com/terms_e-document.htm. Attention is drawn to the limitation of liability, indemnification and jurisdiction issues defined therein. Any holder of this document is advised that information contained hereon reflects the Company's findings at the time of its intervention only and within the limits of Client's instructions, if any. The Company's sole responsibility is to its Client and this document does not exonerate parties to a transaction from exercising all their rights and obligations under the transaction documents. This document cannot be reproduced except in full, without prior written approval of the Company. Any unauthorized alteration, forgery or falsification of the content or appearance of this document is unlawful and offenders may be prosecuted to the fullest extent of the law.

FDD Band 2								
BW(Mhz)	Modulation	RB Size	RB Offset	Frequency (MHz)	Channel	Conducted pow er (dBm)	Target Pow er + Max. Tolerance (dBm)	MPR Allow ed per 3GPP(dB)
10	64-QAM	1 RB	0	1855	18650	21.05	21.3	0-2
				1880	18900	21.02	21.3	0-2
				1905	19150	20.95	21.3	0-2
			25	1855	18650	20.76	21.3	0-2
				1880	18900	20.95	21.3	0-2
				1905	19150	20.83	21.3	0-2
			49	1855	18650	20.68	21.3	0-2
				1880	18900	20.81	21.3	0-2
				1905	19150	20.83	21.3	0-2
		25 RB	0	1855	18650	19.66	20.3	0-3
				1880	18900	19.74	20.3	0-3
				1905	19150	19.67	20.3	0-3
			12	1855	18650	19.80	20.3	0-3
				1880	18900	19.98	20.3	0-3
				1905	19150	19.76	20.3	0-3
			25	1855	18650	19.60	20.3	0-3
				1880	18900	19.66	20.3	0-3
				1905	19150	19.66	20.3	0-3
		50RB		1855	18650	19.55	20.3	0-3
				1880	18900	19.60	20.3	0-3
				1905	19150	19.71	20.3	0-3

Unless otherwise stated the results shown in this test report refer only to the sample(s) tested and such sample(s) are retained for 90 days only.
除非另有說明，此報告結果僅對測試之樣品負責，同時此樣品僅保留90天。本報告未經本公司書面許可，不可部份複製。
This document is issued by the Company subject to its General Conditions of Service printed overleaf, available on request or accessible at www.sgs.com/terms_and_conditions.htm and for electronic format documents, subject to Terms and Conditions for Electronic Documents at www.sgs.com/terms_e-document.htm. Attention is drawn to the limitation of liability, indemnification and jurisdiction issues defined therein. Any holder of this document is advised that information contained hereon reflects the Company's findings at the time of its intervention only and within the limits of Client's instructions, if any. The Company's sole responsibility is to its Client and this document does not exonerate parties to a transaction from exercising all their rights and obligations under the transaction documents. This document cannot be reproduced except in full, without prior written approval of the Company. Any unauthorized alteration, forgery or falsification of the content or appearance of this document is unlawful and offenders may be prosecuted to the fullest extent of the law.

FDD Band 2								
BW(Mhz)	Modulation	RB Size	RB Offset	Frequency (MHz)	Channel	Conducted power (dBm)	Target Power + Max. Tolerance (dBm)	MPR Allowed per 3GPP(dB)
5	QPSK	1 RB	0	1852.5	18625	22.25	23.3	0
				1880	18900	22.43	23.3	0
				1907.5	19175	22.23	23.3	0
			12	1852.5	18625	22.25	23.3	0
				1880	18900	22.21	23.3	0
				1907.5	19175	22.22	23.3	0
			24	1852.5	18625	22.05	23.3	0
				1880	18900	22.30	23.3	0
				1907.5	19175	22.13	23.3	0
		12 RB	0	1852.5	18625	21.29	22.3	0-1
				1880	18900	21.39	22.3	0-1
				1907.5	19175	21.24	22.3	0-1
			6	1852.5	18625	21.53	22.3	0-1
				1880	18900	21.56	22.3	0-1
				1907.5	19175	21.37	22.3	0-1
			13	1852.5	18625	21.11	22.3	0-1
				1880	18900	21.25	22.3	0-1
				1907.5	19175	21.15	22.3	0-1
		25RB		1852.5	18625	21.15	22.3	0-1
				1880	18900	21.25	22.3	0-1
				1907.5	19175	21.17	22.3	0-1
	16-QAM	1 RB	0	1852.5	18625	21.58	22.3	0-1
				1880	18900	21.58	22.3	0-1
				1907.5	19175	21.44	22.3	0-1
			12	1852.5	18625	21.32	22.3	0-1
				1880	18900	21.45	22.3	0-1
				1907.5	19175	21.36	22.3	0-1
			24	1852.5	18625	21.31	22.3	0-1
				1880	18900	21.34	22.3	0-1
				1907.5	19175	21.33	22.3	0-1
		12 RB	0	1852.5	18625	20.20	21.3	0-2
				1880	18900	20.32	21.3	0-2
				1907.5	19175	20.22	21.3	0-2
			6	1852.5	18625	20.37	21.3	0-2
				1880	18900	20.44	21.3	0-2
				1907.5	19175	20.32	21.3	0-2
			13	1852.5	18625	20.10	21.3	0-2
				1880	18900	20.18	21.3	0-2
				1907.5	19175	20.23	21.3	0-2
		25RB		1852.5	18625	20.17	21.3	0-2
				1880	18900	20.22	21.3	0-2
				1907.5	19175	20.23	21.3	0-2

Unless otherwise stated the results shown in this test report refer only to the sample(s) tested and such sample(s) are retained for 90 days only.
除非另有說明，此報告結果僅對測試之樣品負責，同時此樣品僅保留90天。本報告未經本公司書面許可，不可部份複製。
This document is issued by the Company subject to its General Conditions of Service printed overleaf, available on request or accessible at www.sgs.com/terms_and_conditions.htm and for electronic format documents, subject to Terms and Conditions for Electronic Documents at www.sgs.com/terms_e-document.htm. Attention is drawn to the limitation of liability, indemnification and jurisdiction issues defined therein. Any holder of this document is advised that information contained hereon reflects the Company's findings at the time of its intervention only and within the limits of Client's instructions, if any. The Company's sole responsibility is to its Client and this document does not exonerate parties to a transaction from exercising all their rights and obligations under the transaction documents. This document cannot be reproduced except in full, without prior written approval of the Company. Any unauthorized alteration, forgery or falsification of the content or appearance of this document is unlawful and offenders may be prosecuted to the fullest extent of the law.

FDD Band 2								
BW(Mhz)	Modulation	RB Size	RB Offset	Frequency (MHz)	Channel	Conducted pow er (dBm)	Target Pow er + Max. Tolerance (dBm)	MPR Allow ed per 3GPP(dB)
5	64-QAM	1 RB	0	1852.5	18625	21.05	21.3	0-2
				1880	18900	21.00	21.3	0-2
				1907.5	19175	20.92	21.3	0-2
			12	1852.5	18625	20.79	21.3	0-2
				1880	18900	20.88	21.3	0-2
				1907.5	19175	20.86	21.3	0-2
			24	1852.5	18625	20.72	21.3	0-2
				1880	18900	20.77	21.3	0-2
				1907.5	19175	20.83	21.3	0-2
		12 RB	0	1852.5	18625	19.71	20.3	0-3
				1880	18900	19.81	20.3	0-3
				1907.5	19175	19.65	20.3	0-3
			6	1852.5	18625	19.80	20.3	0-3
				1880	18900	19.99	20.3	0-3
				1907.5	19175	19.79	20.3	0-3
			13	1852.5	18625	19.54	20.3	0-3
				1880	18900	19.65	20.3	0-3
				1907.5	19175	19.66	20.3	0-3
		25RB		1852.5	18625	19.57	20.3	0-3
				1880	18900	19.60	20.3	0-3
				1907.5	19175	19.65	20.3	0-3

Unless otherwise stated the results shown in this test report refer only to the sample(s) tested and such sample(s) are retained for 90 days only.
除非另有說明，此報告結果僅對測試之樣品負責，同時此樣品僅保留90天。本報告未經本公司書面許可，不可部份複製。
This document is issued by the Company subject to its General Conditions of Service printed overleaf, available on request or accessible at www.sgs.com/terms_and_conditions.htm and for electronic format documents, subject to Terms and Conditions for Electronic Documents at www.sgs.com/terms_e-document.htm. Attention is drawn to the limitation of liability, indemnification and jurisdiction issues defined therein. Any holder of this document is advised that information contained hereon reflects the Company's findings at the time of its intervention only and within the limits of Client's instructions, if any. The Company's sole responsibility is to its Client and this document does not exonerate parties to a transaction from exercising all their rights and obligations under the transaction documents. This document cannot be reproduced except in full, without prior written approval of the Company. Any unauthorized alteration, forgery or falsification of the content or appearance of this document is unlawful and offenders may be prosecuted to the fullest extent of the law.

FDD Band 2								
BW(Mhz)	Modulation	RB Size	RB Offset	Frequency (MHz)	Channel	Conducted power (dBm)	Target Power + Max. Tolerance (dBm)	MPR Allowed per 3GPP(dB)
3	QPSK	1 RB	0	1851.5	18615	22.32	23.3	0
				1880	18900	22.49	23.3	0
				1908.5	19185	22.24	23.3	0
			7	1851.5	18615	22.24	23.3	0
				1880	18900	22.18	23.3	0
				1908.5	19185	22.18	23.3	0
			14	1851.5	18615	22.08	23.3	0
				1880	18900	22.31	23.3	0
				1908.5	19185	22.04	23.3	0
		8 RB	0	1851.5	18615	21.36	22.3	0-1
				1880	18900	21.36	22.3	0-1
				1908.5	19185	21.32	22.3	0-1
			4	1851.5	18615	21.46	22.3	0-1
				1880	18900	21.51	22.3	0-1
				1908.5	19185	21.42	22.3	0-1
			7	1851.5	18615	21.14	22.3	0-1
				1880	18900	21.22	22.3	0-1
				1908.5	19185	21.11	22.3	0-1
		15RB		1851.5	18615	21.16	22.3	0-1
				1880	18900	21.27	22.3	0-1
				1908.5	19185	21.18	22.3	0-1
	16-QAM	1 RB	0	1851.5	18615	21.54	22.3	0-1
				1880	18900	21.58	22.3	0-1
				1908.5	19185	21.43	22.3	0-1
			7	1851.5	18615	21.38	22.3	0-1
				1880	18900	21.51	22.3	0-1
				1908.5	19185	21.34	22.3	0-1
			14	1851.5	18615	21.31	22.3	0-1
				1880	18900	21.40	22.3	0-1
				1908.5	19185	21.39	22.3	0-1
		8 RB	0	1851.5	18615	20.19	21.3	0-2
				1880	18900	20.28	21.3	0-2
				1908.5	19185	20.21	21.3	0-2
			4	1851.5	18615	20.38	21.3	0-2
				1880	18900	20.44	21.3	0-2
				1908.5	19185	20.35	21.3	0-2
			7	1851.5	18615	20.16	21.3	0-2
				1880	18900	20.23	21.3	0-2
				1908.5	19185	20.19	21.3	0-2
		15RB		1851.5	18615	20.15	21.3	0-2
				1880	18900	20.25	21.3	0-2
				1908.5	19185	20.30	21.3	0-2

Unless otherwise stated the results shown in this test report refer only to the sample(s) tested and such sample(s) are retained for 90 days only.
除非另有說明，此報告結果僅對測試之樣品負責，同時此樣品僅保留90天。本報告未經本公司書面許可，不可部份複製。
This document is issued by the Company subject to its General Conditions of Service printed overleaf, available on request or accessible at www.sgs.com/terms_and_conditions.htm and for electronic format documents, subject to Terms and Conditions for Electronic Documents at www.sgs.com/terms_e-document.htm. Attention is drawn to the limitation of liability, indemnification and jurisdiction issues defined therein. Any holder of this document is advised that information contained hereon reflects the Company's findings at the time of its intervention only and within the limits of Client's instructions, if any. The Company's sole responsibility is to its Client and this document does not exonerate parties to a transaction from exercising all their rights and obligations under the transaction documents. This document cannot be reproduced except in full, without prior written approval of the Company. Any unauthorized alteration, forgery or falsification of the content or appearance of this document is unlawful and offenders may be prosecuted to the fullest extent of the law.

FDD Band 2								
BW(Mhz)	Modulation	RB Size	RB Offset	Frequency (MHz)	Channel	Conducted power (dBm)	Target Power + Max. Tolerance (dBm)	MPR Allowed per 3GPP(dB)
3	64-QAM	1 RB	0	1851.5	18615	21.03	21.3	0-2
				1880	18900	21.01	21.3	0-2
				1908.5	19185	20.96	21.3	0-2
			7	1851.5	18615	20.83	21.3	0-2
				1880	18900	20.88	21.3	0-2
				1908.5	19185	20.90	21.3	0-2
			14	1851.5	18615	20.67	21.3	0-2
				1880	18900	20.77	21.3	0-2
				1908.5	19185	20.82	21.3	0-2
		8 RB	0	1851.5	18615	19.72	20.3	0-3
				1880	18900	19.75	20.3	0-3
				1908.5	19185	19.65	20.3	0-3
			4	1851.5	18615	19.89	20.3	0-3
				1880	18900	19.90	20.3	0-3
				1908.5	19185	19.79	20.3	0-3
			7	1851.5	18615	19.58	20.3	0-3
				1880	18900	19.67	20.3	0-3
				1908.5	19185	19.69	20.3	0-3
		15RB		1851.5	18615	19.56	20.3	0-3
				1880	18900	19.68	20.3	0-3
				1908.5	19185	19.72	20.3	0-3

Unless otherwise stated the results shown in this test report refer only to the sample(s) tested and such sample(s) are retained for 90 days only.
除非另有說明，此報告結果僅對測試之樣品負責，同時此樣品僅保留90天。本報告未經本公司書面許可，不可部份複製。
This document is issued by the Company subject to its General Conditions of Service printed overleaf, available on request or accessible at www.sgs.com/terms_and_conditions.htm and for electronic format documents, subject to Terms and Conditions for Electronic Documents at www.sgs.com/terms_e-document.htm. Attention is drawn to the limitation of liability, indemnification and jurisdiction issues defined therein. Any holder of this document is advised that information contained hereon reflects the Company's findings at the time of its intervention only and within the limits of Client's instructions, if any. The Company's sole responsibility is to its Client and this document does not exonerate parties to a transaction from exercising all their rights and obligations under the transaction documents. This document cannot be reproduced except in full, without prior written approval of the Company. Any unauthorized alteration, forgery or falsification of the content or appearance of this document is unlawful and offenders may be prosecuted to the fullest extent of the law.

FDD Band 2								
BW(Mhz)	Modulation	RB Size	RB Offset	Frequency (MHz)	Channel	Conducted power (dBm)	Target Power + Max. Tolerance (dBm)	MPR Allowed per 3GPP(dB)
1.4	QPSK	1 RB	0	1850.7	18607	22.47	23.3	0
				1880	18900	22.49	23.3	0
				1909.3	19193	22.30	23.3	0
			2	1850.7	18607	22.31	23.3	0
				1880	18900	22.14	23.3	0
				1909.3	19193	22.35	23.3	0
			5	1850.7	18607	22.24	23.3	0
				1880	18900	22.03	23.3	0
				1909.3	19193	22.32	23.3	0
		3 RB	0	1850.7	18607	22.27	23.3	0
				1880	18900	21.87	23.3	0
				1909.3	19193	21.95	23.3	0
			2	1850.7	18607	22.15	23.3	0
				1880	18900	21.92	23.3	0
				1909.3	19193	22.14	23.3	0
			3	1850.7	18607	21.89	23.3	0
				1880	18900	21.82	23.3	0
				1909.3	19193	22.24	23.3	0
		6RB		1850.7	18607	21.15	22.3	0-1
				1880	18900	21.16	22.3	0-1
				1909.3	19193	21.20	22.3	0-1
	16-QAM	1 RB	0	1850.7	18607	21.21	22.3	0-1
				1880	18900	21.08	22.3	0-1
				1909.3	19193	21.30	22.3	0-1
			2	1850.7	18607	21.29	22.3	0-1
				1880	18900	21.37	22.3	0-1
				1909.3	19193	21.45	22.3	0-1
			5	1850.7	18607	21.16	22.3	0-1
				1880	18900	20.92	22.3	0-1
				1909.3	19193	21.16	22.3	0-1
		3 RB	0	1850.7	18607	21.15	22.3	0-1
				1880	18900	20.98	22.3	0-1
				1909.3	19193	20.91	22.3	0-1
			2	1850.7	18607	20.96	22.3	0-1
				1880	18900	20.97	22.3	0-1
				1909.3	19193	20.89	22.3	0-1
			3	1850.7	18607	21.14	22.3	0-1
				1880	18900	21.04	22.3	0-1
				1909.3	19193	21.02	22.3	0-1
		6RB		1850.7	18607	20.12	21.3	0-2
				1880	18900	20.12	21.3	0-2
				1909.3	19193	20.29	21.3	0-2

Unless otherwise stated the results shown in this test report refer only to the sample(s) tested and such sample(s) are retained for 90 days only.
除非另有說明，此報告結果僅對測試之樣品負責，同時此樣品僅保留90天。本報告未經本公司書面許可，不可部份複製。
This document is issued by the Company subject to its General Conditions of Service printed overleaf, available on request or accessible at www.sgs.com/terms_and_conditions.htm and for electronic format documents, subject to Terms and Conditions for Electronic Documents at www.sgs.com/terms_e-document.htm. Attention is drawn to the limitation of liability, indemnification and jurisdiction issues defined therein. Any holder of this document is advised that information contained hereon reflects the Company's findings at the time of its intervention only and within the limits of Client's instructions, if any. The Company's sole responsibility is to its Client and this document does not exonerate parties to a transaction from exercising all their rights and obligations under the transaction documents. This document cannot be reproduced except in full, without prior written approval of the Company. Any unauthorized alteration, forgery or falsification of the content or appearance of this document is unlawful and offenders may be prosecuted to the fullest extent of the law.

FDD Band 2								
BW(Mhz)	Modulation	RB Size	RB Offset	Frequency (MHz)	Channel	Conducted power (dBm)	Target Power + Max. Tolerance (dBm)	MPR Allowed per 3GPP(dB)
1.4	64-QAM	1 RB	0	1850.7	18607	20.43	21.3	0-2
				1880	18900	20.11	21.3	0-2
				1909.3	19193	20.36	21.3	0-2
			2	1850.7	18607	20.44	21.3	0-2
				1880	18900	20.49	21.3	0-2
				1909.3	19193	20.48	21.3	0-2
			5	1850.7	18607	20.38	21.3	0-2
				1880	18900	20.34	21.3	0-2
				1909.3	19193	20.31	21.3	0-2
		3 RB	0	1850.7	18607	20.20	21.3	0-2
				1880	18900	20.26	21.3	0-2
				1909.3	19193	19.96	21.3	0-2
			2	1850.7	18607	20.17	21.3	0-2
				1880	18900	20.14	21.3	0-2
				1909.3	19193	20.08	21.3	0-2
			3	1850.7	18607	20.36	21.3	0-2
				1880	18900	20.31	21.3	0-2
				1909.3	19193	20.26	21.3	0-2
		6RB		1850.7	18607	19.63	20.3	0-3
				1880	18900	19.55	20.3	0-3
				1909.3	19193	19.61	20.3	0-3

Unless otherwise stated the results shown in this test report refer only to the sample(s) tested and such sample(s) are retained for 90 days only.
除非另有說明，此報告結果僅對測試之樣品負責，同時此樣品僅保留90天。本報告未經本公司書面許可，不可部份複製。
This document is issued by the Company subject to its General Conditions of Service printed overleaf, available on request or accessible at www.sgs.com/terms_and_conditions.htm and for electronic format documents, subject to Terms and Conditions for Electronic Documents at www.sgs.com/terms_e-document.htm. Attention is drawn to the limitation of liability, indemnification and jurisdiction issues defined therein. Any holder of this document is advised that information contained hereon reflects the Company's findings at the time of its intervention only and within the limits of Client's instructions, if any. The Company's sole responsibility is to its Client and this document does not exonerate parties to a transaction from exercising all their rights and obligations under the transaction documents. This document cannot be reproduced except in full, without prior written approval of the Company. Any unauthorized alteration, forgery or falsification of the content or appearance of this document is unlawful and offenders may be prosecuted to the fullest extent of the law.

FDD Band 4								
BW(Mhz)	Modulation	RB Size	RB Offset	Frequency (MHz)	Channel	Conducted power (dBm)	Target Power + Max. Tolerance (dBm)	MPR Allowed per 3GPP(dB)
20	QPSK	1 RB	0	1720	20050	21.85	23.3	0
				1732.5	20175	21.97	23.3	0
				1745	20300	21.91	23.3	0
			50	1720	20050	22.33	23.3	0
				1732.5	20175	22.48	23.3	0
				1745	20300	22.44	23.3	0
			99	1720	20050	21.53	23.3	0
				1732.5	20175	21.71	23.3	0
				1745	20300	21.75	23.3	0
		50 RB	0	1720	20050	21.36	22.3	0-1
				1732.5	20175	21.40	22.3	0-1
				1745	20300	21.41	22.3	0-1
			25	1720	20050	21.54	22.3	0-1
				1732.5	20175	21.50	22.3	0-1
				1745	20300	21.55	22.3	0-1
			50	1720	20050	21.21	22.3	0-1
				1732.5	20175	21.20	22.3	0-1
				1745	20300	21.29	22.3	0-1
		100RB		1720	20050	21.24	22.3	0-1
				1732.5	20175	21.28	22.3	0-1
				1745	20300	21.40	22.3	0-1
	16-QAM	1 RB	0	1720	20050	21.10	22.3	0-1
				1732.5	20175	20.98	22.3	0-1
				1745	20300	21.25	22.3	0-1
			50	1720	20050	21.57	22.3	0-1
				1732.5	20175	21.67	22.3	0-1
				1745	20300	21.87	22.3	0-1
			99	1720	20050	20.72	22.3	0-1
				1732.5	20175	21.23	22.3	0-1
				1745	20300	20.99	22.3	0-1
		50 RB	0	1720	20050	20.35	21.3	0-2
				1732.5	20175	20.29	21.3	0-2
				1745	20300	20.33	21.3	0-2
			25	1720	20050	20.53	21.3	0-2
				1732.5	20175	20.52	21.3	0-2
				1745	20300	20.61	21.3	0-2
			50	1720	20050	20.16	21.3	0-2
				1732.5	20175	20.25	21.3	0-2
				1745	20300	20.35	21.3	0-2
		100RB		1720	20050	20.23	21.3	0-2
				1732.5	20175	20.32	21.3	0-2
				1745	20300	20.37	21.3	0-2

Unless otherwise stated the results shown in this test report refer only to the sample(s) tested and such sample(s) are retained for 90 days only.
除非另有說明，此報告結果僅對測試之樣品負責，同時此樣品僅保留90天。本報告未經本公司書面許可，不可部份複製。
This document is issued by the Company subject to its General Conditions of Service printed overleaf, available on request or accessible at www.sgs.com/terms_and_conditions.htm and for electronic format documents, subject to Terms and Conditions for Electronic Documents at www.sgs.com/terms_e-document.htm. Attention is drawn to the limitation of liability, indemnification and jurisdiction issues defined therein. Any holder of this document is advised that information contained hereon reflects the Company's findings at the time of its intervention only and within the limits of Client's instructions, if any. The Company's sole responsibility is to its Client and this document does not exonerate parties to a transaction from exercising all their rights and obligations under the transaction documents. This document cannot be reproduced except in full, without prior written approval of the Company. Any unauthorized alteration, forgery or falsification of the content or appearance of this document is unlawful and offenders may be prosecuted to the fullest extent of the law.

FDD Band 4								
BW(Mhz)	Modulation	RB Size	RB Offset	Frequency (MHz)	Channel	Conducted power (dBm)	Target Power + Max. Tolerance (dBm)	MPR Allowed per 3GPP(dB)
20	64-QAM	1 RB	0	1720	20050	20.59	21.3	0-2
				1732.5	20175	20.45	21.3	0-2
				1745	20300	20.66	21.3	0-2
			50	1720	20050	21.06	21.3	0-2
				1732.5	20175	21.13	21.3	0-2
				1745	20300	21.27	21.3	0-2
			99	1720	20050	20.13	21.3	0-2
				1732.5	20175	20.67	21.3	0-2
				1745	20300	20.45	21.3	0-2
		50 RB	0	1720	20050	19.77	20.3	0-3
				1732.5	20175	19.74	20.3	0-3
				1745	20300	19.82	20.3	0-3
			25	1720	20050	19.95	20.3	0-3
				1732.5	20175	19.94	20.3	0-3
				1745	20300	20.04	20.3	0-3
			50	1720	20050	19.65	20.3	0-3
				1732.5	20175	19.70	20.3	0-3
				1745	20300	19.81	20.3	0-3
		100RB		1720	20050	19.73	20.3	0-3
				1732.5	20175	19.76	20.3	0-3
				1745	20300	19.83	20.3	0-3

Unless otherwise stated the results shown in this test report refer only to the sample(s) tested and such sample(s) are retained for 90 days only.
除非另有說明，此報告結果僅對測試之樣品負責，同時此樣品僅保留90天。本報告未經本公司書面許可，不可部份複製。
This document is issued by the Company subject to its General Conditions of Service printed overleaf, available on request or accessible at www.sgs.com/terms_and_conditions.htm and for electronic format documents, subject to Terms and Conditions for Electronic Documents at www.sgs.com/terms_e-document.htm. Attention is drawn to the limitation of liability, indemnification and jurisdiction issues defined therein. Any holder of this document is advised that information contained hereon reflects the Company's findings at the time of its intervention only and within the limits of Client's instructions, if any. The Company's sole responsibility is to its Client and this document does not exonerate parties to a transaction from exercising all their rights and obligations under the transaction documents. This document cannot be reproduced except in full, without prior written approval of the Company. Any unauthorized alteration, forgery or falsification of the content or appearance of this document is unlawful and offenders may be prosecuted to the fullest extent of the law.

FDD Band 4								
BW(Mhz)	Modulation	RB Size	RB Offset	Frequency (MHz)	Channel	Conducted power (dBm)	Target Power + Max. Tolerance (dBm)	MPR Allowed per 3GPP(dB)
15	QPSK	1 RB	0	1717.5	20025	21.74	23.3	0
				1732.5	20175	21.80	23.3	0
				1747.5	20325	21.79	23.3	0
			36	1717.5	20025	22.21	23.3	0
				1732.5	20175	22.36	23.3	0
				1747.5	20325	22.25	23.3	0
			74	1717.5	20025	21.39	23.3	0
				1732.5	20175	21.59	23.3	0
				1747.5	20325	21.62	23.3	0
		36 RB	0	1717.5	20025	21.22	22.3	0-1
				1732.5	20175	21.29	22.3	0-1
				1747.5	20325	21.23	22.3	0-1
			18	1717.5	20025	21.35	22.3	0-1
				1732.5	20175	21.33	22.3	0-1
				1747.5	20325	21.35	22.3	0-1
			37	1717.5	20025	21.06	22.3	0-1
				1732.5	20175	21.04	22.3	0-1
				1747.5	20325	21.14	22.3	0-1
		75RB		1717.5	20025	21.11	22.3	0-1
				1732.5	20175	21.13	22.3	0-1
				1747.5	20325	21.24	22.3	0-1
	16-QAM	1 RB	0	1717.5	20025	20.94	22.3	0-1
				1732.5	20175	20.87	22.3	0-1
				1747.5	20325	21.15	22.3	0-1
			36	1717.5	20025	21.41	22.3	0-1
				1732.5	20175	21.49	22.3	0-1
				1747.5	20325	21.77	22.3	0-1
			74	1717.5	20025	20.60	22.3	0-1
				1732.5	20175	21.10	22.3	0-1
				1747.5	20325	20.86	22.3	0-1
		36 RB	0	1717.5	20025	20.16	21.3	0-2
				1732.5	20175	20.18	21.3	0-2
				1747.5	20325	20.22	21.3	0-2
			18	1717.5	20025	20.34	21.3	0-2
				1732.5	20175	20.35	21.3	0-2
				1747.5	20325	20.46	21.3	0-2
			37	1717.5	20025	20.01	21.3	0-2
				1732.5	20175	20.13	21.3	0-2
				1747.5	20325	20.24	21.3	0-2
		75RB		1717.5	20025	20.10	21.3	0-2
				1732.5	20175	20.14	21.3	0-2
				1747.5	20325	20.23	21.3	0-2

Unless otherwise stated the results shown in this test report refer only to the sample(s) tested and such sample(s) are retained for 90 days only.
除非另有說明，此報告結果僅對測試之樣品負責，同時此樣品僅保留90天。本報告未經本公司書面許可，不可部份複製。
This document is issued by the Company subject to its General Conditions of Service printed overleaf, available on request or accessible at www.sgs.com/terms_and_conditions.htm and for electronic format documents, subject to Terms and Conditions for Electronic Documents at www.sgs.com/terms_e-document.htm. Attention is drawn to the limitation of liability, indemnification and jurisdiction issues defined therein. Any holder of this document is advised that information contained hereon reflects the Company's findings at the time of its intervention only and within the limits of Client's instructions, if any. The Company's sole responsibility is to its Client and this document does not exonerate parties to a transaction from exercising all their rights and obligations under the transaction documents. This document cannot be reproduced except in full, without prior written approval of the Company. Any unauthorized alteration, forgery or falsification of the content or appearance of this document is unlawful and offenders may be prosecuted to the fullest extent of the law.

FDD Band 4								
BW(Mhz)	Modulation	RB Size	RB Offset	Frequency (MHz)	Channel	Conducted power (dBm)	Target Power + Max. Tolerance (dBm)	MPR Allowed per 3GPP(dB)
15	64-QAM	1 RB	0	1717.5	22.51	20.44	21.3	0-2
				1732.5	22.58	20.32	21.3	0-2
				1747.5	22.77	20.49	21.3	0-2
			36	1717.5	22.12	20.94	21.3	0-2
				1732.5	22.7	20.97	21.3	0-2
				1747.5	22.44	21.10	21.3	0-2
			74	1717.5	22.42	19.98	21.3	0-2
				1732.5	22.7	20.56	21.3	0-2
				1747.5	22.73	20.28	21.3	0-2
		36 RB	0	1717.5	21.22	19.58	20.3	0-3
				1732.5	21.38	19.56	20.3	0-3
				1747.5	21.52	19.68	20.3	0-3
			18	1717.5	21.24	19.80	20.3	0-3
				1732.5	21.34	19.80	20.3	0-3
				1747.5	21.41	19.88	20.3	0-3
			37	1717.5	21.25	19.51	20.3	0-3
				1732.5	21.29	19.58	20.3	0-3
				1747.5	21.46	19.65	20.3	0-3
		75RB		1717.5	21.22	19.61	20.3	0-3
				1732.5	21.35	19.59	20.3	0-3
				1747.5	21.43	19.71	20.3	0-3

Unless otherwise stated the results shown in this test report refer only to the sample(s) tested and such sample(s) are retained for 90 days only.
除非另有說明，此報告結果僅對測試之樣品負責，同時此樣品僅保留90天。本報告未經本公司書面許可，不可部份複製。
This document is issued by the Company subject to its General Conditions of Service printed overleaf, available on request or accessible at www.sgs.com/terms_and_conditions.htm and for electronic format documents, subject to Terms and Conditions for Electronic Documents at www.sgs.com/terms_e-document.htm. Attention is drawn to the limitation of liability, indemnification and jurisdiction issues defined therein. Any holder of this document is advised that information contained hereon reflects the Company's findings at the time of its intervention only and within the limits of Client's instructions, if any. The Company's sole responsibility is to its Client and this document does not exonerate parties to a transaction from exercising all their rights and obligations under the transaction documents. This document cannot be reproduced except in full, without prior written approval of the Company. Any unauthorized alteration, forgery or falsification of the content or appearance of this document is unlawful and offenders may be prosecuted to the fullest extent of the law.

FDD Band 4								
BW(Mhz)	Modulation	RB Size	RB Offset	Frequency (MHz)	Channel	Conducted power (dBm)	Target Power + Max. Tolerance (dBm)	MPR Allowed per 3GPP(dB)
10	QPSK	1 RB	0	1715	20000	21.69	23.3	0
				1732.5	20175	21.84	23.3	0
				1750	20350	21.72	23.3	0
			25	1715	20000	22.20	23.3	0
				1732.5	20175	22.31	23.3	0
				1750	20350	22.26	23.3	0
			49	1715	20000	21.40	23.3	0
				1732.5	20175	21.61	23.3	0
				1750	20350	21.58	23.3	0
		25 RB	0	1715	20000	21.22	22.3	0-1
				1732.5	20175	21.25	22.3	0-1
				1750	20350	21.30	22.3	0-1
			12	1715	20000	21.37	22.3	0-1
				1732.5	20175	21.38	22.3	0-1
				1750	20350	21.41	22.3	0-1
			25	1715	20000	21.08	22.3	0-1
				1732.5	20175	21.01	22.3	0-1
				1750	20350	21.11	22.3	0-1
		50RB		1715	20000	21.10	22.3	0-1
				1732.5	20175	21.15	22.3	0-1
				1750	20350	21.28	22.3	0-1
	16-QAM	1 RB	0	1715	20000	20.96	22.3	0-1
				1732.5	20175	20.84	22.3	0-1
				1750	20350	21.10	22.3	0-1
			25	1715	20000	21.42	22.3	0-1
				1732.5	20175	21.55	22.3	0-1
				1750	20350	21.68	22.3	0-1
			49	1715	20000	20.53	22.3	0-1
				1732.5	20175	21.04	22.3	0-1
				1750	20350	20.83	22.3	0-1
		25 RB	0	1715	20000	20.22	21.3	0-2
				1732.5	20175	20.10	21.3	0-2
				1750	20350	20.15	21.3	0-2
			12	1715	20000	20.33	21.3	0-2
				1732.5	20175	20.40	21.3	0-2
				1750	20350	20.46	21.3	0-2
			25	1715	20000	20.05	21.3	0-2
				1732.5	20175	20.14	21.3	0-2
				1750	20350	20.23	21.3	0-2
		50RB		1715	20000	20.04	21.3	0-2
				1732.5	20175	20.14	21.3	0-2
				1750	20350	20.19	21.3	0-2

Unless otherwise stated the results shown in this test report refer only to the sample(s) tested and such sample(s) are retained for 90 days only.
除非另有說明，此報告結果僅對測試之樣品負責，同時此樣品僅保留90天。本報告未經本公司書面許可，不可部份複製。
This document is issued by the Company subject to its General Conditions of Service printed overleaf, available on request or accessible at www.sgs.com/terms_and_conditions.htm and for electronic format documents, subject to Terms and Conditions for Electronic Documents at www.sgs.com/terms_e-document.htm. Attention is drawn to the limitation of liability, indemnification and jurisdiction issues defined therein. Any holder of this document is advised that information contained hereon reflects the Company's findings at the time of its intervention only and within the limits of Client's instructions, if any. The Company's sole responsibility is to its Client and this document does not exonerate parties to a transaction from exercising all their rights and obligations under the transaction documents. This document cannot be reproduced except in full, without prior written approval of the Company. Any unauthorized alteration, forgery or falsification of the content or appearance of this document is unlawful and offenders may be prosecuted to the fullest extent of the law.

FDD Band 4								
BW(Mhz)	Modulation	RB Size	RB Offset	Frequency (MHz)	Channel	Conducted power (dBm)	Target Power + Max. Tolerance (dBm)	MPR Allowed per 3GPP(dB)
10	64-QAM	1 RB	0	1715	20000	20.43	21.3	0-2
				1732.5	20175	20.30	21.3	0-2
				1750	20350	20.52	21.3	0-2
			25	1715	20000	20.89	21.3	0-2
				1732.5	20175	21.02	21.3	0-2
				1750	20350	21.13	21.3	0-2
			49	1715	20000	19.97	21.3	0-2
				1732.5	20175	20.47	21.3	0-2
				1750	20350	20.26	21.3	0-2
		25 RB	0	1715	20000	19.67	20.3	0-3
				1732.5	20175	19.61	20.3	0-3
				1750	20350	19.63	20.3	0-3
			12	1715	20000	19.80	20.3	0-3
				1732.5	20175	19.74	20.3	0-3
				1750	20350	19.94	20.3	0-3
			25	1715	20000	19.49	20.3	0-3
				1732.5	20175	19.52	20.3	0-3
				1750	20350	19.69	20.3	0-3
		50RB		1715	20000	19.57	20.3	0-3
				1732.5	20175	19.58	20.3	0-3
				1750	20350	19.69	20.3	0-3

Unless otherwise stated the results shown in this test report refer only to the sample(s) tested and such sample(s) are retained for 90 days only.
除非另有說明，此報告結果僅對測試之樣品負責，同時此樣品僅保留90天。本報告未經本公司書面許可，不可部份複製。
This document is issued by the Company subject to its General Conditions of Service printed overleaf, available on request or accessible at www.sgs.com/terms_and_conditions.htm and for electronic format documents, subject to Terms and Conditions for Electronic Documents at www.sgs.com/terms_e-document.htm. Attention is drawn to the limitation of liability, indemnification and jurisdiction issues defined therein. Any holder of this document is advised that information contained hereon reflects the Company's findings at the time of its intervention only and within the limits of Client's instructions, if any. The Company's sole responsibility is to its Client and this document does not exonerate parties to a transaction from exercising all their rights and obligations under the transaction documents. This document cannot be reproduced except in full, without prior written approval of the Company. Any unauthorized alteration, forgery or falsification of the content or appearance of this document is unlawful and offenders may be prosecuted to the fullest extent of the law.

FDD Band 4								
BW(Mhz)	Modulation	RB Size	RB Offset	Frequency (MHz)	Channel	Conducted power (dBm)	Target Power + Max. Tolerance (dBm)	MPR Allowed per 3GPP(dB)
5	QPSK	1 RB	0	1712.5	19975	21.71	23.3	0
				1732.5	20175	21.78	23.3	0
				1752.5	20375	21.78	23.3	0
			12	1712.5	19975	22.22	23.3	0
				1732.5	20175	22.33	23.3	0
				1752.5	20375	22.27	23.3	0
			24	1712.5	19975	21.33	23.3	0
				1732.5	20175	21.57	23.3	0
				1752.5	20375	21.62	23.3	0
		12 RB	0	1712.5	19975	21.22	22.3	0-1
				1732.5	20175	21.23	22.3	0-1
				1752.5	20375	21.27	22.3	0-1
			6	1712.5	19975	21.43	22.3	0-1
				1732.5	20175	21.35	22.3	0-1
				1752.5	20375	21.40	22.3	0-1
			13	1712.5	19975	21.03	22.3	0-1
				1732.5	20175	21.02	22.3	0-1
				1752.5	20375	21.11	22.3	0-1
		25RB		1712.5	19975	21.13	22.3	0-1
				1732.5	20175	21.08	22.3	0-1
				1752.5	20375	21.26	22.3	0-1
	16-QAM	1 RB	0	1712.5	19975	20.91	22.3	0-1
				1732.5	20175	20.78	22.3	0-1
				1752.5	20375	21.06	22.3	0-1
			12	1712.5	19975	21.39	22.3	0-1
				1732.5	20175	21.57	22.3	0-1
				1752.5	20375	21.69	22.3	0-1
			24	1712.5	19975	20.55	22.3	0-1
				1732.5	20175	21.06	22.3	0-1
				1752.5	20375	20.83	22.3	0-1
		12 RB	0	1712.5	19975	20.23	21.3	0-2
				1732.5	20175	20.09	21.3	0-2
				1752.5	20375	20.21	21.3	0-2
			6	1712.5	19975	20.39	21.3	0-2
				1732.5	20175	20.41	21.3	0-2
				1752.5	20375	20.44	21.3	0-2
			13	1712.5	19975	20.04	21.3	0-2
				1732.5	20175	20.07	21.3	0-2
				1752.5	20375	20.23	21.3	0-2
		25RB		1712.5	19975	20.08	21.3	0-2
				1732.5	20175	20.13	21.3	0-2
				1752.5	20375	20.23	21.3	0-2

Unless otherwise stated the results shown in this test report refer only to the sample(s) tested and such sample(s) are retained for 90 days only.
除非另有說明，此報告結果僅對測試之樣品負責，同時此樣品僅保留90天。本報告未經本公司書面許可，不可部份複製。
This document is issued by the Company subject to its General Conditions of Service printed overleaf, available on request or accessible at www.sgs.com/terms_and_conditions.htm and for electronic format documents, subject to Terms and Conditions for Electronic Documents at www.sgs.com/terms_e-document.htm. Attention is drawn to the limitation of liability, indemnification and jurisdiction issues defined therein. Any holder of this document is advised that information contained hereon reflects the Company's findings at the time of its intervention only and within the limits of Client's instructions, if any. The Company's sole responsibility is to its Client and this document does not exonerate parties to a transaction from exercising all their rights and obligations under the transaction documents. This document cannot be reproduced except in full, without prior written approval of the Company. Any unauthorized alteration, forgery or falsification of the content or appearance of this document is unlawful and offenders may be prosecuted to the fullest extent of the law.

FDD Band 4								
BW(Mhz)	Modulation	RB Size	RB Offset	Frequency (MHz)	Channel	Conducted power (dBm)	Target Power + Max. Tolerance (dBm)	MPR Allowed per 3GPP(dB)
5	64-QAM	1 RB	0	1712.5	19975	20.44	21.3	0-2
				1732.5	20175	20.32	21.3	0-2
				1752.5	20375	20.52	21.3	0-2
			12	1712.5	19975	20.93	21.3	0-2
				1732.5	20175	20.98	21.3	0-2
				1752.5	20375	21.10	21.3	0-2
			24	1712.5	19975	20.02	21.3	0-2
				1732.5	20175	20.50	21.3	0-2
				1752.5	20375	20.34	21.3	0-2
		12 RB	0	1712.5	19975	19.59	20.3	0-3
				1732.5	20175	19.55	20.3	0-3
				1752.5	20375	19.65	20.3	0-3
			6	1712.5	19975	19.80	20.3	0-3
				1732.5	20175	19.77	20.3	0-3
				1752.5	20375	19.88	20.3	0-3
			13	1712.5	19975	19.53	20.3	0-3
				1732.5	20175	19.56	20.3	0-3
				1752.5	20375	19.70	20.3	0-3
		25RB		1712.5	19975	19.57	20.3	0-3
				1732.5	20175	19.59	20.3	0-3
				1752.5	20375	19.67	20.3	0-3

Unless otherwise stated the results shown in this test report refer only to the sample(s) tested and such sample(s) are retained for 90 days only.
除非另有說明，此報告結果僅對測試之樣品負責，同時此樣品僅保留90天。本報告未經本公司書面許可，不可部份複製。
This document is issued by the Company subject to its General Conditions of Service printed overleaf, available on request or accessible at www.sgs.com/terms_and_conditions.htm and for electronic format documents, subject to Terms and Conditions for Electronic Documents at www.sgs.com/terms_e-document.htm. Attention is drawn to the limitation of liability, indemnification and jurisdiction issues defined therein. Any holder of this document is advised that information contained hereon reflects the Company's findings at the time of its intervention only and within the limits of Client's instructions, if any. The Company's sole responsibility is to its Client and this document does not exonerate parties to a transaction from exercising all their rights and obligations under the transaction documents. This document cannot be reproduced except in full, without prior written approval of the Company. Any unauthorized alteration, forgery or falsification of the content or appearance of this document is unlawful and offenders may be prosecuted to the fullest extent of the law.

FDD Band 4								
BW(Mhz)	Modulation	RB Size	RB Offset	Frequency (MHz)	Channel	Conducted power (dBm)	Target Power + Max. Tolerance (dBm)	MPR Allowed per 3GPP(dB)
3	QPSK	1 RB	0	1711.5	19965	21.68	23.3	0
				1732.5	20175	21.82	23.3	0
				1753.5	20385	21.76	23.3	0
			7	1711.5	19965	22.16	23.3	0
				1732.5	20175	22.29	23.3	0
				1753.5	20385	22.26	23.3	0
			14	1711.5	19965	21.39	23.3	0
				1732.5	20175	21.58	23.3	0
				1753.5	20385	21.55	23.3	0
		8 RB	0	1711.5	19965	21.17	22.3	0-1
				1732.5	20175	21.30	22.3	0-1
				1753.5	20385	21.23	22.3	0-1
			4	1711.5	19965	21.41	22.3	0-1
				1732.5	20175	21.38	22.3	0-1
				1753.5	20385	21.41	22.3	0-1
			7	1711.5	19965	21.04	22.3	0-1
				1732.5	20175	21.07	22.3	0-1
				1753.5	20385	21.13	22.3	0-1
		15RB		1711.5	19965	21.10	22.3	0-1
				1732.5	20175	21.15	22.3	0-1
				1753.5	20385	21.26	22.3	0-1
	16-QAM	1 RB	0	1711.5	19965	20.98	22.3	0-1
				1732.5	20175	20.86	22.3	0-1
				1753.5	20385	21.15	22.3	0-1
			7	1711.5	19965	21.41	22.3	0-1
				1732.5	20175	21.55	22.3	0-1
				1753.5	20385	21.67	22.3	0-1
			14	1711.5	19965	20.58	22.3	0-1
				1732.5	20175	21.10	22.3	0-1
				1753.5	20385	20.85	22.3	0-1
		8 RB	0	1711.5	19965	20.23	21.3	0-2
				1732.5	20175	20.17	21.3	0-2
				1753.5	20385	20.19	21.3	0-2
			4	1711.5	19965	20.35	21.3	0-2
				1732.5	20175	20.41	21.3	0-2
				1753.5	20385	20.41	21.3	0-2
			7	1711.5	19965	20.02	21.3	0-2
				1732.5	20175	20.15	21.3	0-2
				1753.5	20385	20.19	21.3	0-2
		15RB		1711.5	19965	20.09	21.3	0-2
				1732.5	20175	20.18	21.3	0-2
				1753.5	20385	20.21	21.3	0-2

Unless otherwise stated the results shown in this test report refer only to the sample(s) tested and such sample(s) are retained for 90 days only.
除非另有說明，此報告結果僅對測試之樣品負責，同時此樣品僅保留90天。本報告未經本公司書面許可，不可部份複製。
This document is issued by the Company subject to its General Conditions of Service printed overleaf, available on request or accessible at www.sgs.com/terms_and_conditions.htm and for electronic format documents, subject to Terms and Conditions for Electronic Documents at www.sgs.com/terms_e-document.htm. Attention is drawn to the limitation of liability, indemnification and jurisdiction issues defined therein. Any holder of this document is advised that information contained hereon reflects the Company's findings at the time of its intervention only and within the limits of Client's instructions, if any. The Company's sole responsibility is to its Client and this document does not exonerate parties to a transaction from exercising all their rights and obligations under the transaction documents. This document cannot be reproduced except in full, without prior written approval of the Company. Any unauthorized alteration, forgery or falsification of the content or appearance of this document is unlawful and offenders may be prosecuted to the fullest extent of the law.

FDD Band 4								
BW(Mhz)	Modulation	RB Size	RB Offset	Frequency (MHz)	Channel	Conducted power (dBm)	Target Power + Max. Tolerance (dBm)	MPR Allowed per 3GPP(dB)
3	64-QAM	1 RB	0	1711.5	19965	20.39	21.3	0-2
				1732.5	20175	20.32	21.3	0-2
				1753.5	20385	20.55	21.3	0-2
			7	1711.5	19965	20.93	21.3	0-2
				1732.5	20175	20.97	21.3	0-2
				1753.5	20385	21.12	21.3	0-2
			14	1711.5	19965	19.98	21.3	0-2
				1732.5	20175	20.55	21.3	0-2
				1753.5	20385	20.26	21.3	0-2
		8 RB	0	1711.5	19965	19.66	20.3	0-3
				1732.5	20175	19.62	20.3	0-3
				1753.5	20385	19.64	20.3	0-3
			4	1711.5	19965	19.81	20.3	0-3
				1732.5	20175	19.83	20.3	0-3
				1753.5	20385	19.88	20.3	0-3
			7	1711.5	19965	19.50	20.3	0-3
				1732.5	20175	19.59	20.3	0-3
				1753.5	20385	19.66	20.3	0-3
		15RB		1711.5	19965	19.55	20.3	0-3
				1732.5	20175	19.59	20.3	0-3
				1753.5	20385	19.70	20.3	0-3

Unless otherwise stated the results shown in this test report refer only to the sample(s) tested and such sample(s) are retained for 90 days only.
除非另有說明，此報告結果僅對測試之樣品負責，同時此樣品僅保留90天。本報告未經本公司書面許可，不可部份複製。
This document is issued by the Company subject to its General Conditions of Service printed overleaf, available on request or accessible at www.sgs.com/terms_and_conditions.htm and for electronic format documents, subject to Terms and Conditions for Electronic Documents at www.sgs.com/terms_e-document.htm. Attention is drawn to the limitation of liability, indemnification and jurisdiction issues defined therein. Any holder of this document is advised that information contained hereon reflects the Company's findings at the time of its intervention only and within the limits of Client's instructions, if any. The Company's sole responsibility is to its Client and this document does not exonerate parties to a transaction from exercising all their rights and obligations under the transaction documents. This document cannot be reproduced except in full, without prior written approval of the Company. Any unauthorized alteration, forgery or falsification of the content or appearance of this document is unlawful and offenders may be prosecuted to the fullest extent of the law.

FDD Band 4								
BW(Mhz)	Modulation	RB Size	RB Offset	Frequency (MHz)	Channel	Conducted power (dBm)	Target Power + Max. Tolerance (dBm)	MPR Allowed per 3GPP(dB)
1.4	QPSK	1 RB	0	1710.7	19957	21.73	23.3	0
				1732.5	20175	21.77	23.3	0
				1754.3	20393	21.73	23.3	0
			2	1710.7	19957	22.36	23.3	0
				1732.5	20175	22.44	23.3	0
				1754.3	20393	22.14	23.3	0
			5	1710.7	19957	21.38	23.3	0
				1732.5	20175	21.35	23.3	0
				1754.3	20393	21.70	23.3	0
		3 RB	0	1710.7	19957	21.46	23.3	0
				1732.5	20175	21.48	23.3	0
				1754.3	20393	21.38	23.3	0
			2	1710.7	19957	21.57	23.3	0
				1732.5	20175	21.40	23.3	0
				1754.3	20393	21.38	23.3	0
			3	1710.7	19957	21.40	23.3	0
				1732.5	20175	21.52	23.3	0
				1754.3	20393	21.42	23.3	0
		6RB		1710.7	19957	20.97	22.3	0-1
				1732.5	20175	21.21	22.3	0-1
				1754.3	20393	21.13	22.3	0-1
	16-QAM	1 RB	0	1710.7	19957	21.18	22.3	0-1
				1732.5	20175	21.26	22.3	0-1
				1754.3	20393	21.14	22.3	0-1
			2	1710.7	19957	20.89	22.3	0-1
				1732.5	20175	21.22	22.3	0-1
				1754.3	20393	21.08	22.3	0-1
			5	1710.7	19957	21.02	22.3	0-1
				1732.5	20175	21.10	22.3	0-1
				1754.3	20393	21.21	22.3	0-1
		3 RB	0	1710.7	19957	20.49	22.3	0-1
				1732.5	20175	20.97	22.3	0-1
				1754.3	20393	20.81	22.3	0-1
			2	1710.7	19957	20.88	22.3	0-1
				1732.5	20175	20.81	22.3	0-1
				1754.3	20393	20.70	22.3	0-1
			3	1710.7	19957	20.84	22.3	0-1
				1732.5	20175	20.82	22.3	0-1
				1754.3	20393	20.83	22.3	0-1
		6RB		1710.7	19957	20.32	21.3	0-2
				1732.5	20175	20.44	21.3	0-2
				1754.3	20393	20.32	21.3	0-2

Unless otherwise stated the results shown in this test report refer only to the sample(s) tested and such sample(s) are retained for 90 days only.
除非另有說明，此報告結果僅對測試之樣品負責，同時此樣品僅保留90天。本報告未經本公司書面許可，不可部份複製。
This document is issued by the Company subject to its General Conditions of Service printed overleaf, available on request or accessible at www.sgs.com/terms_and_conditions.htm and for electronic format documents, subject to Terms and Conditions for Electronic Documents at www.sgs.com/terms_e-document.htm. Attention is drawn to the limitation of liability, indemnification and jurisdiction issues defined therein. Any holder of this document is advised that information contained hereon reflects the Company's findings at the time of its intervention only and within the limits of Client's instructions, if any. The Company's sole responsibility is to its Client and this document does not exonerate parties to a transaction from exercising all their rights and obligations under the transaction documents. This document cannot be reproduced except in full, without prior written approval of the Company. Any unauthorized alteration, forgery or falsification of the content or appearance of this document is unlawful and offenders may be prosecuted to the fullest extent of the law.

FDD Band 4								
BW(Mhz)	Modulation	RB Size	RB Offset	Frequency (MHz)	Channel	Conducted power (dBm)	Target Power + Max. Tolerance (dBm)	MPR Allowed per 3GPP(dB)
1.4	64-QAM	1 RB	0	1710.7	19957	20.25	21.3	0-2
				1732.5	20175	20.43	21.3	0-2
				1754.3	20393	20.36	21.3	0-2
			2	1710.7	19957	20.05	21.3	0-2
				1732.5	20175	20.40	21.3	0-2
				1754.3	20393	20.21	21.3	0-2
			5	1710.7	19957	20.36	21.3	0-2
				1732.5	20175	20.40	21.3	0-2
				1754.3	20393	20.14	21.3	0-2
		3 RB	0	1710.7	19957	20.05	21.3	0-2
				1732.5	20175	20.12	21.3	0-2
				1754.3	20393	20.16	21.3	0-2
			2	1710.7	19957	20.01	21.3	0-2
				1732.5	20175	20.03	21.3	0-2
				1754.3	20393	20.08	21.3	0-2
			3	1710.7	19957	20.05	21.3	0-2
				1732.5	20175	20.01	21.3	0-2
				1754.3	20393	20.02	21.3	0-2
		6RB		1710.7	19957	19.57	20.3	0-3
				1732.5	20175	19.48	20.3	0-3
				1754.3	20393	19.64	20.3	0-3

Unless otherwise stated the results shown in this test report refer only to the sample(s) tested and such sample(s) are retained for 90 days only.
除非另有說明，此報告結果僅對測試之樣品負責，同時此樣品僅保留90天。本報告未經本公司書面許可，不可部份複製。
This document is issued by the Company subject to its General Conditions of Service printed overleaf, available on request or accessible at www.sgs.com/terms_and_conditions.htm and for electronic format documents, subject to Terms and Conditions for Electronic Documents at www.sgs.com/terms_e-document.htm. Attention is drawn to the limitation of liability, indemnification and jurisdiction issues defined therein. Any holder of this document is advised that information contained hereon reflects the Company's findings at the time of its intervention only and within the limits of Client's instructions, if any. The Company's sole responsibility is to its Client and this document does not exonerate parties to a transaction from exercising all their rights and obligations under the transaction documents. This document cannot be reproduced except in full, without prior written approval of the Company. Any unauthorized alteration, forgery or falsification of the content or appearance of this document is unlawful and offenders may be prosecuted to the fullest extent of the law.

FDD Band 5								
BW(Mhz)	Modulation	RB Size	RB Offset	Frequency (MHz)	Channel	Conducted power (dBm)	Target Power + Max. Tolerance (dBm)	MPR Allowed per 3GPP(dB)
10	QPSK	1 RB	0	829	20450	23.13	24	0
				836.5	20525	23.27	24	0
				844	20600	23.15	24	0
			25	829	20450	23.11	24	0
				836.5	20525	23.23	24	0
				844	20600	23.26	24	0
			49	829	20450	23.30	24	0
				836.5	20525	23.18	24	0
				844	20600	23.11	24	0
		25 RB	0	829	20450	22.14	23	0-1
				836.5	20525	22.17	23	0-1
				844	20600	22.15	23	0-1
			12	829	20450	22.24	23	0-1
				836.5	20525	22.29	23	0-1
				844	20600	22.24	23	0-1
			25	829	20450	21.94	23	0-1
				836.5	20525	22.02	23	0-1
				844	20600	21.95	23	0-1
		50RB		829	20450	22.02	23	0-1
				836.5	20525	22.10	23	0-1
				844	20600	22.12	23	0-1
	16-QAM	1 RB	0	829	20450	22.25	23	0-1
				836.5	20525	22.76	23	0-1
				844	20600	22.66	23	0-1
			25	829	20450	22.33	23	0-1
				836.5	20525	22.65	23	0-1
				844	20600	22.33	23	0-1
			49	829	20450	22.31	23	0-1
				836.5	20525	22.53	23	0-1
				844	20600	22.48	23	0-1
		25 RB	0	829	20450	21.09	22	0-2
				836.5	20525	21.21	22	0-2
				844	20600	21.12	22	0-2
			12	829	20450	21.22	22	0-2
				836.5	20525	21.25	22	0-2
				844	20600	21.19	22	0-2
			25	829	20450	20.89	22	0-2
				836.5	20525	20.99	22	0-2
				844	20600	21.00	22	0-2
		500RB		829	20450	20.99	22	0-2
				836.5	20525	21.04	22	0-2
				844	20600	21.05	22	0-2

Unless otherwise stated the results shown in this test report refer only to the sample(s) tested and such sample(s) are retained for 90 days only.
除非另有說明，此報告結果僅對測試之樣品負責，同時此樣品僅保留90天。本報告未經本公司書面許可，不可部份複製。
This document is issued by the Company subject to its General Conditions of Service printed overleaf, available on request or accessible at www.sgs.com/terms_and_conditions.htm and for electronic format documents, subject to Terms and Conditions for Electronic Documents at www.sgs.com/terms_e-document.htm. Attention is drawn to the limitation of liability, indemnification and jurisdiction issues defined therein. Any holder of this document is advised that information contained hereon reflects the Company's findings at the time of its intervention only and within the limits of Client's instructions, if any. The Company's sole responsibility is to its Client and this document does not exonerate parties to a transaction from exercising all their rights and obligations under the transaction documents. This document cannot be reproduced except in full, without prior written approval of the Company. Any unauthorized alteration, forgery or falsification of the content or appearance of this document is unlawful and offenders may be prosecuted to the fullest extent of the law.

FDD Band 5								
BW(Mhz)	Modulation	RB Size	RB Offset	Frequency (MHz)	Channel	Conducted power (dBm)	Target Power + Max. Tolerance (dBm)	MPR Allowed per 3GPP(dB)
10	64-QAM	1 RB	0	829	20450	21.44	22	0-2
				836.5	20525	21.91	22	0-2
				844	20600	21.76	22	0-2
			25	829	20450	21.53	22	0-2
				836.5	20525	21.80	22	0-2
				844	20600	21.47	22	0-2
			49	829	20450	21.48	22	0-2
				836.5	20525	21.72	22	0-2
				844	20600	21.64	22	0-2
		25 RB	0	829	20450	20.26	21	0-3
				836.5	20525	20.36	21	0-3
				844	20600	20.26	21	0-3
			12	829	20450	20.37	21	0-3
				836.5	20525	20.43	21	0-3
				844	20600	20.34	21	0-3
			25	829	20450	20.08	21	0-3
				836.5	20525	20.11	21	0-3
				844	20600	20.12	21	0-3
		500RB		829	20450	20.15	21	0-3
				836.5	20525	20.23	21	0-3
				844	20600	20.23	21	0-3

Unless otherwise stated the results shown in this test report refer only to the sample(s) tested and such sample(s) are retained for 90 days only.
除非另有說明，此報告結果僅對測試之樣品負責，同時此樣品僅保留90天。本報告未經本公司書面許可，不可部份複製。
This document is issued by the Company subject to its General Conditions of Service printed overleaf, available on request or accessible at www.sgs.com/terms_and_conditions.htm and for electronic format documents, subject to Terms and Conditions for Electronic Documents at www.sgs.com/terms_e-document.htm. Attention is drawn to the limitation of liability, indemnification and jurisdiction issues defined therein. Any holder of this document is advised that information contained hereon reflects the Company's findings at the time of its intervention only and within the limits of Client's instructions, if any. The Company's sole responsibility is to its Client and this document does not exonerate parties to a transaction from exercising all their rights and obligations under the transaction documents. This document cannot be reproduced except in full, without prior written approval of the Company. Any unauthorized alteration, forgery or falsification of the content or appearance of this document is unlawful and offenders may be prosecuted to the fullest extent of the law.

FDD Band 5								
BW(Mhz)	Modulation	RB Size	RB Offset	Frequency (MHz)	Channel	Conducted power (dBm)	Target Power + Max. Tolerance (dBm)	MPR Allowed per 3GPP(dB)
5	QPSK	1 RB	0	826.5	20425	22.95	24	0
				836.5	20525	23.15	24	0
				846.5	20625	23.00	24	0
			12	826.5	20425	22.98	24	0
				836.5	20525	23.03	24	0
				846.5	20625	23.07	24	0
			24	826.5	20425	23.18	24	0
				836.5	20525	23.01	24	0
				846.5	20625	22.99	24	0
		12 RB	0	826.5	20425	22.01	23	0-1
				836.5	20525	22.04	23	0-1
				846.5	20625	21.96	23	0-1
			6	826.5	20425	22.07	23	0-1
				836.5	20525	22.17	23	0-1
				846.5	20625	22.08	23	0-1
			13	826.5	20425	21.78	23	0-1
				836.5	20525	21.90	23	0-1
				846.5	20625	21.76	23	0-1
		25RB		826.5	20425	21.83	23	0-1
				836.5	20525	22.00	23	0-1
				846.5	20625	21.93	23	0-1
	16-QAM	1 RB	0	826.5	20425	22.08	23	0-1
				836.5	20525	22.65	23	0-1
				846.5	20625	22.50	23	0-1
			12	826.5	20425	22.14	23	0-1
				836.5	20525	22.48	23	0-1
				846.5	20625	22.17	23	0-1
			24	826.5	20425	22.15	23	0-1
				836.5	20525	22.39	23	0-1
				846.5	20625	22.30	23	0-1
		12 RB	0	826.5	20425	20.94	22	0-2
				836.5	20525	21.05	22	0-2
				846.5	20625	21.00	22	0-2
			6	826.5	20425	21.11	22	0-2
				836.5	20525	21.14	22	0-2
				846.5	20625	21.06	22	0-2
			13	826.5	20425	20.76	22	0-2
				836.5	20525	20.86	22	0-2
				846.5	20625	20.82	22	0-2
		25RB		826.5	20425	20.80	22	0-2
				836.5	20525	20.94	22	0-2
				846.5	20625	20.91	22	0-2

Unless otherwise stated the results shown in this test report refer only to the sample(s) tested and such sample(s) are retained for 90 days only.
除非另有說明，此報告結果僅對測試之樣品負責，同時此樣品僅保留90天。本報告未經本公司書面許可，不可部份複製。
This document is issued by the Company subject to its General Conditions of Service printed overleaf, available on request or accessible at www.sgs.com/terms_and_conditions.htm and for electronic format documents, subject to Terms and Conditions for Electronic Documents at www.sgs.com/terms_e-document.htm. Attention is drawn to the limitation of liability, indemnification and jurisdiction issues defined therein. Any holder of this document is advised that information contained hereon reflects the Company's findings at the time of its intervention only and within the limits of Client's instructions, if any. The Company's sole responsibility is to its Client and this document does not exonerate parties to a transaction from exercising all their rights and obligations under the transaction documents. This document cannot be reproduced except in full, without prior written approval of the Company. Any unauthorized alteration, forgery or falsification of the content or appearance of this document is unlawful and offenders may be prosecuted to the fullest extent of the law.

FDD Band 5								
BW(Mhz)	Modulation	RB Size	RB Offset	Frequency (MHz)	Channel	Conducted power (dBm)	Target Power + Max. Tolerance (dBm)	MPR Allowed per 3GPP(dB)
5	64-QAM	1 RB	0	826.5	20425	21.26	22	0-2
				836.5	20525	21.75	22	0-2
				846.5	20625	21.65	22	0-2
			12	826.5	20425	21.37	22	0-2
				836.5	20525	21.66	22	0-2
				846.5	20625	21.32	22	0-2
			24	826.5	20425	21.29	22	0-2
				836.5	20525	21.60	22	0-2
				846.5	20625	21.48	22	0-2
		12 RB	0	826.5	20425	20.14	21	0-3
				836.5	20525	20.17	21	0-3
				846.5	20625	20.07	21	0-3
			6	826.5	20425	20.26	21	0-3
				836.5	20525	20.29	21	0-3
				846.5	20625	20.20	21	0-3
			13	826.5	20425	19.92	21	0-3
				836.5	20525	20.01	21	0-3
				846.5	20625	19.94	21	0-3
		25RB		826.5	20425	19.97	21	0-3
				836.5	20525	20.12	21	0-3
				846.5	20625	20.04	21	0-3

Unless otherwise stated the results shown in this test report refer only to the sample(s) tested and such sample(s) are retained for 90 days only.
除非另有說明，此報告結果僅對測試之樣品負責，同時此樣品僅保留90天。本報告未經本公司書面許可，不可部份複製。
This document is issued by the Company subject to its General Conditions of Service printed overleaf, available on request or accessible at www.sgs.com/terms_and_conditions.htm and for electronic format documents, subject to Terms and Conditions for Electronic Documents at www.sgs.com/terms_e-document.htm. Attention is drawn to the limitation of liability, indemnification and jurisdiction issues defined therein. Any holder of this document is advised that information contained hereon reflects the Company's findings at the time of its intervention only and within the limits of Client's instructions, if any. The Company's sole responsibility is to its Client and this document does not exonerate parties to a transaction from exercising all their rights and obligations under the transaction documents. This document cannot be reproduced except in full, without prior written approval of the Company. Any unauthorized alteration, forgery or falsification of the content or appearance of this document is unlawful and offenders may be prosecuted to the fullest extent of the law.

FDD Band 5								
BW(Mhz)	Modulation	RB Size	RB Offset	Frequency (MHz)	Channel	Conducted power (dBm)	Target Power + Max. Tolerance (dBm)	MPR Allowed per 3GPP(dB)
3	QPSK	1 RB	0	825.5	20415	23.03	24	0
				836.5	20525	23.08	24	0
				847.5	20635	23.03	24	0
			7	825.5	20415	22.91	24	0
				836.5	20525	23.11	24	0
				847.5	20635	23.15	24	0
			14	825.5	20415	23.12	24	0
				836.5	20525	23.08	24	0
				847.5	20635	22.99	24	0
		8 RB	0	825.5	20415	22.04	23	0-1
				836.5	20525	22.01	23	0-1
				847.5	20635	22.05	23	0-1
			4	825.5	20415	22.07	23	0-1
				836.5	20525	22.14	23	0-1
				847.5	20635	22.05	23	0-1
			7	825.5	20415	21.77	23	0-1
				836.5	20525	21.84	23	0-1
				847.5	20635	21.82	23	0-1
		15RB		825.5	20415	21.91	23	0-1
				836.5	20525	22.00	23	0-1
				847.5	20635	21.93	23	0-1
	16-QAM	1 RB	0	825.5	20415	22.10	23	0-1
				836.5	20525	22.58	23	0-1
				847.5	20635	22.52	23	0-1
			7	825.5	20415	22.21	23	0-1
				836.5	20525	22.46	23	0-1
				847.5	20635	22.21	23	0-1
			14	825.5	20415	22.13	23	0-1
				836.5	20525	22.38	23	0-1
				847.5	20635	22.33	23	0-1
		8 RB	0	825.5	20415	20.96	22	0-2
				836.5	20525	21.09	22	0-2
				847.5	20635	20.98	22	0-2
			4	825.5	20415	21.08	22	0-2
				836.5	20525	21.06	22	0-2
				847.5	20635	21.08	22	0-2
			7	825.5	20415	20.73	22	0-2
				836.5	20525	20.86	22	0-2
				847.5	20635	20.81	22	0-2
		15RB		825.5	20415	20.88	22	0-2
				836.5	20525	20.92	22	0-2
				847.5	20635	20.88	22	0-2

Unless otherwise stated the results shown in this test report refer only to the sample(s) tested and such sample(s) are retained for 90 days only.
除非另有說明，此報告結果僅對測試之樣品負責，同時此樣品僅保留90天。本報告未經本公司書面許可，不可部份複製。
This document is issued by the Company subject to its General Conditions of Service printed overleaf, available on request or accessible at www.sgs.com/terms_and_conditions.htm and for electronic format documents, subject to Terms and Conditions for Electronic Documents at www.sgs.com/terms_e-document.htm. Attention is drawn to the limitation of liability, indemnification and jurisdiction issues defined therein. Any holder of this document is advised that information contained hereon reflects the Company's findings at the time of its intervention only and within the limits of Client's instructions, if any. The Company's sole responsibility is to its Client and this document does not exonerate parties to a transaction from exercising all their rights and obligations under the transaction documents. This document cannot be reproduced except in full, without prior written approval of the Company. Any unauthorized alteration, forgery or falsification of the content or appearance of this document is unlawful and offenders may be prosecuted to the fullest extent of the law.

FDD Band 5								
BW(Mhz)	Modulation	RB Size	RB Offset	Frequency (MHz)	Channel	Conducted power (dBm)	Target Power + Max. Tolerance (dBm)	MPR Allowed per 3GPP(dB)
3	64-QAM	1 RB	0	825.5	20415	21.26	22	0-2
				836.5	20525	21.77	22	0-2
				847.5	20635	21.61	22	0-2
			7	825.5	20415	21.34	22	0-2
				836.5	20525	21.64	22	0-2
				847.5	20635	21.35	22	0-2
			14	825.5	20415	21.32	22	0-2
				836.5	20525	21.55	22	0-2
				847.5	20635	21.51	22	0-2
		8 RB	0	825.5	20415	20.06	21	0-3
				836.5	20525	20.19	21	0-3
				847.5	20635	20.07	21	0-3
			4	825.5	20415	20.20	21	0-3
				836.5	20525	20.31	21	0-3
				847.5	20635	20.20	21	0-3
			7	825.5	20415	19.92	21	0-3
				836.5	20525	19.97	21	0-3
				847.5	20635	19.99	21	0-3
		15RB		825.5	20415	19.99	21	0-3
				836.5	20525	20.07	21	0-3
				847.5	20635	20.05	21	0-3

Unless otherwise stated the results shown in this test report refer only to the sample(s) tested and such sample(s) are retained for 90 days only.
除非另有說明，此報告結果僅對測試之樣品負責，同時此樣品僅保留90天。本報告未經本公司書面許可，不可部份複製。
This document is issued by the Company subject to its General Conditions of Service printed overleaf, available on request or accessible at www.sgs.com/terms_and_conditions.htm and for electronic format documents, subject to Terms and Conditions for Electronic Documents at www.sgs.com/terms_e-document.htm. Attention is drawn to the limitation of liability, indemnification and jurisdiction issues defined therein. Any holder of this document is advised that information contained hereon reflects the Company's findings at the time of its intervention only and within the limits of Client's instructions, if any. The Company's sole responsibility is to its Client and this document does not exonerate parties to a transaction from exercising all their rights and obligations under the transaction documents. This document cannot be reproduced except in full, without prior written approval of the Company. Any unauthorized alteration, forgery or falsification of the content or appearance of this document is unlawful and offenders may be prosecuted to the fullest extent of the law.

FDD Band 5								
BW(Mhz)	Modulation	RB Size	RB Offset	Frequency (MHz)	Channel	Conducted power (dBm)	Target Power + Max. Tolerance (dBm)	MPR Allowed per 3GPP(dB)
1.4	QPSK	1 RB	0	824.7	20407	23.04	24	0
				836.5	20525	23.03	24	0
				848.3	20643	23.12	24	0
			2	824.7	20407	22.97	24	0
				836.5	20525	23.10	24	0
				848.3	20643	23.06	24	0
			5	824.7	20407	23.09	24	0
				836.5	20525	23.09	24	0
				848.3	20643	23.14	24	0
		3 RB	0	824.7	20407	22.73	24	0
				836.5	20525	22.78	24	0
				848.3	20643	22.81	24	0
			2	824.7	20407	22.83	24	0
				836.5	20525	22.82	24	0
				848.3	20643	22.81	24	0
			3	824.7	20407	22.84	24	0
				836.5	20525	22.85	24	0
				848.3	20643	22.90	24	0
		6RB		824.7	20407	21.93	23	0-1
				836.5	20525	21.95	23	0-1
				848.3	20643	22.07	23	0-1
	16-QAM	1 RB	0	824.7	20407	22.08	23	0-1
				836.5	20525	22.21	23	0-1
				848.3	20643	22.29	23	0-1
			2	824.7	20407	21.82	23	0-1
				836.5	20525	21.71	23	0-1
				848.3	20643	21.94	23	0-1
			5	824.7	20407	21.91	23	0-1
				836.5	20525	22.04	23	0-1
				848.3	20643	21.97	23	0-1
		3 RB	0	824.7	20407	22.08	23	0-1
				836.5	20525	22.14	23	0-1
				848.3	20643	22.21	23	0-1
			2	824.7	20407	22.04	23	0-1
				836.5	20525	22.47	23	0-1
				848.3	20643	22.34	23	0-1
			3	824.7	20407	22.13	23	0-1
				836.5	20525	22.38	23	0-1
				848.3	20643	22.06	23	0-1
		6RB		824.7	20407	20.95	22	0-2
				836.5	20525	21.21	22	0-2
				848.3	20643	20.90	22	0-2

Unless otherwise stated the results shown in this test report refer only to the sample(s) tested and such sample(s) are retained for 90 days only.
除非另有說明，此報告結果僅對測試之樣品負責，同時此樣品僅保留90天。本報告未經本公司書面許可，不可部份複製。
This document is issued by the Company subject to its General Conditions of Service printed overleaf, available on request or accessible at www.sgs.com/terms_and_conditions.htm and for electronic format documents, subject to Terms and Conditions for Electronic Documents at www.sgs.com/terms_e-document.htm. Attention is drawn to the limitation of liability, indemnification and jurisdiction issues defined therein. Any holder of this document is advised that information contained hereon reflects the Company's findings at the time of its intervention only and within the limits of Client's instructions, if any. The Company's sole responsibility is to its Client and this document does not exonerate parties to a transaction from exercising all their rights and obligations under the transaction documents. This document cannot be reproduced except in full, without prior written approval of the Company. Any unauthorized alteration, forgery or falsification of the content or appearance of this document is unlawful and offenders may be prosecuted to the fullest extent of the law.

FDD Band 5								
BW(Mhz)	Modulation	RB Size	RB Offset	Frequency (MHz)	Channel	Conducted power (dBm)	Target Power + Max. Tolerance (dBm)	MPR Allowed per 3GPP(dB)
1.4	64-QAM	1 RB	0	824.7	20407	21.18	22	0-2
				836.5	20525	21.07	22	0-2
				848.3	20643	21.17	22	0-2
			2	824.7	20407	20.83	22	0-2
				836.5	20525	21.09	22	0-2
				848.3	20643	20.98	22	0-2
			5	824.7	20407	20.95	22	0-2
				836.5	20525	20.92	22	0-2
				848.3	20643	20.99	22	0-2
		3 RB	0	824.7	20407	20.70	22	0-2
				836.5	20525	20.95	22	0-2
				848.3	20643	20.64	22	0-2
			2	824.7	20407	20.86	22	0-2
				836.5	20525	20.99	22	0-2
				848.3	20643	20.92	22	0-2
			3	824.7	20407	20.64	22	0-2
				836.5	20525	20.81	22	0-2
				848.3	20643	20.72	22	0-2
		6RB		824.7	20407	19.82	21	0-3
				836.5	20525	19.97	21	0-3
				848.3	20643	19.81	21	0-3

Unless otherwise stated the results shown in this test report refer only to the sample(s) tested and such sample(s) are retained for 90 days only.
除非另有說明，此報告結果僅對測試之樣品負責，同時此樣品僅保留90天。本報告未經本公司書面許可，不可部份複製。
This document is issued by the Company subject to its General Conditions of Service printed overleaf, available on request or accessible at www.sgs.com/terms_and_conditions.htm and for electronic format documents, subject to Terms and Conditions for Electronic Documents at www.sgs.com/terms_e-document.htm. Attention is drawn to the limitation of liability, indemnification and jurisdiction issues defined therein. Any holder of this document is advised that information contained hereon reflects the Company's findings at the time of its intervention only and within the limits of Client's instructions, if any. The Company's sole responsibility is to its Client and this document does not exonerate parties to a transaction from exercising all their rights and obligations under the transaction documents. This document cannot be reproduced except in full, without prior written approval of the Company. Any unauthorized alteration, forgery or falsification of the content or appearance of this document is unlawful and offenders may be prosecuted to the fullest extent of the law.

FDD Band 7								
BW(Mhz)	Modulation	RB Size	RB Offset	Frequency (MHz)	Channel	Conducted power (dBm)	Target Power + Max. Tolerance (dBm)	MPR Allowed per 3GPP(dB)
20	QPSK	1 RB	0	2510	20850	22.63	24	0
				2535	21100	22.69	24	0
				2560	21350	22.74	24	0
			50	2510	20850	22.81	24	0
				2535	21100	22.67	24	0
				2560	21350	22.84	24	0
			99	2510	20850	22.92	24	0
				2535	21100	22.75	24	0
				2560	21350	22.85	24	0
		50 RB	0	2510	20850	21.59	23	0-1
				2535	21100	21.68	23	0-1
				2560	21350	21.73	23	0-1
			25	2510	20850	21.78	23	0-1
				2535	21100	21.90	23	0-1
				2560	21350	21.86	23	0-1
			50	2510	20850	21.61	23	0-1
				2535	21100	21.66	23	0-1
				2560	21350	21.71	23	0-1
		100RB		2510	20850	21.57	23	0-1
				2535	21100	21.63	23	0-1
				2560	21350	21.68	23	0-1
	16-QAM	1 RB	0	2510	20850	22.02	23	0-1
				2535	21100	21.81	23	0-1
				2560	21350	22.33	23	0-1
			50	2510	20850	22.35	23	0-1
				2535	21100	22.30	23	0-1
				2560	21350	22.35	23	0-1
			99	2510	20850	22.16	23	0-1
				2535	21100	22.29	23	0-1
				2560	21350	22.24	23	0-1
		50 RB	0	2510	20850	20.63	22	0-2
				2535	21100	20.66	22	0-2
				2560	21350	20.65	22	0-2
			25	2510	20850	20.82	22	0-2
				2535	21100	20.91	22	0-2
				2560	21350	20.84	22	0-2
			50	2510	20850	20.59	22	0-2
				2535	21100	20.72	22	0-2
				2560	21350	20.69	22	0-2
		100RB		2510	20850	20.70	22	0-2
				2535	21100	20.67	22	0-2
				2560	21350	20.67	22	0-2

Unless otherwise stated the results shown in this test report refer only to the sample(s) tested and such sample(s) are retained for 90 days only.
除非另有說明，此報告結果僅對測試之樣品負責，同時此樣品僅保留90天。本報告未經本公司書面許可，不可部份複製。
This document is issued by the Company subject to its General Conditions of Service printed overleaf, available on request or accessible at www.sgs.com/terms_and_conditions.htm and for electronic format documents, subject to Terms and Conditions for Electronic Documents at www.sgs.com/terms_e-document.htm. Attention is drawn to the limitation of liability, indemnification and jurisdiction issues defined therein. Any holder of this document is advised that information contained hereon reflects the Company's findings at the time of its intervention only and within the limits of Client's instructions, if any. The Company's sole responsibility is to its Client and this document does not exonerate parties to a transaction from exercising all their rights and obligations under the transaction documents. This document cannot be reproduced except in full, without prior written approval of the Company. Any unauthorized alteration, forgery or falsification of the content or appearance of this document is unlawful and offenders may be prosecuted to the fullest extent of the law.

FDD Band 7								
BW(Mhz)	Modulation	RB Size	RB Offset	Frequency (MHz)	Channel	Conducted power (dBm)	Target Power + Max. Tolerance (dBm)	MPR Allowed per 3GPP(dB)
20	64-QAM	1 RB	0	2510	20850	21.43	22	0-2
				2535	21100	21.28	22	0-2
				2560	21350	21.83	22	0-2
			50	2510	20850	21.81	22	0-2
				2535	21100	21.79	22	0-2
				2560	21350	21.84	22	0-2
			99	2510	20850	21.58	22	0-2
				2535	21100	21.73	22	0-2
				2560	21350	21.68	22	0-2
		50 RB	0	2510	20850	20.09	21	0-3
				2535	21100	20.10	21	0-3
				2560	21350	20.11	21	0-3
			25	2510	20850	20.26	21	0-3
				2535	21100	20.32	21	0-3
				2560	21350	20.27	21	0-3
			50	2510	20850	20.05	21	0-3
				2535	21100	20.19	21	0-3
				2560	21350	20.12	21	0-3
		100RB		2510	20850	20.15	21	0-3
				2535	21100	20.08	21	0-3
				2560	21350	20.14	21	0-3

Unless otherwise stated the results shown in this test report refer only to the sample(s) tested and such sample(s) are retained for 90 days only.
除非另有說明，此報告結果僅對測試之樣品負責，同時此樣品僅保留90天。本報告未經本公司書面許可，不可部份複製。
This document is issued by the Company subject to its General Conditions of Service printed overleaf, available on request or accessible at www.sgs.com/terms_and_conditions.htm and for electronic format documents, subject to Terms and Conditions for Electronic Documents at www.sgs.com/terms_e-document.htm. Attention is drawn to the limitation of liability, indemnification and jurisdiction issues defined therein. Any holder of this document is advised that information contained hereon reflects the Company's findings at the time of its intervention only and within the limits of Client's instructions, if any. The Company's sole responsibility is to its Client and this document does not exonerate parties to a transaction from exercising all their rights and obligations under the transaction documents. This document cannot be reproduced except in full, without prior written approval of the Company. Any unauthorized alteration, forgery or falsification of the content or appearance of this document is unlawful and offenders may be prosecuted to the fullest extent of the law.

FDD Band 7								
BW(Mhz)	Modulation	RB Size	RB Offset	Frequency (MHz)	Channel	Conducted power (dBm)	Target Power + Max. Tolerance (dBm)	MPR Allowed per 3GPP(dB)
15	QPSK	1 RB	0	2507.5	20825	22.46	24	0
				2535	21100	22.51	24	0
				2562.5	21375	22.62	24	0
			36	2507.5	20825	22.66	24	0
				2535	21100	22.56	24	0
				2562.5	21375	22.71	24	0
			74	2507.5	20825	22.76	24	0
				2535	21100	22.58	24	0
				2562.5	21375	22.69	24	0
		36 RB	0	2507.5	20825	21.41	23	0-1
				2535	21100	21.56	23	0-1
				2562.5	21375	21.53	23	0-1
			18	2507.5	20825	21.64	23	0-1
				2535	21100	21.80	23	0-1
				2562.5	21375	21.67	23	0-1
			37	2507.5	20825	21.49	23	0-1
				2535	21100	21.52	23	0-1
				2562.5	21375	21.52	23	0-1
		75RB		2507.5	20825	21.46	23	0-1
				2535	21100	21.53	23	0-1
				2562.5	21375	21.50	23	0-1
	16-QAM	1 RB	0	2507.5	20825	21.85	23	0-1
				2535	21100	21.65	23	0-1
				2562.5	21375	22.21	23	0-1
			36	2507.5	20825	22.23	23	0-1
				2535	21100	22.18	23	0-1
				2562.5	21375	22.18	23	0-1
			74	2507.5	20825	22.01	23	0-1
				2535	21100	22.09	23	0-1
				2562.5	21375	22.12	23	0-1
		36 RB	0	2507.5	20825	20.45	22	0-2
				2535	21100	20.46	22	0-2
				2562.5	21375	20.55	22	0-2
			18	2507.5	20825	20.69	22	0-2
				2535	21100	20.72	22	0-2
				2562.5	21375	20.69	22	0-2
			37	2507.5	20825	20.42	22	0-2
				2535	21100	20.53	22	0-2
				2562.5	21375	20.51	22	0-2
		75RB		2507.5	20825	20.57	22	0-2
				2535	21100	20.54	22	0-2
				2562.5	21375	20.53	22	0-2

Unless otherwise stated the results shown in this test report refer only to the sample(s) tested and such sample(s) are retained for 90 days only.
除非另有說明，此報告結果僅對測試之樣品負責，同時此樣品僅保留90天。本報告未經本公司書面許可，不可部份複製。
This document is issued by the Company subject to its General Conditions of Service printed overleaf, available on request or accessible at www.sgs.com/terms_and_conditions.htm and for electronic format documents, subject to Terms and Conditions for Electronic Documents at www.sgs.com/terms_e-document.htm. Attention is drawn to the limitation of liability, indemnification and jurisdiction issues defined therein. Any holder of this document is advised that information contained hereon reflects the Company's findings at the time of its intervention only and within the limits of Client's instructions, if any. The Company's sole responsibility is to its Client and this document does not exonerate parties to a transaction from exercising all their rights and obligations under the transaction documents. This document cannot be reproduced except in full, without prior written approval of the Company. Any unauthorized alteration, forgery or falsification of the content or appearance of this document is unlawful and offenders may be prosecuted to the fullest extent of the law.

FDD Band 7								
BW(Mhz)	Modulation	RB Size	RB Offset	Frequency (MHz)	Channel	Conducted power (dBm)	Target Power + Max. Tolerance (dBm)	MPR Allowed per 3GPP(dB)
15	64-QAM	1 RB	0	2507.5	20825	21.25	22	0-2
				2535	21100	21.15	22	0-2
				2562.5	21375	21.67	22	0-2
			36	2507.5	20825	21.70	22	0-2
				2535	21100	21.66	22	0-2
				2562.5	21375	21.68	22	0-2
			74	2507.5	20825	21.45	22	0-2
				2535	21100	21.61	22	0-2
				2562.5	21375	21.52	22	0-2
		36 RB	0	2507.5	20825	19.92	21	0-3
				2535	21100	19.99	21	0-3
				2562.5	21375	19.95	21	0-3
			18	2507.5	20825	20.12	21	0-3
				2535	21100	20.19	21	0-3
				2562.5	21375	20.10	21	0-3
			37	2507.5	20825	19.88	21	0-3
				2535	21100	20.04	21	0-3
				2562.5	21375	19.95	21	0-3
		75RB		2507.5	20825	19.96	21	0-3
				2535	21100	19.89	21	0-3
				2562.5	21375	19.94	21	0-3

Unless otherwise stated the results shown in this test report refer only to the sample(s) tested and such sample(s) are retained for 90 days only.
除非另有說明，此報告結果僅對測試之樣品負責，同時此樣品僅保留90天。本報告未經本公司書面許可，不可部份複製。
This document is issued by the Company subject to its General Conditions of Service printed overleaf, available on request or accessible at www.sgs.com/terms_and_conditions.htm and for electronic format documents, subject to Terms and Conditions for Electronic Documents at www.sgs.com/terms_e-document.htm. Attention is drawn to the limitation of liability, indemnification and jurisdiction issues defined therein. Any holder of this document is advised that information contained hereon reflects the Company's findings at the time of its intervention only and within the limits of Client's instructions, if any. The Company's sole responsibility is to its Client and this document does not exonerate parties to a transaction from exercising all their rights and obligations under the transaction documents. This document cannot be reproduced except in full, without prior written approval of the Company. Any unauthorized alteration, forgery or falsification of the content or appearance of this document is unlawful and offenders may be prosecuted to the fullest extent of the law.

FDD Band 7								
BW(Mhz)	Modulation	RB Size	RB Offset	Frequency (MHz)	Channel	Conducted power (dBm)	Target Power + Max. Tolerance (dBm)	MPR Allowed per 3GPP(dB)
10	QPSK	1 RB	0	2505	20800	22.51	24	0
				2535	21100	22.52	24	0
				2565	21400	22.57	24	0
			25	2505	20800	22.68	24	0
				2535	21100	22.56	24	0
				2565	21400	22.71	24	0
			49	2505	20800	22.82	24	0
				2535	21100	22.58	24	0
				2565	21400	22.67	24	0
		25 RB	0	2505	20800	21.48	23	0-1
				2535	21100	21.54	23	0-1
				2565	21400	21.56	23	0-1
			12	2505	20800	21.66	23	0-1
				2535	21100	21.78	23	0-1
				2565	21400	21.67	23	0-1
			25	2505	20800	21.47	23	0-1
				2535	21100	21.51	23	0-1
				2565	21400	21.52	23	0-1
		50RB		2505	20800	21.42	23	0-1
				2535	21100	21.52	23	0-1
				2565	21400	21.58	23	0-1
	16-QAM	1 RB	0	2505	20800	21.82	23	0-1
				2535	21100	21.70	23	0-1
				2565	21400	22.17	23	0-1
			25	2505	20800	22.23	23	0-1
				2535	21100	22.10	23	0-1
				2565	21400	22.21	23	0-1
			49	2505	20800	22.00	23	0-1
				2535	21100	22.18	23	0-1
				2565	21400	22.13	23	0-1
		25 RB	0	2505	20800	20.47	22	0-2
				2535	21100	20.52	22	0-2
				2565	21400	20.51	22	0-2
			12	2505	20800	20.69	22	0-2
				2535	21100	20.75	22	0-2
				2565	21400	20.71	22	0-2
			25	2505	20800	20.41	22	0-2
				2535	21100	20.57	22	0-2
				2565	21400	20.57	22	0-2
		50RB		2505	20800	20.57	22	0-2
				2535	21100	20.47	22	0-2
				2565	21400	20.56	22	0-2

Unless otherwise stated the results shown in this test report refer only to the sample(s) tested and such sample(s) are retained for 90 days only.
除非另有說明，此報告結果僅對測試之樣品負責，同時此樣品僅保留90天。本報告未經本公司書面許可，不可部份複製。
This document is issued by the Company subject to its General Conditions of Service printed overleaf, available on request or accessible at www.sgs.com/terms_and_conditions.htm and for electronic format documents, subject to Terms and Conditions for Electronic Documents at www.sgs.com/terms_e-document.htm. Attention is drawn to the limitation of liability, indemnification and jurisdiction issues defined therein. Any holder of this document is advised that information contained hereon reflects the Company's findings at the time of its intervention only and within the limits of Client's instructions, if any. The Company's sole responsibility is to its Client and this document does not exonerate parties to a transaction from exercising all their rights and obligations under the transaction documents. This document cannot be reproduced except in full, without prior written approval of the Company. Any unauthorized alteration, forgery or falsification of the content or appearance of this document is unlawful and offenders may be prosecuted to the fullest extent of the law.

FDD Band 7								
BW(Mhz)	Modulation	RB Size	RB Offset	Frequency (MHz)	Channel	Conducted power (dBm)	Target Power + Max. Tolerance (dBm)	MPR Allowed per 3GPP(dB)
10	64-QAM	1 RB	0	2505	20800	21.24	22	0-2
				2535	21100	21.15	22	0-2
				2565	21400	21.69	22	0-2
			25	2505	20800	21.65	22	0-2
				2535	21100	21.66	22	0-2
				2565	21400	21.70	22	0-2
			49	2505	20800	21.38	22	0-2
				2535	21100	21.59	22	0-2
				2565	21400	21.55	22	0-2
		25 RB	0	2505	20800	19.93	21	0-3
				2535	21100	19.91	21	0-3
				2565	21400	19.98	21	0-3
			12	2505	20800	20.16	21	0-3
				2535	21100	20.13	21	0-3
				2565	21400	20.11	21	0-3
			25	2505	20800	19.87	21	0-3
				2535	21100	20.04	21	0-3
				2565	21400	19.98	21	0-3
		50RB		2505	20800	19.96	21	0-3
				2535	21100	19.90	21	0-3
				2565	21400	19.98	21	0-3

Unless otherwise stated the results shown in this test report refer only to the sample(s) tested and such sample(s) are retained for 90 days only.
除非另有說明，此報告結果僅對測試之樣品負責，同時此樣品僅保留90天。本報告未經本公司書面許可，不可部份複製。
This document is issued by the Company subject to its General Conditions of Service printed overleaf, available on request or accessible at www.sgs.com/terms_and_conditions.htm and for electronic format documents, subject to Terms and Conditions for Electronic Documents at www.sgs.com/terms_e-document.htm. Attention is drawn to the limitation of liability, indemnification and jurisdiction issues defined therein. Any holder of this document is advised that information contained hereon reflects the Company's findings at the time of its intervention only and within the limits of Client's instructions, if any. The Company's sole responsibility is to its Client and this document does not exonerate parties to a transaction from exercising all their rights and obligations under the transaction documents. This document cannot be reproduced except in full, without prior written approval of the Company. Any unauthorized alteration, forgery or falsification of the content or appearance of this document is unlawful and offenders may be prosecuted to the fullest extent of the law.

FDD Band 7								
BW(Mhz)	Modulation	RB Size	RB Offset	Frequency (MHz)	Channel	Conducted power (dBm)	Target Power + Max. Tolerance (dBm)	MPR Allowed per 3GPP(dB)
5	QPSK	1 RB	0	2502.5	20775	22.47	24	0
				2535	21100	22.54	24	0
				2567.5	21425	22.56	24	0
			12	2502.5	20775	22.69	24	0
				2535	21100	22.48	24	0
				2567.5	21425	22.69	24	0
			24	2502.5	20775	22.76	24	0
				2535	21100	22.58	24	0
				2567.5	21425	22.70	24	0
		12 RB	0	2502.5	20775	21.41	23	0-1
				2535	21100	21.57	23	0-1
				2567.5	21425	21.60	23	0-1
			6	2502.5	20775	21.61	23	0-1
				2535	21100	21.79	23	0-1
				2567.5	21425	21.75	23	0-1
			13	2502.5	20775	21.50	23	0-1
				2535	21100	21.47	23	0-1
				2567.5	21425	21.56	23	0-1
		25RB		2502.5	20775	21.45	23	0-1
				2535	21100	21.49	23	0-1
				2567.5	21425	21.49	23	0-1
	16-QAM	1 RB	0	2502.5	20775	21.85	23	0-1
				2535	21100	21.64	23	0-1
				2567.5	21425	22.21	23	0-1
			12	2502.5	20775	22.16	23	0-1
				2535	21100	22.15	23	0-1
				2567.5	21425	22.17	23	0-1
			24	2502.5	20775	21.98	23	0-1
				2535	21100	22.13	23	0-1
				2567.5	21425	22.09	23	0-1
		12 RB	0	2502.5	20775	20.48	22	0-2
				2535	21100	20.51	22	0-2
				2567.5	21425	20.46	22	0-2
			6	2502.5	20775	20.71	22	0-2
				2535	21100	20.80	22	0-2
				2567.5	21425	20.71	22	0-2
			13	2502.5	20775	20.42	22	0-2
				2535	21100	20.57	22	0-2
				2567.5	21425	20.57	22	0-2
		25RB		2502.5	20775	20.59	22	0-2
				2535	21100	20.50	22	0-2
				2567.5	21425	20.55	22	0-2

Unless otherwise stated the results shown in this test report refer only to the sample(s) tested and such sample(s) are retained for 90 days only.
除非另有說明，此報告結果僅對測試之樣品負責，同時此樣品僅保留90天。本報告未經本公司書面許可，不可部份複製。
This document is issued by the Company subject to its General Conditions of Service printed overleaf, available on request or accessible at www.sgs.com/terms_and_conditions.htm and for electronic format documents, subject to Terms and Conditions for Electronic Documents at www.sgs.com/terms_e-document.htm. Attention is drawn to the limitation of liability, indemnification and jurisdiction issues defined therein. Any holder of this document is advised that information contained hereon reflects the Company's findings at the time of its intervention only and within the limits of Client's instructions, if any. The Company's sole responsibility is to its Client and this document does not exonerate parties to a transaction from exercising all their rights and obligations under the transaction documents. This document cannot be reproduced except in full, without prior written approval of the Company. Any unauthorized alteration, forgery or falsification of the content or appearance of this document is unlawful and offenders may be prosecuted to the fullest extent of the law.

FDD Band 7								
BW(Mhz)	Modulation	RB Size	RB Offset	Frequency (MHz)	Channel	Conducted power (dBm)	Target Power + Max. Tolerance (dBm)	MPR Allowed per 3GPP(dB)
5	64-QAM	1 RB	0	2502.5	20775	21.32	22	0-2
				2535	21100	21.16	22	0-2
				2567.5	21425	21.63	22	0-2
			12	2502.5	20775	21.63	22	0-2
				2535	21100	21.67	22	0-2
				2567.5	21425	21.67	22	0-2
			24	2502.5	20775	21.46	22	0-2
				2535	21100	21.54	22	0-2
				2567.5	21425	21.55	22	0-2
		12 RB	0	2502.5	20775	19.98	21	0-3
				2535	21100	19.95	21	0-3
				2567.5	21425	19.97	21	0-3
			6	2502.5	20775	20.07	21	0-3
				2535	21100	20.18	21	0-3
				2567.5	21425	20.07	21	0-3
			13	2502.5	20775	19.86	21	0-3
				2535	21100	20.04	21	0-3
				2567.5	21425	20.02	21	0-3
		25RB		2502.5	20775	19.98	21	0-3
				2535	21100	19.93	21	0-3
				2567.5	21425	19.97	21	0-3

Unless otherwise stated the results shown in this test report refer only to the sample(s) tested and such sample(s) are retained for 90 days only.
除非另有說明，此報告結果僅對測試之樣品負責，同時此樣品僅保留90天。本報告未經本公司書面許可，不可部份複製。
This document is issued by the Company subject to its General Conditions of Service printed overleaf, available on request or accessible at www.sgs.com/terms_and_conditions.htm and for electronic format documents, subject to Terms and Conditions for Electronic Documents at www.sgs.com/terms_e-document.htm. Attention is drawn to the limitation of liability, indemnification and jurisdiction issues defined therein. Any holder of this document is advised that information contained hereon reflects the Company's findings at the time of its intervention only and within the limits of Client's instructions, if any. The Company's sole responsibility is to its Client and this document does not exonerate parties to a transaction from exercising all their rights and obligations under the transaction documents. This document cannot be reproduced except in full, without prior written approval of the Company. Any unauthorized alteration, forgery or falsification of the content or appearance of this document is unlawful and offenders may be prosecuted to the fullest extent of the law.

FDD Band 12								
BW(Mhz)	Modulation	RB Size	RB Offset	Frequency (MHz)	Channel	Conducted power (dBm)	Target Power + Max. Tolerance (dBm)	MPR Allowed per 3GPP(dB)
10	QPSK	1 RB	0	704	23060	22.94	24	0
				707.5	23095	23.28	24	0
				711	23130	23.10	24	0
			25	704	23060	23.03	24	0
				707.5	23095	23.21	24	0
				711	23130	23.15	24	0
			49	704	23060	23.14	24	0
				707.5	23095	23.41	24	0
				711	23130	23.35	24	0
		25 RB	0	704	23060	22.09	23	0-1
				707.5	23095	22.05	23	0-1
				711	23130	22.18	23	0-1
			12	704	23060	22.27	23	0-1
				707.5	23095	22.35	23	0-1
				711	23130	22.34	23	0-1
			25	704	23060	22.15	23	0-1
				707.5	23095	22.10	23	0-1
				711	23130	22.01	23	0-1
		50RB		704	23060	22.06	23	0-1
				707.5	23095	22.08	23	0-1
				711	23130	22.14	23	0-1
	16-QAM	1 RB	0	704	23060	22.45	23	0-1
				707.5	23095	22.30	23	0-1
				711	23130	22.61	23	0-1
			25	704	23060	22.32	23	0-1
				707.5	23095	22.35	23	0-1
				711	23130	22.45	23	0-1
			49	704	23060	22.33	23	0-1
				707.5	23095	22.72	23	0-1
				711	23130	22.45	23	0-1
		25 RB	0	704	23060	21.07	22	0-2
				707.5	23095	21.15	22	0-2
				711	23130	21.17	22	0-2
			12	704	23060	21.18	22	0-2
				707.5	23095	21.38	22	0-2
				711	23130	21.37	22	0-2
			25	704	23060	21.04	22	0-2
				707.5	23095	21.11	22	0-2
				711	23130	21.03	22	0-2
		50RB		704	23060	21.01	22	0-2
				707.5	23095	21.13	22	0-2
				711	23130	21.13	22	0-2

Unless otherwise stated the results shown in this test report refer only to the sample(s) tested and such sample(s) are retained for 90 days only.
除非另有說明，此報告結果僅對測試之樣品負責，同時此樣品僅保留90天。本報告未經本公司書面許可，不可部份複製。
This document is issued by the Company subject to its General Conditions of Service printed overleaf, available on request or accessible at www.sgs.com/terms_and_conditions.htm and for electronic format documents, subject to Terms and Conditions for Electronic Documents at www.sgs.com/terms_e-document.htm. Attention is drawn to the limitation of liability, indemnification and jurisdiction issues defined therein. Any holder of this document is advised that information contained hereon reflects the Company's findings at the time of its intervention only and within the limits of Client's instructions, if any. The Company's sole responsibility is to its Client and this document does not exonerate parties to a transaction from exercising all their rights and obligations under the transaction documents. This document cannot be reproduced except in full, without prior written approval of the Company. Any unauthorized alteration, forgery or falsification of the content or appearance of this document is unlawful and offenders may be prosecuted to the fullest extent of the law.

FDD Band 12								
BW(Mhz)	Modulation	RB Size	RB Offset	Frequency (MHz)	Channel	Conducted power (dBm)	Target Power + Max. Tolerance (dBm)	MPR Allowed per 3GPP(dB)
10	64-QAM	1 RB	0	704	23060	21.62	22	0-2
				707.5	23095	21.42	22	0-2
				711	23130	21.77	22	0-2
			25	704	23060	21.50	22	0-2
				707.5	23095	21.52	22	0-2
				711	23130	21.62	22	0-2
			49	704	23060	21.44	22	0-2
				707.5	23095	21.83	22	0-2
				711	23130	21.64	22	0-2
		25 RB	0	704	23060	20.23	21	0-3
				707.5	23095	20.27	21	0-3
				711	23130	20.33	21	0-3
			12	704	23060	20.29	21	0-3
				707.5	23095	20.50	21	0-3
				711	23130	20.54	21	0-3
			25	704	23060	20.20	21	0-3
				707.5	23095	20.25	21	0-3
				711	23130	20.20	21	0-3
		50RB		704	23060	20.19	21	0-3
				707.5	23095	20.31	21	0-3
				711	23130	20.27	21	0-3

Unless otherwise stated the results shown in this test report refer only to the sample(s) tested and such sample(s) are retained for 90 days only.
除非另有說明，此報告結果僅對測試之樣品負責，同時此樣品僅保留90天。本報告未經本公司書面許可，不可部份複製。
This document is issued by the Company subject to its General Conditions of Service printed overleaf, available on request or accessible at www.sgs.com/terms_and_conditions.htm and for electronic format documents, subject to Terms and Conditions for Electronic Documents at www.sgs.com/terms_e-document.htm. Attention is drawn to the limitation of liability, indemnification and jurisdiction issues defined therein. Any holder of this document is advised that information contained hereon reflects the Company's findings at the time of its intervention only and within the limits of Client's instructions, if any. The Company's sole responsibility is to its Client and this document does not exonerate parties to a transaction from exercising all their rights and obligations under the transaction documents. This document cannot be reproduced except in full, without prior written approval of the Company. Any unauthorized alteration, forgery or falsification of the content or appearance of this document is unlawful and offenders may be prosecuted to the fullest extent of the law.

FDD Band 12								
BW(Mhz)	Modulation	RB Size	RB Offset	Frequency (MHz)	Channel	Conducted power (dBm)	Target Power + Max. Tolerance (dBm)	MPR Allowed per 3GPP(dB)
5	QPSK	1 RB	0	701.5	23035	22.74	24	0
				707.5	23095	23.15	24	0
				713.5	23155	22.97	24	0
			12	701.5	23035	22.89	24	0
				707.5	23095	23.02	24	0
				713.5	23155	22.98	24	0
			24	701.5	23035	22.95	24	0
				707.5	23095	23.30	24	0
				713.5	23155	23.20	24	0
		12 RB	0	701.5	23035	21.91	23	0-1
				707.5	23095	21.85	23	0-1
				713.5	23155	22.01	23	0-1
			6	701.5	23035	22.11	23	0-1
				707.5	23095	22.15	23	0-1
				713.5	23155	22.15	23	0-1
			13	701.5	23035	22.05	23	0-1
				707.5	23095	21.94	23	0-1
				713.5	23155	21.82	23	0-1
		25RB		701.5	23035	21.90	23	0-1
				707.5	23095	21.90	23	0-1
				713.5	23155	22.04	23	0-1
	16-QAM	1 RB	0	701.5	23035	22.34	23	0-1
				707.5	23095	22.17	23	0-1
				713.5	23155	22.47	23	0-1
			12	701.5	23035	22.13	23	0-1
				707.5	23095	22.18	23	0-1
				713.5	23155	22.30	23	0-1
			24	701.5	23035	22.19	23	0-1
				707.5	23095	22.56	23	0-1
				713.5	23155	22.30	23	0-1
		12 RB	0	701.5	23035	20.92	22	0-2
				707.5	23095	20.96	22	0-2
				713.5	23155	21.07	22	0-2
			6	701.5	23035	21.03	22	0-2
				707.5	23095	21.22	22	0-2
				713.5	23155	21.20	22	0-2
			13	701.5	23035	20.88	22	0-2
				707.5	23095	20.97	22	0-2
				713.5	23155	20.84	22	0-2
		25RB		701.5	23035	20.90	22	0-2
				707.5	23095	20.94	22	0-2
				713.5	23155	20.98	22	0-2

Unless otherwise stated the results shown in this test report refer only to the sample(s) tested and such sample(s) are retained for 90 days only.
除非另有說明，此報告結果僅對測試之樣品負責，同時此樣品僅保留90天。本報告未經本公司書面許可，不可部份複製。
This document is issued by the Company subject to its General Conditions of Service printed overleaf, available on request or accessible at www.sgs.com/terms_and_conditions.htm and for electronic format documents, subject to Terms and Conditions for Electronic Documents at www.sgs.com/terms_e-document.htm. Attention is drawn to the limitation of liability, indemnification and jurisdiction issues defined therein. Any holder of this document is advised that information contained hereon reflects the Company's findings at the time of its intervention only and within the limits of Client's instructions, if any. The Company's sole responsibility is to its Client and this document does not exonerate parties to a transaction from exercising all their rights and obligations under the transaction documents. This document cannot be reproduced except in full, without prior written approval of the Company. Any unauthorized alteration, forgery or falsification of the content or appearance of this document is unlawful and offenders may be prosecuted to the fullest extent of the law.

FDD Band 12								
BW(Mhz)	Modulation	RB Size	RB Offset	Frequency (MHz)	Channel	Conducted power (dBm)	Target Power + Max. Tolerance (dBm)	MPR Allowed per 3GPP(dB)
5	64-QAM	1 RB	0	701.5	23035	21.51	22	0-2
				707.5	23095	21.23	22	0-2
				713.5	23155	21.62	22	0-2
			12	701.5	23035	21.36	22	0-2
				707.5	23095	21.40	22	0-2
				713.5	23155	21.47	22	0-2
			24	701.5	23035	21.33	22	0-2
				707.5	23095	21.68	22	0-2
				713.5	23155	21.51	22	0-2
		12 RB	0	701.5	23035	20.10	21	0-3
				707.5	23095	20.11	21	0-3
				713.5	23155	20.22	21	0-3
			6	701.5	23035	20.17	21	0-3
				707.5	23095	20.39	21	0-3
				713.5	23155	20.38	21	0-3
			13	701.5	23035	20.02	21	0-3
				707.5	23095	20.08	21	0-3
				713.5	23155	20.04	21	0-3
		25RB		701.5	23035	20.06	21	0-3
				707.5	23095	20.14	21	0-3
				713.5	23155	20.12	21	0-3

Unless otherwise stated the results shown in this test report refer only to the sample(s) tested and such sample(s) are retained for 90 days only.
除非另有說明，此報告結果僅對測試之樣品負責，同時此樣品僅保留90天。本報告未經本公司書面許可，不可部份複製。
This document is issued by the Company subject to its General Conditions of Service printed overleaf, available on request or accessible at www.sgs.com/terms_and_conditions.htm and for electronic format documents, subject to Terms and Conditions for Electronic Documents at www.sgs.com/terms_e-document.htm. Attention is drawn to the limitation of liability, indemnification and jurisdiction issues defined therein. Any holder of this document is advised that information contained hereon reflects the Company's findings at the time of its intervention only and within the limits of Client's instructions, if any. The Company's sole responsibility is to its Client and this document does not exonerate parties to a transaction from exercising all their rights and obligations under the transaction documents. This document cannot be reproduced except in full, without prior written approval of the Company. Any unauthorized alteration, forgery or falsification of the content or appearance of this document is unlawful and offenders may be prosecuted to the fullest extent of the law.

FDD Band 12								
BW(Mhz)	Modulation	RB Size	RB Offset	Frequency (MHz)	Channel	Conducted power (dBm)	Target Power + Max. Tolerance (dBm)	MPR Allowed per 3GPP(dB)
3	QPSK	1 RB	0	700.5	23025	22.81	24	0
				707.5	23095	23.14	24	0
				714.5	23165	22.94	24	0
			7	700.5	23025	22.89	24	0
				707.5	23095	23.06	24	0
				714.5	23165	22.98	24	0
			14	700.5	23025	22.94	24	0
				707.5	23095	23.29	24	0
				714.5	23165	23.17	24	0
		8 RB	0	700.5	23025	21.93	23	0-1
				707.5	23095	21.87	23	0-1
				714.5	23165	22.02	23	0-1
			4	700.5	23025	22.16	23	0-1
				707.5	23095	22.17	23	0-1
				714.5	23165	22.16	23	0-1
			7	700.5	23025	21.97	23	0-1
				707.5	23095	21.99	23	0-1
				714.5	23165	21.81	23	0-1
		15RB		700.5	23025	21.92	23	0-1
				707.5	23095	21.91	23	0-1
				714.5	23165	21.99	23	0-1
	16-QAM	1 RB	0	700.5	23025	22.31	23	0-1
				707.5	23095	22.13	23	0-1
				714.5	23165	22.45	23	0-1
			7	700.5	23025	22.19	23	0-1
				707.5	23095	22.25	23	0-1
				714.5	23165	22.26	23	0-1
			14	700.5	23025	22.23	23	0-1
				707.5	23095	22.60	23	0-1
				714.5	23165	22.27	23	0-1
		8 RB	0	700.5	23025	20.89	22	0-2
				707.5	23095	21.00	22	0-2
				714.5	23165	20.98	22	0-2
			4	700.5	23025	21.05	22	0-2
				707.5	23095	21.28	22	0-2
				714.5	23165	21.20	22	0-2
			7	700.5	23025	20.94	22	0-2
				707.5	23095	20.98	22	0-2
				714.5	23165	20.92	22	0-2
		15RB		700.5	23025	20.86	22	0-2
				707.5	23095	21.00	22	0-2
				714.5	23165	20.98	22	0-2

Unless otherwise stated the results shown in this test report refer only to the sample(s) tested and such sample(s) are retained for 90 days only.
除非另有說明，此報告結果僅對測試之樣品負責，同時此樣品僅保留90天。本報告未經本公司書面許可，不可部份複製。
This document is issued by the Company subject to its General Conditions of Service printed overleaf, available on request or accessible at www.sgs.com/terms_and_conditions.htm and for electronic format documents, subject to Terms and Conditions for Electronic Documents at www.sgs.com/terms_e-document.htm. Attention is drawn to the limitation of liability, indemnification and jurisdiction issues defined therein. Any holder of this document is advised that information contained hereon reflects the Company's findings at the time of its intervention only and within the limits of Client's instructions, if any. The Company's sole responsibility is to its Client and this document does not exonerate parties to a transaction from exercising all their rights and obligations under the transaction documents. This document cannot be reproduced except in full, without prior written approval of the Company. Any unauthorized alteration, forgery or falsification of the content or appearance of this document is unlawful and offenders may be prosecuted to the fullest extent of the law.

FDD Band 12								
BW(Mhz)	Modulation	RB Size	RB Offset	Frequency (MHz)	Channel	Conducted power (dBm)	Target Power + Max. Tolerance (dBm)	MPR Allowed per 3GPP(dB)
3	64-QAM	1 RB	0	700.5	23025	21.44	22	0-2
				707.5	23095	21.30	22	0-2
				714.5	23165	21.65	22	0-2
			7	700.5	23025	21.36	22	0-2
				707.5	23095	21.36	22	0-2
				714.5	23165	21.52	22	0-2
			14	700.5	23025	21.28	22	0-2
				707.5	23095	21.64	22	0-2
				714.5	23165	21.44	22	0-2
		8 RB	0	700.5	23025	20.05	21	0-3
				707.5	23095	20.13	21	0-3
				714.5	23165	20.16	21	0-3
			4	700.5	23025	20.11	21	0-3
				707.5	23095	20.33	21	0-3
				714.5	23165	20.42	21	0-3
			7	700.5	23025	20.06	21	0-3
				707.5	23095	20.05	21	0-3
				714.5	23165	20.04	21	0-3
		15RB		700.5	23025	20.06	21	0-3
				707.5	23095	20.18	21	0-3
				714.5	23165	20.13	21	0-3

Unless otherwise stated the results shown in this test report refer only to the sample(s) tested and such sample(s) are retained for 90 days only.
除非另有說明，此報告結果僅對測試之樣品負責，同時此樣品僅保留90天。本報告未經本公司書面許可，不可部份複製。
This document is issued by the Company subject to its General Conditions of Service printed overleaf, available on request or accessible at www.sgs.com/terms_and_conditions.htm and for electronic format documents, subject to Terms and Conditions for Electronic Documents at www.sgs.com/terms_e-document.htm. Attention is drawn to the limitation of liability, indemnification and jurisdiction issues defined therein. Any holder of this document is advised that information contained hereon reflects the Company's findings at the time of its intervention only and within the limits of Client's instructions, if any. The Company's sole responsibility is to its Client and this document does not exonerate parties to a transaction from exercising all their rights and obligations under the transaction documents. This document cannot be reproduced except in full, without prior written approval of the Company. Any unauthorized alteration, forgery or falsification of the content or appearance of this document is unlawful and offenders may be prosecuted to the fullest extent of the law.

FDD Band 12								
BW(Mhz)	Modulation	RB Size	RB Offset	Frequency (MHz)	Channel	Conducted power (dBm)	Target Power + Max. Tolerance (dBm)	MPR Allowed per 3GPP(dB)
1.4	QPSK	1 RB	0	699.7	23017	22.77	24	0
				707.5	23095	22.91	24	0
				715.3	23173	22.89	24	0
			2	699.7	23017	22.85	24	0
				707.5	23095	22.89	24	0
				715.3	23173	22.88	24	0
			5	699.7	23017	22.81	24	0
				707.5	23095	22.93	24	0
				715.3	23173	22.95	24	0
		3 RB	0	699.7	23017	22.87	24	0
				707.5	23095	22.79	24	0
				715.3	23173	22.92	24	0
			2	699.7	23017	22.96	24	0
				707.5	23095	22.93	24	0
				715.3	23173	22.79	24	0
			3	699.7	23017	22.89	24	0
				707.5	23095	22.82	24	0
				715.3	23173	22.80	24	0
		6RB		699.7	23017	21.98	23	0-1
				707.5	23095	21.82	23	0-1
				715.3	23173	21.78	23	0-1
	16-QAM	1 RB	0	699.7	23017	21.83	23	0-1
				707.5	23095	21.87	23	0-1
				715.3	23173	21.93	23	0-1
			2	699.7	23017	21.91	23	0-1
				707.5	23095	21.86	23	0-1
				715.3	23173	21.82	23	0-1
			5	699.7	23017	21.82	23	0-1
				707.5	23095	21.86	23	0-1
				715.3	23173	21.81	23	0-1
		3 RB	0	699.7	23017	21.88	23	0-1
				707.5	23095	21.83	23	0-1
				715.3	23173	21.87	23	0-1
			2	699.7	23017	21.86	23	0-1
				707.5	23095	21.82	23	0-1
				715.3	23173	21.85	23	0-1
			3	699.7	23017	21.87	23	0-1
				707.5	23095	21.89	23	0-1
				715.3	23173	21.88	23	0-1
		6RB		699.7	23017	20.85	22	0-2
				707.5	23095	20.88	22	0-2
				715.3	23173	20.81	22	0-2

Unless otherwise stated the results shown in this test report refer only to the sample(s) tested and such sample(s) are retained for 90 days only.
除非另有說明，此報告結果僅對測試之樣品負責，同時此樣品僅保留90天。本報告未經本公司書面許可，不可部份複製。
This document is issued by the Company subject to its General Conditions of Service printed overleaf, available on request or accessible at www.sgs.com/terms_and_conditions.htm and for electronic format documents, subject to Terms and Conditions for Electronic Documents at www.sgs.com/terms_e-document.htm. Attention is drawn to the limitation of liability, indemnification and jurisdiction issues defined therein. Any holder of this document is advised that information contained hereon reflects the Company's findings at the time of its intervention only and within the limits of Client's instructions, if any. The Company's sole responsibility is to its Client and this document does not exonerate parties to a transaction from exercising all their rights and obligations under the transaction documents. This document cannot be reproduced except in full, without prior written approval of the Company. Any unauthorized alteration, forgery or falsification of the content or appearance of this document is unlawful and offenders may be prosecuted to the fullest extent of the law.

FDD Band 12								
BW(Mhz)	Modulation	RB Size	RB Offset	Frequency (MHz)	Channel	Conducted power (dBm)	Target Power + Max. Tolerance (dBm)	MPR Allowed per 3GPP(dB)
1.4	64-QAM	1 RB	0	699.7	23017	21.30	22	0-2
				707.5	23095	21.25	22	0-2
				715.3	23173	21.30	22	0-2
			2	699.7	23017	21.30	22	0-2
				707.5	23095	21.33	22	0-2
				715.3	23173	21.25	22	0-2
			5	699.7	23017	21.16	22	0-2
				707.5	23095	21.23	22	0-2
				715.3	23173	21.29	22	0-2
		3 RB	0	699.7	23017	21.24	22	0-2
				707.5	23095	21.13	22	0-2
				715.3	23173	21.33	22	0-2
			2	699.7	23017	21.35	22	0-2
				707.5	23095	21.28	22	0-2
				715.3	23173	21.26	22	0-2
			3	699.7	23017	21.26	22	0-2
				707.5	23095	21.28	22	0-2
				715.3	23173	21.31	22	0-2
		6RB		699.7	23017	20.37	21	0-3
				707.5	23095	20.32	21	0-3
				715.3	23173	20.28	21	0-3

Unless otherwise stated the results shown in this test report refer only to the sample(s) tested and such sample(s) are retained for 90 days only.
除非另有說明，此報告結果僅對測試之樣品負責，同時此樣品僅保留90天。本報告未經本公司書面許可，不可部份複製。
This document is issued by the Company subject to its General Conditions of Service printed overleaf, available on request or accessible at www.sgs.com/terms_and_conditions.htm and for electronic format documents, subject to Terms and Conditions for Electronic Documents at www.sgs.com/terms_e-document.htm. Attention is drawn to the limitation of liability, indemnification and jurisdiction issues defined therein. Any holder of this document is advised that information contained hereon reflects the Company's findings at the time of its intervention only and within the limits of Client's instructions, if any. The Company's sole responsibility is to its Client and this document does not exonerate parties to a transaction from exercising all their rights and obligations under the transaction documents. This document cannot be reproduced except in full, without prior written approval of the Company. Any unauthorized alteration, forgery or falsification of the content or appearance of this document is unlawful and offenders may be prosecuted to the fullest extent of the law.

FDD Band 13								
BW(Mhz)	Modulation	RB Size	RB Offset	Frequency (MHz)	Channel	Conducted power (dBm)	Target Power + Max. Tolerance (dBm)	MPR Allowed per 3GPP(dB)
10	QPSK	1 RB	0	782	23230	23.07	24	0
			25	782	23230	23.10	24	0
			49	782	23230	22.91	24	0
		25 RB	0	782	23230	21.96	23	0-1
			12	782	23230	22.10	23	0-1
			25	782	23230	21.89	23	0-1
		50RB		782	23230	21.93	23	0-1
	16-QAM	1 RB	0	782	23230	22.32	23	0-1
			25	782	23230	22.53	23	0-1
			49	782	23230	22.59	23	0-1
		25 RB	0	782	23230	21.09	22	0-2
			12	782	23230	21.18	22	0-2
			25	782	23230	20.88	22	0-2
		50RB		782	23230	20.89	22	0-2
	64-QAM	1 RB	0	782	23230	21.43	22	0-2
			25	782	23230	21.68	22	0-2
			49	782	23230	21.77	22	0-2
		25 RB	0	782	23230	20.25	21	0-3
			12	782	23230	20.33	21	0-3
			25	782	23230	20.07	21	0-3
		50RB		782	23230	20.03	21	0-3

Unless otherwise stated the results shown in this test report refer only to the sample(s) tested and such sample(s) are retained for 90 days only.
除非另有說明，此報告結果僅對測試之樣品負責，同時此樣品僅保留90天。本報告未經本公司書面許可，不可部份複製。
This document is issued by the Company subject to its General Conditions of Service printed overleaf, available on request or accessible at www.sgs.com/terms_and_conditions.htm and for electronic format documents, subject to Terms and Conditions for Electronic Documents at www.sgs.com/terms_e-document.htm. Attention is drawn to the limitation of liability, indemnification and jurisdiction issues defined therein. Any holder of this document is advised that information contained hereon reflects the Company's findings at the time of its intervention only and within the limits of Client's instructions, if any. The Company's sole responsibility is to its Client and this document does not exonerate parties to a transaction from exercising all their rights and obligations under the transaction documents. This document cannot be reproduced except in full, without prior written approval of the Company. Any unauthorized alteration, forgery or falsification of the content or appearance of this document is unlawful and offenders may be prosecuted to the fullest extent of the law.

FDD Band 13								
BW(Mhz)	Modulation	RB Size	RB Offset	Frequency (MHz)	Channel	Conducted power (dBm)	Target Power + Max. Tolerance (dBm)	MPR Allowed per 3GPP(dB)
5	QPSK	1 RB	0	779.5	23205	23.04	24	0
				782	23230	23.08	24	0
				784.5	23255	22.85	24	0
			12	779.5	23205	22.87	24	0
				782	23230	22.83	24	0
				784.5	23255	22.89	24	0
			24	779.5	23205	22.92	24	0
				782	23230	22.93	24	0
				784.5	23255	22.77	24	0
		12 RB	0	779.5	23205	21.62	23	0-1
				782	23230	21.52	23	0-1
				784.5	23255	21.58	23	0-1
			6	779.5	23205	21.64	23	0-1
				782	23230	21.57	23	0-1
				784.5	23255	21.73	23	0-1
			13	779.5	23205	21.65	23	0-1
				782	23230	21.63	23	0-1
				784.5	23255	21.49	23	0-1
		25RB		779.5	23205	21.59	23	0-1
				782	23230	21.47	23	0-1
				784.5	23255	21.51	23	0-1
	16-QAM	1 RB	0	779.5	23205	21.92	23	0-1
				782	23230	21.92	23	0-1
				784.5	23255	21.73	23	0-1
			12	779.5	23205	21.38	23	0-1
				782	23230	21.73	23	0-1
				784.5	23255	21.78	23	0-1
			24	779.5	23205	21.51	23	0-1
				782	23230	21.74	23	0-1
				784.5	23255	21.86	23	0-1
		12 RB	0	779.5	23205	20.55	22	0-2
				782	23230	20.59	22	0-2
				784.5	23255	20.39	22	0-2
			6	779.5	23205	20.56	22	0-2
				782	23230	20.65	22	0-2
				784.5	23255	20.58	22	0-2
			13	779.5	23205	20.62	22	0-2
				782	23230	20.57	22	0-2
				784.5	23255	20.58	22	0-2
		25RB		779.5	23205	20.64	22	0-2
				782	23230	20.71	22	0-2
				784.5	23255	20.53	22	0-2

Unless otherwise stated the results shown in this test report refer only to the sample(s) tested and such sample(s) are retained for 90 days only.
除非另有說明，此報告結果僅對測試之樣品負責，同時此樣品僅保留90天。本報告未經本公司書面許可，不可部份複製。
This document is issued by the Company subject to its General Conditions of Service printed overleaf, available on request or accessible at www.sgs.com/terms_and_conditions.htm and for electronic format documents, subject to Terms and Conditions for Electronic Documents at www.sgs.com/terms_e-document.htm. Attention is drawn to the limitation of liability, indemnification and jurisdiction issues defined therein. Any holder of this document is advised that information contained hereon reflects the Company's findings at the time of its intervention only and within the limits of Client's instructions, if any. The Company's sole responsibility is to its Client and this document does not exonerate parties to a transaction from exercising all their rights and obligations under the transaction documents. This document cannot be reproduced except in full, without prior written approval of the Company. Any unauthorized alteration, forgery or falsification of the content or appearance of this document is unlawful and offenders may be prosecuted to the fullest extent of the law.

FDD Band 13								
BW(Mhz)	Modulation	RB Size	RB Offset	Frequency (MHz)	Channel	Conducted power (dBm)	Target Power + Max. Tolerance (dBm)	MPR Allowed per 3GPP(dB)
5	64-QAM	1 RB	0	779.5	23205	21.41	22	0-2
				782	23230	21.35	22	0-2
				784.5	23255	21.16	22	0-2
			12	779.5	23205	20.95	22	0-2
				782	23230	21.23	22	0-2
				784.5	23255	21.27	22	0-2
			24	779.5	23205	21.03	22	0-2
				782	23230	21.26	22	0-2
				784.5	23255	21.43	22	0-2
		12 RB	0	779.5	23205	19.92	21	0-3
				782	23230	19.96	21	0-3
				784.5	23255	19.72	21	0-3
			6	779.5	23205	19.88	21	0-3
				782	23230	19.96	21	0-3
				784.5	23255	20.05	21	0-3
			13	779.5	23205	19.94	21	0-3
				782	23230	19.82	21	0-3
				784.5	23255	19.92	21	0-3
		25RB		779.5	23205	19.78	21	0-3
				782	23230	19.90	21	0-3
				784.5	23255	19.87	21	0-3

Unless otherwise stated the results shown in this test report refer only to the sample(s) tested and such sample(s) are retained for 90 days only.
除非另有說明，此報告結果僅對測試之樣品負責，同時此樣品僅保留90天。本報告未經本公司書面許可，不可部份複製。
This document is issued by the Company subject to its General Conditions of Service printed overleaf, available on request or accessible at www.sgs.com/terms_and_conditions.htm and for electronic format documents, subject to Terms and Conditions for Electronic Documents at www.sgs.com/terms_e-document.htm. Attention is drawn to the limitation of liability, indemnification and jurisdiction issues defined therein. Any holder of this document is advised that information contained hereon reflects the Company's findings at the time of its intervention only and within the limits of Client's instructions, if any. The Company's sole responsibility is to its Client and this document does not exonerate parties to a transaction from exercising all their rights and obligations under the transaction documents. This document cannot be reproduced except in full, without prior written approval of the Company. Any unauthorized alteration, forgery or falsification of the content or appearance of this document is unlawful and offenders may be prosecuted to the fullest extent of the law.

FDD Band 17								
BW(Mhz)	Modulation	RB Size	RB Offset	Frequency (MHz)	Channel	Conducted power (dBm)	Target Power + Max. Tolerance (dBm)	MPR Allowed per 3GPP(dB)
10	QPSK	1 RB	0	709	23780	23.10	24	0
				710	23790	23.48	24	0
				711	23800	23.19	24	0
			25	709	23780	23.35	24	0
				710	23790	23.37	24	0
				711	23800	23.23	24	0
			49	709	23780	23.14	24	0
				710	23790	23.49	24	0
				711	23800	23.21	24	0
		25 RB	0	709	23780	22.16	23	0-1
				710	23790	22.18	23	0-1
				711	23800	22.15	23	0-1
			12	709	23780	22.32	23	0-1
				710	23790	22.31	23	0-1
				711	23800	22.27	23	0-1
			25	709	23780	22.11	23	0-1
				710	23790	22.19	23	0-1
				711	23800	22.13	23	0-1
		50RB		709	23780	22.14	23	0-1
				710	23790	22.11	23	0-1
				711	23800	22.13	23	0-1
	16-QAM	1 RB	0	709	23780	22.62	23	0-1
				710	23790	22.52	23	0-1
				711	23800	22.31	23	0-1
			25	709	23780	22.78	23	0-1
				710	23790	22.79	23	0-1
				711	23800	22.44	23	0-1
			49	709	23780	22.87	23	0-1
				710	23790	22.82	23	0-1
				711	23800	22.72	23	0-1
		25 RB	0	709	23780	21.21	22	0-2
				710	23790	21.25	22	0-2
				711	23800	21.14	22	0-2
			12	709	23780	21.37	22	0-2
				710	23790	21.38	22	0-2
				711	23800	21.30	22	0-2
			25	709	23780	21.16	22	0-2
				710	23790	21.10	22	0-2
				711	23800	21.15	22	0-2
		50RB		709	23780	21.20	22	0-2
				710	23790	21.14	22	0-2
				711	23800	21.14	22	0-2

Unless otherwise stated the results shown in this test report refer only to the sample(s) tested and such sample(s) are retained for 90 days only.
除非另有說明，此報告結果僅對測試之樣品負責，同時此樣品僅保留90天。本報告未經本公司書面許可，不可部份複製。
This document is issued by the Company subject to its General Conditions of Service printed overleaf, available on request or accessible at www.sgs.com/terms_and_conditions.htm and for electronic format documents, subject to Terms and Conditions for Electronic Documents at www.sgs.com/terms_e-document.htm. Attention is drawn to the limitation of liability, indemnification and jurisdiction issues defined therein. Any holder of this document is advised that information contained hereon reflects the Company's findings at the time of its intervention only and within the limits of Client's instructions, if any. The Company's sole responsibility is to its Client and this document does not exonerate parties to a transaction from exercising all their rights and obligations under the transaction documents. This document cannot be reproduced except in full, without prior written approval of the Company. Any unauthorized alteration, forgery or falsification of the content or appearance of this document is unlawful and offenders may be prosecuted to the fullest extent of the law.

FDD Band 17								
BW(Mhz)	Modulation	RB Size	RB Offset	Frequency (MHz)	Channel	Conducted power (dBm)	Target Power + Max. Tolerance (dBm)	MPR Allowed per 3GPP(dB)
10	64-QAM	1 RB	0	709	23780	21.75	22	0-2
				710	23790	21.66	22	0-2
				711	23800	21.42	22	0-2
			25	709	23780	21.92	22	0-2
				710	23790	21.94	22	0-2
				711	23800	21.62	22	0-2
			49	709	23780	21.89	22	0-2
				710	23790	21.97	22	0-2
				711	23800	21.88	22	0-2
		25 RB	0	709	23780	20.32	21	0-3
				710	23790	20.44	21	0-3
				711	23800	20.26	21	0-3
			12	709	23780	20.49	21	0-3
				710	23790	20.52	21	0-3
				711	23800	20.45	21	0-3
			25	709	23780	20.27	21	0-3
				710	23790	20.27	21	0-3
				711	23800	20.26	21	0-3
		50RB		709	23780	20.38	21	0-3
				710	23790	20.24	21	0-3
				711	23800	20.26	21	0-3

Unless otherwise stated the results shown in this test report refer only to the sample(s) tested and such sample(s) are retained for 90 days only.
除非另有說明，此報告結果僅對測試之樣品負責，同時此樣品僅保留90天。本報告未經本公司書面許可，不可部份複製。
This document is issued by the Company subject to its General Conditions of Service printed overleaf, available on request or accessible at www.sgs.com/terms_and_conditions.htm and for electronic format documents, subject to Terms and Conditions for Electronic Documents at www.sgs.com/terms_e-document.htm. Attention is drawn to the limitation of liability, indemnification and jurisdiction issues defined therein. Any holder of this document is advised that information contained hereon reflects the Company's findings at the time of its intervention only and within the limits of Client's instructions, if any. The Company's sole responsibility is to its Client and this document does not exonerate parties to a transaction from exercising all their rights and obligations under the transaction documents. This document cannot be reproduced except in full, without prior written approval of the Company. Any unauthorized alteration, forgery or falsification of the content or appearance of this document is unlawful and offenders may be prosecuted to the fullest extent of the law.

FDD Band 17								
BW(Mhz)	Modulation	RB Size	RB Offset	Frequency (MHz)	Channel	Conducted power (dBm)	Target Power + Max. Tolerance (dBm)	MPR Allowed per 3GPP(dB)
5	QPSK	1 RB	0	706.5	23755	22.99	24	0
				710	23790	23.34	24	0
				713.5	23825	23.08	24	0
			12	706.5	23755	23.18	24	0
				710	23790	23.21	24	0
				713.5	23825	23.12	24	0
			24	706.5	23755	22.99	24	0
				710	23790	23.38	24	0
				713.5	23825	23.08	24	0
		12 RB	0	706.5	23755	22.03	23	0-1
				710	23790	22.05	23	0-1
				713.5	23825	22.05	23	0-1
			6	706.5	23755	22.14	23	0-1
				710	23790	22.13	23	0-1
				713.5	23825	22.16	23	0-1
			13	706.5	23755	21.93	23	0-1
				710	23790	22.03	23	0-1
				713.5	23825	22.02	23	0-1
		25RB		706.5	23755	22.02	23	0-1
				710	23790	21.93	23	0-1
				713.5	23825	22.01	23	0-1
	16-QAM	1 RB	0	706.5	23755	22.43	23	0-1
				710	23790	22.33	23	0-1
				713.5	23825	22.20	23	0-1
			12	706.5	23755	22.65	23	0-1
				710	23790	22.64	23	0-1
				713.5	23825	22.25	23	0-1
			24	706.5	23755	22.75	23	0-1
				710	23790	22.70	23	0-1
				713.5	23825	22.61	23	0-1
		12 RB	0	706.5	23755	21.02	22	0-2
				710	23790	21.05	22	0-2
				713.5	23825	21.04	22	0-2
			6	706.5	23755	21.18	22	0-2
				710	23790	21.24	22	0-2
				713.5	23825	21.19	22	0-2
			13	706.5	23755	20.99	22	0-2
				710	23790	20.97	22	0-2
				713.5	23825	20.95	22	0-2
		25RB		706.5	23755	21.02	22	0-2
				710	23790	20.99	22	0-2
				713.5	23825	20.96	22	0-2

Unless otherwise stated the results shown in this test report refer only to the sample(s) tested and such sample(s) are retained for 90 days only.
除非另有說明，此報告結果僅對測試之樣品負責，同時此樣品僅保留90天。本報告未經本公司書面許可，不可部份複製。
This document is issued by the Company subject to its General Conditions of Service printed overleaf, available on request or accessible at www.sgs.com/terms_and_conditions.htm and for electronic format documents, subject to Terms and Conditions for Electronic Documents at www.sgs.com/terms_e-document.htm. Attention is drawn to the limitation of liability, indemnification and jurisdiction issues defined therein. Any holder of this document is advised that information contained hereon reflects the Company's findings at the time of its intervention only and within the limits of Client's instructions, if any. The Company's sole responsibility is to its Client and this document does not exonerate parties to a transaction from exercising all their rights and obligations under the transaction documents. This document cannot be reproduced except in full, without prior written approval of the Company. Any unauthorized alteration, forgery or falsification of the content or appearance of this document is unlawful and offenders may be prosecuted to the fullest extent of the law.

FDD Band 17								
BW(Mhz)	Modulation	RB Size	RB Offset	Frequency (MHz)	Channel	Conducted power (dBm)	Target Power + Max. Tolerance (dBm)	MPR Allowed per 3GPP(dB)
5	64-QAM	1 RB	0	706.5	23755	21.57	22	0-2
				710	23790	21.52	22	0-2
				713.5	23825	21.27	22	0-2
			12	706.5	23755	21.73	22	0-2
				710	23790	21.76	22	0-2
				713.5	23825	21.43	22	0-2
			24	706.5	23755	21.71	22	0-2
				710	23790	21.83	22	0-2
				713.5	23825	21.73	22	0-2
		12 RB	0	706.5	23755	20.15	21	0-3
				710	23790	20.32	21	0-3
				713.5	23825	20.06	21	0-3
			6	706.5	23755	20.38	21	0-3
				710	23790	20.37	21	0-3
				713.5	23825	20.35	21	0-3
			13	706.5	23755	20.13	21	0-3
				710	23790	20.07	21	0-3
				713.5	23825	20.14	21	0-3
		25RB		706.5	23755	20.27	21	0-3
				710	23790	20.08	21	0-3
				713.5	23825	20.10	21	0-3

Unless otherwise stated the results shown in this test report refer only to the sample(s) tested and such sample(s) are retained for 90 days only.
除非另有說明，此報告結果僅對測試之樣品負責，同時此樣品僅保留90天。本報告未經本公司書面許可，不可部份複製。
This document is issued by the Company subject to its General Conditions of Service printed overleaf, available on request or accessible at www.sgs.com/terms_and_conditions.htm and for electronic format documents, subject to Terms and Conditions for Electronic Documents at www.sgs.com/terms_e-document.htm. Attention is drawn to the limitation of liability, indemnification and jurisdiction issues defined therein. Any holder of this document is advised that information contained hereon reflects the Company's findings at the time of its intervention only and within the limits of Client's instructions, if any. The Company's sole responsibility is to its Client and this document does not exonerate parties to a transaction from exercising all their rights and obligations under the transaction documents. This document cannot be reproduced except in full, without prior written approval of the Company. Any unauthorized alteration, forgery or falsification of the content or appearance of this document is unlawful and offenders may be prosecuted to the fullest extent of the law.

LTE TDD Band 38 - conducted power table:

TDD Band 38								
BW(Mhz)	Modulation	RB Size	RB Offset	Frequency (MHz)	Channel	Conducted power (dBm)	Target Power + Max. Tolerance (dBm)	MPR Allowed per 3GPP(dB)
20	QPSK	1 RB	0	2580	37850	22.81	24	0
				2595	38000	23.06	24	0
				2610	38150	23.01	24	0
			50	2580	37850	22.82	24	0
				2595	38000	22.99	24	0
				2610	38150	23.04	24	0
			99	2580	37850	22.90	24	0
				2595	38000	23.07	24	0
				2610	38150	22.86	24	0
		50 RB	0	2580	37850	21.92	23	0-1
				2595	38000	22.07	23	0-1
				2610	38150	21.98	23	0-1
			25	2580	37850	22.18	23	0-1
				2595	38000	22.16	23	0-1
				2610	38150	22.14	23	0-1
			50	2580	37850	21.82	23	0-1
				2595	38000	21.92	23	0-1
				2610	38150	21.85	23	0-1
		100RB		2580	37850	21.97	23	0-1
				2595	38000	21.93	23	0-1
				2610	38150	21.96	23	0-1
	16-QAM	1 RB	0	2580	37850	22.13	23	0-1
				2595	38000	22.31	23	0-1
				2610	38150	22.36	23	0-1
			50	2580	37850	22.17	23	0-1
				2595	38000	22.15	23	0-1
				2610	38150	22.26	23	0-1
			99	2580	37850	22.18	23	0-1
				2595	38000	22.09	23	0-1
				2610	38150	22.32	23	0-1
		50 RB	0	2580	37850	21.03	22	0-2
				2595	38000	21.04	22	0-2
				2610	38150	21.06	22	0-2
			25	2580	37850	21.15	22	0-2
				2595	38000	21.25	22	0-2
				2610	38150	21.19	22	0-2
			50	2580	37850	20.86	22	0-2
				2595	38000	20.90	22	0-2
				2610	38150	20.93	22	0-2
		100RB		2580	37850	20.93	22	0-2
				2595	38000	20.96	22	0-2
				2610	38150	20.96	22	0-2

Unless otherwise stated the results shown in this test report refer only to the sample(s) tested and such sample(s) are retained for 90 days only.
除非另有說明，此報告結果僅對測試之樣品負責，同時此樣品僅保留90天。本報告未經本公司書面許可，不可部份複製。
This document is issued by the Company subject to its General Conditions of Service printed overleaf, available on request or accessible at www.sgs.com/terms_and_conditions.htm and for electronic format documents, subject to Terms and Conditions for Electronic Documents at www.sgs.com/terms_e-document.htm. Attention is drawn to the limitation of liability, indemnification and jurisdiction issues defined therein. Any holder of this document is advised that information contained hereon reflects the Company's findings at the time of its intervention only and within the limits of Client's instructions, if any. The Company's sole responsibility is to its Client and this document does not exonerate parties to a transaction from exercising all their rights and obligations under the transaction documents. This document cannot be reproduced except in full, without prior written approval of the Company. Any unauthorized alteration, forgery or falsification of the content or appearance of this document is unlawful and offenders may be prosecuted to the fullest extent of the law.

TDD Band 38								
BW(Mhz)	Modulation	RB Size	RB Offset	Frequency (MHz)	Channel	Conducted power (dBm)	Target Power + Max. Tolerance (dBm)	MPR Allowed per 3GPP(dB)
20	64-QAM	1 RB	0	2580	37850	21.60	22	0-2
				2595	38000	21.80	22	0-2
				2610	38150	21.82	22	0-2
			50	2580	37850	21.65	22	0-2
				2595	38000	21.64	22	0-2
				2610	38150	21.76	22	0-2
			99	2580	37850	21.61	22	0-2
				2595	38000	21.57	22	0-2
				2610	38150	21.82	22	0-2
		50 RB	0	2580	37850	20.47	21	0-3
				2595	38000	20.51	21	0-3
				2610	38150	20.46	21	0-3
			25	2580	37850	20.63	21	0-3
				2595	38000	20.71	21	0-3
				2610	38150	20.69	21	0-3
			50	2580	37850	20.30	21	0-3
				2595	38000	20.39	21	0-3
				2610	38150	20.41	21	0-3
		100RB		2580	37850	20.35	21	0-3
				2595	38000	20.44	21	0-3
				2610	38150	20.42	21	0-3

Unless otherwise stated the results shown in this test report refer only to the sample(s) tested and such sample(s) are retained for 90 days only.
除非另有說明，此報告結果僅對測試之樣品負責，同時此樣品僅保留90天。本報告未經本公司書面許可，不可部份複製。
This document is issued by the Company subject to its General Conditions of Service printed overleaf, available on request or accessible at www.sgs.com/terms_and_conditions.htm and for electronic format documents, subject to Terms and Conditions for Electronic Documents at www.sgs.com/terms_e-document.htm. Attention is drawn to the limitation of liability, indemnification and jurisdiction issues defined therein. Any holder of this document is advised that information contained hereon reflects the Company's findings at the time of its intervention only and within the limits of Client's instructions, if any. The Company's sole responsibility is to its Client and this document does not exonerate parties to a transaction from exercising all their rights and obligations under the transaction documents. This document cannot be reproduced except in full, without prior written approval of the Company. Any unauthorized alteration, forgery or falsification of the content or appearance of this document is unlawful and offenders may be prosecuted to the fullest extent of the law.

TDD Band 38								
BW(Mhz)	Modulation	RB Size	RB Offset	Frequency (MHz)	Channel	Conducted power (dBm)	Target Power + Max. Tolerance (dBm)	MPR Allowed per 3GPP(dB)
15	QPSK	1 RB	0	2577.5	37825	22.70	24	0
				2595	38000	22.88	24	0
				2612.5	38175	22.90	24	0
			36	2577.5	37825	22.66	24	0
				2595	38000	22.82	24	0
				2612.5	38175	22.90	24	0
			74	2577.5	37825	22.71	24	0
				2595	38000	22.94	24	0
				2612.5	38175	22.72	24	0
		36 RB	0	2577.5	37825	21.81	23	0-1
				2595	38000	21.90	23	0-1
				2612.5	38175	21.85	23	0-1
			18	2577.5	37825	22.01	23	0-1
				2595	38000	21.97	23	0-1
				2612.5	38175	21.96	23	0-1
			37	2577.5	37825	21.67	23	0-1
				2595	38000	21.77	23	0-1
				2612.5	38175	21.69	23	0-1
		75RB		2577.5	37825	21.78	23	0-1
				2595	38000	21.74	23	0-1
				2612.5	38175	21.82	23	0-1
	16-QAM	1 RB	0	2577.5	37825	22.01	23	0-1
				2595	38000	22.19	23	0-1
				2612.5	38175	22.19	23	0-1
			36	2577.5	37825	21.99	23	0-1
				2595	38000	22.01	23	0-1
				2612.5	38175	22.09	23	0-1
			74	2577.5	37825	22.01	23	0-1
				2595	38000	21.95	23	0-1
				2612.5	38175	22.20	23	0-1
		36 RB	0	2577.5	37825	20.83	22	0-2
				2595	38000	20.91	22	0-2
				2612.5	38175	20.90	22	0-2
			18	2577.5	37825	20.96	22	0-2
				2595	38000	21.14	22	0-2
				2612.5	38175	21.04	22	0-2
			37	2577.5	37825	20.73	22	0-2
				2595	38000	20.74	22	0-2
				2612.5	38175	20.78	22	0-2
		75RB		2577.5	37825	20.73	22	0-2
				2595	38000	20.85	22	0-2
				2612.5	38175	20.85	22	0-2

Unless otherwise stated the results shown in this test report refer only to the sample(s) tested and such sample(s) are retained for 90 days only.
除非另有說明，此報告結果僅對測試之樣品負責，同時此樣品僅保留90天。本報告未經本公司書面許可，不可部份複製。
This document is issued by the Company subject to its General Conditions of Service printed overleaf, available on request or accessible at www.sgs.com/terms_and_conditions.htm and for electronic format documents, subject to Terms and Conditions for Electronic Documents at www.sgs.com/terms_e-document.htm. Attention is drawn to the limitation of liability, indemnification and jurisdiction issues defined therein. Any holder of this document is advised that information contained hereon reflects the Company's findings at the time of its intervention only and within the limits of Client's instructions, if any. The Company's sole responsibility is to its Client and this document does not exonerate parties to a transaction from exercising all their rights and obligations under the transaction documents. This document cannot be reproduced except in full, without prior written approval of the Company. Any unauthorized alteration, forgery or falsification of the content or appearance of this document is unlawful and offenders may be prosecuted to the fullest extent of the law.

TDD Band 38								
BW(Mhz)	Modulation	RB Size	RB Offset	Frequency (MHz)	Channel	Conducted power (dBm)	Target Power + Max. Tolerance (dBm)	MPR Allowed per 3GPP(dB)
15	64-QAM	1 RB	0	2577.5	37825	21.49	22	0-2
				2595	38000	21.61	22	0-2
				2612.5	38175	21.66	22	0-2
			36	2577.5	37825	21.54	22	0-2
				2595	38000	21.46	22	0-2
				2612.5	38175	21.66	22	0-2
			74	2577.5	37825	21.42	22	0-2
				2595	38000	21.43	22	0-2
				2612.5	38175	21.63	22	0-2
		36 RB	0	2577.5	37825	20.36	21	0-3
				2595	38000	20.37	21	0-3
				2612.5	38175	20.28	21	0-3
			18	2577.5	37825	20.49	21	0-3
				2595	38000	20.53	21	0-3
				2612.5	38175	20.53	21	0-3
			37	2577.5	37825	20.17	21	0-3
				2595	38000	20.19	21	0-3
				2612.5	38175	20.25	21	0-3
		75RB		2577.5	37825	20.16	21	0-3
				2595	38000	20.33	21	0-3
				2612.5	38175	20.24	21	0-3

Unless otherwise stated the results shown in this test report refer only to the sample(s) tested and such sample(s) are retained for 90 days only.
除非另有說明，此報告結果僅對測試之樣品負責，同時此樣品僅保留90天。本報告未經本公司書面許可，不可部份複製。
This document is issued by the Company subject to its General Conditions of Service printed overleaf, available on request or accessible at www.sgs.com/terms_and_conditions.htm and for electronic format documents, subject to Terms and Conditions for Electronic Documents at www.sgs.com/terms_e-document.htm. Attention is drawn to the limitation of liability, indemnification and jurisdiction issues defined therein. Any holder of this document is advised that information contained hereon reflects the Company's findings at the time of its intervention only and within the limits of Client's instructions, if any. The Company's sole responsibility is to its Client and this document does not exonerate parties to a transaction from exercising all their rights and obligations under the transaction documents. This document cannot be reproduced except in full, without prior written approval of the Company. Any unauthorized alteration, forgery or falsification of the content or appearance of this document is unlawful and offenders may be prosecuted to the fullest extent of the law.

TDD Band 38								
BW(Mhz)	Modulation	RB Size	RB Offset	Frequency (MHz)	Channel	Conducted power (dBm)	Target Power + Max. Tolerance (dBm)	MPR Allowed per 3GPP(dB)
10	QPSK	1 RB	0	2575	37800	22.63	24	0
				2595	38000	22.92	24	0
				2615	38200	22.85	24	0
			25	2575	37800	22.68	24	0
				2595	38000	22.86	24	0
				2615	38200	22.87	24	0
			49	2575	37800	22.73	24	0
				2595	38000	22.96	24	0
				2615	38200	22.71	24	0
		25 RB	0	2575	37800	21.81	23	0-1
				2595	38000	21.97	23	0-1
				2615	38200	21.87	23	0-1
			12	2575	37800	22.04	23	0-1
				2595	38000	22.03	23	0-1
				2615	38200	21.94	23	0-1
			25	2575	37800	21.69	23	0-1
				2595	38000	21.74	23	0-1
				2615	38200	21.71	23	0-1
		50RB		2575	37800	21.82	23	0-1
				2595	38000	21.73	23	0-1
				2615	38200	21.77	23	0-1
	16-QAM	1 RB	0	2575	37800	22.02	23	0-1
				2595	38000	22.15	23	0-1
				2615	38200	22.17	23	0-1
			25	2575	37800	21.98	23	0-1
				2595	38000	22.05	23	0-1
				2615	38200	22.14	23	0-1
			49	2575	37800	22.00	23	0-1
				2595	38000	21.92	23	0-1
				2615	38200	22.13	23	0-1
		25 RB	0	2575	37800	20.90	22	0-2
				2595	38000	20.92	22	0-2
				2615	38200	20.89	22	0-2
			12	2575	37800	20.95	22	0-2
				2595	38000	21.09	22	0-2
				2615	38200	21.01	22	0-2
			25	2575	37800	20.67	22	0-2
				2595	38000	20.73	22	0-2
				2615	38200	20.79	22	0-2
		50RB		2575	37800	20.78	22	0-2
				2595	38000	20.86	22	0-2
				2615	38200	20.77	22	0-2

Unless otherwise stated the results shown in this test report refer only to the sample(s) tested and such sample(s) are retained for 90 days only.
除非另有說明，此報告結果僅對測試之樣品負責，同時此樣品僅保留90天。本報告未經本公司書面許可，不可部份複製。
This document is issued by the Company subject to its General Conditions of Service printed overleaf, available on request or accessible at www.sgs.com/terms_and_conditions.htm and for electronic format documents, subject to Terms and Conditions for Electronic Documents at www.sgs.com/terms_e-document.htm. Attention is drawn to the limitation of liability, indemnification and jurisdiction issues defined therein. Any holder of this document is advised that information contained hereon reflects the Company's findings at the time of its intervention only and within the limits of Client's instructions, if any. The Company's sole responsibility is to its Client and this document does not exonerate parties to a transaction from exercising all their rights and obligations under the transaction documents. This document cannot be reproduced except in full, without prior written approval of the Company. Any unauthorized alteration, forgery or falsification of the content or appearance of this document is unlawful and offenders may be prosecuted to the fullest extent of the law.

TDD Band 38								
BW(Mhz)	Modulation	RB Size	RB Offset	Frequency (MHz)	Channel	Conducted power (dBm)	Target Power + Max. Tolerance (dBm)	MPR Allowed per 3GPP(dB)
10	64-QAM	1 RB	0	2575	37800	21.44	22	0-2
				2595	38000	21.68	22	0-2
				2615	38200	21.64	22	0-2
			25	2575	37800	21.51	22	0-2
				2595	38000	21.50	22	0-2
				2615	38200	21.60	22	0-2
			49	2575	37800	21.46	22	0-2
				2595	38000	21.46	22	0-2
				2615	38200	21.70	22	0-2
		25 RB	0	2575	37800	20.37	21	0-3
				2595	38000	20.33	21	0-3
				2615	38200	20.31	21	0-3
			12	2575	37800	20.53	21	0-3
				2595	38000	20.59	21	0-3
				2615	38200	20.57	21	0-3
			25	2575	37800	20.14	21	0-3
				2595	38000	20.25	21	0-3
				2615	38200	20.28	21	0-3
		50RB		2575	37800	20.16	21	0-3
				2595	38000	20.28	21	0-3
				2615	38200	20.32	21	0-3

Unless otherwise stated the results shown in this test report refer only to the sample(s) tested and such sample(s) are retained for 90 days only.
除非另有說明，此報告結果僅對測試之樣品負責，同時此樣品僅保留90天。本報告未經本公司書面許可，不可部份複製。
This document is issued by the Company subject to its General Conditions of Service printed overleaf, available on request or accessible at www.sgs.com/terms_and_conditions.htm and for electronic format documents, subject to Terms and Conditions for Electronic Documents at www.sgs.com/terms_e-document.htm. Attention is drawn to the limitation of liability, indemnification and jurisdiction issues defined therein. Any holder of this document is advised that information contained hereon reflects the Company's findings at the time of its intervention only and within the limits of Client's instructions, if any. The Company's sole responsibility is to its Client and this document does not exonerate parties to a transaction from exercising all their rights and obligations under the transaction documents. This document cannot be reproduced except in full, without prior written approval of the Company. Any unauthorized alteration, forgery or falsification of the content or appearance of this document is unlawful and offenders may be prosecuted to the fullest extent of the law.

TDD Band 38								
BW(Mhz)	Modulation	RB Size	RB Offset	Frequency (MHz)	Channel	Conducted power (dBm)	Target Power + Max. Tolerance (dBm)	MPR Allowed per 3GPP(dB)
5	QPSK	1 RB	0	2572.5	37775	22.63	24	0
				2595	38000	22.95	24	0
				2617.5	38225	22.91	24	0
			12	2572.5	37775	22.69	24	0
				2595	38000	22.87	24	0
				2617.5	38225	22.85	24	0
			24	2572.5	37775	22.70	24	0
				2595	38000	22.91	24	0
				2617.5	38225	22.70	24	0
		12 RB	0	2572.5	37775	21.72	23	0-1
				2595	38000	21.92	23	0-1
				2617.5	38225	21.80	23	0-1
			6	2572.5	37775	21.99	23	0-1
				2595	38000	22.00	23	0-1
				2617.5	38225	22.03	23	0-1
			13	2572.5	37775	21.63	23	0-1
				2595	38000	21.72	23	0-1
				2617.5	38225	21.69	23	0-1
		25RB		2572.5	37775	21.82	23	0-1
				2595	38000	21.79	23	0-1
				2617.5	38225	21.84	23	0-1
	16-QAM	1 RB	0	2572.5	37775	21.98	23	0-1
				2595	38000	22.16	23	0-1
				2617.5	38225	22.19	23	0-1
			12	2572.5	37775	22.00	23	0-1
				2595	38000	22.05	23	0-1
				2617.5	38225	22.09	23	0-1
			24	2572.5	37775	22.04	23	0-1
				2595	38000	21.91	23	0-1
				2617.5	38225	22.16	23	0-1
		12 RB	0	2572.5	37775	20.84	22	0-2
				2595	38000	20.84	22	0-2
				2617.5	38225	20.86	22	0-2
			6	2572.5	37775	20.99	22	0-2
				2595	38000	21.08	22	0-2
				2617.5	38225	21.01	22	0-2
			13	2572.5	37775	20.68	22	0-2
				2595	38000	20.77	22	0-2
				2617.5	38225	20.74	22	0-2
		25RB		2572.5	37775	20.80	22	0-2
				2595	38000	20.85	22	0-2
				2617.5	38225	20.79	22	0-2

Unless otherwise stated the results shown in this test report refer only to the sample(s) tested and such sample(s) are retained for 90 days only.
除非另有說明，此報告結果僅對測試之樣品負責，同時此樣品僅保留90天。本報告未經本公司書面許可，不可部份複製。
This document is issued by the Company subject to its General Conditions of Service printed overleaf, available on request or accessible at www.sgs.com/terms_and_conditions.htm and for electronic format documents, subject to Terms and Conditions for Electronic Documents at www.sgs.com/terms_e-document.htm. Attention is drawn to the limitation of liability, indemnification and jurisdiction issues defined therein. Any holder of this document is advised that information contained hereon reflects the Company's findings at the time of its intervention only and within the limits of Client's instructions, if any. The Company's sole responsibility is to its Client and this document does not exonerate parties to a transaction from exercising all their rights and obligations under the transaction documents. This document cannot be reproduced except in full, without prior written approval of the Company. Any unauthorized alteration, forgery or falsification of the content or appearance of this document is unlawful and offenders may be prosecuted to the fullest extent of the law.

TDD Band 38								
BW(Mhz)	Modulation	RB Size	RB Offset	Frequency (MHz)	Channel	Conducted power (dBm)	Target Power + Max. Tolerance (dBm)	MPR Allowed per 3GPP(dB)
5	64-QAM	1 RB	0	2572.5	37775	21.49	22	0-2
				2595	38000	21.68	22	0-2
				2617.5	38225	21.68	22	0-2
			12	2572.5	37775	21.54	22	0-2
				2595	38000	21.45	22	0-2
				2617.5	38225	21.61	22	0-2
			24	2572.5	37775	21.48	22	0-2
				2595	38000	21.39	22	0-2
				2617.5	38225	21.64	22	0-2
		12 RB	0	2572.5	37775	20.28	21	0-3
				2595	38000	20.38	21	0-3
				2617.5	38225	20.32	21	0-3
			6	2572.5	37775	20.48	21	0-3
				2595	38000	20.56	21	0-3
				2617.5	38225	20.59	21	0-3
			13	2572.5	37775	20.18	21	0-3
				2595	38000	20.28	21	0-3
				2617.5	38225	20.25	21	0-3
		25RB		2572.5	37775	20.18	21	0-3
				2595	38000	20.27	21	0-3
				2617.5	38225	20.31	21	0-3

Unless otherwise stated the results shown in this test report refer only to the sample(s) tested and such sample(s) are retained for 90 days only.
除非另有說明，此報告結果僅對測試之樣品負責，同時此樣品僅保留90天。本報告未經本公司書面許可，不可部份複製。
This document is issued by the Company subject to its General Conditions of Service printed overleaf, available on request or accessible at www.sgs.com/terms_and_conditions.htm and for electronic format documents, subject to Terms and Conditions for Electronic Documents at www.sgs.com/terms_e-document.htm. Attention is drawn to the limitation of liability, indemnification and jurisdiction issues defined therein. Any holder of this document is advised that information contained hereon reflects the Company's findings at the time of its intervention only and within the limits of Client's instructions, if any. The Company's sole responsibility is to its Client and this document does not exonerate parties to a transaction from exercising all their rights and obligations under the transaction documents. This document cannot be reproduced except in full, without prior written approval of the Company. Any unauthorized alteration, forgery or falsification of the content or appearance of this document is unlawful and offenders may be prosecuted to the fullest extent of the law.

WLAN802.11 a/b/g/n/ac (20M/40M/80M) conducted power table:

Ant 0 Antenna						
Band	Mode	Channel	Frequency (MHz)	Data Rate	Max. Rated Avg. Power + Max. Tolerance (dBm)	Average power (dBm)
2450 MHz	802.11b	1	2412	1Mbps	14.00	13.96
		6	2437		14.00	13.93
		11	2462		14.00	13.94
	802.11g	1	2412	6Mbps	14.00	13.95
		6	2437		14.00	13.91
		11	2462		14.00	13.94
	802.11n20-HT0	1	2412	MCS0	12.00	11.97
		2	2417		14.00	13.93
		6	2437		14.00	13.92
		10	2457		14.00	13.94
		11	2462		12.00	11.95

Ant 0 Antenna						
Band	Mode	Channel	Frequency (MHz)	Data Rate	Max. Rated Avg. Power + Max. Tolerance (dBm)	Average power (dBm)
5.15-5.25 GHz	802.11a	36	5180	6Mbps	12.00	11.95
		44	5220		14.00	13.97
		48	5240		14.00	13.94
	802.11n20-HT0	36	5180	MCS0	12.00	11.94
		44	5220		14.00	13.96
		48	5240		14.00	13.92
	802.11ac20-VHT0	36	5180	MCS0	12.00	11.87
		44	5220		14.00	13.90
		48	5240		14.00	13.86
	802.11n40-HT0	38	5190	MCS0	12.00	11.91
		46	5230		14.00	13.93
	802.11ac40-VHT0	38	5190	MCS0	12.00	11.90
		46	5230		14.00	13.92
	802.11ac80-VHT0	42	5210	MCS0	12.00	11.90

Unless otherwise stated the results shown in this test report refer only to the sample(s) tested and such sample(s) are retained for 90 days only.
除非另有說明，此報告結果僅對測試之樣品負責，同時此樣品僅保留90天。本報告未經本公司書面許可，不可部份複製。
This document is issued by the Company subject to its General Conditions of Service printed overleaf, available on request or accessible at www.sgs.com/terms_and_conditions.htm and for electronic format documents, subject to Terms and Conditions for Electronic Documents at www.sgs.com/terms_e-document.htm. Attention is drawn to the limitation of liability, indemnification and jurisdiction issues defined therein. Any holder of this document is advised that information contained hereon reflects the Company's findings at the time of its intervention only and within the limits of Client's instructions, if any. The Company's sole responsibility is to its Client and this document does not exonerate parties to a transaction from exercising all their rights and obligations under the transaction documents. This document cannot be reproduced except in full, without prior written approval of the Company. Any unauthorized alteration, forgery or falsification of the content or appearance of this document is unlawful and offenders may be prosecuted to the fullest extent of the law.

Ant 0 Antenna						
Band	Mode	Channel	Frequency (MHz)	Data Rate	Max. Rated Avg. Power + Max. Tolerance (dBm)	Average power (dBm)
5.25-5.35 GHz	802.11a	52	5260	6Mbps	14.00	13.92
		60	5300		14.00	13.93
		64	5320		12.00	11.94
	802.11n20-HT0	52	5260	MCS0	14.00	13.87
		60	5300		14.00	13.88
		64	5320		12.00	11.90
	802.11ac20-VHT0	52	5260	MCS0	14.00	13.82
		60	5300		14.00	13.86
		64	5320		12.00	11.89
	802.11n40-HT0	54	5270	MCS0	14.00	13.90
		62	5310		12.00	11.89
	802.11ac40-VHT0	54	5270	MCS0	14.00	13.87
		62	5310		12.00	11.86
	802.11ac80-VHT0	58	5290	MCS0	12.00	11.88

Unless otherwise stated the results shown in this test report refer only to the sample(s) tested and such sample(s) are retained for 90 days only.
除非另有說明，此報告結果僅對測試之樣品負責，同時此樣品僅保留90天。本報告未經本公司書面許可，不可部份複製。
This document is issued by the Company subject to its General Conditions of Service printed overleaf, available on request or accessible at www.sgs.com/terms_and_conditions.htm and for electronic format documents, subject to Terms and Conditions for Electronic Documents at www.sgs.com/terms_e-document.htm. Attention is drawn to the limitation of liability, indemnification and jurisdiction issues defined therein. Any holder of this document is advised that information contained hereon reflects the Company's findings at the time of its intervention only and within the limits of Client's instructions, if any. The Company's sole responsibility is to its Client and this document does not exonerate parties to a transaction from exercising all their rights and obligations under the transaction documents. This document cannot be reproduced except in full, without prior written approval of the Company. Any unauthorized alteration, forgery or falsification of the content or appearance of this document is unlawful and offenders may be prosecuted to the fullest extent of the law.

Ant 0 Antenna						
Band	Mode	Channel	Frequency (MHz)	Data Rate	Max. Rated Avg. Power + Max. Tolerance (dBm)	Average power (dBm)
5600 MHz	802.11a	100	5500	6Mbps	12.00	11.95
		116	5580		14.00	13.94
		140	5700		12.00	11.91
		144	5720		12.00	11.97
	802.11n20-HT0	100	5500	MCS0	12.00	11.92
		116	5580		14.00	13.94
		140	5700		12.00	11.86
		144	5720		12.00	11.89
	802.11ac20-VHT0	100	5500	MCS0	12.00	11.90
		116	5580		14.00	13.90
		140	5700		12.00	11.85
		144	5720		12.00	11.87
	802.11n40-HT0	102	5510	MCS0	12.00	11.86
		110	5550		14.00	13.90
		134	5670		12.00	11.90
		142	5710		12.00	11.84
	802.11ac40-VHT0	102	5510	MCS0	12.00	11.85
		110	5550		14.00	13.85
		134	5670		12.00	11.89
		142	5710		12.00	11.83
	802.11ac80-VHT0	106	5530	MCS0	12.00	11.92
		122	5610		14.00	13.85
		138	5690		12.00	11.86

Unless otherwise stated the results shown in this test report refer only to the sample(s) tested and such sample(s) are retained for 90 days only.
除非另有說明，此報告結果僅對測試之樣品負責，同時此樣品僅保留90天。本報告未經本公司書面許可，不可部份複製。
This document is issued by the Company subject to its General Conditions of Service printed overleaf, available on request or accessible at www.sgs.com/terms_and_conditions.htm and for electronic format documents, subject to Terms and Conditions for Electronic Documents at www.sgs.com/terms_e-document.htm. Attention is drawn to the limitation of liability, indemnification and jurisdiction issues defined therein. Any holder of this document is advised that information contained hereon reflects the Company's findings at the time of its intervention only and within the limits of Client's instructions, if any. The Company's sole responsibility is to its Client and this document does not exonerate parties to a transaction from exercising all their rights and obligations under the transaction documents. This document cannot be reproduced except in full, without prior written approval of the Company. Any unauthorized alteration, forgery or falsification of the content or appearance of this document is unlawful and offenders may be prosecuted to the fullest extent of the law.

Ant 0 Antenna						
Band	Mode	Channel	Frequency (MHz)	Data Rate	Max. Rated Avg. Power + Max. Tolerance (dBm)	Average power (dBm)
5800 MHz	802.11a	149	5745	6Mbps	12.00	11.94
		157	5785		14.00	13.93
		165	5825		12.00	11.91
	802.11n20-HT0	149	5745	MCS0	12.00	11.92
		157	5785		14.00	13.94
		165	5825		12.00	11.88
	802.11ac20-VHT0	149	5745	MCS0	12.00	11.88
		157	5785		14.00	13.90
		165	5825		12.00	11.86
	802.11n40-HT0	151	5755	MCS0	12.00	11.90
		159	5795		14.00	13.88
	802.11ac40-VHT0	151	5755	MCS0	12.00	11.87
		159	5795		14.00	13.82
	802.11ac80-VHT0	155	5775	MCS0	12.00	11.83

Ant 1 Antenna						
Band	Mode	Channel	Frequency (MHz)	Data Rate	Max. Rated Avg. Power + Max. Tolerance (dBm)	Average power (dBm)
2450 MHz	802.11b	1	2412	1Mbps	14.00	13.93
		6	2437		14.00	13.90
		11	2462		14.00	13.91
	802.11g	1	2412	6Mbps	14.00	13.90
		6	2437		14.00	13.88
		11	2462		14.00	13.90
	802.11n20-HT0	1	2412	MCS0	12.00	11.93
		2	2417		14.00	13.92
		6	2437		14.00	13.90
		10	2457		14.00	13.91
		11	2462		12.00	11.87

Unless otherwise stated the results shown in this test report refer only to the sample(s) tested and such sample(s) are retained for 90 days only.
除非另有說明，此報告結果僅對測試之樣品負責，同時此樣品僅保留90天。本報告未經本公司書面許可，不可部份複製。
This document is issued by the Company subject to its General Conditions of Service printed overleaf, available on request or accessible at www.sgs.com/terms_and_conditions.htm and for electronic format documents, subject to Terms and Conditions for Electronic Documents at www.sgs.com/terms_e-document.htm. Attention is drawn to the limitation of liability, indemnification and jurisdiction issues defined therein. Any holder of this document is advised that information contained hereon reflects the Company's findings at the time of its intervention only and within the limits of Client's instructions, if any. The Company's sole responsibility is to its Client and this document does not exonerate parties to a transaction from exercising all their rights and obligations under the transaction documents. This document cannot be reproduced except in full, without prior written approval of the Company. Any unauthorized alteration, forgery or falsification of the content or appearance of this document is unlawful and offenders may be prosecuted to the fullest extent of the law.

Ant 1 Antenna						
Band	Mode	Channel	Frequency (MHz)	Data Rate	Max. Rated Avg. Power + Max. Tolerance (dBm)	Average power (dBm)
5.15-5.25 GHz	802.11a	36	5180	6Mbps	12.00	11.93
		44	5220		14.00	13.90
		48	5240		14.00	13.91
	802.11n20-HT0	36	5180	MCS0	12.00	11.92
		44	5220		14.00	13.94
		48	5240		14.00	13.90
	802.11ac20-VHT0	36	5180	MCS0	12.00	11.85
		44	5220		14.00	13.87
		48	5240		14.00	13.83
	802.11n40-HT0	38	5190	MCS0	12.00	11.90
		46	5230		14.00	13.89
	802.11ac40-VHT0	38	5190	MCS0	12.00	11.85
		46	5230		14.00	13.84
	802.11ac80-VHT0	42	5210	MCS0	12.00	11.82

Ant 1 Antenna						
Band	Mode	Channel	Frequency (MHz)	Data Rate	Max. Rated Avg. Power + Max. Tolerance (dBm)	Average power (dBm)
5.25-5.35 GHz	802.11a	52	5260	6Mbps	14.00	13.86
		60	5300		14.00	13.87
		64	5320		12.00	11.89
	802.11n20-HT0	52	5260	MCS0	14.00	13.86
		60	5300		14.00	13.84
		64	5320		12.00	11.89
	802.11ac20-VHT0	52	5260	MCS0	14.00	13.77
		60	5300		14.00	13.76
		64	5320		12.00	11.87
	802.11n40-HT0	54	5270	MCS0	14.00	13.86
		62	5310		12.00	11.88
	802.11ac40-VHT0	54	5270	MCS0	14.00	13.81
		62	5310		12.00	11.80
	802.11ac80-VHT0	58	5290	MCS0	12.00	11.79

Unless otherwise stated the results shown in this test report refer only to the sample(s) tested and such sample(s) are retained for 90 days only.
除非另有說明，此報告結果僅對測試之樣品負責，同時此樣品僅保留90天。本報告未經本公司書面許可，不可部份複製。
This document is issued by the Company subject to its General Conditions of Service printed overleaf, available on request or accessible at www.sgs.com/terms_and_conditions.htm and for electronic format documents, subject to Terms and Conditions for Electronic Documents at www.sgs.com/terms_e-document.htm. Attention is drawn to the limitation of liability, indemnification and jurisdiction issues defined therein. Any holder of this document is advised that information contained hereon reflects the Company's findings at the time of its intervention only and within the limits of Client's instructions, if any. The Company's sole responsibility is to its Client and this document does not exonerate parties to a transaction from exercising all their rights and obligations under the transaction documents. This document cannot be reproduced except in full, without prior written approval of the Company. Any unauthorized alteration, forgery or falsification of the content or appearance of this document is unlawful and offenders may be prosecuted to the fullest extent of the law.

Ant 1 Antenna						
Band	Mode	Channel	Frequency (MHz)	Data Rate	Max. Rated Avg. Power + Max. Tolerance (dBm)	Average power (dBm)
5600 MHz	802.11a	100	5500	6Mbps	12.00	11.88
		116	5580		14.00	13.93
		140	5700		12.00	11.84
		144	5720		12.00	11.92
	802.11n20-HT0	100	5500	MCS0	12.00	11.91
		116	5580		14.00	13.91
		140	5700		12.00	11.83
		144	5720		12.00	11.88
	802.11ac20-VHT0	100	5500	MCS0	12.00	11.86
		116	5580		14.00	13.84
		140	5700		12.00	11.76
		144	5720		12.00	11.82
	802.11n40-HT0	102	5510	MCS0	12.00	11.85
		110	5550		14.00	13.84
		134	5670		12.00	11.87
		142	5710		12.00	11.80
	802.11ac40-VHT0	102	5510	MCS0	12.00	11.81
		110	5550		14.00	13.79
		134	5670		12.00	11.82
		142	5710		12.00	11.76
	802.11ac80-VHT0	106	5530	MCS0	12.00	11.84
		122	5610		14.00	13.83
		138	5690		12.00	11.82

Unless otherwise stated the results shown in this test report refer only to the sample(s) tested and such sample(s) are retained for 90 days only.
除非另有說明，此報告結果僅對測試之樣品負責，同時此樣品僅保留90天。本報告未經本公司書面許可，不可部份複製。
This document is issued by the Company subject to its General Conditions of Service printed overleaf, available on request or accessible at www.sgs.com/terms_and_conditions.htm and for electronic format documents, subject to Terms and Conditions for Electronic Documents at www.sgs.com/terms_e-document.htm. Attention is drawn to the limitation of liability, indemnification and jurisdiction issues defined therein. Any holder of this document is advised that information contained hereon reflects the Company's findings at the time of its intervention only and within the limits of Client's instructions, if any. The Company's sole responsibility is to its Client and this document does not exonerate parties to a transaction from exercising all their rights and obligations under the transaction documents. This document cannot be reproduced except in full, without prior written approval of the Company. Any unauthorized alteration, forgery or falsification of the content or appearance of this document is unlawful and offenders may be prosecuted to the fullest extent of the law.

Ant 1 Antenna						
Band	Mode	Channel	Frequency (MHz)	Data Rate	Max. Rated Avg. Power + Max. Tolerance (dBm)	Average power (dBm)
5800 MHz	802.11a	149	5745	6Mbps	12.00	11.91
		157	5785		14.00	13.87
		165	5825		12.00	11.88
	802.11n20-HT0	149	5745	MCS0	12.00	11.87
		157	5785		14.00	13.85
		165	5825		12.00	11.84
	802.11ac20-VHT0	149	5745	MCS0	12.00	11.81
		157	5785		14.00	13.80
		165	5825		12.00	11.83
	802.11n40-HT0	151	5755	MCS0	12.00	11.85
		159	5795		14.00	13.84
	802.11ac40-VHT0	151	5755	MCS0	12.00	11.80
		159	5795		14.00	13.77
	802.11ac80-VHT0	155	5775	MCS0	12.00	11.80

Unless otherwise stated the results shown in this test report refer only to the sample(s) tested and such sample(s) are retained for 90 days only.
除非另有說明，此報告結果僅對測試之樣品負責，同時此樣品僅保留90天。本報告未經本公司書面許可，不可部份複製。
This document is issued by the Company subject to its General Conditions of Service printed overleaf, available on request or accessible at www.sgs.com/terms_and_conditions.htm and for electronic format documents, subject to Terms and Conditions for Electronic Documents at www.sgs.com/terms_e-document.htm. Attention is drawn to the limitation of liability, indemnification and jurisdiction issues defined therein. Any holder of this document is advised that information contained hereon reflects the Company's findings at the time of its intervention only and within the limits of Client's instructions, if any. The Company's sole responsibility is to its Client and this document does not exonerate parties to a transaction from exercising all their rights and obligations under the transaction documents. This document cannot be reproduced except in full, without prior written approval of the Company. Any unauthorized alteration, forgery or falsification of the content or appearance of this document is unlawful and offenders may be prosecuted to the fullest extent of the law.

Bluetooth maximum power table:

Mode	Channel	Frequency (MHz)	Average Output Power (dBm)			Max. Rated Avg. Power + Max. Tolerance (dBm)
			1Mbps	2Mbps	3Mbps	
BR/EDR	CH 00	2402	12.83	10.14	10.18	13.2
	CH 39	2441	13.12	11.37	11.38	
	CH 78	2480	12.54	9.84	9.84	

Mode	Channel	Frequency (MHz)	Average Output Power (dBm)	Max. Rated Avg. Power + Max. Tolerance (dBm)
			GFSK	
LE	CH 00	2402	3.41	13.2
	CH 19	2442	5.27	
	CH 39	2480	3.91	

Unless otherwise stated the results shown in this test report refer only to the sample(s) tested and such sample(s) are retained for 90 days only.
除非另有說明，此報告結果僅對測試之樣品負責，同時此樣品僅保留90天。本報告未經本公司書面許可，不可部份複製。
This document is issued by the Company subject to its General Conditions of Service printed overleaf, available on request or accessible at www.sgs.com/terms_and_conditions.htm and for electronic format documents, subject to Terms and Conditions for Electronic Documents at www.sgs.com/terms_e-document.htm. Attention is drawn to the limitation of liability, indemnification and jurisdiction issues defined therein. Any holder of this document is advised that information contained hereon reflects the Company's findings at the time of its intervention only and within the limits of Client's instructions, if any. The Company's sole responsibility is to its Client and this document does not exonerate parties to a transaction from exercising all their rights and obligations under the transaction documents. This document cannot be reproduced except in full, without prior written approval of the Company. Any unauthorized alteration, forgery or falsification of the content or appearance of this document is unlawful and offenders may be prosecuted to the fullest extent of the law.

1.4 Test Environment

Ambient Temperature: 22±2° C
Tissue Simulating Liquid: 22±2° C

1.5 Operation Description

1. The EUT is controlled by using a Radio Communication Tester (MT8820C), and the communication between the EUT and the tester is established by air link.

2. Measurements are performed respectively on the lowest, middle and highest channels of the operating band(s). The EUT is set to maximum power level during all tests, and at the beginning of each test the battery is fully charged.

3. During the SAR testing, the DASY 5 system checks power drift by comparing the e-field strength of one specific location measured at the beginning with that measured at the end of the SAR testing.

4. SAR test reduction for GPRS mode is determined by the source-based time-averaged output power. The data mode with highest specified time-averaged output power should be tested for SAR compliance.

5. The 3G SAR test reduction procedure is applied to HSDPA with 12.2 kbps RMC as the primary mode. Since the maximum output power in a secondary mode (HSDPA) is ≤ ¼ dB higher than the primary mode (WCDMA), SAR measurement is not required for the secondary mode (HSDPA).

Sub-test	β_c	β_d	β_d (SF)	β_c/β_d	β_{HS} (1)(2)	CM (3) (dB)	MPR (3) (dB)
1	2/15	15/15	64	2/15	4/15	0.0	0.0
2	12/15 (4)	15/15 (4)	64	12/15 (4)	24/15	1.0	0.0
3	15/15	8/15	64	15/8	30/15	1.5	0.5
4	15/15	4/15	64	15/4	30/15	1.5	0.5

Note 1: Δ_{ACK}, Δ_{NACK} and Δ_{CQI} = 30/15 with β_{HS} = 30/15 * β_c.
Note 2: For the HS-DPCCH power mask requirement test in clause 5.2C, 5.7A, and the Error Vector Magnitude (EVM) with HS-DPCCH test in clause 5.13.1A, and HSDPA EVM with phase discontinuity in clause 5.13.1AA, Δ_{ACK} and Δ_{NACK} = 30/15 with β_{HS} = 30/15 * β_c, and Δ_{CQI} = 24/15 with β_{HS} = 24/15 * β_c.
Note 3: CM = 1 for β_c/β_d = 12/15, β_{HS}/β_c = 24/15. For all other combinations of DPDCH, DPCCH and HS-DPCCH the MPR is based on the relative CM difference. This is applicable for only UEs that support HSDPA in release 6 and later releases.
Note 4: For subtest 2 the β_c/β_d ratio of 12/15 for the TFC during the measurement period (TF1, TF0) is achieved by setting the signalled gain factors for the reference TFC (TF1, TF1) to β_c = 11/15 and β_d = 15/15.

6. The 3G SAR test reduction procedure is applied to HSPA (HSUPA/HSDPA with RMC) with 12.2 kbps RMC as the primary mode. Since the maximum output power in a secondary mode (HSPA) is ≤ ¼ dB higher than the primary mode (WCDMA), SAR measurement is not required for the secondary mode (HSPA).

Unless otherwise stated the results shown in this test report refer only to the sample(s) tested and such sample(s) are retained for 90 days only.
除非另有說明，此報告結果僅對測試之樣品負責，同時此樣品僅保留90天。本報告未經本公司書面許可，不可部份複製。
This document is issued by the Company subject to its General Conditions of Service printed overleaf, available on request or accessible at www.sgs.com/terms_and_conditions.htm and for electronic format documents, subject to Terms and Conditions for Electronic Documents at www.sgs.com/terms_e-document.htm. Attention is drawn to the limitation of liability, indemnification and jurisdiction issues defined therein. Any holder of this document is advised that information contained hereon reflects the Company's findings at the time of its intervention only and within the limits of Client's instructions, if any. The Company's sole responsibility is to its Client and this document does not exonerate parties to a transaction from exercising all their rights and obligations under the transaction documents. This document cannot be reproduced except in full, without prior written approval of the Company. Any unauthorized alteration, forgery or falsification of the content or appearance of this document is unlawful and offenders may be prosecuted to the fullest extent of the law.

Sub-test	β_c	β_d	β_d (SF)	β_c / β_d	β_{HS} (1)	β_{ec}	β_{ed} (4)(5)	β_{ed} (SF)	β_{ed} (Codes)	CM (2) (dB)	MPR (2)(6) (dB)	AG (5) Index	E-TFCI
1	11/15 (3)	15/15 (3)	64	11/15 (3)	22/15	209/225	1309/225	4	1	1.0	0.0	20	75
2	6/15	15/15	64	6/15	12/15	12/15	94/75	4	1	3.0	2.0	12	67
3	15/15	9/15	64	15/9	30/15	30/15	$\beta_{ed}1$: 47/15 $\beta_{ed}2$: 47/15	4 4	2	2.0	1.0	15	92
4	2/15	15/15	64	2/15	4/15	2/15	56/75	4	1	3.0	2.0	17	71
5	15/15	0	-	-	5/15	5/15	47/15	4	1	1.0	0.0	12	67

Note 1: For sub-test 1 to 4, Δ_{ACK}, Δ_{NACK} and Δ_{CQI} = 30/15 with β_{HS} = 30/15 * β_c. For sub-test 5, Δ_{ACK}, Δ_{NACK} and Δ_{CQI} = 5/15 with β_{HS} = 5/15 * β_c.
Note 2: CM = 1 for β_c/β_d = 12/15, β_{HS}/β_c = 24/15. For all other combinations of DPDCH, DPCCH, HS-DPCCH, E-DPDCH and E-DPCCH the MPR is based on the relative CM difference.
Note 3: For subtest 1 the β_c/β_d ratio of 11/15 for the TFC during the measurement period (TF1, TF0) is achieved by setting the signalled gain factors for the reference TFC (TF1, TF1) to β_c = 10/15 and β_d = 15/15.
Note 4: In case of testing by UE using E-DPDCH Physical Layer category 1, Sub-test 3 is omitted according to TS25.306 Table 5.1g.
Note 5: β_{ed} can not be set directly; it is set by Absolute Grant Value.
Note 6: For subtests 2, 3 and 4, UE may perform E-DPDCH power scaling at max power which could results in slightly smaller MPR values.

7. LTE modes test according to **KDB 941225D05v02r05.**

a. Per Section 5.2.1, the largest channel bandwidth and measure SAR for QPSK with 1 RB allocation.

- Using the RB offset and required test channel combination with the highest maximum output power for RB offsets at the upper edge, middle and lower edge of each required test channel.
- When the reported SAR is ≤ 0.8 W/kg, testing of the remaining RB offset configurations and required test channels is not required for 1 RB allocation; otherwise, SAR is required for the remaining required test channels and only for the RB offset configuration with the highest output power for that channel.
- When the reported SAR of a required test channel is > 1.45 W/kg, SAR is required for all three RB offset configurations for that required test channel.

b. Per Section 5.2.2, the largest channel bandwidth and measure SAR for QPSK with 50% RB allocation

- The procedures required for 1 RB allocation in 5.2.1 are applied to measure the SAR for QPSK with 50% RB allocation.

c. Per Section 5.2.3, the largest channel bandwidth and measure SAR for QPSK with 100% RB allocation

- For QPSK with 100% RB allocation, SAR is not required when the highest maximum output power for 100 % RB allocation is less than the highest maximum output power in 50% and 1 RB allocations and the highest reported SAR for 1 RB and 50% RB allocation in 5.2.1 and 5.2.2 are ≤ 0.8 W/kg.
- Otherwise, SAR is measured for the highest output power channel and if the reported SAR is > 1.45 W/kg, the remaining required test channels must also be tested.

d. Per Section 5.2.4, Higher order modulations

- For each modulation besides QPSK; e.g., 16-QAM, 64-QAM, apply the QPSK procedures in sections 5.2.1, 5.2.2 and 5.2.3 to determine the QAM configurations that may need SAR measurement. For each configuration identified as required for testing, SAR is required only when the highest maximum output power for the configuration in the higher order modulation is >

Unless otherwise stated the results shown in this test report refer only to the sample(s) tested and such sample(s) are retained for 90 days only.
除非另有說明，此報告結果僅對測試之樣品負責，同時此樣品僅保留90天。本報告未經本公司書面許可，不可部份複製。
This document is issued by the Company subject to its General Conditions of Service printed overleaf, available on request or accessible at www.sgs.com/terms_and_conditions.htm and for electronic format documents, subject to Terms and Conditions for Electronic Documents at www.sgs.com/terms_e-document.htm. Attention is drawn to the limitation of liability, indemnification and jurisdiction issues defined therein. Any holder of this document is advised that information contained hereon reflects the Company's findings at the time of its intervention only and within the limits of Client's instructions, if any. The Company's sole responsibility is to its Client and this document does not exonerate parties to a transaction from exercising all their rights and obligations under the transaction documents. This document cannot be reproduced except in full, without prior written approval of the Company. Any unauthorized alteration, forgery or falsification of the content or appearance of this document is unlawful and offenders may be prosecuted to the fullest extent of the law.

½ dB higher than the same configuration in QPSK or when the reported SAR for the QPSK configuration is > 1.45 W/kg.

e. Per Section 5.3, other channel bandwidth standalone SAR test requirements

- For the other channel bandwidths used by the device in a frequency band, apply all the procedures required for the largest channel bandwidth in section 5.2 to determine the channels and RB configurations that need SAR testing and only measure SAR when the highest maximum output power of a configuration requiring testing in the smaller channel bandwidth is > ½ dB higher than the equivalent channel configurations in the largest channel bandwidth configuration or the reported SAR of a configuration for the largest channel bandwidth is > 1.45 W/kg. The equivalent channel configuration for the RB allocation, RB offset and modulation etc. is determined for the smaller channel bandwidth according to the same number of RB allocated in the largest channel bandwidth.

WLAN

802.11b DSSS SAR Test Requirements:

8. SAR is measured for 2.4 GHz 802.11b DSSS mode using the highest measured maximum output power channel, when the reported SAR of the highest measured maximum output power channel for the exposure configuration is ≤ 0.8 W/kg, no further SAR testing is required for 802.11b DSSS in that exposure configuration.

9. When the reported SAR is > 0.8 W/kg, SAR is required for that exposure configuration using the next highest measured output power channel. When any reported SAR is > 1.2 W/kg, SAR is required for the third channel; i.e., all channels require testing.

802.11g/n OFDM SAR Test Exclusion Requirements:

10. SAR is not required for 802.11g/n since the highest reported SAR for DSSS is adjusted by the ratio of OFDM to DSSS specified maximum output power and the adjusted SAR is ≤ 1.2 W/kg.

Initial Test Configuration:

11. An initial test configuration is determined for OFDM transmission modes according to the channel bandwidth, modulation and data rate combination(s) with the highest maximum output power specified for production units in each standalone and aggregated frequency band.

12. SAR is measured using the highest measured maximum output power channel. When the reported SAR of the initial test configuration is > 0.8 W/kg, SAR measurement is required for the subsequent next highest measured output power

Unless otherwise stated the results shown in this test report refer only to the sample(s) tested and such sample(s) are retained for 90 days only.
除非另有說明，此報告結果僅對測試之樣品負責，同時此樣品僅保留90天。本報告未經本公司書面許可，不可部份複製。
This document is issued by the Company subject to its General Conditions of Service printed overleaf, available on request or accessible at www.sgs.com/terms_and_conditions.htm and for electronic format documents, subject to Terms and Conditions for Electronic Documents at www.sgs.com/terms_e-document.htm. Attention is drawn to the limitation of liability, indemnification and jurisdiction issues defined therein. Any holder of this document is advised that information contained hereon reflects the Company's findings at the time of its intervention only and within the limits of Client's instructions, if any. The Company's sole responsibility is to its Client and this document does not exonerate parties to a transaction from exercising all their rights and obligations under the transaction documents. This document cannot be reproduced except in full, without prior written approval of the Company. Any unauthorized alteration, forgery or falsification of the content or appearance of this document is unlawful and offenders may be prosecuted to the fullest extent of the law.

channel(s) in the initial test configuration until the reported SAR is ≤ 1.2 W/kg or all required channels are tested.

13. Since the highest reported SAR for the initial test configuration is adjusted by the ratio of the subsequent test configuration to initial test configuration specified maximum output power and the adjusted SAR is ≤ 1.2 W/kg, SAR is not required for subsequent test configuration.

14. BT and WLAN Ant 0 use the same antenna path and Bluetooth may transmit with WLAN Ant 1 simultaneously.

15. According to KDB447498D01v06, testing of other required channels is not required when the reported 1-g SAR for the highest output channel is ≤ 0.8 W/kg, when the transmission band is ≤ 100MHz.

16. According to **KDB865664D01v01r04**, SAR measurement variability must be assessed for each frequency band. When the original highest measured SAR is ≥ 0.8 W/kg, repeated that measurement once. Perform a second repeated measurement only if the ratio of largest to smallest SAR for the original and first repeated measurements is > 1.20 or when the original or repeated measurement is ≥ 1.45 W/kg (~ 10% from the 1-g SAR limit)

17. For 2.4/5GHz WLAN Ant 0 and Ant 1 antennas, the maximum output power of each antenna during simultaneous transmission is the same with or less than that used in standalone transmission, and we used the sum of 1-g SAR provision in KDB447498D01 to exclude the simultaneous transmitted SAR measurement.

Unless otherwise stated the results shown in this test report refer only to the sample(s) tested and such sample(s) are retained for 90 days only.
除非另有說明，此報告結果僅對測試之樣品負責，同時此樣品僅保留90天。本報告未經本公司書面許可，不可部份複製。
This document is issued by the Company subject to its General Conditions of Service printed overleaf, available on request or accessible at www.sgs.com/terms_and_conditions.htm and for electronic format documents, subject to Terms and Conditions for Electronic Documents at www.sgs.com/terms_e-document.htm. Attention is drawn to the limitation of liability, indemnification and jurisdiction issues defined therein. Any holder of this document is advised that information contained hereon reflects the Company's findings at the time of its intervention only and within the limits of Client's instructions, if any. The Company's sole responsibility is to its Client and this document does not exonerate parties to a transaction from exercising all their rights and obligations under the transaction documents. This document cannot be reproduced except in full, without prior written approval of the Company. Any unauthorized alteration, forgery or falsification of the content or appearance of this document is unlawful and offenders may be prosecuted to the fullest extent of the law.

1.6 Positioning Procedure

Head SAR measurement statement

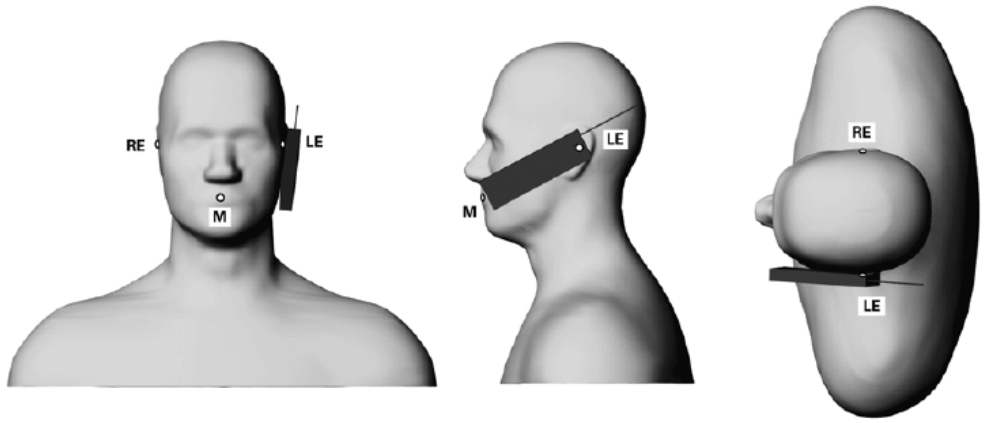

Phone position 1, “cheek” or “touch” position. The reference points for the right ear (RE), left ear (LE) and mouth (M), which define the reference plane for phone positioning.

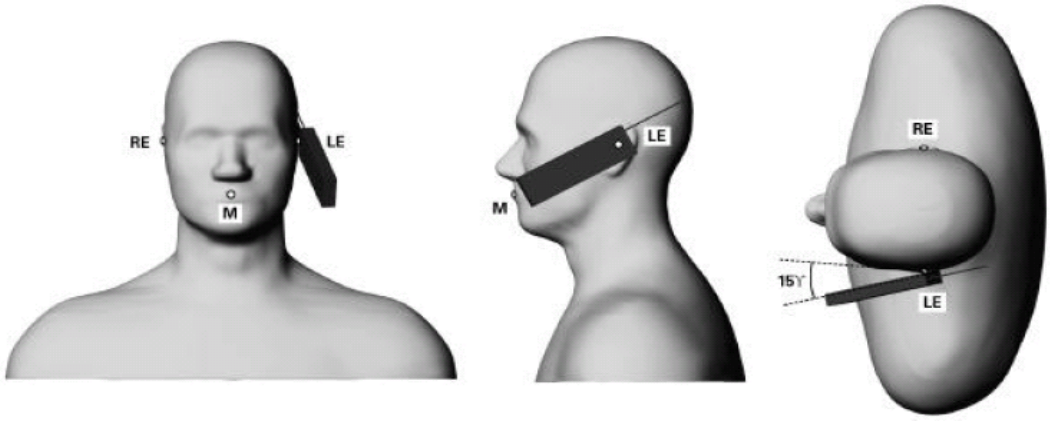

Phone position 2, “tilted position.” The reference points for the right ear (RE), left ear (LE) and mouth (M), which define the reference plane for phone positioning.

Cheek/Touch Position:
The handset was brought toward the mouth of the head phantom by pivoting against the ear reference point until any point of the mouthpiece or keypad touched the phantom.
Ear/Tilt Position:
With the phone aligned in the Cheek/Touch position, the handset was tilted away from the mouth with respect to the test device reference point by 15 degrees.

Unless otherwise stated the results shown in this test report refer only to the sample(s) tested and such sample(s) are retained for 90 days only.
除非另有說明，此報告結果僅對測試之樣品負責，同時此樣品僅保留90天。本報告未經本公司書面許可，不可部份複製。
This document is issued by the Company subject to its General Conditions of Service printed overleaf, available on request or accessible at www.sgs.com/terms_and_conditions.htm and for electronic format documents, subject to Terms and Conditions for Electronic Documents at www.sgs.com/terms_e-document.htm. Attention is drawn to the limitation of liability, indemnification and jurisdiction issues defined therein. Any holder of this document is advised that information contained hereon reflects the Company’s findings at the time of its intervention only and within the limits of Client’s instructions, if any. The Company’s sole responsibility is to its Client and this document does not exonerate parties to a transaction from exercising all their rights and obligations under the transaction documents. This document cannot be reproduced except in full, without prior written approval of the Company. Any unauthorized alteration, forgery or falsification of the content or appearance of this document is unlawful and offenders may be prosecuted to the fullest extent of the law.

Body SAR measurement statement

1. Body-worn exposure: 10mm
   Body-worn accessory exposure is typically related to voice mode operations when handsets are carried in body-worn accessories. The body-worn accessory procedures in KDB Publication 447498 D01 should be used to test for body-worn accessory SAR compliance, without a headset connected to it. When the same wireless transmission configuration is used for testing body-worn accessory and hotspot mode SAR, respectively, in voice and data mode, SAR results for the most conservative test separation distance configuration may be used to support both SAR conditions. When the reported SAR for a body-worn accessory, measured without a headset connected to the handset, is > 1.2 W/kg, the highest reported SAR configuration for that wireless mode and frequency band should be repeated for the body-worn accessory with a headset attached to the handset.

2. Hotspot exposure: 10mm
   A test separation distance of 10 mm is required between the phantom and all surfaces and edges with a transmitting antenna located within 25 mm from that surface or edge when the form factor of a handset is larger than 9 cm × 5 cm.

3. Phablet SAR test consideration
   Since the device is a phablet (overall diagonal dimension > 16.0 cm), the UMPC mini-tablet procedures must also be applied to test the SAR of all surfaces and edges with an antenna located at ≤ 25 mm from that surface or edge, in direct contact with a flat phantom, for product specific 10-g SAR. When hotspot mode applies, product specific 10-g SAR is required only for the surfaces and edges with hotspot mode 1-g reported SAR > 1.2 W/kg. Since the highest reported hotspot SAR for WWAN/WLAN 2.4GHz is less than 1.2, 10-g extremity SAR is not required for them. For WLAN 5.3G/5.6G, product specific 10g-SAR is required since hotspot function is not supported in them.

4. Based on KDB941225D06v02r01, the hotspot mode and body-worn accessory SAR test configurations may overlap for handsets. When the same wireless mode transmission configurations for voice and data are required for SAR measurements, the more conservative configuration with a smaller separation distance should be tested for the overlapping SAR configurations. For WCDMA /LTE/WLAN, since the maximum power is the same between body-worn and hotspot mode, and the test distance of hotspot mode is the same with that of body-worn mode, hotspot mode SAR is used to support body-worn SAR. For GSM850/1900, since the wireless mode transmission configurations is different between body-worn and hotspot mode, body-worn SAR is performed.

Unless otherwise stated the results shown in this test report refer only to the sample(s) tested and such sample(s) are retained for 90 days only.
除非另有說明，此報告結果僅對測試之樣品負責，同時此樣品僅保留90天。本報告未經本公司書面許可，不可部份複製。
This document is issued by the Company subject to its General Conditions of Service printed overleaf, available on request or accessible at www.sgs.com/terms_and_conditions.htm and for electronic format documents, subject to Terms and Conditions for Electronic Documents at www.sgs.com/terms_e-document.htm. Attention is drawn to the limitation of liability, indemnification and jurisdiction issues defined therein. Any holder of this document is advised that information contained hereon reflects the Company's findings at the time of its intervention only and within the limits of Client's instructions, if any. The Company's sole responsibility is to its Client and this document does not exonerate parties to a transaction from exercising all their rights and obligations under the transaction documents. This document cannot be reproduced except in full, without prior written approval of the Company. Any unauthorized alteration, forgery or falsification of the content or appearance of this document is unlawful and offenders may be prosecuted to the fullest extent of the law.

1.7 Evaluation Procedures

The entire evaluation of the spatial peak values is performed within the Post-processing engine (SEMCAD). The system always gives the maximum values for the 1 g and 10 g cubes. The algorithm to find the cube with highest averaged SAR is divided into the following stages:

1. The extraction of the measured data (grid and values) from the Zoom Scan.
2. The calculation of the SAR value at every measurement point based on all stored data (A/D values and measurement parameters).
3. The generation of a high-resolution mesh within the measured volume.
4. The interpolation of all measured values from the measurement grid to the high-resolution grid.
5. The extrapolation of the entire 3-D field distribution to the phantom surface over the distance from sensor to surface.
6. The calculation of the averaged SAR within masses of 1g and 10g.

The probe is calibrated at the center of the dipole sensors that is located 1 to 2.7mm away from the probe tip. During measurements, the probe stops shortly above the phantom surface, depending on the probe and the surface detecting system. Both distances are included as parameters in the probe configuration file. The software always knows exactly how far away the measured point is from the surface. As the probe cannot directly measure at the surface, the values between the deepest measured point and the surface must be extrapolated. The angle between the probe axis and the surface normal line is less than 30 degree.

In the Area Scan, the gradient of the interpolation function is evaluated to find all the extreme of the SAR distribution. The uncertainty on the locations of the extreme is less than 1/20 of the grid size. Only local maximum within –2 dB of the global maximum are searched and passed for the Cube Scan measurement. In the Cube Scan, the interpolation function is used to extrapolate the Peak SAR from the lowest measurement points to the inner phantom surface (the extrapolation distance). The uncertainty increases with the extrapolation distance. To keep the uncertainty within 1% for the 1 g and 10 g cubes, the extrapolation distance should not be larger than 5mm.

The maximum search is automatically performed after each area scan measurement. It is based on splines in two or three dimensions. The procedure can find the maximum for most SAR distributions even with relatively large grid spacing. After the area scanning measurement, the probe is automatically moved to a position at the interpolated maximum. The following scan can directly use this position for reference, e.g., for a finer resolution grid or the cube evaluations. The 1g and 10g peak evaluations are only available for the predefined cube 7x7x7 scans.

The routines are verified and optimized for the grid dimensions used in these cube measurements. The measured volume of 30x30x30mm contains about 30g of tissue. The first procedure is an extrapolation (incl. Boundary correction) to get the points between the lowest measured plane and the surface. The next step uses 3D interpolation to get all points within the measured volume. In the last step, a 1g cube is placed numerically into the volume and its averaged SAR is calculated. This cube is

Unless otherwise stated the results shown in this test report refer only to the sample(s) tested and such sample(s) are retained for 90 days only.
除非另有說明，此報告結果僅對測試之樣品負責，同時此樣品僅保留90天。本報告未經本公司書面許可，不可部份複製。
This document is issued by the Company subject to its General Conditions of Service printed overleaf, available on request or accessible at www.sgs.com/terms_and_conditions.htm and for electronic format documents, subject to Terms and Conditions for Electronic Documents at www.sgs.com/terms_e-document.htm. Attention is drawn to the limitation of liability, indemnification and jurisdiction issues defined therein. Any holder of this document is advised that information contained hereon reflects the Company's findings at the time of its intervention only and within the limits of Client's instructions, if any. The Company's sole responsibility is to its Client and this document does not exonerate parties to a transaction from exercising all their rights and obligations under the transaction documents. This document cannot be reproduced except in full, without prior written approval of the Company. Any unauthorized alteration, forgery or falsification of the content or appearance of this document is unlawful and offenders may be prosecuted to the fullest extent of the law.

the moved around until the highest averaged SAR is found.
If the highest SAR is found at the edge of the measured volume, the system will issue a warning: higher SAR values might be found outside of the measured volume. In that case the cube measurement can be repeated, using the new interpolated maximum as the center.

Unless otherwise stated the results shown in this test report refer only to the sample(s) tested and such sample(s) are retained for 90 days only.
除非另有說明，此報告結果僅對測試之樣品負責，同時此樣品僅保留90天。本報告未經本公司書面許可，不可部份複製。
This document is issued by the Company subject to its General Conditions of Service printed overleaf, available on request or accessible at www.sgs.com/terms_and_conditions.htm and for electronic format documents, subject to Terms and Conditions for Electronic Documents at www.sgs.com/terms_e-document.htm. Attention is drawn to the limitation of liability, indemnification and jurisdiction issues defined therein. Any holder of this document is advised that information contained hereon reflects the Company's findings at the time of its intervention only and within the limits of Client's instructions, if any. The Company's sole responsibility is to its Client and this document does not exonerate parties to a transaction from exercising all their rights and obligations under the transaction documents. This document cannot be reproduced except in full, without prior written approval of the Company. Any unauthorized alteration, forgery or falsification of the content or appearance of this document is unlawful and offenders may be prosecuted to the fullest extent of the law.
SGS Taiwan Ltd. 台灣檢驗科技股份有限公司
No.134,Wu Kung Road, New Taipei Industrial Park, Wuku District, New Taipei City, Taiwan 24803/新北市五股區新北產業園區五工路 134 號
t (886-2) 2299-3279 f (886-2) 2298-0488 www.tw.sgs.com
Member of SGS Group

1.8 Probe Calibration Procedures

For the calibration of E-field probes in lossy liquids, an electric field with an accurately known field strength must be produced within the measured liquid. For standardization purposes it would be desirable if all measurements which are necessary to assess the correct field strength would be traceable to standardized measurement procedures. In the following two different calibration techniques are summarized:

1.8.1 Transfer Calibration with Temperature Probes

In lossy liquids the specific absorption rate (SAR) is related both to the electric field (E) and the temperature gradient ($\delta T / \delta t$) in the liquid.

$$SAR = C\frac{\delta T}{\delta t},$$

Whereby σ is the conductivity, ρ the density and c the heat capacity of the liquid.

Hence, the electric field in lossy liquid can be measured indirectly by measuring the temperature gradient in the liquid. Non-disturbing temperature probes (optical probes or thermistor probes with resistive lines) with high spatial resolution (<1-2 mm) and fast reaction time (<1 s) are available and can be easily calibrated with high precision [1]. The setup and the exciting source have no influence on the calibration; only the relative positioning uncertainties of the standard temperature probe and the E-field probe to be calibrated must be considered. However, several problems limit the available accuracy of probe calibrations with temperature probes:

1. The temperature gradient is not directly measurable but must be evaluated from temperature measurements at different time steps. Special precaution is necessary to avoid measurement errors caused by temperature gradients due to energy equalizing effects or convection currents in the liquid. Such effects cannot be completely avoided, as the measured field itself destroys the thermal equilibrium in the liquid. With a careful setup these errors can be kept

Unless otherwise stated the results shown in this test report refer only to the sample(s) tested and such sample(s) are retained for 90 days only.
除非另有說明，此報告結果僅對測試之樣品負責，同時此樣品僅保留90天。本報告未經本公司書面許可，不可部份複製。
This document is issued by the Company subject to its General Conditions of Service printed overleaf, available on request or accessible at www.sgs.com/terms_and_conditions.htm and for electronic format documents, subject to Terms and Conditions for Electronic Documents at www.sgs.com/terms_e-document.htm. Attention is drawn to the limitation of liability, indemnification and jurisdiction issues defined therein. Any holder of this document is advised that information contained hereon reflects the Company's findings at the time of its intervention only and within the limits of Client's instructions, if any. The Company's sole responsibility is to its Client and this document does not exonerate parties to a transaction from exercising all their rights and obligations under the transaction documents. This document cannot be reproduced except in full, without prior written approval of the Company. Any unauthorized alteration, forgery or falsification of the content or appearance of this document is unlawful and offenders may be prosecuted to the fullest extent of the law.

small.

2. The measured volume around the temperature probe is not well defined. It is difficult to calculate the energy transfer from a surrounding gradient temperature field into the probe. These effects must be considered, since temperature probes are calibrated in liquid with homogeneous temperatures. There is no traceable standard for temperature rise measurements.
3. The calibration depends on the assessment of the specific density, the heat capacity and the conductivity of the medium. While the specific density and heat capacity can be measured accurately with standardized procedures (~ 2% for c; much better for ρ), there is no standard for the measurement of the conductivity. Depending on the method and liquid, the error can well exceed ±5%.
4. Temperature rise measurements are not very sensitive and therefore are often performed at a higher power level than the E-field measurements. The nonlinearities in the system (e.g., power measurements, different components, etc.) must be considered.

Considering these problems, the possible accuracy of the calibration of E-field probes with temperature gradient measurements in a carefully designed setup is about ±10% (RSS) [2]. Recently, a setup which is a combination of the waveguide techniques and the thermal measurements was presented in [3]. The estimated uncertainty of the setup is ±5% (RSS) when the same liquid is used for the calibration and for actual measurements and ±7-9% (RSS) when not, which is in good agreement with the estimates given in [2].

Unless otherwise stated the results shown in this test report refer only to the sample(s) tested and such sample(s) are retained for 90 days only.
除非另有說明，此報告結果僅對測試之樣品負責，同時此樣品僅保留90天。本報告未經本公司書面許可，不可部份複製。
This document is issued by the Company subject to its General Conditions of Service printed overleaf, available on request or accessible at www.sgs.com/terms_and_conditions.htm and for electronic format documents, subject to Terms and Conditions for Electronic Documents at www.sgs.com/terms_e-document.htm. Attention is drawn to the limitation of liability, indemnification and jurisdiction issues defined therein. Any holder of this document is advised that information contained hereon reflects the Company's findings at the time of its intervention only and within the limits of Client's instructions, if any. The Company's sole responsibility is to its Client and this document does not exonerate parties to a transaction from exercising all their rights and obligations under the transaction documents. This document cannot be reproduced except in full, without prior written approval of the Company. Any unauthorized alteration, forgery or falsification of the content or appearance of this document is unlawful and offenders may be prosecuted to the fullest extent of the law.

1.8.2 Calibration with Analytical Fields

In this method a technical setup is used in which the field can be calculated analytically from measurements of other physical magnitudes (e.g., input power). This corresponds to the standard field method for probe calibration in air; however, there is no standard defined for fields in lossy liquids.

When using calculated fields in lossy liquids for probe calibration, several points must be considered in the assessment of the uncertainty:

1. The setup must enable accurate determination of the incident power.
2. The accuracy of the calculated field strength will depend on the assessment of the dielectric parameters of the liquid.
3. Due to the small wavelength in liquids with high permittivity, even small setups might be above the resonant cutoff frequencies. The field distribution in the setup must be carefully checked for conformity with the theoretical field distribution.

References

(1) N. Kuster, Q. Balzano, and J.C. Lin, Eds., *Mobile Communications Safety*, Chapman & Hall, London, 1997.

(2) K. Meier, M. Burkhardt, T. Schmid, and N. Kuster, \Broadband calibration of E-field probes in lossy media", *IEEE Transactions on Microwave Theory and Techniques*, vol. 44, no. 10, pp. 1954{1962, Oct. 1996.

(3) K. Jokela, P. Hyysalo, and L. Puranen, \Calibration of specific absorption rate (SAR) probes in waveguide at 900 MHz", *IEEE Transactions on Instrumentation and Measurements*, vol. 47, no. 2, pp. 432{438, Apr. 1998.

Unless otherwise stated the results shown in this test report refer only to the sample(s) tested and such sample(s) are retained for 90 days only.
除非另有說明，此報告結果僅對測試之樣品負責，同時此樣品僅保留90天。本報告未經本公司書面許可，不可部份複製。
This document is issued by the Company subject to its General Conditions of Service printed overleaf, available on request or accessible at www.sgs.com/terms_and_conditions.htm and for electronic format documents, subject to Terms and Conditions for Electronic Documents at www.sgs.com/terms_e-document.htm. Attention is drawn to the limitation of liability, indemnification and jurisdiction issues defined therein. Any holder of this document is advised that information contained hereon reflects the Company's findings at the time of its intervention only and within the limits of Client's instructions, if any. The Company's sole responsibility is to its Client and this document does not exonerate parties to a transaction from exercising all their rights and obligations under the transaction documents. This document cannot be reproduced except in full, without prior written approval of the Company. Any unauthorized alteration, forgery or falsification of the content or appearance of this document is unlawful and offenders may be prosecuted to the fullest extent of the law.

1.9 The SAR Measurement System

A block diagram of the SAR measurement system is given in Fig. a. This SAR measurement system uses a Computer-controlled 3-D stepper motor system (SPEAG DASY 5 professional system). Model EX3DV4 field probes are used to determine the internal electric fields. The SAR can be obtained from the equation SAR= σ (|Ei|2)/ ρ where σ and ρ are the conductivity and mass density of the tissue-simulant.

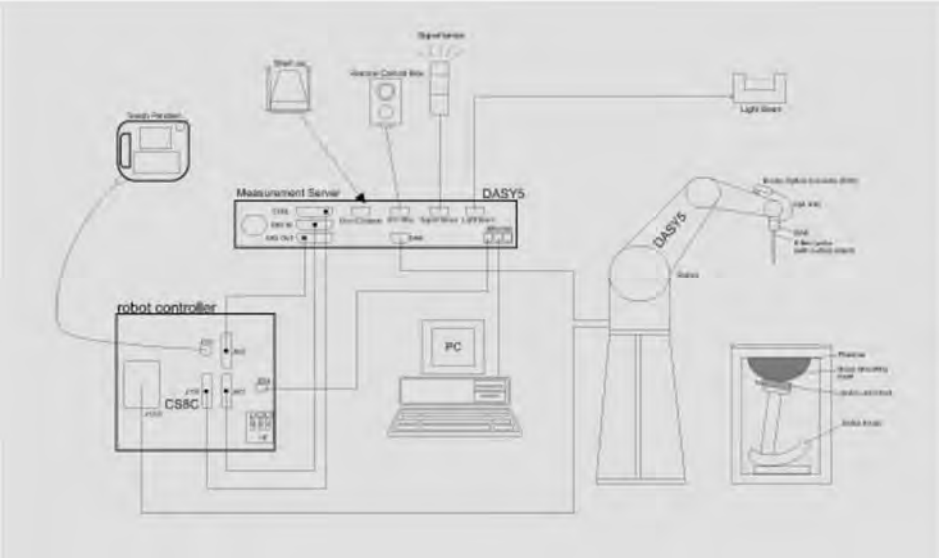

Fig. a A block diagram of the SAR measurement system

Unless otherwise stated the results shown in this test report refer only to the sample(s) tested and such sample(s) are retained for 90 days only.
除非另有說明，此報告結果僅對測試之樣品負責，同時此樣品僅保留90天。本報告未經本公司書面許可，不可部份複製。
This document is issued by the Company subject to its General Conditions of Service printed overleaf, available on request or accessible at www.sgs.com/terms_and_conditions.htm and for electronic format documents, subject to Terms and Conditions for Electronic Documents at www.sgs.com/terms_e-document.htm. Attention is drawn to the limitation of liability, indemnification and jurisdiction issues defined therein. Any holder of this document is advised that information contained hereon reflects the Company's findings at the time of its intervention only and within the limits of Client's instructions, if any. The Company's sole responsibility is to its Client and this document does not exonerate parties to a transaction from exercising all their rights and obligations under the transaction documents. This document cannot be reproduced except in full, without prior written approval of the Company. Any unauthorized alteration, forgery or falsification of the content or appearance of this document is unlawful and offenders may be prosecuted to the fullest extent of the law.

The DASY 5 system for performing compliance tests consists of the following items:

1. A standard high precision 6-axis robot (Staubli RX family) with controller, teach pendant and software. An arm extension is for accommodating the data acquisition electronics (DAE).
2. A dosimetric probe, i.e., an isotropic E-field probe optimized and calibrated for usage in tissue simulating liquid. The probe is equipped with an optical surface detector system.
3. Data acquisition electronics (DAE) which performs the signal amplification, signal multiplexing, AD-conversion, offset measurements, mechanical surface detection, collision detection, etc. The unit is battery powered with standard or rechargeable batteries. The signal is optically transmitted to the EOC.
4. The Electro-optical converter (EOC) performs the conversion between optical and electrical of the signals for the digital communication to the DAE and for the analog signal from the optical surface detection. The EOC is connected to the measurement server.
5. The function of the measurement server is to perform the time critical tasks such as signal filtering, control of the robot operation and fast movement interrupts.
6. A probe alignment unit which improves the (absolute) accuracy of the probe positioning.
7. A computer operating Windows7
8. DASY 5 software.
9. Remote control with teach pendant and additional circuitry for robot safety such as warning lamps, etc.
10. The SAM twin phantom enabling testing left-hand and right-hand usage.
11. The device holder for handheld mobile phones.
12. Tissue simulating liquid mixed according to the given recipes.
13. Validation dipole kits allowing to validate the proper functioning of the system.

Unless otherwise stated the results shown in this test report refer only to the sample(s) tested and such sample(s) are retained for 90 days only.
除非另有說明，此報告結果僅對測試之樣品負責，同時此樣品僅保留90天。本報告未經本公司書面許可，不可部份複製。
This document is issued by the Company subject to its General Conditions of Service printed overleaf, available on request or accessible at www.sgs.com/terms_and_conditions.htm and for electronic format documents, subject to Terms and Conditions for Electronic Documents at www.sgs.com/terms_e-document.htm. Attention is drawn to the limitation of liability, indemnification and jurisdiction issues defined therein. Any holder of this document is advised that information contained hereon reflects the Company's findings at the time of its intervention only and within the limits of Client's instructions, if any. The Company's sole responsibility is to its Client and this document does not exonerate parties to a transaction from exercising all their rights and obligations under the transaction documents. This document cannot be reproduced except in full, without prior written approval of the Company. Any unauthorized alteration, forgery or falsification of the content or appearance of this document is unlawful and offenders may be prosecuted to the fullest extent of the law.

1.10 System Components

EX3DV4 E-Field Probe

Construction	Symmetrical design with triangular core Built-in shielding against static charges PEEK enclosure material (resistant to organic solvents, e.g., DGBE)	
Calibration	Basic Broad Band Calibration in air Conversion Factors (CF) for HSL750/835/1750/1900/2450/2600/5200/5300/5600 5800 MHz Additional CF for other liquids and frequencies upon request	
Frequency	10 MHz to > 6 GHz, Linearity: ± 0.6 dB	
Directivity	± 0.3 dB in HSL (rotation around probe axis) ± 0.5 dB in tissue material (rotation normal to probe axis)	
Dynamic Range	10 µW/g to > 100 mW/g Linearity: ± 0.2 dB (noise: typically < 1 µW/g)	
Dimensions	Tip diameter: 2.5 mm	
Application	High precision dosimetric measurements in any exposure scenario (e.g., very strong gradient fields). Only probe which enables compliance testing for frequencies up to 6 GHz with precision of better 30%.	

Unless otherwise stated the results shown in this test report refer only to the sample(s) tested and such sample(s) are retained for 90 days only.
除非另有說明，此報告結果僅對測試之樣品負責，同時此樣品僅保留90天。本報告未經本公司書面許可，不可部份複製。
This document is issued by the Company subject to its General Conditions of Service printed overleaf, available on request or accessible at www.sgs.com/terms_and_conditions.htm and for electronic format documents, subject to Terms and Conditions for Electronic Documents at www.sgs.com/terms_e-document.htm. Attention is drawn to the limitation of liability, indemnification and jurisdiction issues defined therein. Any holder of this document is advised that information contained hereon reflects the Company's findings at the time of its intervention only and within the limits of Client's instructions, if any. The Company's sole responsibility is to its Client and this document does not exonerate parties to a transaction from exercising all their rights and obligations under the transaction documents. This document cannot be reproduced except in full, without prior written approval of the Company. Any unauthorized alteration, forgery or falsification of the content or appearance of this document is unlawful and offenders may be prosecuted to the fullest extent of the law.

Phantom

Model	Twin SAM	
Construction	The shell corresponds to the specifications of the Specific Anthropomorphic Mannequin (SAM) phantom defined in IEEE 1528 and IEC 62209. It enables the dosimetric evaluation of left and right hand phone usage as well as body mounted usage at the flat phantom region. A cover prevents evaporation of the liquid. Reference markings on the phantom allow the complete setup of all predefined phantom positions and measurement grids by manually teaching three points with the robot.	
Shell Thickness	2 ± 0.2 mm	
Filling Volume	Approx. 25 liters	
Dimensions	Height: 850 mm; Length: 1000 mm; Width: 500 mm	

DEVICE HOLDER

Construction	In combination with the Twin SAM Phantom V4.0/V4.0C or Twin SAM, the Mounting Device (made from POM) enables the rotation of the mounted transmitter in spherical coordinates, whereby the rotation point is the ear opening. The devices can be easily and accurately positioned according to IEC, IEEE, CENELEC, FCC or other specifications. The device holder can be locked at different phantom locations (left head, right head, flat phantom).	 Device Holder

Unless otherwise stated the results shown in this test report refer only to the sample(s) tested and such sample(s) are retained for 90 days only.
除非另有說明，此報告結果僅對測試之樣品負責，同時此樣品僅保留90天。本報告未經本公司書面許可，不可部份複製。
This document is issued by the Company subject to its General Conditions of Service printed overleaf, available on request or accessible at www.sgs.com/terms_and_conditions.htm and for electronic format documents, subject to Terms and Conditions for Electronic Documents at www.sgs.com/terms_e-document.htm. Attention is drawn to the limitation of liability, indemnification and jurisdiction issues defined therein. Any holder of this document is advised that information contained hereon reflects the Company's findings at the time of its intervention only and within the limits of Client's instructions, if any. The Company's sole responsibility is to its Client and this document does not exonerate parties to a transaction from exercising all their rights and obligations under the transaction documents. This document cannot be reproduced except in full, without prior written approval of the Company. Any unauthorized alteration, forgery or falsification of the content or appearance of this document is unlawful and offenders may be prosecuted to the fullest extent of the law.

1.11 SAR System Verification

The microwave circuit arrangement for system verification is sketched in Fig. b. The daily system accuracy verification occurs within the flat section of the SAM phantom. A SAR measurement was performed to see if the measured SAR was within +/- 10% (according to KDB865664D01) from the target SAR values.
These tests were done at 750/835/1750/1900/2450/2600/5200/5300/5600/5800 MHz. The tests were conducted on the same days as the measurement of the DUT. The obtained results from the system accuracy verification are displayed in the table 1. During the tests, the liquid depth above the ear reference points was above 15 cm (≤3G) or 10 cm (>3G) in all the cases. It is seen that the system is operating within its specification, as the results are within acceptable tolerance of the reference values.

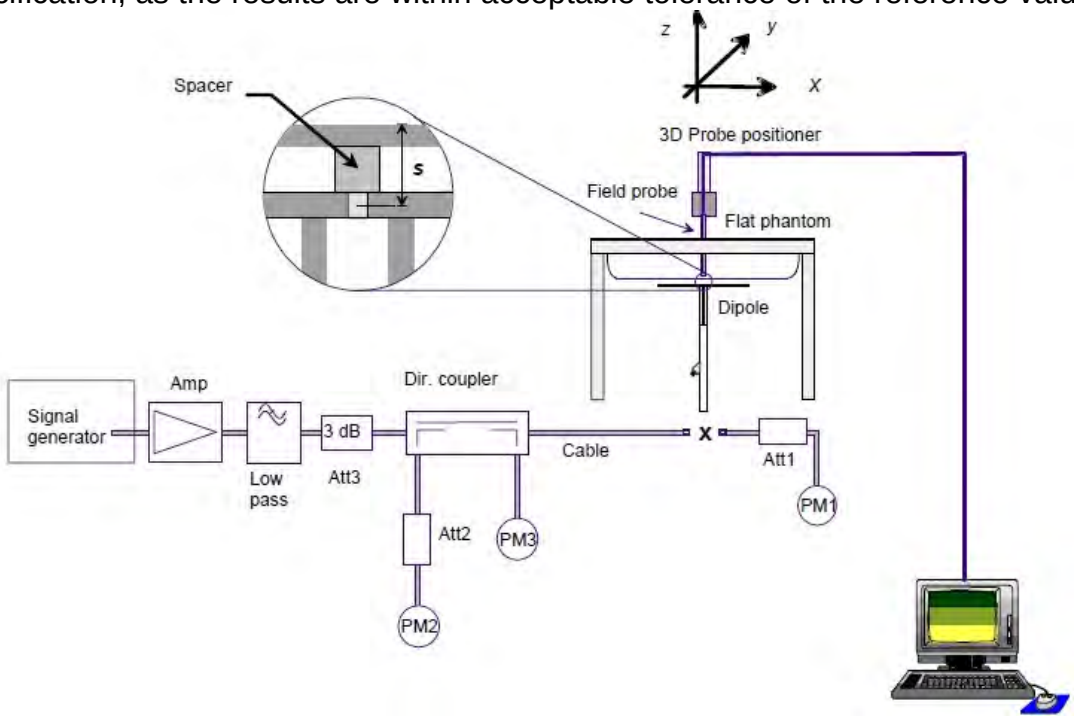

Fig. b The block diagram of system verification

Unless otherwise stated the results shown in this test report refer only to the sample(s) tested and such sample(s) are retained for 90 days only.
除非另有說明，此報告結果僅對測試之樣品負責，同時此樣品僅保留90天。本報告未經本公司書面許可，不可部份複製。
This document is issued by the Company subject to its General Conditions of Service printed overleaf, available on request or accessible at www.sgs.com/terms_and_conditions.htm and for electronic format documents, subject to Terms and Conditions for Electronic Documents at www.sgs.com/terms_e-document.htm. Attention is drawn to the limitation of liability, indemnification and jurisdiction issues defined therein. Any holder of this document is advised that information contained hereon reflects the Company's findings at the time of its intervention only and within the limits of Client's instructions, if any. The Company's sole responsibility is to its Client and this document does not exonerate parties to a transaction from exercising all their rights and obligations under the transaction documents. This document cannot be reproduced except in full, without prior written approval of the Company. Any unauthorized alteration, forgery or falsification of the content or appearance of this document is unlawful and offenders may be prosecuted to the fullest extent of the law.

Validation Kit	S/N	Frequency (MHz)		1W Target SAR-1g (mW/g)	pin=250mW Measured SAR-1g (mW/g)	Measured SAR-1g normalized to 1W (mW/g)	Deviation (%)	Measured Date
D750V3	1015	750	Head	8.6	2.14	8.56	-0.47%	Nov, 15, 2019
	1078		Body	8.64	2.15	8.60	-0.46%	Nov, 16, 2019
D835V2	4d063	835	Head	9.57	2.43	9.72	1.57%	Nov, 17, 2019
	4d092		Body	9.57	2.41	9.64	0.73%	Nov, 17, 2019
D1750V2	1008	1750	Head	36.8	9.16	36.64	-0.43%	Nov, 18, 2019
	1023		Body	37.5	9.17	36.68	-2.19%	Nov, 18, 2019
D1900V2	5d173	1900	Head	40.2	9.87	39.48	-1.79%	Nov, 19, 2019
	5d142		Body	39.8	9.81	39.24	-1.41%	Nov, 19, 2019
D2450V2	727	2450	Head	53	13.80	55.20	4.15%	Nov, 18, 2019
	869		Body	51.8	13.40	53.60	3.47%	Nov, 20, 2019
D2600V2	1005	2600	Head	55.3	14.30	57.20	3.44%	Nov, 18, 2019
	1058		Body	56	14.10	56.40	0.71%	Nov, 21, 2019
Validation Kit	S/N	Frequency (MHz)		1W Target SAR-1g (mW/g)	pin=100mW Measured SAR-1g (mW/g)	Measured SAR-1g normalized to 1W (mW/g)	Deviation (%)	Measured Date
D5GHzV2	1023	5200	Head	79.2	7.87	78.70	-0.63%	Nov, 19, 2019
	1040		Body	75.2	7.33	73.30	-2.53%	Nov, 20, 2019
	1023	5300	Head	82.6	8.23	82.30	-0.36%	Nov, 19, 2019
	1040		Body	76.4	7.36	73.60	-3.66%	Nov, 20, 2019
	1023	5600	Head	85.7	8.58	85.80	0.12%	Nov, 19, 2019
	1040		Body	81.5	7.89	78.90	-3.19%	Nov, 21, 2019
	1023	5800	Head	80.4	8.04	80.40	0.00%	Nov, 19, 2019
	1040		Body	77.3	7.41	74.10	-4.14%	Nov, 21, 2019

Validation Kit	S/N	Frequency (MHz)		1W Target SAR-10g (mW/g)	pin=250mW Measured SAR-10g (mW/g)	Measured SAR-10g normalized to 1W (mW/g)	Deviation (%)	Measured Date
D2450V2	869	2450	Body	24.5	6.23	24.92	1.71%	Nov, 20, 2019
Validation Kit	S/N	Frequency (MHz)		1W Target SAR-10g (mW/g)	pin=100mW Measured SAR-10g (mW/g)	Measured SAR-10g normalized to 1W (mW/g)	Deviation (%)	Measured Date
D5GHzV2	1040	5200	Body	20.9	2.06	20.60	-1.44%	Nov, 20, 2019
		5300	Body	21.4	2.07	20.70	-3.27%	Nov, 20, 2019
		5600	Body	22.7	2.21	22.10	-2.64%	Nov, 21, 2019
		5800	Body	21.3	2.05	20.50	-3.76%	Nov, 21, 2019

Table 1. Results of system validation

Unless otherwise stated the results shown in this test report refer only to the sample(s) tested and such sample(s) are retained for 90 days only.
除非另有說明，此報告結果僅對測試之樣品負責，同時此樣品僅保留90天。本報告未經本公司書面許可，不可部份複製。
This document is issued by the Company subject to its General Conditions of Service printed overleaf, available on request or accessible at www.sgs.com/terms_and_conditions.htm and for electronic format documents, subject to Terms and Conditions for Electronic Documents at www.sgs.com/terms_e-document.htm. Attention is drawn to the limitation of liability, indemnification and jurisdiction issues defined therein. Any holder of this document is advised that information contained hereon reflects the Company's findings at the time of its intervention only and within the limits of Client's instructions, if any. The Company's sole responsibility is to its Client and this document does not exonerate parties to a transaction from exercising all their rights and obligations under the transaction documents. This document cannot be reproduced except in full, without prior written approval of the Company. Any unauthorized alteration, forgery or falsification of the content or appearance of this document is unlawful and offenders may be prosecuted to the fullest extent of the law.

1.12 Tissue Simulant Fluid for the Frequency Band

The dielectric properties for this Head-simulant fluid were measured by using the Agilent Model 85070E Dielectric Probe (rates frequency band 200 MHz to 20 GHz) in conjunction with Network Analyzer.
All dielectric parameters of tissue simulates were measured within 24 hours of SAR measurements. The depth of the tissue simulant in the flat section of the phantom was at least 15 cm (≤3G) or 10 cm (>3G) during all tests. (Appendix Fig. 2)

Tissue Type	Measurement Date	Measured Frequency (MHz)	Target Dielectric Constant, εr	Target Conductivity, σ (S/m)	Measured Dielectric Constant, εr	Measured Conductivity, σ (S/m)	% dev εr	% dev σ
Head	Nov, 15. 2019	707.5	42.162	0.890	41.819	0.882	-0.81%	-0.91%
		709	42.155	0.890	41.817	0.883	-0.80%	-0.81%
		710	42.149	0.890	41.795	0.884	-0.84%	-0.70%
		711	42.144	0.890	41.764	0.885	-0.90%	-0.60%
		750	41.942	0.893	41.619	0.886	-0.77%	-0.83%
		782	41.775	0.896	41.454	0.888	-0.77%	-0.88%
	Nov, 17. 2019	824.2	41.556	0.899	41.344	0.892	-0.51%	-0.80%
		829	41.531	0.900	41.328	0.893	-0.49%	-0.73%
		835	41.500	0.900	41.301	0.894	-0.48%	-0.67%
		836.5	41.500	0.902	41.293	0.895	-0.50%	-0.73%
		836.6	41.500	0.902	41.272	0.896	-0.55%	-0.63%
		844	41.500	0.910	41.266	0.903	-0.56%	-0.74%
	Nov, 18. 2019	1732.5	40.107	1.361	40.298	1.372	0.48%	0.81%
		1745	40.087	1.368	40.295	1.380	0.52%	0.87%
		1750	40.079	1.371	40.293	1.382	0.53%	0.80%
		1752.6	40.075	1.373	40.267	1.383	0.48%	0.76%
	Nov, 19. 2019	1880	40.000	1.400	40.212	1.408	0.53%	0.57%
		1900	40.000	1.400	40.208	1.409	0.52%	0.64%
		1909.8	40.000	1.400	40.188	1.410	0.47%	0.71%
	Nov, 18. 2019	2412	39.268	1.766	38.883	1.748	-0.98%	-1.03%
		2441	39.216	1.792	38.820	1.774	-1.01%	-1.00%
		2450	39.200	1.800	38.796	1.783	-1.03%	-0.94%
		2510	39.124	1.865	38.701	1.845	-1.08%	-1.10%
		2535	39.092	1.893	38.662	1.872	-1.10%	-1.10%
		2560	39.060	1.920	38.630	1.898	-1.10%	-1.15%
		2580	39.035	1.942	38.609	1.921	-1.09%	-1.07%
		2595	39.015	1.958	38.590	1.937	-1.09%	-1.08%
		2600	39.009	1.964	38.584	1.941	-1.09%	-1.15%
	Nov, 19. 2019	5200	35.986	4.655	35.590	4.630	-1.10%	-0.54%
		5230	35.951	4.686	35.560	4.664	-1.09%	-0.46%
		5270	35.906	4.727	35.500	4.701	-1.13%	-0.54%
		5300	35.871	4.758	35.495	4.736	-1.05%	-0.45%
		5600	35.529	5.065	35.134	5.041	-1.11%	-0.47%
		5610	35.517	5.075	35.119	5.049	-1.12%	-0.52%
		5795	35.306	5.265	34.921	5.240	-1.09%	-0.47%
		5800	35.300	5.270	34.908	5.244	-1.11%	-0.49%

Unless otherwise stated the results shown in this test report refer only to the sample(s) tested and such sample(s) are retained for 90 days only.
除非另有說明，此報告結果僅對測試之樣品負責，同時此樣品僅保留90天。本報告未經本公司書面許可，不可部份複製。
This document is issued by the Company subject to its General Conditions of Service printed overleaf, available on request or accessible at www.sgs.com/terms_and_conditions.htm and for electronic format documents, subject to Terms and Conditions for Electronic Documents at www.sgs.com/terms_e-document.htm. Attention is drawn to the limitation of liability, indemnification and jurisdiction issues defined therein. Any holder of this document is advised that information contained hereon reflects the Company's findings at the time of its intervention only and within the limits of Client's instructions, if any. The Company's sole responsibility is to its Client and this document does not exonerate parties to a transaction from exercising all their rights and obligations under the transaction documents. This document cannot be reproduced except in full, without prior written approval of the Company. Any unauthorized alteration, forgery or falsification of the content or appearance of this document is unlawful and offenders may be prosecuted to the fullest extent of the law.

Tissue Type	Measurement Date	Measured Frequency (MHz)	Target Dielectric Constant, εr	Target Conductivity, σ (S/m)	Measured Dielectric Constant, εr	Measured Conductivity, σ (S/m)	% dev εr	% dev σ
Body	Nov, 16. 2019	707.5	55.697	0.960	55.385	0.951	-0.56%	-0.94%
		709	55.691	0.960	55.350	0.952	-0.61%	-0.85%
		710	55.687	0.960	55.347	0.953	-0.61%	-0.76%
		711	55.683	0.960	55.332	0.954	-0.63%	-0.66%
		750	55.531	0.963	55.220	0.956	-0.56%	-0.77%
		782	55.406	0.966	55.091	0.958	-0.57%	-0.81%
	Nov, 17. 2019	824.2	55.242	0.969	54.900	0.961	-0.62%	-0.84%
		829	55.223	0.970	54.898	0.962	-0.59%	-0.78%
		835	55.200	0.970	54.861	0.963	-0.61%	-0.72%
		836.5	55.195	0.972	54.859	0.964	-0.61%	-0.81%
		836.6	55.195	0.972	54.842	0.965	-0.64%	-0.72%
		844	55.172	0.981	54.814	0.973	-0.65%	-0.82%
	Jan, 18. 2019	1732.5	53.478	1.477	54.055	1.491	1.08%	0.92%
		1745	53.445	1.485	54.037	1.500	1.11%	0.99%
		1750	53.432	1.488	54.026	1.503	1.11%	0.98%
		1752.6	53.425	1.490	54.018	1.505	1.11%	1.00%
	Nov, 19. 2019	1880	53.300	1.520	53.780	1.531	0.90%	0.72%
		1900	53.300	1.520	53.758	1.532	0.86%	0.79%
		1909.8	53.300	1.520	53.732	1.533	0.81%	0.86%
	Nov, 20. 2019	2412	52.751	1.914	52.223	1.895	-1.00%	-0.98%
		2441	52.712	1.941	52.164	1.923	-1.04%	-0.95%
		2450	52.700	1.950	52.162	1.930	-1.02%	-1.03%
	Nov, 21. 2019	2510	52.624	2.035	52.076	2.014	-1.04%	-1.04%
		2535	52.592	2.071	52.050	2.049	-1.03%	-1.04%
		2560	52.560	2.106	52.048	2.085	-0.97%	-1.00%
		2580	52.535	2.134	52.025	2.113	-0.97%	-1.00%
		2595	52.515	2.156	51.990	2.134	-1.00%	-1.00%
		2600	52.509	2.163	51.968	2.142	-1.03%	-0.96%
	Nov, 20. 2019	5200	49.014	5.299	48.941	5.272	-0.15%	-0.51%
		5230	48.974	5.334	48.861	5.306	-0.23%	-0.53%
		5270	48.919	5.381	48.812	5.351	-0.22%	-0.56%
		5300	48.879	5.416	48.781	5.388	-0.20%	-0.52%
	Nov, 21. 2019	5600	48.471	5.766	48.389	5.735	-0.17%	-0.55%
		5610	48.458	5.778	48.337	5.750	-0.25%	-0.49%
		5795	48.207	5.994	48.115	5.965	-0.19%	-0.49%
		5800	48.200	6.000	48.089	5.969	-0.23%	-0.52%

Table 2. Dielectric Parameters of Tissue Simulant Fluid

Unless otherwise stated the results shown in this test report refer only to the sample(s) tested and such sample(s) are retained for 90 days only.
除非另有說明，此報告結果僅對測試之樣品負責，同時此樣品僅保留90天。本報告未經本公司書面許可，不可部份複製。
This document is issued by the Company subject to its General Conditions of Service printed overleaf, available on request or accessible at www.sgs.com/terms_and_conditions.htm and for electronic format documents, subject to Terms and Conditions for Electronic Documents at www.sgs.com/terms_e-document.htm. Attention is drawn to the limitation of liability, indemnification and jurisdiction issues defined therein. Any holder of this document is advised that information contained hereon reflects the Company's findings at the time of its intervention only and within the limits of Client's instructions, if any. The Company's sole responsibility is to its Client and this document does not exonerate parties to a transaction from exercising all their rights and obligations under the transaction documents. This document cannot be reproduced except in full, without prior written approval of the Company. Any unauthorized alteration, forgery or falsification of the content or appearance of this document is unlawful and offenders may be prosecuted to the fullest extent of the law.

The composition of the tissue simulating liquid:

Frequency (MHz)	Mode	Ingredient						Total amount
		DGMBE	Water	Salt	Preventol D-7	Cellulose	Sugar	
750	Head	—	532.98 g	18.3 g	2.4 g	3.2 g	766 g	1.3L(Kg)
	Body	—	631.68 g	11.72 g	1.2 g	—	600 g	1.0L(Kg)
850	Head	—	532.98 g	18.3 g	2.4 g	3.2 g	766 g	1.3L(Kg)
	Body	—	631.68 g	11.72 g	1.2 g	—	600 g	1.0L(Kg)
1750	Head	444.52 g	552.42 g	3.06 g	—	—	—	1.0L(Kg)
	Body	300.67 g	716.56 g	4.0 g	—	—	—	1.0L(Kg)
1900	Head	444.52 g	552.42 g	3.06 g	—	—	—	1.0L(Kg)
	Body	300.67 g	716.56 g	4.0 g	—	—	—	1.0L(Kg)
2450	Head	550ml	450ml	—	—	—	—	1.0L(Kg)
	Body	301.7ml	698.3ml	—	—	—	—	1.0L(Kg)
2600	Head	550ml	450ml	—	—	—	—	1.0L(Kg)
	Body	301.7ml	698.3ml	—	—	—	—	1.0L(Kg)

Simulating Liquids for 5 GHz, Manufactured by SPEAG:

Ingredients	Water	Esters, Emulsifiers, Inhibitors	Sodium and Salt
(% by weight)	60-80	20-40	0-1.5

Table 3. Recipes for tissue simulating liquid

Unless otherwise stated the results shown in this test report refer only to the sample(s) tested and such sample(s) are retained for 90 days only.
除非另有說明，此報告結果僅對測試之樣品負責，同時此樣品僅保留90天。本報告未經本公司書面許可，不可部份複製。
This document is issued by the Company subject to its General Conditions of Service printed overleaf, available on request or accessible at www.sgs.com/terms_and_conditions.htm and for electronic format documents, subject to Terms and Conditions for Electronic Documents at www.sgs.com/terms_e-document.htm. Attention is drawn to the limitation of liability, indemnification and jurisdiction issues defined therein. Any holder of this document is advised that information contained hereon reflects the Company's findings at the time of its intervention only and within the limits of Client's instructions, if any. The Company's sole responsibility is to its Client and this document does not exonerate parties to a transaction from exercising all their rights and obligations under the transaction documents. This document cannot be reproduced except in full, without prior written approval of the Company. Any unauthorized alteration, forgery or falsification of the content or appearance of this document is unlawful and offenders may be prosecuted to the fullest extent of the law.

1.13 Test Standards and Limits

According to FCC 47CFR §2.1093(d) The limits to be used for evaluation are based generally on criteria published by the American National Standards Institute (ANSI) for localized specific absorption rate (“SAR”) in Section 4.2 of “IEEE Standard for Safety Levels with Respect to Human Exposure to Radio Frequency Electromagnetic Fields, 3 kHz to 300 GHz,” ANSI/IEEE C95.1, By the Institute of Electrical and Electronics Engineers, Inc., New York, New York 10017. These criteria for SAR evaluation are similar to those recommended by the National Council on Radiation Protection and Measurements (NCRP) in “Biological Effects and Exposure Criteria for Radio frequency Electromagnetic Fields,” NCRP Report No. 86, Section 17.4.5. Copyright NCRP, 1986, Bethesda, Maryland 20814. SAR is a measure of the rate of energy absorption due to exposure to an RF transmitting source. SAR values have been related to threshold levels for potential biological hazards. The criteria to be used are specified in paragraphs (d)(1) and (d)(2) of this section and shall apply for portable devices transmitting in the frequency range from 100 kHz to 6 GHz. Portable devices that transmit at frequencies above 6 GHz are to be evaluated in terms of the MPE limits specified in § 1.1310 of this chapter.
Measurements and calculations to demonstrate compliance with MPE field strength or power density limits for devices operating above 6 GHz should be made at a minimum distance of 5 cm from the radiating source.

1. Limits for Occupational/Controlled exposure: 0.4 W/kg as averaged over the whole-body and spatial peak SAR not exceeding 8 W/kg as averaged over any 1 gram of tissue (defined as a tissue volume in the shape of a cube). Exceptions are the hands, wrists, feet and ankles where the spatial peak SAR shall not exceed 20 W/kg, as averaged over a 10 grams of tissue (defined as a tissue volume in the shape of a cube).

Occupational/Controlled limits apply when persons are exposed as a consequence of their employment provided these persons are fully aware of and exercise control over their exposure. Awareness of exposure can be accomplished by use of warning labels or by specific training or education through appropriate means, such as an RF safety program in a work environment.

2. Limits for General Population/Uncontrolled exposure: 0.08 W/kg as averaged over the whole-body and spatial peak SAR not exceeding 1.6 W/kg as averaged over any 1 gram of tissue (defined as a tissue volume in the shape of a cube).

Unless otherwise stated the results shown in this test report refer only to the sample(s) tested and such sample(s) are retained for 90 days only.
除非另有說明，此報告結果僅對測試之樣品負責，同時此樣品僅保留90天。本報告未經本公司書面許可，不可部份複製。
This document is issued by the Company subject to its General Conditions of Service printed overleaf, available on request or accessible at www.sgs.com/terms_and_conditions.htm and for electronic format documents, subject to Terms and Conditions for Electronic Documents at www.sgs.com/terms_e-document.htm. Attention is drawn to the limitation of liability, indemnification and jurisdiction issues defined therein. Any holder of this document is advised that information contained hereon reflects the Company’s findings at the time of its intervention only and within the limits of Client’s instructions, if any. The Company’s sole responsibility is to its Client and this document does not exonerate parties to a transaction from exercising all their rights and obligations under the transaction documents. This document cannot be reproduced except in full, without prior written approval of the Company. Any unauthorized alteration, forgery or falsification of the content or appearance of this document is unlawful and offenders may be prosecuted to the fullest extent of the law.

Exceptions are the hands, wrists, feet and ankles where the spatial peak SAR shall not exceed 4 W/kg, as averaged over any 10 grams of tissue (defined as a tissue volume in the shape of a cube).
General Population/Uncontrolled limits apply when the general public may be exposed, or when persons that are exposed as a consequence of their employment may not be fully aware of the potential for exposure or do not exercise control over their exposure.
Warning labels placed on consumer devices such as cellular telephones will not be sufficient reason to allow these devices to be evaluated subject to limits for occupational/controlled exposure in paragraph (d)(1) of this section.(Table .6)

Human Exposure	Uncontrolled Environment General Population	Controlled Environment Occupational
Spatial Peak SAR (Brain)	1.60 W/kg	8.00 W/kg
Spatial Average SAR (Whole Body)	0.08 W/kg	0.40 W/kg
Spatial Peak SAR (Hands/Feet/Ankle/Wrist)	4.00 W/kg	20.00 W/kg

Table 4. RF exposure limits

Notes:
1. Uncontrolled environments are defined as locations where there is potential exposure of individuals who have no knowledge or control of their potential exposure.
2. Controlled environments are defined as locations where there is potential exposure of individuals who have knowledge of their potential exposure and can exercise control over their exposure.

Unless otherwise stated the results shown in this test report refer only to the sample(s) tested and such sample(s) are retained for 90 days only.
除非另有說明，此報告結果僅對測試之樣品負責，同時此樣品僅保留90天。本報告未經本公司書面許可，不可部份複製。
This document is issued by the Company subject to its General Conditions of Service printed overleaf, available on request or accessible at www.sgs.com/terms_and_conditions.htm and for electronic format documents, subject to Terms and Conditions for Electronic Documents at www.sgs.com/terms_e-document.htm. Attention is drawn to the limitation of liability, indemnification and jurisdiction issues defined therein. Any holder of this document is advised that information contained hereon reflects the Company's findings at the time of its intervention only and within the limits of Client's instructions, if any. The Company's sole responsibility is to its Client and this document does not exonerate parties to a transaction from exercising all their rights and obligations under the transaction documents. This document cannot be reproduced except in full, without prior written approval of the Company. Any unauthorized alteration, forgery or falsification of the content or appearance of this document is unlawful and offenders may be prosecuted to the fullest extent of the law.

2. Summary of Results

2.1 Decision rules

Reported measurement data comply with IEEE 1528-2013:
Determining compliance shall be based on the results of the compliance measurement, not taking into account measurement instrumentation uncertainty.

2.2 Summary of Results

GSM 850

Mode	Position	Distance (mm)	CH	Freq. (MHz)	Max. Rated Avg. Power + Max. Tolerance (dBm)	Measured Avg. Power (dBm)	Scaling	Averaged SAR over 1g (W/kg)		Plot page
								Measured	Reported	
Head (GSM)	Re Cheek	-	190	836.6	33.3	32.68	15.35%	0.06	0.07	154
	Re Tilt	-	190	836.6	33.3	32.68	15.35%	0.03	0.03	-
	Le Cheek	-	190	836.6	33.3	32.68	15.35%	0.05	0.06	-
	Le Tilt	-	190	836.6	33.3	32.68	15.35%	0.02	0.02	-
Body-worn (GSM)	Front side	10	190	836.6	33.3	32.68	15.35%	0.21	0.24	-
	Back side	10	190	836.6	33.3	32.68	15.35%	0.31	0.36	155
Hotspot (GPRS) <1Dn4Up>	Front side	10	128	824.2	28.4	27.89	12.46%	0.21	0.24	-
	Back side	10	128	824.2	28.4	27.89	12.46%	0.33	0.37	156
	Top side	10	128	824.2	28.4	27.89	12.46%	0.03	0.03	-
	Bottom side	10	128	824.2	28.4	27.89	12.46%	0.11	0.12	-
	Right side	10	128	824.2	28.4	27.89	12.46%	0.20	0.22	-
	Left side	10	128	824.2	28.4	27.89	12.46%	0.04	0.04	-

GSM 1900

Mode	Position	Distance (mm)	CH	Freq. (MHz)	Max. Rated Avg. Power + Max. Tolerance (dBm)	Measured Avg. Power (dBm)	Scaling	Averaged SAR over 1g (W/kg)		Plot page
								Measured	Reported	
Head (GSM)	Re Cheek	-	810	1909.8	30.4	29.41	25.60%	0.03	0.04	-
	Re Tilt	-	810	1909.8	30.4	29.41	25.60%	0.03	0.04	-
	Le Cheek	-	810	1909.8	30.4	29.41	25.60%	0.06	0.08	157
	Le Tilt	-	810	1909.8	30.4	29.41	25.60%	0.03	0.04	-
Body-worn (GSM)	Front side	10	810	1909.8	30.4	29.41	25.60%	0.13	0.16	-
	Back side	10	810	1909.8	30.4	29.41	25.60%	0.14	0.18	158
Hotspot (GPRS) <1Dn4Up>	Front side	10	661	1880	25.5	24.79	17.76%	0.11	0.13	-
	Back side	10	661	1880	25.5	24.79	17.76%	0.12	0.14	159
	Top side	10	661	1880	25.5	24.79	17.76%	0.01	0.01	-
	Bottom side	10	661	1880	25.5	24.79	17.76%	0.08	0.09	-
	Right side	10	661	1880	25.5	24.79	17.76%	0.01	0.01	-
	Left side	10	661	1880	25.5	24.79	17.76%	0.06	0.07	-

Unless otherwise stated the results shown in this test report refer only to the sample(s) tested and such sample(s) are retained for 90 days only.
除非另有說明，此報告結果僅對測試之樣品負責，同時此樣品僅保留90天。本報告未經本公司書面許可，不可部份複製。
This document is issued by the Company subject to its General Conditions of Service printed overleaf, available on request or accessible at www.sgs.com/terms_and_conditions.htm and for electronic format documents, subject to Terms and Conditions for Electronic Documents at www.sgs.com/terms_e-document.htm. Attention is drawn to the limitation of liability, indemnification and jurisdiction issues defined therein. Any holder of this document is advised that information contained hereon reflects the Company's findings at the time of its intervention only and within the limits of Client's instructions, if any. The Company's sole responsibility is to its Client and this document does not exonerate parties to a transaction from exercising all their rights and obligations under the transaction documents. This document cannot be reproduced except in full, without prior written approval of the Company. Any unauthorized alteration, forgery or falsification of the content or appearance of this document is unlawful and offenders may be prosecuted to the fullest extent of the law.

WCDMA Band II

Mode	Position	Distance (mm)	CH	Freq. (MHz)	Max. Rated Avg. Power + Max. Tolerance (dBm)	Measured Avg. Power (dBm)	Scaling	Averaged SAR over 1g (W/kg)		Plot page
								Measured	Reported	
R99 (Head)	RE Cheek	-	9400	1880	23.3	22.50	20.23%	0.05	0.06	-
	RE Tilt	-	9400	1880	23.3	22.50	20.23%	0.04	0.05	-
	LE Cheek	-	9400	1880	23.3	22.50	20.23%	0.09	0.11	160
	LE Tilt	-	9400	1880	23.3	22.50	20.23%	0.05	0.06	-
Body-Worn	Front side	10	9400	1880	23.3	22.50	20.23%	0.22	0.26	-
	Back side	10	9400	1880	23.3	22.50	20.23%	0.25	0.30	-
Hotspot	Front side	10	9400	1880	23.3	22.50	20.23%	0.22	0.26	-
	Back side	10	9400	1880	23.3	22.50	20.23%	0.25	0.30	161
	Top side	10	9400	1880	23.3	22.50	20.23%	0.03	0.04	-
	Bottom side	10	9400	1880	23.3	22.50	20.23%	0.15	0.18	-
	Right side	10	9400	1880	23.3	22.50	20.23%	0.02	0.02	-
	Left side	10	9400	1880	23.3	22.50	20.23%	0.12	0.14	-

WCDMA Band IV

Mode	Position	Distance (mm)	CH	Freq. (MHz)	Max. Rated Avg. Power + Max. Tolerance (dBm)	Measured Avg. Power (dBm)	Scaling	Averaged SAR over 1g (W/kg)		Plot page
								Measured	Reported	
R99 (Head)	RE Cheek	-	1513	1752.6	23.3	22.56	18.58%	0.05	0.06	-
	RE Tilt	-	1513	1752.6	23.3	22.56	18.58%	0.04	0.05	-
	LE Cheek	-	1513	1752.6	23.3	22.56	18.58%	0.06	0.07	162
	LE Tilt	-	1513	1752.6	23.3	22.56	18.58%	0.03	0.04	-
Body-Worn	Front side	10	1513	1752.6	23.3	22.56	18.58%	0.19	0.23	-
	Back side	10	1513	1752.6	23.3	22.56	18.58%	0.21	0.25	-
Hotspot	Front side	10	1513	1752.6	23.3	22.56	18.58%	0.19	0.23	-
	Back side	10	1513	1752.6	23.3	22.56	18.58%	0.21	0.25	163
	Top side	10	1513	1752.6	23.3	22.56	18.58%	0.01	0.01	-
	Bottom side	10	1513	1752.6	23.3	22.56	18.58%	0.07	0.08	-
	Right side	10	1513	1752.6	23.3	22.56	18.58%	0.01	0.01	-
	Left side	10	1513	1752.6	23.3	22.56	18.58%	0.08	0.09	-

Unless otherwise stated the results shown in this test report refer only to the sample(s) tested and such sample(s) are retained for 90 days only.
除非另有說明，此報告結果僅對測試之樣品負責，同時此樣品僅保留90天。本報告未經本公司書面許可，不可部份複製。
This document is issued by the Company subject to its General Conditions of Service printed overleaf, available on request or accessible at www.sgs.com/terms_and_conditions.htm and for electronic format documents, subject to Terms and Conditions for Electronic Documents at www.sgs.com/terms_e-document.htm. Attention is drawn to the limitation of liability, indemnification and jurisdiction issues defined therein. Any holder of this document is advised that information contained hereon reflects the Company's findings at the time of its intervention only and within the limits of Client's instructions, if any. The Company's sole responsibility is to its Client and this document does not exonerate parties to a transaction from exercising all their rights and obligations under the transaction documents. This document cannot be reproduced except in full, without prior written approval of the Company. Any unauthorized alteration, forgery or falsification of the content or appearance of this document is unlawful and offenders may be prosecuted to the fullest extent of the law.

WCDMA Band V

Mode	Position	Distance (mm)	CH	Freq. (MHz)	Max. Rated Avg. Power + Max. Tolerance (dBm)	Measured Avg. Power (dBm)	Scaling	Averaged SAR over 1g (W/kg)		Plot page
								Measured	Reported	
R99 (Head)	RE Cheek	-	4183	836.6	24	23.39	15.08%	0.05	0.06	164
	RE Tilt	-	4183	836.6	24	23.39	15.08%	0.02	0.02	-
	LE Cheek	-	4183	836.6	24	23.39	15.08%	0.04	0.05	-
	LE Tilt	-	4183	836.6	24	23.39	15.08%	0.02	0.02	-
Body-Worn	Front side	10	4183	836.6	24	23.39	15.08%	0.21	0.24	-
	Back side	10	4183	836.6	24	23.39	15.08%	0.29	0.33	-
Hotspot	Front side	10	4183	836.6	24	23.39	15.08%	0.21	0.24	-
	Back side	10	4183	836.6	24	23.39	15.08%	0.29	0.33	165
	Top side	10	4183	836.6	24	23.39	15.08%	0.01	0.01	-
	Bottom side	10	4183	836.6	24	23.39	15.08%	0.12	0.14	-
	Right side	10	4183	836.6	24	23.39	15.08%	0.22	0.25	-
	Left side	10	4183	836.6	24	23.39	15.08%	0.04	0.05	-

LTE FDD Band 2

Mode	Bandwidth (MHz)	Modulation	RB Size	RB start	Position	Distance (mm)	CH	Freq. (MHz)	Max. Rated Avg. Power + Max. Tolerance (dBm)	Measured Avg. Power (dBm)	Scaling	Averaged SAR over 1g (W/kg)		Plot page
												Measured	Reported	
Head	20MHz	QPSK	1 RB	0	RE Cheek	-	18900	1880	23.3	22.69	15.08%	0.05	0.06	-
					RE Tilt	-	18900	1880	23.3	22.69	15.08%	0.05	0.06	-
					LE Cheek	-	18900	1880	23.3	22.69	15.08%	0.07	0.08	166
					LE Tilt	-	18900	1880	23.3	22.69	15.08%	0.05	0.06	-
			50 RB	25	RE Cheek	-	18900	1880	22.3	21.67	15.61%	0.03	0.03	-
					RE Tilt	-	18900	1880	22.3	21.67	15.61%	0.03	0.03	-
					LE Cheek	-	18900	1880	22.3	21.67	15.61%	0.06	0.07	-
					LE Tilt	-	18900	1880	22.3	21.67	15.61%	0.04	0.05	-
			100 RB		RE Cheek	-	18900	1880	22.3	21.42	22.46%	0.03	0.04	-
					RE Tilt	-	18900	1880	22.3	21.42	22.46%	0.03	0.04	-
					LE Cheek	-	18900	1880	22.3	21.42	22.46%	0.04	0.05	-
					LE Tilt	-	18900	1880	22.3	21.42	22.46%	0.03	0.04	-
Body-worn	20MHz	QPSK	1RB	0	Front side	10	18900	1880	23.3	22.69	15.08%	0.24	0.28	-
					Back side	10	18900	1880	23.3	22.69	15.08%	0.27	0.31	-
Hotspot	20MHz	QPSK	1 RB	0	Front side	10	18900	1880	23.3	22.69	15.08%	0.24	0.28	-
					Back side	10	18900	1880	23.3	22.69	15.08%	0.27	0.31	167
					Top side	10	18900	1880	23.3	22.69	15.08%	0.03	0.03	-
					Bottom side	10	18900	1880	23.3	22.69	15.08%	0.14	0.16	-
					Right side	10	18900	1880	23.3	22.69	15.08%	0.03	0.03	-
					Left side	10	18900	1880	23.3	22.69	15.08%	0.11	0.13	-
			50 RB	25	Front side	10	18900	1880	22.3	21.67	15.61%	0.18	0.21	-
					Back side	10	18900	1880	22.3	21.67	15.61%	0.20	0.23	-
					Top side	10	18900	1880	22.3	21.67	15.61%	0.02	0.02	-
					Bottom side	10	18900	1880	22.3	21.67	15.61%	0.13	0.15	-
					Right side	10	18900	1880	22.3	21.67	15.61%	0.03	0.03	-
					Left side	10	18900	1880	22.3	21.67	15.61%	0.10	0.12	-
			100 RB		Front side	10	18900	1880	22.3	21.42	22.46%	0.17	0.21	-
					Back side	10	18900	1880	22.3	21.42	22.46%	0.18	0.22	-
					Top side	10	18900	1880	22.3	21.42	22.46%	0.02	0.02	-
					Bottom side	10	18900	1880	22.3	21.42	22.46%	0.13	0.16	-
					Right side	10	18900	1880	22.3	21.42	22.46%	0.02	0.02	-
					Left side	10	18900	1880	22.3	21.42	22.46%	0.09	0.11	-

Unless otherwise stated the results shown in this test report refer only to the sample(s) tested and such sample(s) are retained for 90 days only.
除非另有說明，此報告結果僅對測試之樣品負責，同時此樣品僅保留90天。本報告未經本公司書面許可，不可部份複製。
This document is issued by the Company subject to its General Conditions of Service printed overleaf, available on request or accessible at www.sgs.com/terms_and_conditions.htm and for electronic format documents, subject to Terms and Conditions for Electronic Documents at www.sgs.com/terms_e-document.htm. Attention is drawn to the limitation of liability, indemnification and jurisdiction issues defined therein. Any holder of this document is advised that information contained hereon reflects the Company's findings at the time of its intervention only and within the limits of Client's instructions, if any. The Company's sole responsibility is to its Client and this document does not exonerate parties to a transaction from exercising all their rights and obligations under the transaction documents. This document cannot be reproduced except in full, without prior written approval of the Company. Any unauthorized alteration, forgery or falsification of the content or appearance of this document is unlawful and offenders may be prosecuted to the fullest extent of the law.

LTE FDD Band 4

Mode	Bandwidth (MHz)	Modulation	RB Size	RB start	Position	Distance (mm)	CH	Freq. (MHz)	Max. Rated Avg. Power + Max. Tolerance (dBm)	Measured Avg. Power (dBm)	Scaling	Averaged SAR over 1g (W/kg)		Plot page
												Measured	Reported	
Head	20MHz	QPSK	1 RB	50	RE Cheek	-	20175	1732.5	23.3	22.48	20.78%	0.04	0.05	-
					RE Tilt	-	20175	1732.5	23.3	22.48	20.78%	0.03	0.04	-
					LE Cheek	-	20175	1732.5	23.3	22.48	20.78%	0.05	0.06	168
					LE Tilt	-	20175	1732.5	23.3	22.48	20.78%	0.03	0.04	-
			50 RB	25	RE Cheek	-	20300	1745	22.3	21.55	18.85%	0.03	0.04	-
					RE Tilt	-	20300	1745	22.3	21.55	18.85%	0.03	0.04	-
					LE Cheek	-	20300	1745	22.3	21.55	18.85%	0.04	0.05	-
					LE Tilt	-	20300	1745	22.3	21.55	18.85%	0.03	0.04	-
			100 RB		RE Cheek	-	20300	1745	22.3	21.40	23.03%	0.03	0.04	-
					RE Tilt	-	20300	1745	22.3	21.40	23.03%	0.02	0.02	-
					LE Cheek	-	20300	1745	22.3	21.40	23.03%	0.04	0.05	-
					LE Tilt	-	20300	1745	22.3	21.40	23.03%	0.02	0.02	-
Body-worn	20MHz	QPSK	1RB	50	Front side	10	20175	1732.5	23.3	22.48	20.78%	0.20	0.24	-
					Back side	10	20175	1732.5	23.3	22.48	20.78%	0.23	0.28	-
Hotspot	20MHz	QPSK	1 RB	50	Front side	10	20175	1732.5	23.3	22.48	20.78%	0.20	0.24	-
					Back side	10	20175	1732.5	23.3	22.48	20.78%	0.23	0.28	169
					Top side	10	20175	1732.5	23.3	22.48	20.78%	0.02	0.02	-
					Bottom side	10	20175	1732.5	23.3	22.48	20.78%	0.07	0.08	-
					Right side	10	20175	1732.5	23.3	22.48	20.78%	0.01	0.01	-
					Left side	10	20175	1732.5	23.3	22.48	20.78%	0.08	0.10	-
			50 RB	25	Front side	10	20300	1745	22.3	21.55	18.85%	0.17	0.20	-
					Back side	10	20300	1745	22.3	21.55	18.85%	0.22	0.26	-
					Top side	10	20300	1745	22.3	21.55	18.85%	0.01	0.01	-
					Bottom side	10	20300	1745	22.3	21.55	18.85%	0.05	0.06	-
					Right side	10	20300	1745	22.3	21.55	18.85%	0.01	0.01	-
					Left side	10	20300	1745	22.3	21.55	18.85%	0.07	0.08	-
			100 RB		Front side	10	20300	1745	22.3	21.40	23.03%	0.16	0.20	-
					Back side	10	20300	1745	22.3	21.40	23.03%	0.20	0.25	-
					Top side	10	20300	1745	22.3	21.40	23.03%	0.01	0.01	-
					Bottom side	10	20300	1745	22.3	21.40	23.03%	0.05	0.06	-
					Right side	10	20300	1745	22.3	21.40	23.03%	0.01	0.01	-
					Left side	10	20300	1745	22.3	21.40	23.03%	0.06	0.07	-

Unless otherwise stated the results shown in this test report refer only to the sample(s) tested and such sample(s) are retained for 90 days only.
除非另有說明，此報告結果僅對測試之樣品負責，同時此樣品僅保留90天。本報告未經本公司書面許可，不可部份複製。
This document is issued by the Company subject to its General Conditions of Service printed overleaf, available on request or accessible at www.sgs.com/terms_and_conditions.htm and for electronic format documents, subject to Terms and Conditions for Electronic Documents at www.sgs.com/terms_e-document.htm. Attention is drawn to the limitation of liability, indemnification and jurisdiction issues defined therein. Any holder of this document is advised that information contained hereon reflects the Company's findings at the time of its intervention only and within the limits of Client's instructions, if any. The Company's sole responsibility is to its Client and this document does not exonerate parties to a transaction from exercising all their rights and obligations under the transaction documents. This document cannot be reproduced except in full, without prior written approval of the Company. Any unauthorized alteration, forgery or falsification of the content or appearance of this document is unlawful and offenders may be prosecuted to the fullest extent of the law.

LTE FDD Band 5

Mode	Bandwidth (MHz)	Modulation	RB Size	RB start	Position	Distance (mm)	CH	Freq. (MHz)	Max. Rated Avg. Power + Max. Tolerance (dBm)	Measured Avg. Power (dBm)	Scaling	Averaged SAR over 1g (W/kg)		Plot page
												Measured	Reported	
Head	10MHz	QPSK	1 RB	49	RE Cheek	-	20450	829	24	23.30	17.49%	0.06	0.07	170
					RE Tilt	-	20450	829	24	23.30	17.49%	0.03	0.04	-
					LE Cheek	-	20450	829	24	23.30	17.49%	0.05	0.06	-
					LE Tilt	-	20450	829	24	23.30	17.49%	0.03	0.04	-
			25 RB	12	RE Cheek	-	20525	836.5	23	22.29	17.76%	0.04	0.05	-
					RE Tilt	-	20525	836.5	23	22.29	17.76%	0.03	0.04	-
					LE Cheek	-	20525	836.5	23	22.29	17.76%	0.04	0.05	-
					LE Tilt	-	20525	836.5	23	22.29	17.76%	0.02	0.02	-
			50 RB		RE Cheek	-	20600	844	23	22.12	22.46%	0.04	0.05	-
					RE Tilt	-	20600	844	23	22.12	22.46%	0.02	0.02	-
					LE Cheek	-	20600	844	23	22.12	22.46%	0.04	0.05	-
					LE Tilt	-	20600	844	23	22.12	22.46%	0.02	0.02	-
Body-worn	10MHz	QPSK	1RB	49	Front side	10	20450	829	24	23.30	17.49%	0.23	0.27	-
					Back side	10	20450	829	24	23.30	17.49%	0.30	0.35	-
Hotspot	10MHz	QPSK	1 RB	49	Front side	10	20450	829	24	23.30	17.49%	0.23	0.27	-
					Back side	10	20450	829	24	23.30	17.49%	0.30	0.35	171
					Top side	10	20450	829	24	23.30	17.49%	0.01	0.01	-
					Bottom side	10	20450	829	24	23.30	17.49%	0.12	0.14	-
					Right side	10	20450	829	24	23.30	17.49%	0.18	0.21	-
					Left side	10	20450	829	24	23.30	17.49%	0.04	0.05	-
			25 RB	12	Front side	10	20525	836.5	23	22.29	17.76%	0.21	0.25	-
					Back side	10	20525	836.5	23	22.29	17.76%	0.28	0.33	-
					Top side	10	20525	836.5	23	22.29	17.76%	0.01	0.01	-
					Bottom side	10	20525	836.5	23	22.29	17.76%	0.10	0.12	-
					Right side	10	20525	836.5	23	22.29	17.76%	0.17	0.20	-
					Left side	10	20525	836.5	23	22.29	17.76%	0.04	0.05	-
			50 RB		Front side	10	20600	844	23	22.12	22.46%	0.19	0.23	-
					Back side	10	20600	844	23	22.12	22.46%	0.27	0.33	-
					Top side	10	20600	844	23	22.12	22.46%	0.00	0.00	-
					Bottom side	10	20600	844	23	22.12	22.46%	0.09	0.11	-
					Right side	10	20600	844	23	22.12	22.46%	0.14	0.17	-
					Left side	10	20600	844	23	22.12	22.46%	0.03	0.04	-

Unless otherwise stated the results shown in this test report refer only to the sample(s) tested and such sample(s) are retained for 90 days only.
除非另有說明，此報告結果僅對測試之樣品負責，同時此樣品僅保留90天。本報告未經本公司書面許可，不可部份複製。
This document is issued by the Company subject to its General Conditions of Service printed overleaf, available on request or accessible at www.sgs.com/terms_and_conditions.htm and for electronic format documents, subject to Terms and Conditions for Electronic Documents at www.sgs.com/terms_e-document.htm. Attention is drawn to the limitation of liability, indemnification and jurisdiction issues defined therein. Any holder of this document is advised that information contained hereon reflects the Company's findings at the time of its intervention only and within the limits of Client's instructions, if any. The Company's sole responsibility is to its Client and this document does not exonerate parties to a transaction from exercising all their rights and obligations under the transaction documents. This document cannot be reproduced except in full, without prior written approval of the Company. Any unauthorized alteration, forgery or falsification of the content or appearance of this document is unlawful and offenders may be prosecuted to the fullest extent of the law.

LTE FDD Band 7

Mode	Bandwidth (MHz)	Modulation	RB Size	RB start	Position	Distance (mm)	CH	Freq. (MHz)	Max. Rated Avg. Power + Max. Tolerance (dBm)	Measured Avg. Power (dBm)	Scaling	Averaged SAR over 1g (W/kg)		Plot page
												Measured	Reported	
Head	20MHz	QPSK	1 RB	99	RE Cheek	-	20850	2510	24	22.92	28.23%	0.07	0.09	-
					RE Tilt	-	20850	2510	24	22.92	28.23%	0.06	0.08	-
					LE Cheek	-	20850	2510	24	22.92	28.23%	0.13	0.17	172
					LE Tilt	-	20850	2510	24	22.92	28.23%	0.06	0.08	-
			50 RB	25	RE Cheek	-	21100	2535	23	21.90	28.82%	0.06	0.08	-
					RE Tilt	-	21100	2535	23	21.90	28.82%	0.04	0.05	-
					LE Cheek	-	21100	2535	23	21.90	28.82%	0.13	0.17	-
					LE Tilt	-	21100	2535	23	21.90	28.82%	0.05	0.06	-
			100 RB		RE Cheek	-	21350	2560	23	21.68	35.52%	0.05	0.07	-
					RE Tilt	-	21350	2560	23	21.68	35.52%	0.04	0.05	-
					LE Cheek	-	21350	2560	23	21.68	35.52%	0.12	0.16	-
					LE Tilt	-	21350	2560	23	21.68	35.52%	0.04	0.05	-
Body-worn	20MHz	QPSK	1RB	99	Front side	10	20850	2510	24	22.92	28.23%	0.37	0.47	-
					Back side	10	20850	2510	24	22.92	28.23%	0.42	0.54	-
Hotspot	20MHz	QPSK	1 RB	99	Front side	10	20850	2510	24	22.92	28.23%	0.37	0.47	-
					Back side	10	20850	2510	24	22.92	28.23%	0.42	0.54	173
					Top side	10	20850	2510	24	22.92	28.23%	0.01	0.01	-
					Bottom side	10	20850	2510	24	22.92	28.23%	0.17	0.22	-
					Right side	10	20850	2510	24	22.92	28.23%	0.01	0.01	-
					Left side	10	20850	2510	24	22.92	28.23%	0.33	0.42	-
			50 RB	25	Front side	10	21100	2535	23	21.90	28.82%	0.34	0.44	-
					Back side	10	21100	2535	23	21.90	28.82%	0.39	0.50	-
					Top side	10	21100	2535	23	21.90	28.82%	0.01	0.01	-
					Bottom side	10	21100	2535	23	21.90	28.82%	0.13	0.17	-
					Right side	10	21100	2535	23	21.90	28.82%	0.01	0.01	-
					Left side	10	21100	2535	23	21.90	28.82%	0.30	0.39	-
			100 RB		Front side	10	21350	2560	23	21.68	35.52%	0.32	0.43	-
					Back side	10	21350	2560	23	21.68	35.52%	0.37	0.50	-
					Top side	10	21350	2560	23	21.68	35.52%	0.01	0.01	-
					Bottom side	10	21350	2560	23	21.68	35.52%	0.12	0.16	-
					Right side	10	21350	2560	23	21.68	35.52%	0.01	0.01	-
					Left side	10	21350	2560	23	21.68	35.52%	0.28	0.38	-

Unless otherwise stated the results shown in this test report refer only to the sample(s) tested and such sample(s) are retained for 90 days only.
除非另有說明，此報告結果僅對測試之樣品負責，同時此樣品僅保留90天。本報告未經本公司書面許可，不可部份複製。
This document is issued by the Company subject to its General Conditions of Service printed overleaf, available on request or accessible at www.sgs.com/terms_and_conditions.htm and for electronic format documents, subject to Terms and Conditions for Electronic Documents at www.sgs.com/terms_e-document.htm. Attention is drawn to the limitation of liability, indemnification and jurisdiction issues defined therein. Any holder of this document is advised that information contained hereon reflects the Company's findings at the time of its intervention only and within the limits of Client's instructions, if any. The Company's sole responsibility is to its Client and this document does not exonerate parties to a transaction from exercising all their rights and obligations under the transaction documents. This document cannot be reproduced except in full, without prior written approval of the Company. Any unauthorized alteration, forgery or falsification of the content or appearance of this document is unlawful and offenders may be prosecuted to the fullest extent of the law.

LTE FDD Band 12

Mode	Bandwidth (MHz)	Modulation	RB Size	RB start	Position	Distance (mm)	CH	Freq. (MHz)	Max. Rated Avg. Power + Max. Tolerance (dBm)	Measured Avg. Power (dBm)	Scaling	Averaged SAR over 1g (W/kg)		Plot page
												Measured	Reported	
Head	10MHz	QPSK	1 RB	49	RE Cheek	-	23095	707.5	24	23.41	14.55%	0.08	0.09	174
					RE Tilt	-	23095	707.5	24	23.41	14.55%	0.03	0.03	-
					LE Cheek	-	23095	707.5	24	23.41	14.55%	0.07	0.08	-
					LE Tilt	-	23095	707.5	24	23.41	14.55%	0.03	0.03	-
			25 RB	12	RE Cheek	-	23095	707.5	23	22.35	16.14%	0.06	0.07	-
					RE Tilt	-	23095	707.5	23	22.35	16.14%	0.02	0.02	-
					LE Cheek	-	23095	707.5	23	22.35	16.14%	0.06	0.07	-
					LE Tilt	-	23095	707.5	23	22.35	16.14%	0.02	0.02	-
			50 RB		RE Cheek	-	23130	711	23	22.14	21.90%	0.05	0.06	-
					RE Tilt	-	23130	711	23	22.14	21.90%	0.02	0.02	-
					LE Cheek	-	23130	711	23	22.14	21.90%	0.05	0.06	-
					LE Tilt	-	23130	711	23	22.14	21.90%	0.02	0.02	-
Body-worn	10MHz	QPSK	1RB	49	Front side	10	23095	707.5	24	23.41	14.55%	0.25	0.29	-
					Back side	10	23095	707.5	24	23.41	14.55%	0.30	0.34	-
Hotspot	10MHz	QPSK	1 RB	49	Front side	10	23095	707.5	24	23.41	14.55%	0.25	0.29	-
					Back side	10	23095	707.5	24	23.41	14.55%	0.30	0.34	175
					Top side	10	23095	707.5	24	23.41	14.55%	0.01	0.01	-
					Bottom side	10	23095	707.5	24	23.41	14.55%	0.09	0.10	-
					Right side	10	23095	707.5	24	23.41	14.55%	0.29	0.33	-
					Left side	10	23095	707.5	24	23.41	14.55%	0.02	0.02	-
			25 RB	12	Front side	10	23095	707.5	23	22.35	16.14%	0.22	0.26	-
					Back side	10	23095	707.5	23	22.35	16.14%	0.28	0.33	-
					Top side	10	23095	707.5	23	22.35	16.14%	0.00	0.00	-
					Bottom side	10	23095	707.5	23	22.35	16.14%	0.07	0.08	-
					Right side	10	23095	707.5	23	22.35	16.14%	0.24	0.28	-
					Left side	10	23095	707.5	23	22.35	16.14%	0.01	0.01	-
			50 RB		Front side	10	23130	711	23	22.14	21.90%	0.19	0.23	-
					Back side	10	23130	711	23	22.14	21.90%	0.25	0.30	-
					Top side	10	23130	711	23	22.14	21.90%	0.00	0.00	-
					Bottom side	10	23130	711	23	22.14	21.90%	0.06	0.07	-
					Right side	10	23130	711	23	22.14	21.90%	0.22	0.27	-
					Left side	10	23130	711	23	22.14	21.90%	0.01	0.01	-

Unless otherwise stated the results shown in this test report refer only to the sample(s) tested and such sample(s) are retained for 90 days only.
除非另有說明，此報告結果僅對測試之樣品負責，同時此樣品僅保留90天。本報告未經本公司書面許可，不可部份複製。
This document is issued by the Company subject to its General Conditions of Service printed overleaf, available on request or accessible at www.sgs.com/terms_and_conditions.htm and for electronic format documents, subject to Terms and Conditions for Electronic Documents at www.sgs.com/terms_e-document.htm. Attention is drawn to the limitation of liability, indemnification and jurisdiction issues defined therein. Any holder of this document is advised that information contained hereon reflects the Company's findings at the time of its intervention only and within the limits of Client's instructions, if any. The Company's sole responsibility is to its Client and this document does not exonerate parties to a transaction from exercising all their rights and obligations under the transaction documents. This document cannot be reproduced except in full, without prior written approval of the Company. Any unauthorized alteration, forgery or falsification of the content or appearance of this document is unlawful and offenders may be prosecuted to the fullest extent of the law.

LTE FDD Band 13

Mode	Bandwidth (MHz)	Modulation	RB Size	RB start	Position	Distance (mm)	CH	Freq. (MHz)	Max. Rated Avg. Power + Max. Tolerance (dBm)	Measured Avg. Power (dBm)	Scaling	Averaged SAR over 1g (W/kg)		Plot page
												Measured	Reported	
Head	10MHz	QPSK	1 RB	25	RE Cheek	-	23230	782	24	23.10	23.03%	0.03	0.04	176
					RE Tilt	-	23230	782	24	23.10	23.03%	0.01	0.01	-
					LE Cheek	-	23230	782	24	23.10	23.03%	0.02	0.02	-
					LE Tilt	-	23230	782	24	23.10	23.03%	0.01	0.01	-
			25 RB	12	RE Cheek	-	23230	782	23	22.10	23.03%	0.02	0.02	-
					RE Tilt	-	23230	782	23	22.10	23.03%	0.01	0.01	-
					LE Cheek	-	23230	782	23	22.10	23.03%	0.02	0.02	-
					LE Tilt	-	23230	782	23	22.10	23.03%	0.01	0.01	-
			50 RB		RE Cheek	-	23230	782	23	21.93	27.94%	0.01	0.01	-
					RE Tilt	-	23230	782	23	21.93	27.94%	0.01	0.01	-
					LE Cheek	-	23230	782	23	21.93	27.94%	0.01	0.01	-
					LE Tilt	-	23230	782	23	21.93	27.94%	0.00	0.00	-
Body-worn	10MHz	QPSK	1RB	25	Front side	10	23230	782	24	23.10	23.03%	0.11	0.14	-
					Back side	10	23230	782	24	23.10	23.03%	0.13	0.16	-
Hotspot	10MHz	QPSK	1 RB	25	Front side	10	23230	782	24	23.10	23.03%	0.11	0.14	-
					Back side	10	23230	782	24	23.10	23.03%	0.13	0.16	177
					Top side	10	23230	782	24	23.10	23.03%	0.00	0.00	-
					Bottom side	10	23230	782	24	23.10	23.03%	0.04	0.05	-
					Right side	10	23230	782	24	23.10	23.03%	0.13	0.16	-
					Left side	10	23230	782	24	23.10	23.03%	0.00	0.00	-
			25 RB	12	Front side	10	23230	782	23	22.10	23.03%	0.09	0.11	-
					Back side	10	23230	782	23	22.10	23.03%	0.12	0.15	-
					Top side	10	23230	782	23	22.10	23.03%	0.00	0.00	-
					Bottom side	10	23230	782	23	22.10	23.03%	0.03	0.04	-
					Right side	10	23230	782	23	22.10	23.03%	0.12	0.15	-
					Left side	10	23230	782	23	22.10	23.03%	0.00	0.00	-
			50 RB		Front side	10	23230	782	23	21.93	27.94%	0.08	0.10	-
					Back side	10	23230	782	23	21.93	27.94%	0.12	0.15	-
					Top side	10	23230	782	23	21.93	27.94%	0.00	0.00	-
					Bottom side	10	23230	782	23	21.93	27.94%	0.02	0.03	-
					Right side	10	23230	782	23	21.93	27.94%	0.11	0.14	-
					Left side	10	23230	782	23	21.93	27.94%	0.00	0.00	-

Unless otherwise stated the results shown in this test report refer only to the sample(s) tested and such sample(s) are retained for 90 days only.
除非另有說明，此報告結果僅對測試之樣品負責，同時此樣品僅保留90天。本報告未經本公司書面許可，不可部份複製。
This document is issued by the Company subject to its General Conditions of Service printed overleaf, available on request or accessible at www.sgs.com/terms_and_conditions.htm and for electronic format documents, subject to Terms and Conditions for Electronic Documents at www.sgs.com/terms_e-document.htm. Attention is drawn to the limitation of liability, indemnification and jurisdiction issues defined therein. Any holder of this document is advised that information contained hereon reflects the Company's findings at the time of its intervention only and within the limits of Client's instructions, if any. The Company's sole responsibility is to its Client and this document does not exonerate parties to a transaction from exercising all their rights and obligations under the transaction documents. This document cannot be reproduced except in full, without prior written approval of the Company. Any unauthorized alteration, forgery or falsification of the content or appearance of this document is unlawful and offenders may be prosecuted to the fullest extent of the law.

LTE FDD Band 17

Mode	Bandwidth (MHz)	Modulation	RB Size	RB start	Position	Distance (mm)	CH	Freq. (MHz)	Max. Rated Avg. Power + Max. Tolerance (dBm)	Measured Avg. Power (dBm)	Scaling	Averaged SAR over 1g (W/kg)		Plot page
												Measured	Reported	
Head	10MHz	QPSK	1 RB	49	RE Cheek	-	23790	710	24	23.49	12.46%	0.06	0.07	178
					RE Tilt	-	23790	710	24	23.49	12.46%	0.03	0.03	-
					LE Cheek	-	23790	710	24	23.49	12.46%	0.06	0.07	-
					LE Tilt	-	23790	710	24	23.49	12.46%	0.03	0.03	-
			25 RB	12	RE Cheek	-	23780	709	23	22.32	16.95%	0.06	0.07	-
					RE Tilt	-	23780	709	23	22.32	16.95%	0.03	0.04	-
					LE Cheek	-	23780	709	23	22.32	16.95%	0.05	0.06	-
					LE Tilt	-	23780	709	23	22.32	16.95%	0.03	0.04	-
			50 RB		RE Cheek	-	23780	709	23	22.14	21.90%	0.05	0.06	-
					RE Tilt	-	23780	709	23	22.14	21.90%	0.02	0.02	-
					LE Cheek	-	23780	709	23	22.14	21.90%	0.04	0.05	-
					LE Tilt	-	23780	709	23	22.14	21.90%	0.02	0.02	-
Body-worn	10MHz	QPSK	1RB	49	Front side	10	23790	710	24	23.49	12.46%	0.26	0.29	-
					Back side	10	23790	710	24	23.49	12.46%	0.31	0.35	-
Hotspot	10MHz	QPSK	1 RB	49	Front side	10	23790	710	24	23.49	12.46%	0.26	0.29	-
					Back side	10	23790	710	24	23.49	12.46%	0.31	0.35	179
					Top side	10	23790	710	24	23.49	12.46%	0.01	0.01	-
					Bottom side	10	23790	710	24	23.49	12.46%	0.09	0.10	-
					Right side	10	23790	710	24	23.49	12.46%	0.30	0.34	-
					Left side	10	23790	710	24	23.49	12.46%	0.01	0.01	-
			25 RB	12	Front side	10	23780	709	23	22.32	16.95%	0.23	0.27	-
					Back side	10	23780	709	23	22.32	16.95%	0.28	0.33	-
					Top side	10	23780	709	23	22.32	16.95%	0.00	0.00	-
					Bottom side	10	23780	709	23	22.32	16.95%	0.08	0.09	-
					Right side	10	23780	709	23	22.32	16.95%	0.24	0.28	-
					Left side	10	23780	709	23	22.32	16.95%	0.01	0.01	-
			50 RB		Front side	10	23780	709	23	22.14	21.90%	0.21	0.26	-
					Back side	10	23780	709	23	22.14	21.90%	0.26	0.32	-
					Top side	10	23780	709	23	22.14	21.90%	0.00	0.00	-
					Bottom side	10	23780	709	23	22.14	21.90%	0.07	0.09	-
					Right side	10	23780	709	23	22.14	21.90%	0.22	0.27	-
					Left side	10	23780	709	23	22.14	21.90%	0.01	0.01	-

Unless otherwise stated the results shown in this test report refer only to the sample(s) tested and such sample(s) are retained for 90 days only.
除非另有說明，此報告結果僅對測試之樣品負責，同時此樣品僅保留90天。本報告未經本公司書面許可，不可部份複製。
This document is issued by the Company subject to its General Conditions of Service printed overleaf, available on request or accessible at www.sgs.com/terms_and_conditions.htm and for electronic format documents, subject to Terms and Conditions for Electronic Documents at www.sgs.com/terms_e-document.htm. Attention is drawn to the limitation of liability, indemnification and jurisdiction issues defined therein. Any holder of this document is advised that information contained hereon reflects the Company's findings at the time of its intervention only and within the limits of Client's instructions, if any. The Company's sole responsibility is to its Client and this document does not exonerate parties to a transaction from exercising all their rights and obligations under the transaction documents. This document cannot be reproduced except in full, without prior written approval of the Company. Any unauthorized alteration, forgery or falsification of the content or appearance of this document is unlawful and offenders may be prosecuted to the fullest extent of the law.

LTE TDD Band 38

Mode	Bandwidth (MHz)	Modulation	RB Size	RB start	Position	Distance (mm)	CH	Freq. (MHz)	Max. Rated Avg. Power + Max. Tolerance (dBm)	Measured Avg. Power (dBm)	Scaling	Averaged SAR over 1g (W/kg)		Plot page
												Measured	Reported	
Head	20MHz	QPSK	1 RB	99	RE Cheek	-	38000	2595	24	23.07	23.88%	0.02	0.02	-
					RE Tilt	-	38000	2595	24	23.07	23.88%	0.02	0.02	-
					LE Cheek	-	38000	2595	24	23.07	23.88%	0.07	0.09	180
					LE Tilt	-	38000	2595	24	23.07	23.88%	0.04	0.05	-
			50 RB	25	RE Cheek	-	37850	2580	23	22.18	20.78%	0.02	0.02	-
					RE Tilt	-	37850	2580	23	22.18	20.78%	0.01	0.01	-
					LE Cheek	-	37850	2580	23	22.18	20.78%	0.06	0.07	-
					LE Tilt	-	37850	2580	23	22.18	20.78%	0.03	0.04	-
			100 RB		RE Cheek	-	37850	2580	23	21.97	26.77%	0.01	0.01	-
					RE Tilt	-	37850	2580	23	21.97	26.77%	0.01	0.01	-
					LE Cheek	-	37850	2580	23	21.97	26.77%	0.05	0.06	-
					LE Tilt	-	37850	2580	23	21.97	26.77%	0.03	0.04	-
Body-worn	20MHz	QPSK	1RB	99	Front side	10	38000	2595	24	23.07	23.88%	0.20	0.25	-
					Back side	10	38000	2595	24	23.07	23.88%	0.23	0.28	-
Hotspot	20MHz	QPSK	1 RB	99	Front side	10	38000	2595	24	23.07	23.88%	0.20	0.25	-
					Back side	10	38000	2595	24	23.07	23.88%	0.23	0.28	181
					Top side	10	38000	2595	24	23.07	23.88%	0.01	0.01	-
					Bottom side	10	38000	2595	24	23.07	23.88%	0.09	0.11	-
					Right side	10	38000	2595	24	23.07	23.88%	0.01	0.01	-
					Left side	10	38000	2595	24	23.07	23.88%	0.14	0.17	-
			50 RB	25	Front side	10	37850	2580	23	22.18	20.78%	0.17	0.21	-
					Back side	10	37850	2580	23	22.18	20.78%	0.21	0.25	-
					Top side	10	37850	2580	23	22.18	20.78%	0.00	0.00	-
					Bottom side	10	37850	2580	23	22.18	20.78%	0.07	0.08	-
					Right side	10	37850	2580	23	22.18	20.78%	0.01	0.01	-
					Left side	10	37850	2580	23	22.18	20.78%	0.12	0.14	-
			100 RB		Front side	10	37850	2580	23	21.97	26.77%	0.15	0.19	-
					Back side	10	37850	2580	23	21.97	26.77%	0.19	0.24	-
					Top side	10	37850	2580	23	21.97	26.77%	0.00	0.00	-
					Bottom side	10	37850	2580	23	21.97	26.77%	0.06	0.08	-
					Right side	10	37850	2580	23	21.97	26.77%	0.01	0.01	-
					Left side	10	37850	2580	23	21.97	26.77%	0.10	0.13	-

Unless otherwise stated the results shown in this test report refer only to the sample(s) tested and such sample(s) are retained for 90 days only.
除非另有說明，此報告結果僅對測試之樣品負責，同時此樣品僅保留90天。本報告未經本公司書面許可，不可部份複製。
This document is issued by the Company subject to its General Conditions of Service printed overleaf, available on request or accessible at www.sgs.com/terms_and_conditions.htm and for electronic format documents, subject to Terms and Conditions for Electronic Documents at www.sgs.com/terms_e-document.htm. Attention is drawn to the limitation of liability, indemnification and jurisdiction issues defined therein. Any holder of this document is advised that information contained hereon reflects the Company's findings at the time of its intervention only and within the limits of Client's instructions, if any. The Company's sole responsibility is to its Client and this document does not exonerate parties to a transaction from exercising all their rights and obligations under the transaction documents. This document cannot be reproduced except in full, without prior written approval of the Company. Any unauthorized alteration, forgery or falsification of the content or appearance of this document is unlawful and offenders may be prosecuted to the fullest extent of the law.

WLAN 802.11b (Ant 0 antenna)

Antenna	Mode	Position	Distance (mm)	CH	Freq. (MHz)	Max. Rated Avg. Power + Max. Tolerance (dBm)	Measured Avg. Power (dBm)	Scaling	Averaged SAR over 1g (W/kg)		Plot page
									Measured	Reported	
Ant 0	Head	RE Cheek	-	1	2412	14	13.96	0.86%	0.11	0.11	-
		RE Tilt	-	1	2412	14	13.96	0.86%	0.05	0.05	-
		LE Cheek	-	1	2412	14	13.96	0.86%	0.17	0.17	182
		LE Tilt	-	1	2412	14	13.96	0.86%	0.15	0.15	-
	Body-worn	Front side	10	1	2412	14	13.96	0.86%	0.05	0.05	-
		Back side	10	1	2412	14	13.96	0.86%	0.04	0.04	-
	Hotspot	Front side	10	1	2412	14	13.96	0.86%	0.05	0.05	183
		Back side	10	1	2412	14	13.96	0.86%	0.04	0.04	-
		Top side	10	1	2412	14	13.96	0.86%	0.01	0.01	-
		Bottom side	10	1	2412	14	13.96	0.86%	0.00	0.00	-
		Right side	10	1	2412	14	13.96	0.86%	0.03	0.03	-
		Left side	10	1	2412	14	13.96	0.86%	0.00	0.00	-

Bluetooth (GFSK)

Antenna	Mode	Position	Distance (mm)	CH	Freq. (MHz)	Max. Rated Avg. Power + Max. Tolerance (dBm)	Measured Avg. Power (dBm)	Scaling	Averaged SAR over 1g (W/kg)		Plot page
									Measured	Reported	
Ant 0	Head	RE Cheek	-	39	2441	13.2	13.12	1.86%	0.07	0.07	-
		RE Tilt	-	39	2441	13.2	13.12	1.86%	0.06	0.06	-
		LE Cheek	-	39	2441	13.2	13.12	1.86%	0.17	0.17	184
		LE Tilt	-	39	2441	13.2	13.12	1.86%	0.11	0.11	-
	Body-worn	Front side	10	39	2441	13.2	13.12	1.86%	0.04	0.04	185
		Back side	10	39	2441	13.2	13.12	1.86%	0.04	0.04	-

Antenna	Mode	Position	Distance (mm)	CH	Freq. (MHz)	Max. Rated Avg. Power + Max. Tolerance (dBm)	Measured Avg. Power (dBm)	Scaling	Averaged SAR over 10g (W/kg)		Plot page
									Measured	Reported	
Ant 0	product specific 10-g SAR	Front side	0	39	2441	13.2	13.12	1.86%	0.12	0.12	186
		Back side	0	39	2441	13.2	13.12	1.86%	0.10	0.10	-
		Top side	0	39	2441	13.2	13.12	1.86%	0.04	0.04	-
		Bottom side	0	39	2441	13.2	13.12	1.86%	0.00	0.00	-
		Right side	0	39	2441	13.2	13.12	1.86%	0.07	0.07	-
		Left side	0	39	2441	13.2	13.12	1.86%	0.00	0.00	-

Unless otherwise stated the results shown in this test report refer only to the sample(s) tested and such sample(s) are retained for 90 days only.
除非另有說明，此報告結果僅對測試之樣品負責，同時此樣品僅保留90天。本報告未經本公司書面許可，不可部份複製。
This document is issued by the Company subject to its General Conditions of Service printed overleaf, available on request or accessible at www.sgs.com/terms_and_conditions.htm and for electronic format documents, subject to Terms and Conditions for Electronic Documents at www.sgs.com/terms_e-document.htm. Attention is drawn to the limitation of liability, indemnification and jurisdiction issues defined therein. Any holder of this document is advised that information contained hereon reflects the Company's findings at the time of its intervention only and within the limits of Client's instructions, if any. The Company's sole responsibility is to its Client and this document does not exonerate parties to a transaction from exercising all their rights and obligations under the transaction documents. This document cannot be reproduced except in full, without prior written approval of the Company. Any unauthorized alteration, forgery or falsification of the content or appearance of this document is unlawful and offenders may be prosecuted to the fullest extent of the law.

WLAN 802.11n(40M) 5.2G (Ant 0 antenna)

Antenna	Mode	Position	Distance (mm)	CH	Freq. (MHz)	Max. Rated Avg. Power + Max. Tolerance (dBm)	Measured Avg. Power (dBm)	Scaling	Averaged SAR over 1g (W/kg)		Plot page
									Measured	Reported	
Ant 0	Head	RE Cheek	-	46	5230	14	13.93	1.69%	0.14	0.14	-
		RE Tilt	-	46	5230	14	13.93	1.69%	0.07	0.07	-
		LE Cheek	-	46	5230	14	13.93	1.69%	0.34	0.35	187
		LE Tilt	-	46	5230	14	13.93	1.69%	0.23	0.23	-
	Body-worn	Front side	10	46	5230	14	13.93	1.69%	0.06	0.06	-
		Back side	10	46	5230	14	13.93	1.69%	0.06	0.06	-
	Hotspot	Front side	10	46	5230	14	13.93	1.69%	0.06	0.06	188
		Back side	10	46	5230	14	13.93	1.69%	0.06	0.06	-
		Top side	10	46	5230	14	13.93	1.69%	0.02	0.02	-
		Bottom side	10	46	5230	14	13.93	1.69%	0.01	0.01	-
		Right side	10	46	5230	14	13.93	1.69%	0.02	0.02	-
		Left side	10	46	5230	14	13.93	1.69%	0.00	0.00	-

WLAN 802.11n(40M) 5.3G (Ant 0 antenna)

Antenna	Mode	Position	Distance (mm)	CH	Freq. (MHz)	Max. Rated Avg. Power + Max. Tolerance (dBm)	Measured Avg. Power (dBm)	Scaling	Averaged SAR over 1g (W/kg)		Plot page
									Measured	Reported	
Ant 0	Head	RE Cheek	-	54	5270	14	13.90	2.39%	0.11	0.11	-
		RE Tilt	-	54	5270	14	13.90	2.39%	0.06	0.06	-
		LE Cheek	-	54	5270	14	13.90	2.39%	0.33	0.34	189
		LE Tilt	-	54	5270	14	13.90	2.39%	0.21	0.22	-
	Body-worn	Front side	10	54	5270	14	13.90	2.39%	0.07	0.07	190
		Back side	10	54	5270	14	13.90	2.39%	0.06	0.06	-
Antenna	Mode	Position	Distance (mm)	CH	Freq. (MHz)	Max. Rated Avg. Power + Max. Tolerance (dBm)	Measured Avg. Power (dBm)	Scaling	Averaged SAR over 10g (W/kg)		Plot page
									Measured	Reported	
Ant 0	product specific 10-g SAR	Front side	0	54	5270	14	13.90	2.39%	0.16	0.16	191
		Back side	0	54	5270	14	13.90	2.39%	0.10	0.10	-
		Top side	0	54	5270	14	13.90	2.39%	0.06	0.06	-
		Bottom side	0	54	5270	14	13.90	2.39%	0.00	0.00	-
		Right side	0	54	5270	14	13.90	2.39%	0.09	0.09	-
		Left side	0	54	5270	14	13.90	2.39%	0.02	0.02	-

Unless otherwise stated the results shown in this test report refer only to the sample(s) tested and such sample(s) are retained for 90 days only.
除非另有說明，此報告結果僅對測試之樣品負責，同時此樣品僅保留90天。本報告未經本公司書面許可，不可部份複製。
This document is issued by the Company subject to its General Conditions of Service printed overleaf, available on request or accessible at www.sgs.com/terms_and_conditions.htm and for electronic format documents, subject to Terms and Conditions for Electronic Documents at www.sgs.com/terms_e-document.htm. Attention is drawn to the limitation of liability, indemnification and jurisdiction issues defined therein. Any holder of this document is advised that information contained hereon reflects the Company's findings at the time of its intervention only and within the limits of Client's instructions, if any. The Company's sole responsibility is to its Client and this document does not exonerate parties to a transaction from exercising all their rights and obligations under the transaction documents. This document cannot be reproduced except in full, without prior written approval of the Company. Any unauthorized alteration, forgery or falsification of the content or appearance of this document is unlawful and offenders may be prosecuted to the fullest extent of the law.

WLAN 802.11ac(80M) 5.6G (Ant 0 antenna)

Antenna	Mode	Position	Distance (mm)	CH	Freq. (MHz)	Max. Rated Avg. Power + Max. Tolerance (dBm)	Measured Avg. Power (dBm)	Scaling	Averaged SAR over 1g (W/kg)		Plot page
									Measured	Reported	
Ant 0	Head	RE Cheek	-	122	5610	14	13.85	3.57%	0.11	0.11	-
		RE Tilt	-	122	5610	14	13.85	3.57%	0.05	0.05	-
		LE Cheek	-	122	5610	14	13.85	3.57%	0.28	0.29	192
		LE Tilt	-	122	5610	14	13.85	3.57%	0.18	0.19	-
	Body-worn	Front side	10	122	5610	14	13.85	3.57%	0.03	0.03	193
		Back side	10	122	5610	14	13.85	3.57%	0.03	0.03	-

Antenna	Mode	Position	Distance (mm)	CH	Freq. (MHz)	Max. Rated Avg. Power + Max. Tolerance (dBm)	Measured Avg. Power (dBm)	Scaling	Averaged SAR over 10g (W/kg)		Plot page
									Measured	Reported	
Ant 0	product specific 10-g SAR	Front side	0	122	5610	14	13.85	3.57%	0.14	0.14	194
		Back side	0	122	5610	14	13.85	3.57%	0.06	0.06	-
		Top side	0	122	5610	14	13.85	3.57%	0.05	0.05	-
		Bottom side	0	122	5610	14	13.85	3.57%	0.00	0.00	-
		Right side	0	122	5610	14	13.85	3.57%	0.06	0.06	-
		Left side	0	122	5610	14	13.85	3.57%	0.01	0.01	-

WLAN 802.11n(40M) 5.8G (Ant 0 antenna)

Antenna	Mode	Position	Distance (mm)	CH	Freq. (MHz)	Max. Rated Avg. Power + Max. Tolerance (dBm)	Measured Avg. Power (dBm)	Scaling	Averaged SAR over 1g (W/kg)		Plot page
									Measured	Reported	
Ant 0	Head	RE Cheek	-	159	5795	14	13.88	2.86%	0.10	0.10	-
		RE Tilt	-	159	5795	14	13.88	2.86%	0.05	0.05	-
		LE Cheek	-	159	5795	14	13.88	2.86%	0.25	0.26	195
		LE Tilt	-	159	5795	14	13.88	2.86%	0.17	0.17	-
	Body-worn	Front side	10	159	5795	14	13.88	2.86%	0.05	0.05	-
		Back side	10	159	5795	14	13.88	2.86%	0.04	0.04	-
	Hotspot	Front side	10	159	5795	14	13.88	2.86%	0.05	0.05	196
		Back side	10	159	5795	14	13.88	2.86%	0.04	0.04	-
		Top side	10	159	5795	14	13.88	2.86%	0.01	0.01	-
		Bottom side	10	159	5795	14	13.88	2.86%	0.01	0.01	-
		Right side	10	159	5795	14	13.88	2.86%	0.01	0.01	-
		Left side	10	159	5795	14	13.88	2.86%	0.00	0.00	-

Unless otherwise stated the results shown in this test report refer only to the sample(s) tested and such sample(s) are retained for 90 days only.
除非另有說明，此報告結果僅對測試之樣品負責，同時此樣品僅保留90天。本報告未經本公司書面許可，不可部份複製。
This document is issued by the Company subject to its General Conditions of Service printed overleaf, available on request or accessible at www.sgs.com/terms_and_conditions.htm and for electronic format documents, subject to Terms and Conditions for Electronic Documents at www.sgs.com/terms_e-document.htm. Attention is drawn to the limitation of liability, indemnification and jurisdiction issues defined therein. Any holder of this document is advised that information contained hereon reflects the Company's findings at the time of its intervention only and within the limits of Client's instructions, if any. The Company's sole responsibility is to its Client and this document does not exonerate parties to a transaction from exercising all their rights and obligations under the transaction documents. This document cannot be reproduced except in full, without prior written approval of the Company. Any unauthorized alteration, forgery or falsification of the content or appearance of this document is unlawful and offenders may be prosecuted to the fullest extent of the law.

WLAN 802.11b (Ant 1 antenna)

Antenna	Mode	Position	Distance (mm)	CH	Freq. (MHz)	Max. Rated Avg. Power + Max. Tolerance (dBm)	Measured Avg. Power (dBm)	Scaling	Averaged SAR over 1g (W/kg)		Plot page
									Measured	Reported	
Ant 1	Head	RE Cheek	-	1	2412	14	13.93	1.56%	0.05	0.05	197
		RE Tilt	-	1	2412	14	13.93	1.56%	0.03	0.03	-
		LE Cheek	-	1	2412	14	13.93	1.56%	0.02	0.02	-
		LE Tilt	-	1	2412	14	13.93	1.56%	0.01	0.01	-
	Body-worn	Front side	10	1	2412	14	13.93	1.56%	0.01	0.01	-
		Back side	10	1	2412	14	13.93	1.56%	0.03	0.03	-
	Hotspot	Front side	10	1	2412	14	13.93	1.56%	0.01	0.01	-
		Back side	10	1	2412	14	13.93	1.56%	0.03	0.03	198
		Top side	10	1	2412	14	13.93	1.56%	0.02	0.02	-
		Bottom side	10	1	2412	14	13.93	1.56%	0.00	0.00	-
		Right side	10	1	2412	14	13.93	1.56%	0.02	0.02	-
		Left side	10	1	2412	14	13.93	1.56%	0.01	0.01	-

WLAN 802.11n(40M) 5.2G (Ant 1 antenna)

Antenna	Mode	Position	Distance (mm)	CH	Freq. (MHz)	Max. Rated Avg. Power + Max. Tolerance (dBm)	Measured Avg. Power (dBm)	Scaling	Averaged SAR over 1g (W/kg)		Plot page
									Measured	Reported	
Ant 1	Head	RE Cheek	-	46	5230	14	13.89	2.63%	0.08	0.08	199
		RE Tilt	-	46	5230	14	13.89	2.63%	0.07	0.07	-
		LE Cheek	-	46	5230	14	13.89	2.63%	0.06	0.06	-
		LE Tilt	-	46	5230	14	13.89	2.63%	0.01	0.01	-
	Body-worn	Front side	10	46	5230	14	13.89	2.63%	0.01	0.01	-
		Back side	10	46	5230	14	13.89	2.63%	0.07	0.07	-
	Hotspot	Front side	10	46	5230	14	13.89	2.63%	0.01	0.01	-
		Back side	10	46	5230	14	13.89	2.63%	0.07	0.07	200
		Top side	10	46	5230	14	13.89	2.63%	0.01	0.01	-
		Bottom side	10	46	5230	14	13.89	2.63%	0.00	0.00	-
		Right side	10	46	5230	14	13.89	2.63%	0.01	0.01	-
		Left side	10	46	5230	14	13.89	2.63%	0.02	0.02	-

Unless otherwise stated the results shown in this test report refer only to the sample(s) tested and such sample(s) are retained for 90 days only.
除非另有說明，此報告結果僅對測試之樣品負責，同時此樣品僅保留90天。本報告未經本公司書面許可，不可部份複製。
This document is issued by the Company subject to its General Conditions of Service printed overleaf, available on request or accessible at www.sgs.com/terms_and_conditions.htm and for electronic format documents, subject to Terms and Conditions for Electronic Documents at www.sgs.com/terms_e-document.htm. Attention is drawn to the limitation of liability, indemnification and jurisdiction issues defined therein. Any holder of this document is advised that information contained hereon reflects the Company's findings at the time of its intervention only and within the limits of Client's instructions, if any. The Company's sole responsibility is to its Client and this document does not exonerate parties to a transaction from exercising all their rights and obligations under the transaction documents. This document cannot be reproduced except in full, without prior written approval of the Company. Any unauthorized alteration, forgery or falsification of the content or appearance of this document is unlawful and offenders may be prosecuted to the fullest extent of the law.

WLAN 802.11n(40M) 5.3G (Ant 1 antenna)

Antenna	Mode	Position	Distance (mm)	CH	Freq. (MHz)	Max. Rated Avg. Power + Max. Tolerance (dBm)	Measured Avg. Power (dBm)	Scaling	Averaged SAR over 1g (W/kg)		Plot page
									Measured	Reported	
Ant 1	Head	RE Cheek	-	54	5270	14	13.86	3.34%	0.06	0.06	201
		RE Tilt	-	54	5270	14	13.86	3.34%	0.04	0.04	-
		LE Cheek	-	54	5270	14	13.86	3.34%	0.04	0.04	-
		LE Tilt	-	54	5270	14	13.86	3.34%	0.01	0.01	-
	Body-worn	Front side	10	54	5270	14	13.86	3.34%	0.01	0.01	-
		Back side	10	54	5270	14	13.86	3.34%	0.07	0.07	202

Antenna	Mode	Position	Distance (mm)	CH	Freq. (MHz)	Max. Rated Avg. Power + Max. Tolerance (dBm)	Measured Avg. Power (dBm)	Scaling	Averaged SAR over 10g (W/kg)		Plot page
									Measured	Reported	
Ant 1	product specific 10-g SAR	Front side	0	54	5270	14	13.86	3.34%	0.02	0.02	-
		Back side	0	54	5270	14	13.86	3.34%	0.22	0.23	203
		Top side	0	54	5270	14	13.86	3.34%	0.02	0.02	-
		Bottom side	0	54	5270	14	13.86	3.34%	0.01	0.01	-
		Right side	0	54	5270	14	13.86	3.34%	0.01	0.01	-
		Left side	0	54	5270	14	13.86	3.34%	0.07	0.07	-

WLAN 802.11ac(80M) 5.6G (Ant 1 antenna)

Antenna	Mode	Position	Distance (mm)	CH	Freq. (MHz)	Max. Rated Avg. Power + Max. Tolerance (dBm)	Measured Avg. Power (dBm)	Scaling	Averaged SAR over 1g (W/kg)		Plot page
									Measured	Reported	
Ant 1	Head	RE Cheek	-	122	5610	14	13.83	4.05%	0.07	0.07	204
		RE Tilt	-	122	5610	14	13.83	4.05%	0.06	0.06	-
		LE Cheek	-	122	5610	14	13.83	4.05%	0.05	0.05	-
		LE Tilt	-	122	5610	14	13.83	4.05%	0.01	0.01	-
	Body-worn	Front side	10	122	5610	14	13.83	4.05%	0.02	0.02	-
		Back side	10	122	5610	14	13.83	4.05%	0.21	0.22	205

Antenna	Mode	Position	Distance (mm)	CH	Freq. (MHz)	Max. Rated Avg. Power + Max. Tolerance (dBm)	Measured Avg. Power (dBm)	Scaling	Averaged SAR over 10g (W/kg)		Plot page
									Measured	Reported	
Ant 1	product specific 10-g SAR	Front side	0	122	5610	14	13.83	4.05%	0.04	0.04	-
		Back side	0	122	5610	14	13.83	4.05%	0.46	0.48	206
		Top side	0	122	5610	14	13.83	4.05%	0.03	0.03	-
		Bottom side	0	122	5610	14	13.83	4.05%	0.01	0.01	-
		Right side	0	122	5610	14	13.83	4.05%	0.02	0.02	-
		Left side	0	122	5610	14	13.83	4.05%	0.12	0.12	-

Unless otherwise stated the results shown in this test report refer only to the sample(s) tested and such sample(s) are retained for 90 days only.
除非另有說明，此報告結果僅對測試之樣品負責，同時此樣品僅保留90天。本報告未經本公司書面許可，不可部份複製。
This document is issued by the Company subject to its General Conditions of Service printed overleaf, available on request or accessible at www.sgs.com/terms_and_conditions.htm and for electronic format documents, subject to Terms and Conditions for Electronic Documents at www.sgs.com/terms_e-document.htm. Attention is drawn to the limitation of liability, indemnification and jurisdiction issues defined therein. Any holder of this document is advised that information contained hereon reflects the Company's findings at the time of its intervention only and within the limits of Client's instructions, if any. The Company's sole responsibility is to its Client and this document does not exonerate parties to a transaction from exercising all their rights and obligations under the transaction documents. This document cannot be reproduced except in full, without prior written approval of the Company. Any unauthorized alteration, forgery or falsification of the content or appearance of this document is unlawful and offenders may be prosecuted to the fullest extent of the law.

WLAN 802.11n(40M) 5.8G (Ant 1 antenna)

Antenna	Mode	Position	Distance (mm)	CH	Freq. (MHz)	Max. Rated Avg. Power + Max. Tolerance (dBm)	Measured Avg. Power (dBm)	Scaling	Averaged SAR over 1g (W/kg)		Plot page
									Measured	Reported	
Ant 1	Head	RE Cheek	-	159	5795	14	13.84	3.82%	0.10	0.10	207
		RE Tilt	-	159	5795	14	13.84	3.82%	0.08	0.08	-
		LE Cheek	-	159	5795	14	13.84	3.82%	0.08	0.08	-
		LE Tilt	-	159	5795	14	13.84	3.82%	0.01	0.01	-
	Body-worn	Front side	10	159	5795	14	13.84	3.82%	0.01	0.01	-
		Back side	10	159	5795	14	13.84	3.82%	0.17	0.18	-
	Hotspot	Front side	10	159	5795	14	13.84	3.82%	0.01	0.01	-
		Back side	10	159	5795	14	13.84	3.82%	0.17	0.18	208
		Top side	10	159	5795	14	13.84	3.82%	0.03	0.03	-
		Bottom side	10	159	5795	14	13.84	3.82%	0.01	0.01	-
		Right side	10	159	5795	14	13.84	3.82%	0.00	0.00	-
		Left side	10	159	5795	14	13.84	3.82%	0.04	0.04	-

Note:

$$\text{Scaling} = \frac{\text{reported SAR}}{\text{measured SAR}} = \frac{P2(mW)}{P1(mW)} = 10^{\left(\frac{P2-P1}{10}\right)(dBm)}$$

Reported SAR = measured SAR * (scaling)

Where P2 is maximum specified power, P1 is measured conducted power

2.3 Reporting statements of conformity

The conformity statement in this report is based solely on the test results, measurement uncertainty is excluded.

Unless otherwise stated the results shown in this test report refer only to the sample(s) tested and such sample(s) are retained for 90 days only.
除非另有說明，此報告結果僅對測試之樣品負責，同時此樣品僅保留90天。本報告未經本公司書面許可，不可部份複製。
This document is issued by the Company subject to its General Conditions of Service printed overleaf, available on request or accessible at www.sgs.com/terms_and_conditions.htm and for electronic format documents, subject to Terms and Conditions for Electronic Documents at www.sgs.com/terms_e-document.htm. Attention is drawn to the limitation of liability, indemnification and jurisdiction issues defined therein. Any holder of this document is advised that information contained hereon reflects the Company's findings at the time of its intervention only and within the limits of Client's instructions, if any. The Company's sole responsibility is to its Client and this document does not exonerate parties to a transaction from exercising all their rights and obligations under the transaction documents. This document cannot be reproduced except in full, without prior written approval of the Company. Any unauthorized alteration, forgery or falsification of the content or appearance of this document is unlawful and offenders may be prosecuted to the fullest extent of the law.

3. Simultaneous Transmission Analysis

Simultaneous Transmission Scenarios:

Simultaneous Transmit Configurations	Head	Body-Worn	Hotspot	Product specific 10-g SAR
GSM + 2.4GHz Wi-Fi Ant 0 + 2.4GHz WiFi Ant 1	Yes	Yes	No	Yes
GPRS + 2.4GHz Wi-Fi Ant 0 + 2.4GHz WiFi Ant 1	No	No	Yes	Yes
WCDMA + 2.4GHz Wi-Fi Ant 0 + 2.4GHz WiFi Ant 1	Yes	Yes	Yes	Yes
LTE + 2.4GHz Wi-Fi Ant 0 + 2.4GHz WiFi Ant 1	Yes	Yes	Yes	Yes
GSM + 2.4GHz Wi-Fi Ant 0 + 5GHz WiFi Ant 1	Yes	Yes	No	Yes
GPRS + 2.4GHz Wi-Fi Ant 0 + 5GHz WiFi Ant 1	No	No	Yes / No (Wi-Fi 5.3G/5.6G)	Yes
WCDMA + 2.4GHz Wi-Fi Ant 0 + 5GHz WiFi Ant 1	Yes	Yes	Yes / No (Wi-Fi 5.3G/5.6G)	Yes
LTE + 2.4GHz Wi-Fi Ant 0 + 5GHz WiFi Ant 1	Yes	Yes	Yes / No (Wi-Fi 5.3G/5.6G)	Yes
GSM + 5GHz Wi-Fi Ant 0 + 5GHz Wi-Fi Ant 1	Yes	Yes	No	Yes
GPRS + 5GHz Wi-Fi Ant 0 + 5GHz Wi-Fi Ant 1	No	Yes	Yes / No (Wi-Fi 5.3G/5.6G)	Yes
WCDMA + 5GHz Wi-Fi Ant 0 + 5GHz Wi-Fi Ant 1	Yes	Yes	Yes / No (Wi-Fi 5.3G/5.6G)	Yes
LTE + 5GHz Wi-Fi Ant 0 + 5GHz Wi-Fi Ant 1	Yes	Yes	Yes / No (Wi-Fi 5.3G/5.6G)	Yes
GSM + 5GHz Wi-Fi Ant 0 + BT + 5GHz Wi-Fi Ant 1	Yes	Yes	No	Yes
GPRS + 5GHz Wi-Fi Ant 0 + BT + 5GHz Wi-Fi Ant 1	No	Yes	Yes / No (Wi-Fi 5.3G/5.6G)	Yes
WCDMA + 5GHz Wi-Fi Ant 0 + BT + 5GHz Wi-Fi Ant 1	Yes	Yes	Yes / No (Wi-Fi 5.3G/5.6G)	Yes
LTE + 5GHz Wi-Fi Ant 0 + BT + 5GHz Wi-Fi Ant 1	Yes	Yes	Yes / No (Wi-Fi 5.3G/5.6G)	Yes
GSM + BT + 5GHz WiFi Ant 1	Yes	Yes	No	Yes
GPRS + BT + 5GHz WiFi Ant 1	No	Yes	Yes / No (Wi-Fi 5.3G/5.6G)	Yes
WCDMA + BT + 5GHz Wi-Fi Ant 1	Yes	Yes	Yes / No (Wi-Fi 5.3G/5.6G)	Yes
LTE + BT + 5GHz Wi-Fi Ant 1	Yes	Yes	Yes / No (Wi-Fi 5.3G/5.6G)	Yes

Note:
1. The device does not support DTM function. Body-worn accessory testing is typically associated with voice operations. Therefore, GSM voice was evaluated for body-worn SAR.
2. Based on KDB447498D01 note 36, when SAR test exclusion is allowed by other published RF exposure KDB procedures, such as the 2.5 cm hotspot mode SAR test exclusion for an edge or surface, then estimated SAR is not required to determine simultaneous SAR test exclusion.
3: Based on KDB 648474 D04v01r03 note 6, simultaneous transmission SAR for 10-g extremity SAR requires consideration only when standalone 10-g SAR is required.

Unless otherwise stated the results shown in this test report refer only to the sample(s) tested and such sample(s) are retained for 90 days only.
除非另有說明，此報告結果僅對測試之樣品負責，同時此樣品僅保留90天。本報告未經本公司書面許可，不可部份複製。
This document is issued by the Company subject to its General Conditions of Service printed overleaf, available on request or accessible at www.sgs.com/terms_and_conditions.htm and for electronic format documents, subject to Terms and Conditions for Electronic Documents at www.sgs.com/terms_e-document.htm. Attention is drawn to the limitation of liability, indemnification and jurisdiction issues defined therein. Any holder of this document is advised that information contained hereon reflects the Company's findings at the time of its intervention only and within the limits of Client's instructions, if any. The Company's sole responsibility is to its Client and this document does not exonerate parties to a transaction from exercising all their rights and obligations under the transaction documents. This document cannot be reproduced except in full, without prior written approval of the Company. Any unauthorized alteration, forgery or falsification of the content or appearance of this document is unlawful and offenders may be prosecuted to the fullest extent of the law.

3.1 Estimated SAR calculation

According to KDB447498 D01v06 – When standalone SAR test exclusion applies to an antenna that transmits simultaneously with other antennas, the standalone SAR must be estimated according to following to determine simultaneous transmission SAR test exclusion:

$$\text{Estimated SAR} = \frac{\text{Max. tune up power (mW)}}{\text{Min. test separation distance(mm)}} \times \frac{\sqrt{\text{f(GHz)}}}{7.5}$$

If the minimum test separation distance is < 5mm, a distance of 5mm is used for estimated SAR calculation. When the test separation distance is >50mm, the 0.4W/kg is used for SAR-1g.

3.2 SPLSR evaluation and analysis

Per KDB447498D01, when the sum of SAR is larger than the limit, SAR test exclusion is determined by the SAR sum to peak location separation ratio(SPLSR).

The simultaneous transmitting antennas in each operating mode and exposure condition combination must be considered one pair at a time to determine the SAR to peak location separation ratio to qualify for test exclusion.

The ratio is determined by **(SAR1 + SAR2)^1.5/Ri**, rounded to two decimal digits, and must be **≤ 0.04** for all antenna pairs in the configuration to qualify for 1-g SAR test exclusion.

SAR1 and SAR2 are the highest reported or estimated SAR for each antenna in the pair, and Ri is the separation distance between the peak SAR locations for the antenna pair in mm.

When standalone test exclusion applies, SAR is estimated; the peak location is assumed to be at the feed-point or geometric center of the antenna.

Unless otherwise stated the results shown in this test report refer only to the sample(s) tested and such sample(s) are retained for 90 days only.
除非另有說明，此報告結果僅對測試之樣品負責，同時此樣品僅保留90天。本報告未經本公司書面許可，不可部份複製。
This document is issued by the Company subject to its General Conditions of Service printed overleaf, available on request or accessible at www.sgs.com/terms_and_conditions.htm and for electronic format documents, subject to Terms and Conditions for Electronic Documents at www.sgs.com/terms_e-document.htm. Attention is drawn to the limitation of liability, indemnification and jurisdiction issues defined therein. Any holder of this document is advised that information contained hereon reflects the Company's findings at the time of its intervention only and within the limits of Client's instructions, if any. The Company's sole responsibility is to its Client and this document does not exonerate parties to a transaction from exercising all their rights and obligations under the transaction documents. This document cannot be reproduced except in full, without prior written approval of the Company. Any unauthorized alteration, forgery or falsification of the content or appearance of this document is unlawful and offenders may be prosecuted to the fullest extent of the law.

Simultaneous Transmission Combination

reported SAR WWAN and WLAN 2.4GHz MIMO, ΣSAR evaluation						
Frequency band	Position		reported SAR / W/kg			ΣSAR
			WWAN	Ant 0	Aant 1	<1.6W/kg
GSM 850	Head	Right cheek	0.07	0.11	0.05	0.23
		Right tilt	0.03	0.05	0.03	0.11
		Left cheek	0.06	0.17	0.02	0.25
		Left tilt	0.02	0.15	0.01	0.18
GPRS 850 (1Dn4UP)	Hotspot	Front side	0.24	0.05	0.01	0.30
		Back side	0.37	0.04	0.03	0.44
		Top side	0.03	0.01	0.02	0.06
		Bottom side	0.12	0.00	0.00	0.12
		Right side	0.22	0.03	0.02	0.27
		Left side	0.04	0.00	0.01	0.05
GSM 1900	Head	Right cheek	0.04	0.11	0.05	0.20
		Right tilt	0.04	0.05	0.03	0.12
		Left cheek	0.08	0.17	0.02	0.27
		Left tilt	0.04	0.15	0.01	0.20
GPRS 1900 (1Dn4UP)	Hotspot	Front side	0.13	0.05	0.01	0.19
		Back side	0.14	0.04	0.03	0.21
		Top side	0.01	0.01	0.02	0.04
		Bottom side	0.09	0.00	0.00	0.09
		Right side	0.01	0.03	0.02	0.06
		Left side	0.07	0.00	0.01	0.08
WCDMA Band II	Head	Right cheek	0.06	0.11	0.05	0.22
		Right tilt	0.05	0.05	0.03	0.13
		Left cheek	0.11	0.17	0.02	0.30
		Left tilt	0.06	0.15	0.01	0.22
	Hotspot	Front side	0.26	0.05	0.01	0.32
		Back side	0.30	0.04	0.03	0.37
		Top side	0.04	0.01	0.02	0.07
		Bottom side	0.18	0.00	0.00	0.18
		Right side	0.02	0.03	0.02	0.07
		Left side	0.14	0.00	0.01	0.15

Unless otherwise stated the results shown in this test report refer only to the sample(s) tested and such sample(s) are retained for 90 days only.
除非另有說明，此報告結果僅對測試之樣品負責，同時此樣品僅保留90天。本報告未經本公司書面許可，不可部份複製。
This document is issued by the Company subject to its General Conditions of Service printed overleaf, available on request or accessible at www.sgs.com/terms_and_conditions.htm and for electronic format documents, subject to Terms and Conditions for Electronic Documents at www.sgs.com/terms_e-document.htm. Attention is drawn to the limitation of liability, indemnification and jurisdiction issues defined therein. Any holder of this document is advised that information contained hereon reflects the Company's findings at the time of its intervention only and within the limits of Client's instructions, if any. The Company's sole responsibility is to its Client and this document does not exonerate parties to a transaction from exercising all their rights and obligations under the transaction documents. This document cannot be reproduced except in full, without prior written approval of the Company. Any unauthorized alteration, forgery or falsification of the content or appearance of this document is unlawful and offenders may be prosecuted to the fullest extent of the law.

reported SAR WWAN and WLAN 2.4GHz MIMO, ΣSAR evaluation						
Frequency band	Position		reported SAR / W/kg			ΣSAR
			WWAN	Ant 0	Ant 1	<1.6W/kg
WCDMA Band IV	Head	Right cheek	0.06	0.11	0.05	0.22
		Right tilt	0.05	0.05	0.03	0.13
		Left cheek	0.07	0.17	0.02	0.26
		Left tilt	0.04	0.15	0.01	0.20
	Hotspot	Front side	0.23	0.05	0.01	0.29
		Back side	0.25	0.04	0.03	0.32
		Top side	0.01	0.01	0.02	0.04
		Bottom side	0.08	0.00	0.00	0.08
		Right side	0.01	0.03	0.02	0.06
		Left side	0.09	0.00	0.01	0.10
WCDMA Band V	Head	Right cheek	0.06	0.11	0.05	0.22
		Right tilt	0.02	0.05	0.03	0.10
		Left cheek	0.05	0.17	0.02	0.24
		Left tilt	0.02	0.15	0.01	0.18
	Hotspot	Front side	0.24	0.05	0.01	0.30
		Back side	0.33	0.04	0.03	0.40
		Top side	0.01	0.01	0.02	0.04
		Bottom side	0.14	0.00	0.00	0.14
		Right side	0.25	0.03	0.02	0.30
		Left side	0.05	0.00	0.01	0.06
LTE FDD Band 2	Head	Right cheek	0.06	0.11	0.05	0.22
		Right tilt	0.06	0.05	0.03	0.14
		Left cheek	0.08	0.17	0.02	0.27
		Left tilt	0.06	0.15	0.01	0.22
	Hotspot	Front side	0.28	0.05	0.01	0.34
		Back side	0.31	0.04	0.03	0.38
		Top side	0.03	0.01	0.02	0.06
		Bottom side	0.16	0.00	0.00	0.16
		Right side	0.03	0.03	0.02	0.08
		Left side	0.13	0.00	0.01	0.14

Unless otherwise stated the results shown in this test report refer only to the sample(s) tested and such sample(s) are retained for 90 days only.
除非另有說明，此報告結果僅對測試之樣品負責，同時此樣品僅保留90天。本報告未經本公司書面許可，不可部份複製。
This document is issued by the Company subject to its General Conditions of Service printed overleaf, available on request or accessible at www.sgs.com/terms_and_conditions.htm and for electronic format documents, subject to Terms and Conditions for Electronic Documents at www.sgs.com/terms_e-document.htm. Attention is drawn to the limitation of liability, indemnification and jurisdiction issues defined therein. Any holder of this document is advised that information contained hereon reflects the Company's findings at the time of its intervention only and within the limits of Client's instructions, if any. The Company's sole responsibility is to its Client and this document does not exonerate parties to a transaction from exercising all their rights and obligations under the transaction documents. This document cannot be reproduced except in full, without prior written approval of the Company. Any unauthorized alteration, forgery or falsification of the content or appearance of this document is unlawful and offenders may be prosecuted to the fullest extent of the law.

reported SAR WWAN and WLAN 2.4GHz MIMO, ΣSAR evaluation						
Frequency band	Position		reported SAR / W/kg			ΣSAR
			WWAN	Ant 0	Ant 1	<1.6W/kg
LTE FDD Band 4	Head	Right cheek	0.05	0.11	0.05	0.21
		Right tilt	0.04	0.05	0.03	0.12
		Left cheek	0.06	0.17	0.02	0.25
		Left tilt	0.04	0.15	0.01	0.20
	Hotspot	Front side	0.24	0.05	0.01	0.30
		Back side	0.28	0.04	0.03	0.35
		Top side	0.02	0.01	0.02	0.05
		Bottom side	0.08	0.00	0.00	0.08
		Right side	0.01	0.03	0.02	0.06
		Left side	0.10	0.00	0.01	0.11
LTE FDD Band 5	Head	Right cheek	0.07	0.11	0.05	0.23
		Right tilt	0.04	0.05	0.03	0.12
		Left cheek	0.06	0.17	0.02	0.25
		Left tilt	0.04	0.15	0.01	0.20
	Hotspot	Front side	0.27	0.05	0.01	0.33
		Back side	0.35	0.04	0.03	0.42
		Top side	0.01	0.01	0.02	0.04
		Bottom side	0.14	0.00	0.00	0.14
		Right side	0.21	0.03	0.02	0.26
		Left side	0.05	0.00	0.01	0.06
LTE FDD Band 7	Head	Right cheek	0.09	0.11	0.05	0.25
		Right tilt	0.08	0.05	0.03	0.16
		Left cheek	0.17	0.17	0.02	0.36
		Left tilt	0.08	0.15	0.01	0.24
	Hotspot	Front side	0.47	0.05	0.01	0.53
		Back side	0.54	0.04	0.03	0.61
		Top side	0.01	0.01	0.02	0.04
		Bottom side	0.22	0.00	0.00	0.22
		Right side	0.01	0.03	0.02	0.06
		Left side	0.42	0.00	0.01	0.43

Unless otherwise stated the results shown in this test report refer only to the sample(s) tested and such sample(s) are retained for 90 days only.
除非另有說明，此報告結果僅對測試之樣品負責，同時此樣品僅保留90天。本報告未經本公司書面許可，不可部份複製。
This document is issued by the Company subject to its General Conditions of Service printed overleaf, available on request or accessible at www.sgs.com/terms_and_conditions.htm and for electronic format documents, subject to Terms and Conditions for Electronic Documents at www.sgs.com/terms_e-document.htm. Attention is drawn to the limitation of liability, indemnification and jurisdiction issues defined therein. Any holder of this document is advised that information contained hereon reflects the Company's findings at the time of its intervention only and within the limits of Client's instructions, if any. The Company's sole responsibility is to its Client and this document does not exonerate parties to a transaction from exercising all their rights and obligations under the transaction documents. This document cannot be reproduced except in full, without prior written approval of the Company. Any unauthorized alteration, forgery or falsification of the content or appearance of this document is unlawful and offenders may be prosecuted to the fullest extent of the law.

reported SAR WWAN and WLAN 2.4GHz MIMO, ΣSAR evaluation						
Frequency band	Position		reported SAR / W/kg			ΣSAR
			WWAN	Ant 0	Ant 1	<1.6W/kg
LTE FDD Band 12	Head	Right cheek	0.09	0.11	0.05	0.25
		Right tilt	0.03	0.05	0.03	0.11
		Left cheek	0.08	0.17	0.02	0.27
		Left tilt	0.03	0.15	0.01	0.19
	Hotspot	Front side	0.29	0.05	0.01	0.35
		Back side	0.34	0.04	0.03	0.41
		Top side	0.01	0.01	0.02	0.04
		Bottom side	0.10	0.00	0.00	0.10
		Right side	0.33	0.03	0.02	0.38
		Left side	0.02	0.00	0.01	0.03
LTE FDD Band 13	Head	Right cheek	0.04	0.11	0.05	0.20
		Right tilt	0.01	0.05	0.03	0.09
		Left cheek	0.02	0.17	0.02	0.21
		Left tilt	0.01	0.15	0.01	0.17
	Hotspot	Front side	0.14	0.05	0.01	0.20
		Back side	0.16	0.04	0.03	0.23
		Top side	0.00	0.01	0.02	0.03
		Bottom side	0.05	0.00	0.00	0.05
		Right side	0.16	0.03	0.02	0.21
		Left side	0.00	0.00	0.01	0.01
LTE FDD Band 17	Head	Right cheek	0.07	0.11	0.05	0.23
		Right tilt	0.04	0.05	0.03	0.12
		Left cheek	0.07	0.17	0.02	0.26
		Left tilt	0.04	0.15	0.01	0.20
	Hotspot	Front side	0.29	0.05	0.01	0.35
		Back side	0.35	0.04	0.03	0.42
		Top side	0.01	0.01	0.02	0.04
		Bottom side	0.10	0.00	0.00	0.10
		Right side	0.34	0.03	0.02	0.39
		Left side	0.01	0.00	0.01	0.02
LTE TDD Band 38	Head	Right cheek	0.02	0.11	0.05	0.18
		Right tilt	0.02	0.05	0.03	0.10
		Left cheek	0.09	0.17	0.02	0.28
		Left tilt	0.05	0.15	0.01	0.21
	Hotspot	Front side	0.25	0.05	0.01	0.31
		Back side	0.28	0.04	0.03	0.35
		Top side	0.01	0.01	0.02	0.04
		Bottom side	0.11	0.00	0.00	0.11
		Right side	0.01	0.03	0.02	0.06
		Left side	0.17	0.00	0.01	0.18

Unless otherwise stated the results shown in this test report refer only to the sample(s) tested and such sample(s) are retained for 90 days only.
除非另有說明，此報告結果僅對測試之樣品負責，同時此樣品僅保留90天。本報告未經本公司書面許可，不可部份複製。
This document is issued by the Company subject to its General Conditions of Service printed overleaf, available on request or accessible at www.sgs.com/terms_and_conditions.htm and for electronic format documents, subject to Terms and Conditions for Electronic Documents at www.sgs.com/terms_e-document.htm. Attention is drawn to the limitation of liability, indemnification and jurisdiction issues defined therein. Any holder of this document is advised that information contained hereon reflects the Company's findings at the time of its intervention only and within the limits of Client's instructions, if any. The Company's sole responsibility is to its Client and this document does not exonerate parties to a transaction from exercising all their rights and obligations under the transaction documents. This document cannot be reproduced except in full, without prior written approval of the Company. Any unauthorized alteration, forgery or falsification of the content or appearance of this document is unlawful and offenders may be prosecuted to the fullest extent of the law.

reported SAR WWAN and WLAN 5GHz MIMO, ΣSAR evaluation						
Frequency band	Position		reported SAR / W/kg			ΣSAR
			WWAN	Ant 0	Aant 1	<1.6W/kg
GSM 850	Head	Right cheek	0.07	0.14	0.10	0.31
		Right tilt	0.03	0.07	0.08	0.18
		Left cheek	0.06	0.35	0.08	0.49
		Left tilt	0.02	0.23	0.01	0.26
GPRS 850 (1Dn4UP)	Hotspot	Front side	0.24	0.06	0.01	0.31
		Back side	0.37	0.06	0.18	0.61
		Top side	0.03	0.02	0.03	0.08
		Bottom side	0.12	0.01	0.01	0.14
		Right side	0.22	0.02	0.01	0.25
		Left side	0.04	0.00	0.04	0.08
GSM 1900	Head	Right cheek	0.04	0.14	0.10	0.28
		Right tilt	0.04	0.07	0.08	0.19
		Left cheek	0.08	0.35	0.08	0.51
		Left tilt	0.04	0.23	0.01	0.28
GPRS 1900 (1Dn4UP)	Hotspot	Front side	0.13	0.06	0.01	0.20
		Back side	0.14	0.06	0.18	0.38
		Top side	0.01	0.02	0.03	0.06
		Bottom side	0.09	0.01	0.01	0.11
		Right side	0.01	0.02	0.01	0.04
		Left side	0.07	0.00	0.04	0.11
WCDMA Band II	Head	Right cheek	0.06	0.14	0.10	0.30
		Right tilt	0.05	0.07	0.08	0.20
		Left cheek	0.11	0.35	0.08	0.54
		Left tilt	0.06	0.23	0.01	0.30
	Hotspot	Front side	0.26	0.06	0.01	0.33
		Back side	0.30	0.06	0.18	0.54
		Top side	0.04	0.02	0.03	0.09
		Bottom side	0.18	0.01	0.01	0.20
		Right side	0.02	0.02	0.01	0.05
		Left side	0.14	0.00	0.04	0.18

Unless otherwise stated the results shown in this test report refer only to the sample(s) tested and such sample(s) are retained for 90 days only.
除非另有說明，此報告結果僅對測試之樣品負責，同時此樣品僅保留90天。本報告未經本公司書面許可，不可部份複製。
This document is issued by the Company subject to its General Conditions of Service printed overleaf, available on request or accessible at www.sgs.com/terms_and_conditions.htm and for electronic format documents, subject to Terms and Conditions for Electronic Documents at www.sgs.com/terms_e-document.htm. Attention is drawn to the limitation of liability, indemnification and jurisdiction issues defined therein. Any holder of this document is advised that information contained hereon reflects the Company's findings at the time of its intervention only and within the limits of Client's instructions, if any. The Company's sole responsibility is to its Client and this document does not exonerate parties to a transaction from exercising all their rights and obligations under the transaction documents. This document cannot be reproduced except in full, without prior written approval of the Company. Any unauthorized alteration, forgery or falsification of the content or appearance of this document is unlawful and offenders may be prosecuted to the fullest extent of the law.

reported SAR WWAN and WLAN 5GHz MIMO, ΣSAR evaluation						
Frequency band	Position		reported SAR / W/kg			ΣSAR
			WWAN	Ant 0	Ant 1	<1.6W/kg
WCDMA Band IV	Head	Right cheek	0.06	0.14	0.10	0.30
		Right tilt	0.05	0.07	0.08	0.20
		Left cheek	0.07	0.35	0.08	0.50
		Left tilt	0.04	0.23	0.01	0.28
	Hotspot	Front side	0.23	0.06	0.01	0.30
		Back side	0.25	0.06	0.18	0.49
		Top side	0.01	0.02	0.03	0.06
		Bottom side	0.08	0.01	0.01	0.10
		Right side	0.01	0.02	0.01	0.04
		Left side	0.09	0.00	0.04	0.13
WCDMA Band V	Head	Right cheek	0.06	0.14	0.10	0.30
		Right tilt	0.02	0.07	0.08	0.17
		Left cheek	0.05	0.35	0.08	0.48
		Left tilt	0.02	0.23	0.01	0.26
	Hotspot	Front side	0.24	0.06	0.01	0.31
		Back side	0.33	0.06	0.18	0.57
		Top side	0.01	0.02	0.03	0.06
		Bottom side	0.14	0.01	0.01	0.16
		Right side	0.25	0.02	0.01	0.28
		Left side	0.05	0.00	0.04	0.09
LTE FDD Band 2	Head	Right cheek	0.06	0.14	0.10	0.30
		Right tilt	0.06	0.07	0.08	0.21
		Left cheek	0.08	0.35	0.08	0.51
		Left tilt	0.06	0.23	0.01	0.30
	Hotspot	Front side	0.28	0.06	0.01	0.35
		Back side	0.31	0.06	0.18	0.55
		Top side	0.03	0.02	0.03	0.08
		Bottom side	0.19	0.01	0.01	0.21
		Right side	0.03	0.02	0.01	0.06
		Left side	0.13	0.00	0.04	0.17

Unless otherwise stated the results shown in this test report refer only to the sample(s) tested and such sample(s) are retained for 90 days only.
除非另有說明，此報告結果僅對測試之樣品負責，同時此樣品僅保留90天。本報告未經本公司書面許可，不可部份複製。
This document is issued by the Company subject to its General Conditions of Service printed overleaf, available on request or accessible at www.sgs.com/terms_and_conditions.htm and for electronic format documents, subject to Terms and Conditions for Electronic Documents at www.sgs.com/terms_e-document.htm. Attention is drawn to the limitation of liability, indemnification and jurisdiction issues defined therein. Any holder of this document is advised that information contained hereon reflects the Company's findings at the time of its intervention only and within the limits of Client's instructions, if any. The Company's sole responsibility is to its Client and this document does not exonerate parties to a transaction from exercising all their rights and obligations under the transaction documents. This document cannot be reproduced except in full, without prior written approval of the Company. Any unauthorized alteration, forgery or falsification of the content or appearance of this document is unlawful and offenders may be prosecuted to the fullest extent of the law.

reported SAR WWAN and WLAN 5GHz MIMO, ΣSAR evaluation						
Frequency band	Position		reported SAR / W/kg			ΣSAR
			WWAN	Ant 0	Ant 1	<1.6W/kg
LTE FDD Band 4	Head	Right cheek	0.05	0.14	0.10	0.29
		Right tilt	0.04	0.07	0.08	0.19
		Left cheek	0.06	0.35	0.08	0.49
		Left tilt	0.04	0.23	0.01	0.28
	Hotspot	Front side	0.24	0.06	0.01	0.31
		Back side	0.28	0.06	0.18	0.52
		Top side	0.02	0.02	0.03	0.07
		Bottom side	0.08	0.01	0.01	0.10
		Right side	0.01	0.02	0.01	0.04
		Left side	0.10	0.00	0.04	0.14
LTE FDD Band 5	Head	Right cheek	0.07	0.14	0.10	0.31
		Right tilt	0.04	0.07	0.08	0.19
		Left cheek	0.06	0.35	0.08	0.49
		Left tilt	0.04	0.23	0.01	0.28
	Hotspot	Front side	0.27	0.06	0.01	0.34
		Back side	0.35	0.06	0.18	0.59
		Top side	0.01	0.02	0.03	0.06
		Bottom side	0.14	0.01	0.01	0.16
		Right side	0.21	0.02	0.01	0.24
		Left side	0.05	0.00	0.04	0.09
LTE FDD Band 7	Head	Right cheek	0.09	0.14	0.10	0.33
		Right tilt	0.08	0.07	0.08	0.23
		Left cheek	0.17	0.35	0.08	0.60
		Left tilt	0.08	0.23	0.01	0.32
	Hotspot	Front side	0.47	0.06	0.01	0.54
		Back side	0.54	0.06	0.18	0.78
		Top side	0.01	0.02	0.03	0.06
		Bottom side	0.22	0.01	0.01	0.24
		Right side	0.01	0.02	0.01	0.04
		Left side	0.42	0.00	0.04	0.46

Unless otherwise stated the results shown in this test report refer only to the sample(s) tested and such sample(s) are retained for 90 days only.
除非另有說明，此報告結果僅對測試之樣品負責，同時此樣品僅保留90天。本報告未經本公司書面許可，不可部份複製。
This document is issued by the Company subject to its General Conditions of Service printed overleaf, available on request or accessible at www.sgs.com/terms_and_conditions.htm and for electronic format documents, subject to Terms and Conditions for Electronic Documents at www.sgs.com/terms_e-document.htm. Attention is drawn to the limitation of liability, indemnification and jurisdiction issues defined therein. Any holder of this document is advised that information contained hereon reflects the Company's findings at the time of its intervention only and within the limits of Client's instructions, if any. The Company's sole responsibility is to its Client and this document does not exonerate parties to a transaction from exercising all their rights and obligations under the transaction documents. This document cannot be reproduced except in full, without prior written approval of the Company. Any unauthorized alteration, forgery or falsification of the content or appearance of this document is unlawful and offenders may be prosecuted to the fullest extent of the law.

reported SAR WWAN and WLAN 5GHz MIMO, ΣSAR evaluation						
Frequency band	Position		reported SAR / W/kg			ΣSAR
			WWAN	Ant 0	Ant 1	<1.6W/kg
LTE FDD Band 12	Head	Right cheek	0.09	0.14	0.10	0.33
		Right tilt	0.03	0.07	0.08	0.18
		Left cheek	0.08	0.35	0.08	0.51
		Left tilt	0.03	0.23	0.01	0.27
	Hotspot	Front side	0.29	0.06	0.01	0.36
		Back side	0.34	0.06	0.18	0.58
		Top side	0.01	0.02	0.03	0.06
		Bottom side	0.10	0.01	0.01	0.12
		Right side	0.33	0.02	0.01	0.36
		Left side	0.02	0.00	0.04	0.06
LTE FDD Band 13	Head	Right cheek	0.04	0.14	0.10	0.28
		Right tilt	0.01	0.07	0.08	0.16
		Left cheek	0.02	0.35	0.08	0.45
		Left tilt	0.01	0.23	0.01	0.25
	Hotspot	Front side	0.14	0.06	0.01	0.21
		Back side	0.16	0.06	0.18	0.40
		Top side	0.00	0.02	0.03	0.05
		Bottom side	0.05	0.01	0.01	0.07
		Right side	0.16	0.02	0.01	0.19
		Left side	0.00	0.00	0.04	0.04
LTE FDD Band 17	Head	Right cheek	0.07	0.14	0.10	0.31
		Right tilt	0.04	0.07	0.08	0.19
		Left cheek	0.07	0.35	0.08	0.50
		Left tilt	0.04	0.23	0.01	0.28
	Hotspot	Front side	0.29	0.06	0.01	0.36
		Back side	0.35	0.06	0.18	0.59
		Top side	0.01	0.02	0.03	0.06
		Bottom side	0.10	0.01	0.01	0.12
		Right side	0.34	0.02	0.01	0.37
		Left side	0.01	0.00	0.04	0.05
LTE TDD Band 38	Head	Right cheek	0.02	0.14	0.10	0.26
		Right tilt	0.02	0.07	0.08	0.17
		Left cheek	0.09	0.35	0.08	0.52
		Left tilt	0.05	0.23	0.01	0.29
	Hotspot	Front side	0.25	0.06	0.01	0.32
		Back side	0.28	0.06	0.18	0.52
		Top side	0.01	0.02	0.03	0.06
		Bottom side	0.11	0.01	0.01	0.13
		Right side	0.01	0.02	0.01	0.04
		Left side	0.17	0.00	0.04	0.21

Unless otherwise stated the results shown in this test report refer only to the sample(s) tested and such sample(s) are retained for 90 days only.
除非另有說明，此報告結果僅對測試之樣品負責，同時此樣品僅保留90天。本報告未經本公司書面許可，不可部份複製。
This document is issued by the Company subject to its General Conditions of Service printed overleaf, available on request or accessible at www.sgs.com/terms_and_conditions.htm and for electronic format documents, subject to Terms and Conditions for Electronic Documents at www.sgs.com/terms_e-document.htm. Attention is drawn to the limitation of liability, indemnification and jurisdiction issues defined therein. Any holder of this document is advised that information contained hereon reflects the Company's findings at the time of its intervention only and within the limits of Client's instructions, if any. The Company's sole responsibility is to its Client and this document does not exonerate parties to a transaction from exercising all their rights and obligations under the transaction documents. This document cannot be reproduced except in full, without prior written approval of the Company. Any unauthorized alteration, forgery or falsification of the content or appearance of this document is unlawful and offenders may be prosecuted to the fullest extent of the law.

reported SAR WWAN and WLAN 2.4GHz MIMO, ΣSAR evaluation						
Frequency band	Position		reported SAR / W/kg			ΣSAR
			WWAN	Ant 0	Ant 1	<1.6W/kg
GSM 850	body-worn	Front side	0.24	0.05	0.01	0.30
		Back side	0.36	0.04	0.03	0.43
GSM 1900	body-worn	Front side	0.16	0.05	0.01	0.22
		Back side	0.18	0.04	0.03	0.25
WCDMA Band II	body-worn	Front side	0.26	0.05	0.01	0.32
		Back side	0.30	0.04	0.03	0.37
WCDMA Band IV	body-worn	Front side	0.23	0.05	0.01	0.29
		Back side	0.25	0.04	0.03	0.32
WCDMA Band V	body-worn	Front side	0.24	0.05	0.01	0.30
		Back side	0.33	0.04	0.03	0.40
LTE FDD Band 2	body-worn	Front side	0.28	0.05	0.01	0.34
		Back side	0.31	0.04	0.03	0.38
LTE FDD Band 4	body-worn	Front side	0.24	0.05	0.01	0.30
		Back side	0.28	0.04	0.03	0.35
LTE FDD Band 5	body-worn	Front side	0.27	0.05	0.01	0.33
		Back side	0.35	0.04	0.03	0.42
LTE FDD Band 7	body-worn	Front side	0.47	0.05	0.01	0.53
		Back side	0.54	0.04	0.03	0.61
LTE FDD Band 12	body-worn	Front side	0.29	0.05	0.01	0.35
		Back side	0.34	0.04	0.03	0.41
LTE FDD Band 13	body-worn	Front side	0.14	0.05	0.01	0.20
		Back side	0.16	0.04	0.03	0.23
LTE FDD Band 17	body-worn	Front side	0.29	0.05	0.01	0.35
		Back side	0.35	0.04	0.03	0.42
LTE TDD Band 38	body-worn	Front side	0.25	0.05	0.01	0.31
		Back side	0.28	0.04	0.03	0.35

Unless otherwise stated the results shown in this test report refer only to the sample(s) tested and such sample(s) are retained for 90 days only.
除非另有說明，此報告結果僅對測試之樣品負責，同時此樣品僅保留90天。本報告未經本公司書面許可，不可部份複製。
This document is issued by the Company subject to its General Conditions of Service printed overleaf, available on request or accessible at www.sgs.com/terms_and_conditions.htm and for electronic format documents, subject to Terms and Conditions for Electronic Documents at www.sgs.com/terms_e-document.htm. Attention is drawn to the limitation of liability, indemnification and jurisdiction issues defined therein. Any holder of this document is advised that information contained hereon reflects the Company's findings at the time of its intervention only and within the limits of Client's instructions, if any. The Company's sole responsibility is to its Client and this document does not exonerate parties to a transaction from exercising all their rights and obligations under the transaction documents. This document cannot be reproduced except in full, without prior written approval of the Company. Any unauthorized alteration, forgery or falsification of the content or appearance of this document is unlawful and offenders may be prosecuted to the fullest extent of the law.

reported SAR WWAN and WLAN 2.4GHz Ant 0 and WLAN 5GHz Ant 1, ΣSAR evaluation						
Frequency band	Position		reported SAR / W/kg			ΣSAR
			WWAN	Ant 0	Ant 1	<1.6W/kg
GSM 850	Head	Right cheek	0.07	0.11	0.10	0.28
		Right tilt	0.03	0.05	0.08	0.16
		Left cheek	0.06	0.17	0.08	0.31
		Left tilt	0.02	0.15	0.01	0.18
	body-worn	Front side	0.24	0.05	0.02	0.31
		Back side	0.36	0.04	0.22	0.62
GSM 1900	Head	Right cheek	0.04	0.11	0.10	0.25
		Right tilt	0.04	0.05	0.08	0.17
		Left cheek	0.08	0.17	0.08	0.33
		Left tilt	0.04	0.15	0.01	0.20
	body-worn	Front side	0.16	0.05	0.02	0.23
		Back side	0.18	0.04	0.22	0.44
WCDMA Band II	Head	Right cheek	0.06	0.11	0.10	0.27
		Right tilt	0.05	0.05	0.08	0.18
		Left cheek	0.11	0.17	0.08	0.36
		Left tilt	0.06	0.15	0.01	0.22
	body-worn	Front side	0.26	0.05	0.02	0.33
		Back side	0.30	0.04	0.22	0.56
WCDMA Band IV	Head	Right cheek	0.06	0.11	0.10	0.27
		Right tilt	0.05	0.05	0.08	0.18
		Left cheek	0.07	0.17	0.08	0.32
		Left tilt	0.04	0.15	0.01	0.20
	body-worn	Front side	0.23	0.05	0.02	0.30
		Back side	0.25	0.04	0.22	0.51
WCDMA Band V	Head	Right cheek	0.06	0.11	0.10	0.27
		Right tilt	0.02	0.05	0.08	0.15
		Left cheek	0.05	0.17	0.08	0.30
		Left tilt	0.02	0.15	0.01	0.18
	body-worn	Front side	0.24	0.05	0.02	0.31
		Back side	0.33	0.04	0.22	0.59

Unless otherwise stated the results shown in this test report refer only to the sample(s) tested and such sample(s) are retained for 90 days only.
除非另有說明，此報告結果僅對測試之樣品負責，同時此樣品僅保留90天。本報告未經本公司書面許可，不可部份複製。
This document is issued by the Company subject to its General Conditions of Service printed overleaf, available on request or accessible at www.sgs.com/terms_and_conditions.htm and for electronic format documents, subject to Terms and Conditions for Electronic Documents at www.sgs.com/terms_e-document.htm. Attention is drawn to the limitation of liability, indemnification and jurisdiction issues defined therein. Any holder of this document is advised that information contained hereon reflects the Company's findings at the time of its intervention only and within the limits of Client's instructions, if any. The Company's sole responsibility is to its Client and this document does not exonerate parties to a transaction from exercising all their rights and obligations under the transaction documents. This document cannot be reproduced except in full, without prior written approval of the Company. Any unauthorized alteration, forgery or falsification of the content or appearance of this document is unlawful and offenders may be prosecuted to the fullest extent of the law.

reported SAR WWAN and WLAN 2.4GHz Ant 0 and WLAN 5GHz Ant 1, ΣSAR evaluation						
Frequency band	Position		reported SAR / W/kg			ΣSAR
			WWAN	Ant 0	Ant 1	<1.6W/kg
LTE FDD Band 2	Head	Right cheek	0.06	0.11	0.10	0.27
		Right tilt	0.06	0.05	0.08	0.19
		Left cheek	0.08	0.17	0.08	0.33
		Left tilt	0.06	0.15	0.01	0.22
	body-worn	Front side	0.28	0.05	0.02	0.35
		Back side	0.31	0.04	0.22	0.57
LTE FDD Band 4	Head	Right cheek	0.05	0.11	0.10	0.26
		Right tilt	0.04	0.05	0.08	0.17
		Left cheek	0.06	0.17	0.08	0.31
		Left tilt	0.04	0.15	0.01	0.20
	body-worn	Front side	0.24	0.05	0.02	0.31
		Back side	0.28	0.04	0.22	0.54
LTE FDD Band 5	Head	Right cheek	0.07	0.11	0.10	0.28
		Right tilt	0.04	0.05	0.08	0.17
		Left cheek	0.06	0.17	0.08	0.31
		Left tilt	0.04	0.15	0.01	0.20
	body-worn	Front side	0.27	0.05	0.02	0.34
		Back side	0.35	0.04	0.22	0.61
LTE FDD Band 7	Head	Right cheek	0.09	0.11	0.10	0.30
		Right tilt	0.08	0.05	0.08	0.21
		Left cheek	0.17	0.17	0.08	0.42
		Left tilt	0.08	0.15	0.01	0.24
	body-worn	Front side	0.47	0.05	0.02	0.54
		Back side	0.54	0.04	0.22	0.80
LTE FDD Band 12	Head	Right cheek	0.09	0.11	0.10	0.30
		Right tilt	0.03	0.05	0.08	0.16
		Left cheek	0.08	0.17	0.08	0.33
		Left tilt	0.03	0.15	0.01	0.19
	body-worn	Front side	0.29	0.05	0.02	0.36
		Back side	0.34	0.04	0.22	0.60

Unless otherwise stated the results shown in this test report refer only to the sample(s) tested and such sample(s) are retained for 90 days only.
除非另有說明，此報告結果僅對測試之樣品負責，同時此樣品僅保留90天。本報告未經本公司書面許可，不可部份複製。
This document is issued by the Company subject to its General Conditions of Service printed overleaf, available on request or accessible at www.sgs.com/terms_and_conditions.htm and for electronic format documents, subject to Terms and Conditions for Electronic Documents at www.sgs.com/terms_e-document.htm. Attention is drawn to the limitation of liability, indemnification and jurisdiction issues defined therein. Any holder of this document is advised that information contained hereon reflects the Company's findings at the time of its intervention only and within the limits of Client's instructions, if any. The Company's sole responsibility is to its Client and this document does not exonerate parties to a transaction from exercising all their rights and obligations under the transaction documents. This document cannot be reproduced except in full, without prior written approval of the Company. Any unauthorized alteration, forgery or falsification of the content or appearance of this document is unlawful and offenders may be prosecuted to the fullest extent of the law.

reported SAR WWAN and WLAN 2.4GHz Ant 0 and WLAN 5GHz Ant 1, ΣSAR evaluation						
Frequency band	Position		reported SAR / W/kg			ΣSAR
			WWAN	Ant 0	Ant 1	<1.6W/kg
LTE FDD Band 13	Head	Right cheek	0.04	0.11	0.10	0.25
		Right tilt	0.01	0.05	0.08	0.14
		Left cheek	0.02	0.17	0.08	0.27
		Left tilt	0.01	0.15	0.01	0.17
	body-worn	Front side	0.14	0.05	0.02	0.21
		Back side	0.16	0.04	0.22	0.42
LTE FDD Band 17	Head	Right cheek	0.07	0.11	0.10	0.28
		Right tilt	0.04	0.05	0.08	0.17
		Left cheek	0.07	0.17	0.08	0.32
		Left tilt	0.04	0.15	0.01	0.20
	body-worn	Front side	0.29	0.05	0.02	0.36
		Back side	0.35	0.04	0.22	0.61
LTE TDD Band 38	Head	Right cheek	0.02	0.11	0.10	0.23
		Right tilt	0.02	0.05	0.08	0.15
		Left cheek	0.09	0.17	0.08	0.34
		Left tilt	0.05	0.15	0.01	0.21
	body-worn	Front side	0.25	0.05	0.02	0.32
		Back side	0.28	0.04	0.22	0.54

Unless otherwise stated the results shown in this test report refer only to the sample(s) tested and such sample(s) are retained for 90 days only.
除非另有說明，此報告結果僅對測試之樣品負責，同時此樣品僅保留90天。本報告未經本公司書面許可，不可部份複製。
This document is issued by the Company subject to its General Conditions of Service printed overleaf, available on request or accessible at www.sgs.com/terms_and_conditions.htm and for electronic format documents, subject to Terms and Conditions for Electronic Documents at www.sgs.com/terms_e-document.htm. Attention is drawn to the limitation of liability, indemnification and jurisdiction issues defined therein. Any holder of this document is advised that information contained hereon reflects the Company's findings at the time of its intervention only and within the limits of Client's instructions, if any. The Company's sole responsibility is to its Client and this document does not exonerate parties to a transaction from exercising all their rights and obligations under the transaction documents. This document cannot be reproduced except in full, without prior written approval of the Company. Any unauthorized alteration, forgery or falsification of the content or appearance of this document is unlawful and offenders may be prosecuted to the fullest extent of the law.

reported SAR WWAN and WLAN 5GHz MIMO, ΣSAR evaluation						
Frequency band	Position		reported SAR / W/kg			ΣSAR
			WWAN	Ant 0	Ant 1	<1.6W/kg
GSM 850	Head	Right cheek	0.07	0.14	0.10	0.31
		Right tilt	0.03	0.07	0.08	0.18
		Left cheek	0.06	0.35	0.08	0.49
		Left tilt	0.02	0.23	0.01	0.26
	body-worn	Front side	0.24	0.07	0.02	0.33
		Back side	0.36	0.06	0.22	0.64
GSM 1900	Head	Right cheek	0.04	0.14	0.10	0.28
		Right tilt	0.04	0.07	0.08	0.19
		Left cheek	0.08	0.35	0.08	0.51
		Left tilt	0.04	0.23	0.01	0.28
	body-worn	Front side	0.16	0.07	0.02	0.25
		Back side	0.18	0.06	0.22	0.46
WCDMA Band II	Head	Right cheek	0.06	0.14	0.10	0.30
		Right tilt	0.05	0.07	0.08	0.20
		Left cheek	0.11	0.35	0.08	0.54
		Left tilt	0.06	0.23	0.01	0.30
	body-worn	Front side	0.26	0.07	0.02	0.35
		Back side	0.30	0.06	0.22	0.58
WCDMA Band IV	Head	Right cheek	0.06	0.14	0.10	0.30
		Right tilt	0.05	0.07	0.08	0.20
		Left cheek	0.07	0.35	0.08	0.50
		Left tilt	0.04	0.23	0.01	0.28
	body-worn	Front side	0.23	0.07	0.02	0.32
		Back side	0.25	0.06	0.22	0.53
WCDMA Band V	Head	Right cheek	0.06	0.14	0.10	0.30
		Right tilt	0.02	0.07	0.08	0.17
		Left cheek	0.05	0.35	0.08	0.48
		Left tilt	0.02	0.23	0.01	0.26
	body-worn	Front side	0.24	0.07	0.02	0.33
		Back side	0.33	0.06	0.22	0.61

Unless otherwise stated the results shown in this test report refer only to the sample(s) tested and such sample(s) are retained for 90 days only.
除非另有說明，此報告結果僅對測試之樣品負責，同時此樣品僅保留90天。本報告未經本公司書面許可，不可部份複製。
This document is issued by the Company subject to its General Conditions of Service printed overleaf, available on request or accessible at www.sgs.com/terms_and_conditions.htm and for electronic format documents, subject to Terms and Conditions for Electronic Documents at www.sgs.com/terms_e-document.htm. Attention is drawn to the limitation of liability, indemnification and jurisdiction issues defined therein. Any holder of this document is advised that information contained hereon reflects the Company's findings at the time of its intervention only and within the limits of Client's instructions, if any. The Company's sole responsibility is to its Client and this document does not exonerate parties to a transaction from exercising all their rights and obligations under the transaction documents. This document cannot be reproduced except in full, without prior written approval of the Company. Any unauthorized alteration, forgery or falsification of the content or appearance of this document is unlawful and offenders may be prosecuted to the fullest extent of the law.

reported SAR WWAN and WLAN 5GHz MIMO, ΣSAR evaluation						
Frequency band	Position		reported SAR / W/kg			ΣSAR
			WWAN	Ant 0	Ant 1	<1.6W/kg
LTE FDD Band 2	Head	Right cheek	0.06	0.14	0.10	0.30
		Right tilt	0.06	0.07	0.08	0.21
		Left cheek	0.08	0.35	0.08	0.51
		Left tilt	0.06	0.23	0.01	0.30
	body-worn	Front side	0.28	0.07	0.02	0.37
		Back side	0.31	0.06	0.22	0.59
LTE FDD Band 4	Head	Right cheek	0.05	0.14	0.10	0.29
		Right tilt	0.04	0.07	0.08	0.19
		Left cheek	0.06	0.35	0.08	0.49
		Left tilt	0.04	0.23	0.01	0.28
	body-worn	Front side	0.24	0.07	0.02	0.33
		Back side	0.28	0.06	0.22	0.56
LTE FDD Band 5	Head	Right cheek	0.07	0.14	0.10	0.31
		Right tilt	0.04	0.07	0.08	0.19
		Left cheek	0.06	0.35	0.08	0.49
		Left tilt	0.04	0.23	0.01	0.28
	body-worn	Front side	0.27	0.07	0.02	0.36
		Back side	0.35	0.06	0.22	0.63
LTE FDD Band 7	Head	Right cheek	0.09	0.14	0.10	0.33
		Right tilt	0.08	0.07	0.08	0.23
		Left cheek	0.17	0.35	0.08	0.60
		Left tilt	0.08	0.23	0.01	0.32
	body-worn	Front side	0.47	0.07	0.02	0.56
		Back side	0.54	0.06	0.22	0.82
LTE FDD Band 12	Head	Right cheek	0.09	0.14	0.10	0.33
		Right tilt	0.03	0.07	0.08	0.18
		Left cheek	0.08	0.35	0.08	0.51
		Left tilt	0.03	0.23	0.01	0.27
	body-worn	Front side	0.29	0.07	0.02	0.38
		Back side	0.34	0.06	0.22	0.62

Unless otherwise stated the results shown in this test report refer only to the sample(s) tested and such sample(s) are retained for 90 days only.
除非另有說明，此報告結果僅對測試之樣品負責，同時此樣品僅保留90天。本報告未經本公司書面許可，不可部份複製。
This document is issued by the Company subject to its General Conditions of Service printed overleaf, available on request or accessible at www.sgs.com/terms_and_conditions.htm and for electronic format documents, subject to Terms and Conditions for Electronic Documents at www.sgs.com/terms_e-document.htm. Attention is drawn to the limitation of liability, indemnification and jurisdiction issues defined therein. Any holder of this document is advised that information contained hereon reflects the Company's findings at the time of its intervention only and within the limits of Client's instructions, if any. The Company's sole responsibility is to its Client and this document does not exonerate parties to a transaction from exercising all their rights and obligations under the transaction documents. This document cannot be reproduced except in full, without prior written approval of the Company. Any unauthorized alteration, forgery or falsification of the content or appearance of this document is unlawful and offenders may be prosecuted to the fullest extent of the law.

reported SAR WWAN and WLAN 5GHz MIMO, ΣSAR evaluation						
Frequency band	Position		reported SAR / W/kg			ΣSAR
			WWAN	Ant 0	Ant 1	<1.6W/kg
LTE FDD Band 13	Head	Right cheek	0.04	0.14	0.10	0.28
		Right tilt	0.01	0.07	0.08	0.16
		Left cheek	0.02	0.35	0.08	0.45
		Left tilt	0.01	0.23	0.01	0.25
	body-worn	Front side	0.14	0.07	0.02	0.23
		Back side	0.16	0.06	0.22	0.44
LTE FDD Band 17	Head	Right cheek	0.07	0.14	0.10	0.31
		Right tilt	0.04	0.07	0.08	0.19
		Left cheek	0.07	0.35	0.08	0.50
		Left tilt	0.04	0.23	0.01	0.28
	body-worn	Front side	0.29	0.07	0.02	0.38
		Back side	0.35	0.06	0.22	0.63
LTE TDD Band 38	Head	Right cheek	0.02	0.14	0.10	0.26
		Right tilt	0.02	0.07	0.08	0.17
		Left cheek	0.09	0.35	0.08	0.52
		Left tilt	0.05	0.23	0.01	0.29
	body-worn	Front side	0.25	0.07	0.02	0.34
		Back side	0.28	0.06	0.22	0.56

Unless otherwise stated the results shown in this test report refer only to the sample(s) tested and such sample(s) are retained for 90 days only.
除非另有說明，此報告結果僅對測試之樣品負責，同時此樣品僅保留90天。本報告未經本公司書面許可，不可部份複製。
This document is issued by the Company subject to its General Conditions of Service printed overleaf, available on request or accessible at www.sgs.com/terms_and_conditions.htm and for electronic format documents, subject to Terms and Conditions for Electronic Documents at www.sgs.com/terms_e-document.htm. Attention is drawn to the limitation of liability, indemnification and jurisdiction issues defined therein. Any holder of this document is advised that information contained hereon reflects the Company's findings at the time of its intervention only and within the limits of Client's instructions, if any. The Company's sole responsibility is to its Client and this document does not exonerate parties to a transaction from exercising all their rights and obligations under the transaction documents. This document cannot be reproduced except in full, without prior written approval of the Company. Any unauthorized alteration, forgery or falsification of the content or appearance of this document is unlawful and offenders may be prosecuted to the fullest extent of the law.

reported SAR WWAN and WLAN 5GHz MIMO and Bluetooth, ΣSAR evaluation							
Frequency band	Position		reported SAR / W/kg				ΣSAR
			WWAN	Ant 0	Ant 1	BT	<1.6W/kg
GSM 850	Head	Right cheek	0.07	0.14	0.10	0.07	0.38
		Right tilt	0.03	0.07	0.08	0.06	0.24
		Left cheek	0.06	0.35	0.08	0.17	0.66
		Left tilt	0.02	0.23	0.01	0.11	0.37
	body-worn	Front side	0.24	0.07	0.02	0.04	0.37
		Back side	0.36	0.06	0.22	0.04	0.68
GSM 1900	Head	Right cheek	0.04	0.14	0.10	0.07	0.35
		Right tilt	0.04	0.07	0.08	0.06	0.25
		Left cheek	0.08	0.35	0.08	0.17	0.68
		Left tilt	0.04	0.23	0.01	0.11	0.39
	body-worn	Front side	0.16	0.07	0.02	0.04	0.29
		Back side	0.18	0.06	0.22	0.04	0.50
WCDMA Band II	Head	Right cheek	0.06	0.14	0.10	0.07	0.37
		Right tilt	0.05	0.07	0.08	0.06	0.26
		Left cheek	0.11	0.35	0.08	0.17	0.71
		Left tilt	0.06	0.23	0.01	0.11	0.41
	body-worn	Front side	0.26	0.07	0.02	0.04	0.39
		Back side	0.30	0.06	0.22	0.04	0.62
WCDMA Band IV	Head	Right cheek	0.06	0.14	0.10	0.07	0.37
		Right tilt	0.05	0.07	0.08	0.06	0.26
		Left cheek	0.07	0.35	0.08	0.17	0.67
		Left tilt	0.04	0.23	0.01	0.11	0.39
	body-worn	Front side	0.23	0.07	0.02	0.04	0.36
		Back side	0.25	0.06	0.22	0.04	0.57
WCDMA Band V	Head	Right cheek	0.06	0.14	0.10	0.07	0.37
		Right tilt	0.02	0.07	0.08	0.06	0.23
		Left cheek	0.05	0.35	0.08	0.17	0.65
		Left tilt	0.02	0.23	0.01	0.11	0.37
	body-worn	Front side	0.24	0.07	0.02	0.04	0.37
		Back side	0.33	0.06	0.22	0.04	0.65
LTE FDD Band 2	Head	Right cheek	0.06	0.14	0.10	0.07	0.37
		Right tilt	0.06	0.07	0.08	0.06	0.27
		Left cheek	0.08	0.35	0.08	0.17	0.68
		Left tilt	0.06	0.23	0.01	0.11	0.41
	body-worn	Front side	0.28	0.07	0.02	0.04	0.41
		Back side	0.31	0.06	0.22	0.04	0.63

Unless otherwise stated the results shown in this test report refer only to the sample(s) tested and such sample(s) are retained for 90 days only.
除非另有說明，此報告結果僅對測試之樣品負責，同時此樣品僅保留90天。本報告未經本公司書面許可，不可部份複製。
This document is issued by the Company subject to its General Conditions of Service printed overleaf, available on request or accessible at www.sgs.com/terms_and_conditions.htm and for electronic format documents, subject to Terms and Conditions for Electronic Documents at www.sgs.com/terms_e-document.htm. Attention is drawn to the limitation of liability, indemnification and jurisdiction issues defined therein. Any holder of this document is advised that information contained hereon reflects the Company's findings at the time of its intervention only and within the limits of Client's instructions, if any. The Company's sole responsibility is to its Client and this document does not exonerate parties to a transaction from exercising all their rights and obligations under the transaction documents. This document cannot be reproduced except in full, without prior written approval of the Company. Any unauthorized alteration, forgery or falsification of the content or appearance of this document is unlawful and offenders may be prosecuted to the fullest extent of the law.

reported SAR WWAN and WLAN 5GHz MIMO and Bluetooth, ΣSAR evaluation							
Frequency band	Position		reported SAR / W/kg				ΣSAR
			WWAN	Ant 0	Ant 1	BT	<1.6W/kg
LTE FDD Band 4	Head	Right cheek	0.05	0.14	0.10	0.07	0.36
		Right tilt	0.04	0.07	0.08	0.06	0.25
		Left cheek	0.06	0.35	0.08	0.17	0.66
		Left tilt	0.04	0.23	0.01	0.11	0.39
	body-worn	Front side	0.24	0.07	0.02	0.04	0.37
		Back side	0.28	0.06	0.22	0.04	0.60
LTE FDD Band 5	Head	Right cheek	0.07	0.14	0.10	0.07	0.38
		Right tilt	0.04	0.07	0.08	0.06	0.25
		Left cheek	0.06	0.35	0.08	0.17	0.66
		Left tilt	0.04	0.23	0.01	0.11	0.39
	body-worn	Front side	0.27	0.07	0.02	0.04	0.40
		Back side	0.35	0.06	0.22	0.04	0.67
LTE FDD Band 7	Head	Right cheek	0.09	0.14	0.10	0.07	0.40
		Right tilt	0.08	0.07	0.08	0.06	0.29
		Left cheek	0.17	0.35	0.08	0.17	0.77
		Left tilt	0.08	0.23	0.01	0.11	0.43
	body-worn	Front side	0.47	0.07	0.02	0.04	0.60
		Back side	0.54	0.06	0.22	0.04	0.86
LTE FDD Band 12	Head	Right cheek	0.09	0.14	0.10	0.07	0.40
		Right tilt	0.03	0.07	0.08	0.06	0.24
		Left cheek	0.08	0.35	0.08	0.17	0.68
		Left tilt	0.03	0.23	0.01	0.11	0.38
	body-worn	Front side	0.29	0.07	0.02	0.04	0.42
		Back side	0.34	0.06	0.22	0.04	0.66
LTE FDD Band 13	Head	Right cheek	0.04	0.14	0.10	0.07	0.35
		Right tilt	0.01	0.07	0.08	0.06	0.22
		Left cheek	0.02	0.35	0.08	0.17	0.62
		Left tilt	0.01	0.23	0.01	0.11	0.36
	body-worn	Front side	0.14	0.07	0.02	0.04	0.27
		Back side	0.16	0.06	0.22	0.04	0.48
LTE FDD Band 17	Head	Right cheek	0.07	0.14	0.10	0.07	0.38
		Right tilt	0.04	0.07	0.08	0.06	0.25
		Left cheek	0.07	0.35	0.08	0.17	0.67
		Left tilt	0.04	0.23	0.01	0.11	0.39
	body-worn	Front side	0.29	0.07	0.02	0.04	0.42
		Back side	0.35	0.06	0.22	0.04	0.67
LTE TDD Band 38	Head	Right cheek	0.02	0.14	0.10	0.07	0.33
		Right tilt	0.02	0.07	0.08	0.06	0.23
		Left cheek	0.09	0.35	0.08	0.17	0.69
		Left tilt	0.05	0.23	0.01	0.11	0.40
	body-worn	Front side	0.25	0.07	0.02	0.04	0.38
		Back side	0.28	0.06	0.22	0.04	0.60

Unless otherwise stated the results shown in this test report refer only to the sample(s) tested and such sample(s) are retained for 90 days only.
除非另有說明，此報告結果僅對測試之樣品負責，同時此樣品僅保留90天。本報告未經本公司書面許可，不可部份複製。
This document is issued by the Company subject to its General Conditions of Service printed overleaf, available on request or accessible at www.sgs.com/terms_and_conditions.htm and for electronic format documents, subject to Terms and Conditions for Electronic Documents at www.sgs.com/terms_e-document.htm. Attention is drawn to the limitation of liability, indemnification and jurisdiction issues defined therein. Any holder of this document is advised that information contained hereon reflects the Company's findings at the time of its intervention only and within the limits of Client's instructions, if any. The Company's sole responsibility is to its Client and this document does not exonerate parties to a transaction from exercising all their rights and obligations under the transaction documents. This document cannot be reproduced except in full, without prior written approval of the Company. Any unauthorized alteration, forgery or falsification of the content or appearance of this document is unlawful and offenders may be prosecuted to the fullest extent of the law.

reported SAR WWAN and WLAN 5GHz Ant 1 and Bluetooth, ΣSAR evaluation						
Frequency band	Position		reported SAR / W/kg			ΣSAR
			WWAN	Ant 1	BT	<1.6W/kg
GSM 850	Head	Right cheek	0.07	0.10	0.07	0.24
		Right tilt	0.03	0.08	0.06	0.17
		Left cheek	0.06	0.08	0.17	0.31
		Left tilt	0.02	0.01	0.11	0.14
	body-worn	Front side	0.24	0.02	0.04	0.30
		Back side	0.36	0.22	0.04	0.62
GSM 1900	Head	Right cheek	0.04	0.10	0.07	0.21
		Right tilt	0.04	0.08	0.06	0.18
		Left cheek	0.08	0.08	0.17	0.33
		Left tilt	0.04	0.01	0.11	0.16
	body-worn	Front side	0.16	0.02	0.04	0.22
		Back side	0.18	0.22	0.04	0.44
WCDMA Band II	Head	Right cheek	0.06	0.10	0.07	0.23
		Right tilt	0.05	0.08	0.06	0.19
		Left cheek	0.11	0.08	0.17	0.36
		Left tilt	0.06	0.01	0.11	0.18
	body-worn	Front side	0.26	0.02	0.04	0.32
		Back side	0.30	0.22	0.04	0.56
WCDMA Band IV	Head	Right cheek	0.06	0.10	0.07	0.23
		Right tilt	0.05	0.08	0.06	0.19
		Left cheek	0.07	0.08	0.17	0.32
		Left tilt	0.04	0.01	0.11	0.16
	body-worn	Front side	0.23	0.02	0.04	0.29
		Back side	0.25	0.22	0.04	0.51
WCDMA Band V	Head	Right cheek	0.06	0.10	0.07	0.23
		Right tilt	0.02	0.08	0.06	0.16
		Left cheek	0.05	0.08	0.17	0.30
		Left tilt	0.02	0.01	0.11	0.14
	body-worn	Front side	0.24	0.02	0.04	0.30
		Back side	0.33	0.22	0.04	0.59
LTE FDD Band 2	Head	Right cheek	0.06	0.10	0.07	0.23
		Right tilt	0.06	0.08	0.06	0.20
		Left cheek	0.08	0.08	0.17	0.33
		Left tilt	0.06	0.01	0.11	0.18
	body-worn	Front side	0.28	0.02	0.04	0.34
		Back side	0.31	0.22	0.04	0.57

Unless otherwise stated the results shown in this test report refer only to the sample(s) tested and such sample(s) are retained for 90 days only.
除非另有說明，此報告結果僅對測試之樣品負責，同時此樣品僅保留90天。本報告未經本公司書面許可，不可部份複製。
This document is issued by the Company subject to its General Conditions of Service printed overleaf, available on request or accessible at www.sgs.com/terms_and_conditions.htm and for electronic format documents, subject to Terms and Conditions for Electronic Documents at www.sgs.com/terms_e-document.htm. Attention is drawn to the limitation of liability, indemnification and jurisdiction issues defined therein. Any holder of this document is advised that information contained hereon reflects the Company's findings at the time of its intervention only and within the limits of Client's instructions, if any. The Company's sole responsibility is to its Client and this document does not exonerate parties to a transaction from exercising all their rights and obligations under the transaction documents. This document cannot be reproduced except in full, without prior written approval of the Company. Any unauthorized alteration, forgery or falsification of the content or appearance of this document is unlawful and offenders may be prosecuted to the fullest extent of the law.

reported SAR WWAN and WLAN 5GHz Ant 1 and Bluetooth, ΣSAR evaluation						
Frequency band	Position		reported SAR / W/kg			ΣSAR
			WWAN	Ant 1	BT	<1.6W/kg
LTE FDD Band 4	Head	Right cheek	0.05	0.10	0.07	0.22
		Right tilt	0.04	0.08	0.06	0.18
		Left cheek	0.06	0.08	0.17	0.31
		Left tilt	0.04	0.01	0.11	0.16
	body-worn	Front side	0.24	0.02	0.04	0.30
		Back side	0.28	0.22	0.04	0.54
LTE FDD Band 5	Head	Right cheek	0.07	0.10	0.07	0.24
		Right tilt	0.04	0.08	0.06	0.18
		Left cheek	0.06	0.08	0.17	0.31
		Left tilt	0.04	0.01	0.11	0.16
	body-worn	Front side	0.27	0.02	0.04	0.33
		Back side	0.35	0.22	0.04	0.61
LTE FDD Band 7	Head	Right cheek	0.09	0.10	0.07	0.26
		Right tilt	0.08	0.08	0.06	0.22
		Left cheek	0.17	0.08	0.17	0.42
		Left tilt	0.08	0.01	0.11	0.20
	body-worn	Front side	0.47	0.02	0.04	0.53
		Back side	0.54	0.22	0.04	0.80
LTE FDD Band 12	Head	Right cheek	0.09	0.10	0.07	0.26
		Right tilt	0.03	0.08	0.06	0.17
		Left cheek	0.08	0.08	0.17	0.33
		Left tilt	0.03	0.01	0.11	0.15
	body-worn	Front side	0.29	0.02	0.04	0.35
		Back side	0.34	0.22	0.04	0.60
LTE FDD Band 13	Head	Right cheek	0.04	0.10	0.07	0.21
		Right tilt	0.01	0.08	0.06	0.15
		Left cheek	0.02	0.08	0.17	0.27
		Left tilt	0.01	0.01	0.11	0.13
	body-worn	Front side	0.14	0.02	0.04	0.20
		Back side	0.16	0.22	0.04	0.42
LTE FDD Band 17	Head	Right cheek	0.07	0.10	0.07	0.24
		Right tilt	0.04	0.08	0.06	0.18
		Left cheek	0.07	0.08	0.17	0.32
		Left tilt	0.04	0.01	0.11	0.16
	body-worn	Front side	0.29	0.02	0.04	0.35
		Back side	0.35	0.22	0.04	0.61
LTE TDD Band 38	Head	Right cheek	0.02	0.10	0.07	0.19
		Right tilt	0.02	0.08	0.06	0.16
		Left cheek	0.09	0.08	0.17	0.34
		Left tilt	0.05	0.01	0.11	0.17
	body-worn	Front side	0.25	0.02	0.04	0.31
		Back side	0.28	0.22	0.04	0.54

Unless otherwise stated the results shown in this test report refer only to the sample(s) tested and such sample(s) are retained for 90 days only.
除非另有說明，此報告結果僅對測試之樣品負責，同時此樣品僅保留90天。本報告未經本公司書面許可，不可部份複製。
This document is issued by the Company subject to its General Conditions of Service printed overleaf, available on request or accessible at www.sgs.com/terms_and_conditions.htm and for electronic format documents, subject to Terms and Conditions for Electronic Documents at www.sgs.com/terms_e-document.htm. Attention is drawn to the limitation of liability, indemnification and jurisdiction issues defined therein. Any holder of this document is advised that information contained hereon reflects the Company's findings at the time of its intervention only and within the limits of Client's instructions, if any. The Company's sole responsibility is to its Client and this document does not exonerate parties to a transaction from exercising all their rights and obligations under the transaction documents. This document cannot be reproduced except in full, without prior written approval of the Company. Any unauthorized alteration, forgery or falsification of the content or appearance of this document is unlawful and offenders may be prosecuted to the fullest extent of the law.

4. Instruments List

Manufacturer	Device	Type	Serial number	Date of last calibration	Date of next calibration
SPEAG	Dosimetric E-Field Probe	EX3DV4	3770	Apr.29,2019	Apr.28,2020
			3665	Aug.30,2019	Aug.29,2020
SPEAG	System Validation Dipole	D750V3	1015	Aug.23,2019	Aug.22,2020
		D750V3	1078	Jun.27,2019	Jun.26,2020
		D835V2	4d063	Aug.23,2019	Aug.22,2020
		D835V2	4d092	Jun.20,2019	Jun.19,2020
		D1750V2	1008	Aug.23,2019	Aug.22,2020
		D1750V2	1023	Jun.20,2019	Jun.19,2020
		D1900V2	5d173	Apr.23,2019	Apr.22,2020
		D1900V2	5d142	Jul.26,2019	Jul.25,2020
		D2450V2	727	Apr.24,2019	Apr.23,2020
		D2450V2	869	Jun.27,2019	Jun.26,2020
		D2600V2	1005	Jan.28,2019	Jan.27,2020
		D2600V2	1058	Jun.27,2019	Jun.26,2020
		D5GHzV2	1023	Jan.30,2019	Jan.29,2020
		D5GHzV2	1040	Jun.24,2019	Jun.23,2020
SPEAG	Data acquisition Electronics	DAE4	547	Mar.22,2019	Mar.21,2020
			1260	Sep.11,2019	Sep.10,2020
SPEAG	Software	DASY 52 V52.8.8	N/A	Calibration not required	Calibration not required
SPEAG	Phantom	SAM	N/A	Calibration not required	Calibration not required
Network Analyzer	Agilent	E5071C	MY46107530	Feb.23,2019	Feb.22,2020
Agilent	Dielectric Probe Kit	85070E	MY44300677	Calibration not required	Calibration not required

Unless otherwise stated the results shown in this test report refer only to the sample(s) tested and such sample(s) are retained for 90 days only.
除非另有說明，此報告結果僅對測試之樣品負責，同時此樣品僅保留90天。本報告未經本公司書面許可，不可部份複製。
This document is issued by the Company subject to its General Conditions of Service printed overleaf, available on request or accessible at www.sgs.com/terms_and_conditions.htm and for electronic format documents, subject to Terms and Conditions for Electronic Documents at www.sgs.com/terms_e-document.htm. Attention is drawn to the limitation of liability, indemnification and jurisdiction issues defined therein. Any holder of this document is advised that information contained hereon reflects the Company's findings at the time of its intervention only and within the limits of Client's instructions, if any. The Company's sole responsibility is to its Client and this document does not exonerate parties to a transaction from exercising all their rights and obligations under the transaction documents. This document cannot be reproduced except in full, without prior written approval of the Company. Any unauthorized alteration, forgery or falsification of the content or appearance of this document is unlawful and offenders may be prosecuted to the fullest extent of the law.

Manufacturer	Device	Type	Serial number	Date of last calibration	Date of next calibration
Agilent	Dual-directional coupler	772D	MY46151242	Jul.30,2019	Jul.29,2020
		778D	MY48220468	Jul.30,2019	Jul.29,2020
Agilent	MXG Analog Signal Generator	N5181A	MY50141235	Apr.22,2019	Apr.21,2020
Agilent	Power Meter	E4417A	MY51410006	Feb.19,2019	Feb.18,2020
Agilent	Power Sensor	E9301H	MY51470001	Feb.19,2019	Feb.18,2020
			MY51470002	Feb.19,2019	Feb.18,2020
TECPEL	Digital thermometer	DTM-303A	TP130074	Mar.26,2019	Mar.25,2020
Anritsu	Radio Communication Test	MT8820C	6201061049	Dec.27,2018	Dec.26,2019

Unless otherwise stated the results shown in this test report refer only to the sample(s) tested and such sample(s) are retained for 90 days only.
除非另有說明，此報告結果僅對測試之樣品負責，同時此樣品僅保留90天。本報告未經本公司書面許可，不可部份複製。
This document is issued by the Company subject to its General Conditions of Service printed overleaf, available on request or accessible at www.sgs.com/terms_and_conditions.htm and for electronic format documents, subject to Terms and Conditions for Electronic Documents at www.sgs.com/terms_e-document.htm. Attention is drawn to the limitation of liability, indemnification and jurisdiction issues defined therein. Any holder of this document is advised that information contained hereon reflects the Company's findings at the time of its intervention only and within the limits of Client's instructions, if any. The Company's sole responsibility is to its Client and this document does not exonerate parties to a transaction from exercising all their rights and obligations under the transaction documents. This document cannot be reproduced except in full, without prior written approval of the Company. Any unauthorized alteration, forgery or falsification of the content or appearance of this document is unlawful and offenders may be prosecuted to the fullest extent of the law.

5. Measurements

Date: 2019/11/17

GSM 850_Head_Re Cheek_CH 190

Communication System: GSM 850; Frequency: 836.6 MHz; Duty Cycle: 1:8.3
Medium parameters used: f = 836.6 MHz; σ = 0.896 S/m; ε_r = 41.272; ρ = 1000 kg/m^3
Phantom section: Right Section
Ambient temperature: 22.1°C; Liquid temperature: 21.8°C

DASY5 Configuration:

- Probe: EX3DV4 – SN3665; ConvF(9.47, 9.47, 9.47); Calibrated: 2019/8/30;
- Sensor-Surface: 2mm (Mechanical Surface Detection)
- Electronics: DAE4 Sn1260; Calibrated: 2019/9/11
- Phantom: SAM
- DASY52 52.8.8(1258); SEMCAD X 14.6.10(7373)

Area Scan (71x131x1): Interpolated grid: dx=15 mm, dy=15 mm
Maximum value of SAR (interpolated) = 0.0659 W/kg

Zoom Scan (5x5x7)/Cube 0: Measurement grid: dx=8mm, dy=8mm, dz=5mm
Reference Value = 2.782 V/m; Power Drift = -0.03 dB
Peak SAR (extrapolated) = 0.0760 W/kg
SAR(1 g) = 0.058 W/kg; SAR(10 g) = 0.043 W/kg
Maximum value of SAR (measured) = 0.0675 W/kg

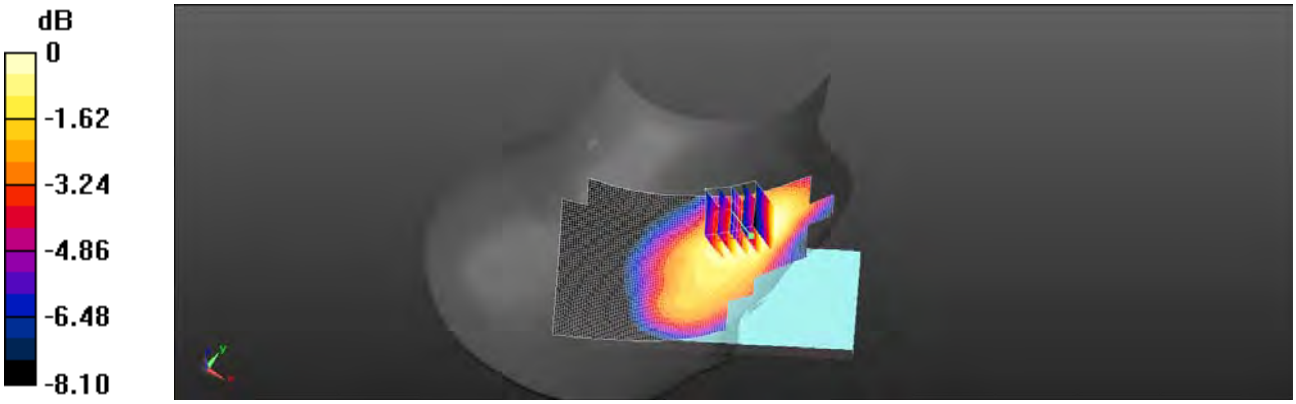

0 dB = 0.0675 W/kg = -11.71 dBW/kg

Unless otherwise stated the results shown in this test report refer only to the sample(s) tested and such sample(s) are retained for 90 days only.
除非另有說明，此報告結果僅對測試之樣品負責，同時此樣品僅保留90天。本報告未經本公司書面許可，不可部份複製。
This document is issued by the Company subject to its General Conditions of Service printed overleaf, available on request or accessible at www.sgs.com/terms_and_conditions.htm and for electronic format documents, subject to Terms and Conditions for Electronic Documents at www.sgs.com/terms_e-document.htm. Attention is drawn to the limitation of liability, indemnification and jurisdiction issues defined therein. Any holder of this document is advised that information contained hereon reflects the Company's findings at the time of its intervention only and within the limits of Client's instructions, if any. The Company's sole responsibility is to its Client and this document does not exonerate parties to a transaction from exercising all their rights and obligations under the transaction documents. This document cannot be reproduced except in full, without prior written approval of the Company. Any unauthorized alteration, forgery or falsification of the content or appearance of this document is unlawful and offenders may be prosecuted to the fullest extent of the law.

Date: 2019/11/17

GSM 850_Body-worn_Back side_CH 190_10mm

Communication System: GSM 850; Frequency: 836.6 MHz; Duty Cycle: 1:8.3
Medium parameters used: f = 836.6 MHz; σ = 0.965 S/m; ε_r = 54.842; ρ = 1000 kg/m^3
Phantom section: Flat Section
Ambient temperature: 22.3°C; Liquid temperature: 21.7°C

DASY5 Configuration:

- Probe: EX3DV4 – SN3665; ConvF(9.77, 9.77, 9.77); Calibrated: 2019/8/30;
- Sensor-Surface: 2mm (Mechanical Surface Detection)
- Electronics: DAE4 Sn1260; Calibrated: 2019/9/11
- Phantom: SAM
- DASY52 52.8.8(1258); SEMCAD X 14.6.10(7373)

Area Scan (81x131x1): Interpolated grid: dx=15 mm, dy=15 mm
Maximum value of SAR (interpolated) = 0.418 W/kg

Zoom Scan (5x5x7)/Cube 0: Measurement grid: dx=8mm, dy=8mm, dz=5mm
Reference Value = 8.546 V/m; Power Drift = 0.05 dB
Peak SAR (extrapolated) = 0.493 W/kg
SAR(1 g) = 0.314 W/kg; SAR(10 g) = 0.202 W/kg
Maximum value of SAR (measured) = 0.407 W/kg

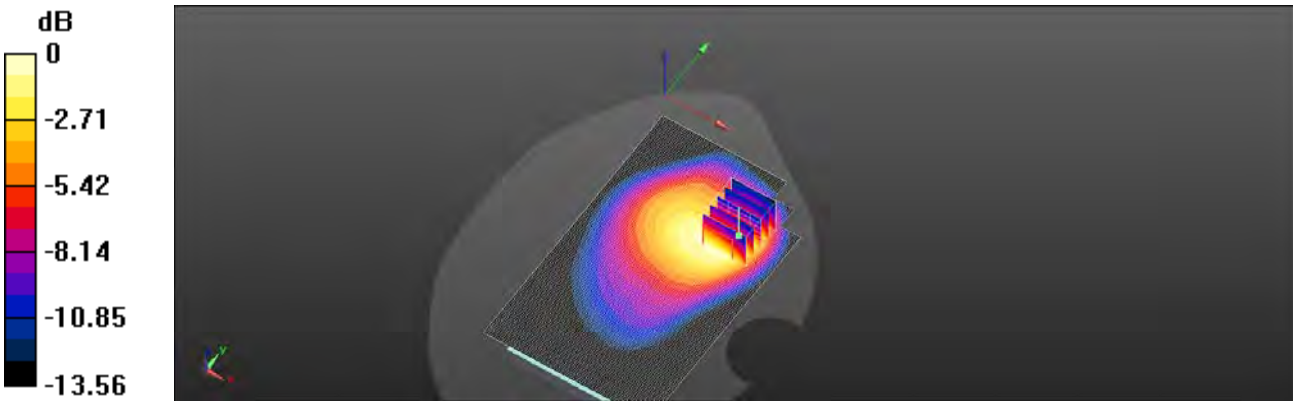

0 dB = 0.407 W/kg = -3.90 dBW/kg

Unless otherwise stated the results shown in this test report refer only to the sample(s) tested and such sample(s) are retained for 90 days only.
除非另有說明，此報告結果僅對測試之樣品負責，同時此樣品僅保留90天。本報告未經本公司書面許可，不可部份複製。
This document is issued by the Company subject to its General Conditions of Service printed overleaf, available on request or accessible at www.sgs.com/terms_and_conditions.htm and for electronic format documents, subject to Terms and Conditions for Electronic Documents at www.sgs.com/terms_e-document.htm. Attention is drawn to the limitation of liability, indemnification and jurisdiction issues defined therein. Any holder of this document is advised that information contained hereon reflects the Company's findings at the time of its intervention only and within the limits of Client's instructions, if any. The Company's sole responsibility is to its Client and this document does not exonerate parties to a transaction from exercising all their rights and obligations under the transaction documents. This document cannot be reproduced except in full, without prior written approval of the Company. Any unauthorized alteration, forgery or falsification of the content or appearance of this document is unlawful and offenders may be prosecuted to the fullest extent of the law.

Date: 2019/11/17

GPRS 850_Hotspot_Back side_CH 128_10mm

Communication System: GPRS 850; Frequency: 824.2 MHz; Duty Cycle: 1:2
Medium parameters used: f = 824.2 MHz; σ = 0.961 S/m; ε_r = 54.9; ρ = 1000 kg/m^3
Phantom section: Flat Section
Ambient temperature: 22.3°C; Liquid temperature: 21.7°C

DASY5 Configuration:

- Probe: EX3DV4 – SN3665; ConvF(9.77, 9.77, 9.77); Calibrated: 2019/8/30;
- Sensor-Surface: 2mm (Mechanical Surface Detection)
- Electronics: DAE4 Sn1260; Calibrated: 2019/9/11
- Phantom: SAM
- DASY52 52.8.8(1258); SEMCAD X 14.6.10(7373)

Area Scan (81x131x1): Interpolated grid: dx=15 mm, dy=15 mm
Maximum value of SAR (interpolated) = 0.412 W/kg

Zoom Scan (5x5x7)/Cube 0: Measurement grid: dx=8mm, dy=8mm, dz=5mm
Reference Value = 9.408 V/m; Power Drift = 0.05 dB
Peak SAR (extrapolated) = 0.528 W/kg
SAR(1 g) = 0.330 W/kg; SAR(10 g) = 0.215 W/kg
Maximum value of SAR (measured) = 0.435 W/kg

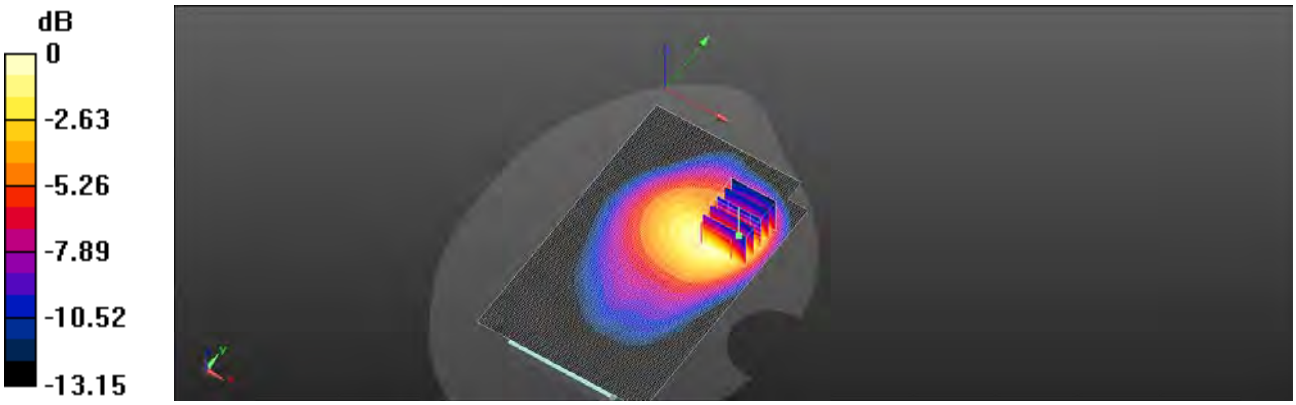

0 dB = 0.435 W/kg = -3.61 dBW/kg

Unless otherwise stated the results shown in this test report refer only to the sample(s) tested and such sample(s) are retained for 90 days only.
除非另有說明，此報告結果僅對測試之樣品負責，同時此樣品僅保留90天。本報告未經本公司書面許可，不可部份複製。
This document is issued by the Company subject to its General Conditions of Service printed overleaf, available on request or accessible at www.sgs.com/terms_and_conditions.htm and for electronic format documents, subject to Terms and Conditions for Electronic Documents at www.sgs.com/terms_e-document.htm. Attention is drawn to the limitation of liability, indemnification and jurisdiction issues defined therein. Any holder of this document is advised that information contained hereon reflects the Company's findings at the time of its intervention only and within the limits of Client's instructions, if any. The Company's sole responsibility is to its Client and this document does not exonerate parties to a transaction from exercising all their rights and obligations under the transaction documents. This document cannot be reproduced except in full, without prior written approval of the Company. Any unauthorized alteration, forgery or falsification of the content or appearance of this document is unlawful and offenders may be prosecuted to the fullest extent of the law.

Date: 2019/11/19

GSM 1900_Head_Le Cheek_CH 810

Communication System: PCS 1900; Frequency: 1909.8 MHz; Duty Cycle: 1:8.3
Medium parameters used: f = 1909.8 MHz; σ = 1.41 S/m; ε_r = 40.188; ρ = 1000 kg/m^3
Phantom section: Left Section
Ambient temperature: 22.2°C; Liquid temperature: 21.7°C

DASY5 Configuration:

- Probe: EX3DV4 – SN3665; ConvF(8.03, 8.03, 8.03); Calibrated: 2019/8/30;
- Sensor-Surface: 2mm (Mechanical Surface Detection)
- Electronics: DAE4 Sn1260; Calibrated: 2019/9/11
- Phantom: SAM
- DASY52 52.8.8(1258); SEMCAD X 14.6.10(7373)

Area Scan (71x131x1): Interpolated grid: dx=15 mm, dy=15 mm
Maximum value of SAR (interpolated) = 0.0697 W/kg

Zoom Scan (5x5x7)/Cube 0: Measurement grid: dx=8mm, dy=8mm, dz=5mm
Reference Value = 2.147 V/m; Power Drift = 0.04 dB
Peak SAR (extrapolated) = 0.0830 W/kg
SAR(1 g) = 0.055 W/kg; SAR(10 g) = 0.036 W/kg
Maximum value of SAR (measured) = 0.0686 W/kg

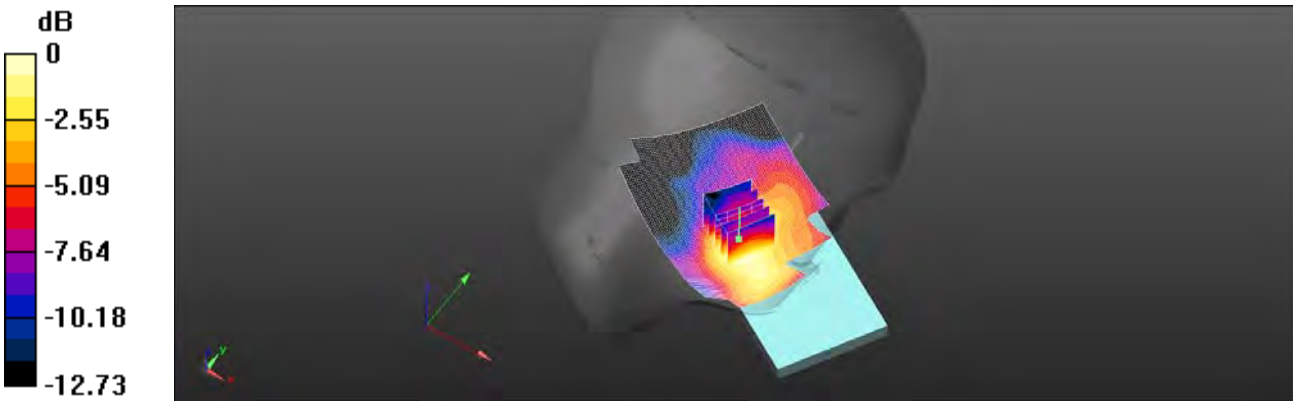

0 dB = 0.0686 W/kg = -11.64 dBW/kg

Unless otherwise stated the results shown in this test report refer only to the sample(s) tested and such sample(s) are retained for 90 days only.
除非另有說明，此報告結果僅對測試之樣品負責，同時此樣品僅保留90天。本報告未經本公司書面許可，不可部份複製。
This document is issued by the Company subject to its General Conditions of Service printed overleaf, available on request or accessible at www.sgs.com/terms_and_conditions.htm and for electronic format documents, subject to Terms and Conditions for Electronic Documents at www.sgs.com/terms_e-document.htm. Attention is drawn to the limitation of liability, indemnification and jurisdiction issues defined therein. Any holder of this document is advised that information contained hereon reflects the Company's findings at the time of its intervention only and within the limits of Client's instructions, if any. The Company's sole responsibility is to its Client and this document does not exonerate parties to a transaction from exercising all their rights and obligations under the transaction documents. This document cannot be reproduced except in full, without prior written approval of the Company. Any unauthorized alteration, forgery or falsification of the content or appearance of this document is unlawful and offenders may be prosecuted to the fullest extent of the law.

Date: 2019/11/19

GSM 1900_Body-worn_Back side_CH 810_10mm

Communication System: PCS 1900; Frequency: 1909.8 MHz; Duty Cycle: 1:8.3
Medium parameters used: f = 1909.8 MHz; σ = 1.533 S/m; ε_r = 53.732; ρ = 1000 kg/m^3
Phantom section: Flat Section
Ambient temperature: 22.2°C; Liquid temperature: 21.6°C

DASY5 Configuration:

- Probe: EX3DV4 – SN3665; ConvF(7.73, 7.73, 7.73); Calibrated: 2019/8/30;
- Sensor-Surface: 2mm (Mechanical Surface Detection)
- Electronics: DAE4 Sn1260; Calibrated: 2019/9/11
- Phantom: SAM
- DASY52 52.8.8(1258); SEMCAD X 14.6.10(7373)

Area Scan (71x121x1): Interpolated grid: dx=15 mm, dy=15 mm
Maximum value of SAR (interpolated) = 0.197 W/kg

Zoom Scan (5x5x7)/Cube 0: Measurement grid: dx=8mm, dy=8mm, dz=5mm
Reference Value = 5.980 V/m; Power Drift = -0.01 dB
Peak SAR (extrapolated) = 0.225 W/kg
SAR(1 g) = 0.141 W/kg; SAR(10 g) = 0.082 W/kg
Maximum value of SAR (measured) = 0.187 W/kg

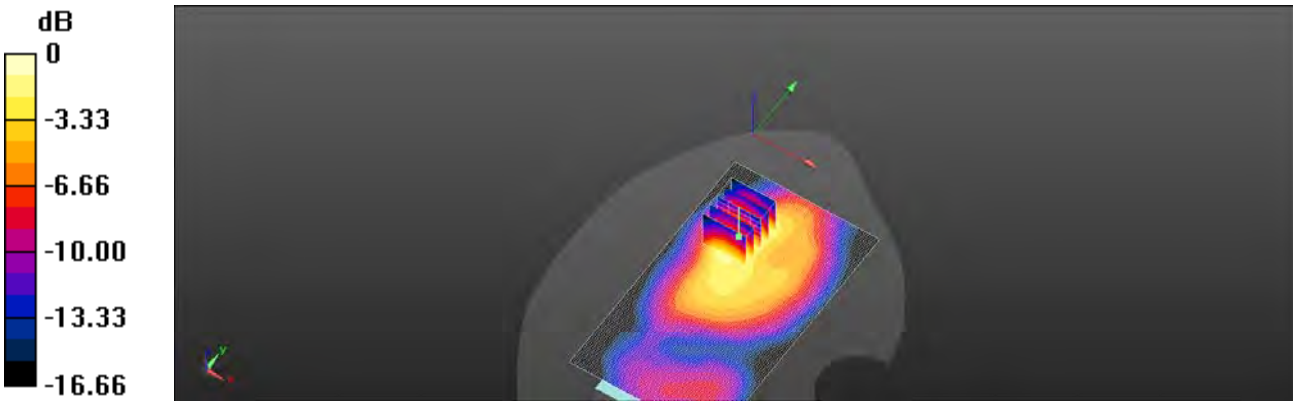

0 dB = 0.187 W/kg = -7.29 dBW/kg

Unless otherwise stated the results shown in this test report refer only to the sample(s) tested and such sample(s) are retained for 90 days only.
除非另有說明，此報告結果僅對測試之樣品負責，同時此樣品僅保留90天。本報告未經本公司書面許可，不可部份複製。
This document is issued by the Company subject to its General Conditions of Service printed overleaf, available on request or accessible at www.sgs.com/terms_and_conditions.htm and for electronic format documents, subject to Terms and Conditions for Electronic Documents at www.sgs.com/terms_e-document.htm. Attention is drawn to the limitation of liability, indemnification and jurisdiction issues defined therein. Any holder of this document is advised that information contained hereon reflects the Company's findings at the time of its intervention only and within the limits of Client's instructions, if any. The Company's sole responsibility is to its Client and this document does not exonerate parties to a transaction from exercising all their rights and obligations under the transaction documents. This document cannot be reproduced except in full, without prior written approval of the Company. Any unauthorized alteration, forgery or falsification of the content or appearance of this document is unlawful and offenders may be prosecuted to the fullest extent of the law.

Date: 2019/11/19

GPRS 1900_Hotspot_Back side_CH 661_10mm

Communication System: GPRS 1900; Frequency: 1880 MHz; Duty Cycle: 1:2
Medium parameters used: f = 1880 MHz; σ = 1.531 S/m; ε_r = 53.78; ρ = 1000 kg/m^3
Phantom section: Flat Section
Ambient temperature: 22.2°C; Liquid temperature: 21.6°C

DASY5 Configuration:

- Probe: EX3DV4 – SN3665; ConvF(7.73, 7.73, 7.73); Calibrated: 2019/8/30;
- Sensor-Surface: 2mm (Mechanical Surface Detection)
- Electronics: DAE4 Sn1260; Calibrated: 2019/9/11
- Phantom: SAM
- DASY52 52.8.8(1258); SEMCAD X 14.6.10(7373)

Area Scan (71x121x1): Interpolated grid: dx=15 mm, dy=15 mm
Maximum value of SAR (interpolated) = 0.175 W/kg

Zoom Scan (5x5x7)/Cube 0: Measurement grid: dx=8mm, dy=8mm, dz=5mm
Reference Value = 5.974 V/m; Power Drift = -0.02 dB
Peak SAR (extrapolated) = 0.191 W/kg
SAR(1 g) = 0.121 W/kg; SAR(10 g) = 0.071 W/kg
Maximum value of SAR (measured) = 0.160 W/kg

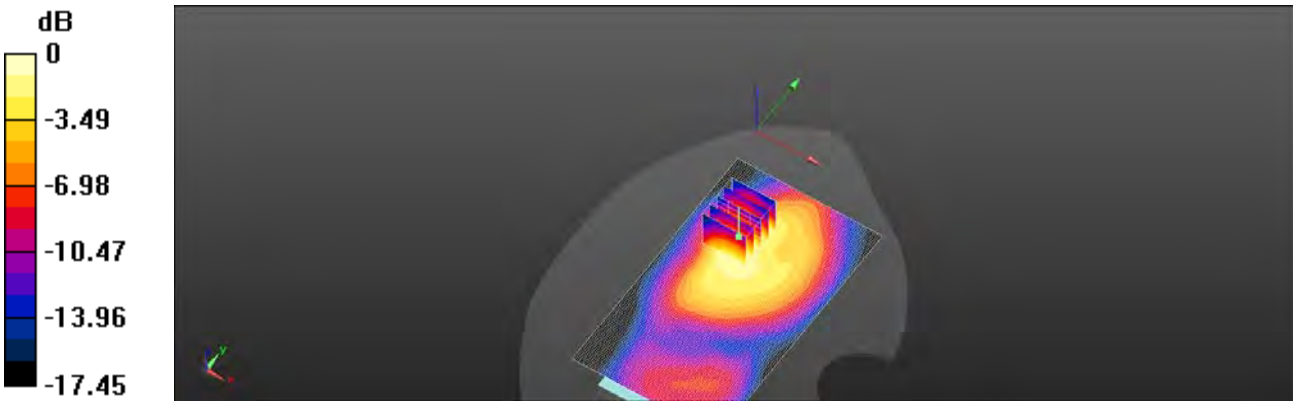

0 dB = 0.160 W/kg = -7.96 dBW/kg

Unless otherwise stated the results shown in this test report refer only to the sample(s) tested and such sample(s) are retained for 90 days only.
除非另有說明，此報告結果僅對測試之樣品負責，同時此樣品僅保留90天。本報告未經本公司書面許可，不可部份複製。
This document is issued by the Company subject to its General Conditions of Service printed overleaf, available on request or accessible at www.sgs.com/terms_and_conditions.htm and for electronic format documents, subject to Terms and Conditions for Electronic Documents at www.sgs.com/terms_e-document.htm. Attention is drawn to the limitation of liability, indemnification and jurisdiction issues defined therein. Any holder of this document is advised that information contained hereon reflects the Company's findings at the time of its intervention only and within the limits of Client's instructions, if any. The Company's sole responsibility is to its Client and this document does not exonerate parties to a transaction from exercising all their rights and obligations under the transaction documents. This document cannot be reproduced except in full, without prior written approval of the Company. Any unauthorized alteration, forgery or falsification of the content or appearance of this document is unlawful and offenders may be prosecuted to the fullest extent of the law.

Date: 2019/11/19

WCDMA Band II_Head_Le Cheek_CH 9400

Communication System: WCDMA Band II; Frequency: 1880 MHz; Duty Cycle: 1:1
Medium parameters used: f = 1880 MHz; σ = 1.408 S/m; ε_r = 40.212; ρ = 1000 kg/m^3
Phantom section: Left Section
Ambient temperature: 22.2°C; Liquid temperature: 21.7°C

DASY5 Configuration:

- Probe: EX3DV4 – SN3665; ConvF(8.03, 8.03, 8.03); Calibrated: 2019/8/30;
- Sensor-Surface: 2mm (Mechanical Surface Detection)
- Electronics: DAE4 Sn1260; Calibrated: 2019/9/11
- Phantom: SAM
- DASY52 52.8.8(1258); SEMCAD X 14.6.10(7373)

Area Scan (71x131x1): Interpolated grid: dx=15 mm, dy=15 mm
Maximum value of SAR (interpolated) = 0.112 W/kg

Zoom Scan (5x5x7)/Cube 0: Measurement grid: dx=8mm, dy=8mm, dz=5mm
Reference Value = 3.371 V/m; Power Drift = -0.01 dB
Peak SAR (extrapolated) = 0.128 W/kg
SAR(1 g) = 0.087 W/kg; SAR(10 g) = 0.057 W/kg
Maximum value of SAR (measured) = 0.107 W/kg

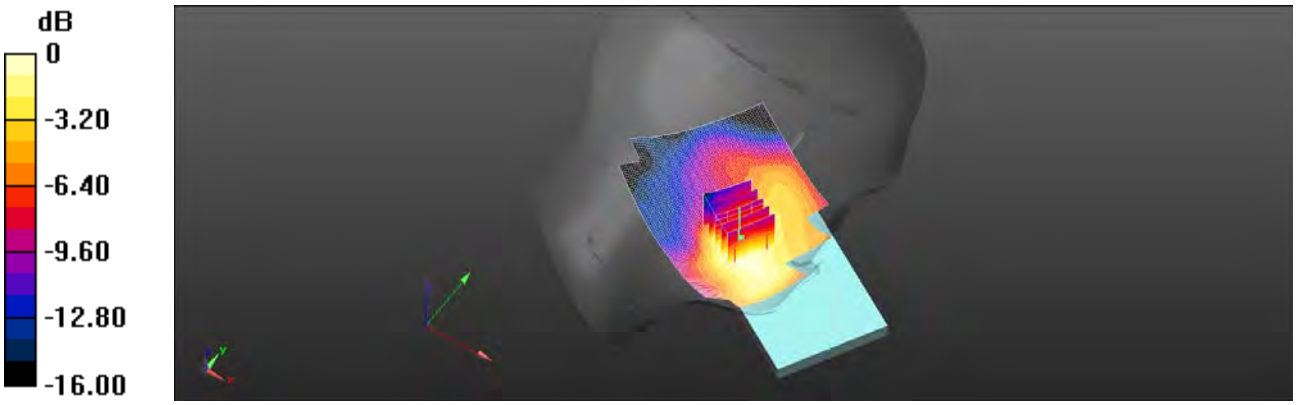

0 dB = 0.107 W/kg = -9.70 dBW/kg

Unless otherwise stated the results shown in this test report refer only to the sample(s) tested and such sample(s) are retained for 90 days only.
除非另有說明，此報告結果僅對測試之樣品負責，同時此樣品僅保留90天。本報告未經本公司書面許可，不可部份複製。
This document is issued by the Company subject to its General Conditions of Service printed overleaf, available on request or accessible at www.sgs.com/terms_and_conditions.htm and for electronic format documents, subject to Terms and Conditions for Electronic Documents at www.sgs.com/terms_e-document.htm. Attention is drawn to the limitation of liability, indemnification and jurisdiction issues defined therein. Any holder of this document is advised that information contained hereon reflects the Company's findings at the time of its intervention only and within the limits of Client's instructions, if any. The Company's sole responsibility is to its Client and this document does not exonerate parties to a transaction from exercising all their rights and obligations under the transaction documents. This document cannot be reproduced except in full, without prior written approval of the Company. Any unauthorized alteration, forgery or falsification of the content or appearance of this document is unlawful and offenders may be prosecuted to the fullest extent of the law.

Date: 2019/11/19

WCDMA Band II_Hotspot_Back side_CH 9400_10mm

Communication System: WCDMA Band II; Frequency: 1880 MHz; Duty Cycle: 1:1
Medium parameters used: f = 1880 MHz; σ = 1.531 S/m; ε_r = 53.78; ρ = 1000 kg/m^3
Phantom section: Flat Section
Ambient temperature: 22.2°C; Liquid temperature: 21.6°C

DASY5 Configuration:

- Probe: EX3DV4 – SN3665; ConvF(7.73, 7.73, 7.73); Calibrated: 2019/8/30;
- Sensor-Surface: 2mm (Mechanical Surface Detection)
- Electronics: DAE4 Sn1260; Calibrated: 2019/9/11
- Phantom: SAM
- DASY52 52.8.8(1258); SEMCAD X 14.6.10(7373)

Area Scan (71x121x1): Interpolated grid: dx=15 mm, dy=15 mm
Maximum value of SAR (interpolated) = 0.349 W/kg

Zoom Scan (5x5x7)/Cube 0: Measurement grid: dx=8mm, dy=8mm, dz=5mm
Reference Value = 7.938 V/m; Power Drift = -0.06 dB
Peak SAR (extrapolated) = 0.390 W/kg
SAR(1 g) = 0.248 W/kg; SAR(10 g) = 0.147 W/kg
Maximum value of SAR (measured) = 0.327 W/kg

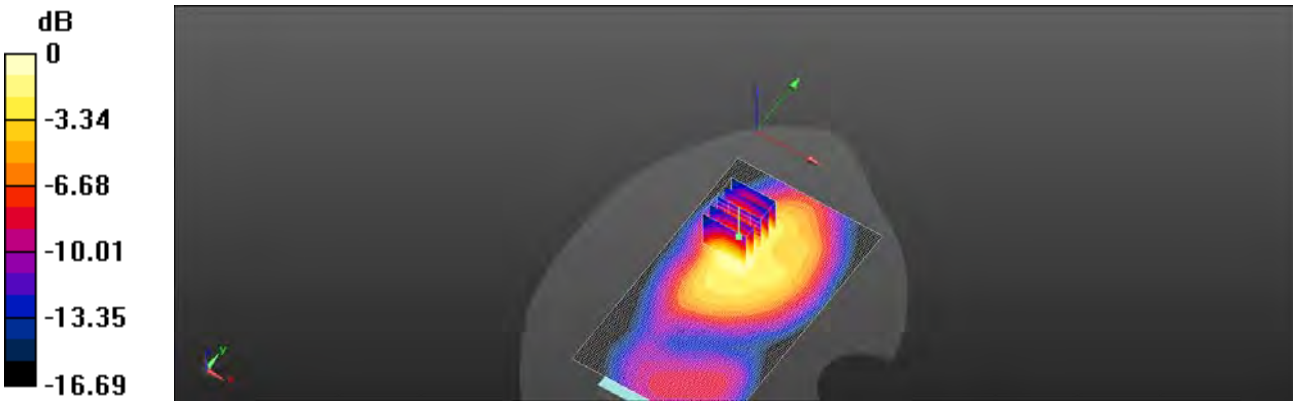

0 dB = 0.327 W/kg = -4.86 dBW/kg

Unless otherwise stated the results shown in this test report refer only to the sample(s) tested and such sample(s) are retained for 90 days only.
除非另有說明，此報告結果僅對測試之樣品負責，同時此樣品僅保留90天。本報告未經本公司書面許可，不可部份複製。
This document is issued by the Company subject to its General Conditions of Service printed overleaf, available on request or accessible at www.sgs.com/terms_and_conditions.htm and for electronic format documents, subject to Terms and Conditions for Electronic Documents at www.sgs.com/terms_e-document.htm. Attention is drawn to the limitation of liability, indemnification and jurisdiction issues defined therein. Any holder of this document is advised that information contained hereon reflects the Company's findings at the time of its intervention only and within the limits of Client's instructions, if any. The Company's sole responsibility is to its Client and this document does not exonerate parties to a transaction from exercising all their rights and obligations under the transaction documents. This document cannot be reproduced except in full, without prior written approval of the Company. Any unauthorized alteration, forgery or falsification of the content or appearance of this document is unlawful and offenders may be prosecuted to the fullest extent of the law.

Date: 2019/11/18

WCDMA Band IV_Head_Le Cheek_CH 1513

Communication System: WCDMA band IV; Frequency: 1752.6 MHz; Duty Cycle: 1:1
Medium parameters used: f = 1752.6 MHz; σ = 1.383 S/m; ε_r = 40.267; ρ = 1000 kg/m^3
Phantom section: Left Section
Ambient temperature: 22.4°C; Liquid temperature: 21.8°C

DASY5 Configuration:

- Probe: EX3DV4 – SN3665; ConvF(8.34, 8.34, 8.34); Calibrated: 2019/8/30;
- Sensor-Surface: 2mm (Mechanical Surface Detection)
- Electronics: DAE4 Sn1260; Calibrated: 2019/9/11
- Phantom: SAM
- DASY52 52.8.8(1258); SEMCAD X 14.6.10(7373)

Area Scan (71x131x1): Interpolated grid: dx=15 mm, dy=15 mm
Maximum value of SAR (interpolated) = 0.0715 W/kg

Zoom Scan (5x5x7)/Cube 0: Measurement grid: dx=8mm, dy=8mm, dz=5mm
Reference Value = 3.205 V/m; Power Drift = -0.02 dB
Peak SAR (extrapolated) = 0.0810 W/kg
SAR(1 g) = 0.056 W/kg; SAR(10 g) = 0.038 W/kg
Maximum value of SAR (measured) = 0.0695 W/kg

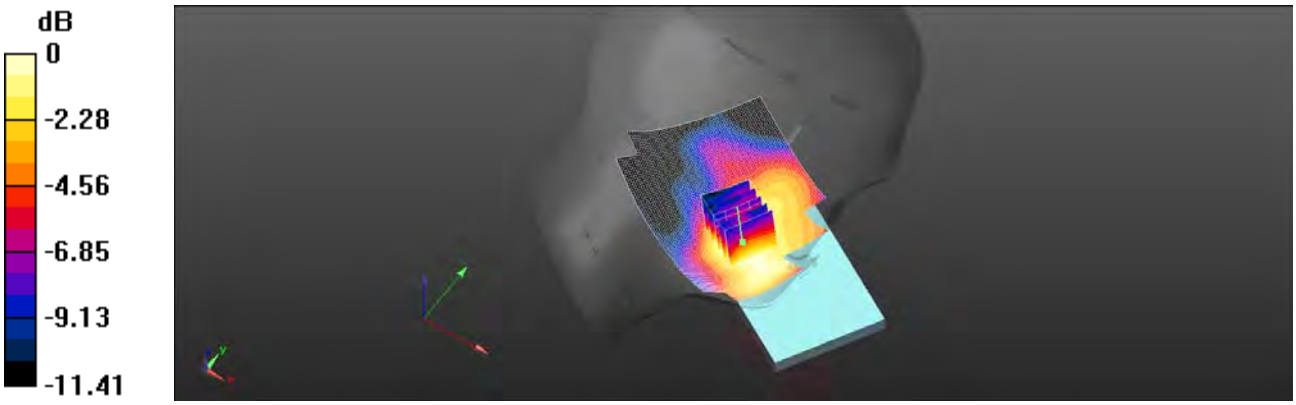

0 dB = 0.0695 W/kg = -11.58 dBW/kg

Unless otherwise stated the results shown in this test report refer only to the sample(s) tested and such sample(s) are retained for 90 days only.
除非另有說明，此報告結果僅對測試之樣品負責，同時此樣品僅保留90天。本報告未經本公司書面許可，不可部份複製。
This document is issued by the Company subject to its General Conditions of Service printed overleaf, available on request or accessible at www.sgs.com/terms_and_conditions.htm and for electronic format documents, subject to Terms and Conditions for Electronic Documents at www.sgs.com/terms_e-document.htm. Attention is drawn to the limitation of liability, indemnification and jurisdiction issues defined therein. Any holder of this document is advised that information contained hereon reflects the Company's findings at the time of its intervention only and within the limits of Client's instructions, if any. The Company's sole responsibility is to its Client and this document does not exonerate parties to a transaction from exercising all their rights and obligations under the transaction documents. This document cannot be reproduced except in full, without prior written approval of the Company. Any unauthorized alteration, forgery or falsification of the content or appearance of this document is unlawful and offenders may be prosecuted to the fullest extent of the law.

Date: 2019/11/18

WCDMA Band IV_Hotspot_Back side_CH 1513_10mm

Communication System: WCDMA band IV; Frequency: 1752.6 MHz; Duty Cycle: 1:1
Medium parameters used: f = 1752.6 MHz; σ = 1.505 S/m; ε_r = 54.018; ρ = 1000 kg/m^3
Phantom section: Flat Section
Ambient temperature: 22.1°C; Liquid temperature: 21.7°C

DASY5 Configuration:

- Probe: EX3DV4 – SN3665; ConvF(8.06, 8.06, 8.06); Calibrated: 2019/8/30;
- Sensor-Surface: 2mm (Mechanical Surface Detection)
- Electronics: DAE4 Sn1260; Calibrated: 2019/9/11
- Phantom: SAM
- DASY52 52.8.8(1258); SEMCAD X 14.6.10(7373)

Area Scan (71x121x1): Interpolated grid: dx=15 mm, dy=15 mm
Maximum value of SAR (interpolated) = 0.288 W/kg

Zoom Scan (5x5x7)/Cube 0: Measurement grid: dx=8mm, dy=8mm, dz=5mm
Reference Value = 7.820 V/m; Power Drift = -0.03 dB
Peak SAR (extrapolated) = 0.309 W/kg
SAR(1 g) = 0.208 W/kg; SAR(10 g) = 0.130 W/kg
Maximum value of SAR (measured) = 0.260 W/kg

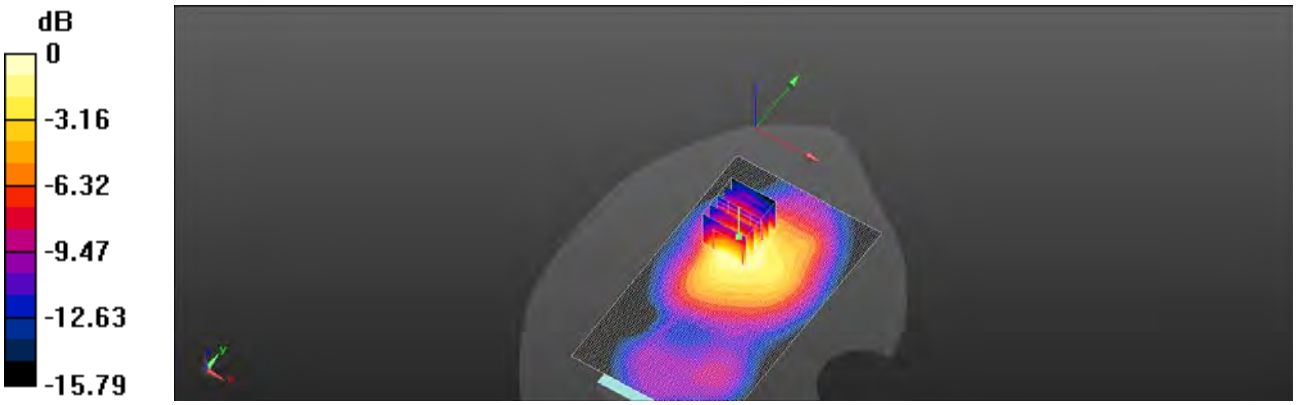

0 dB = 0.260 W/kg = -5.86 dBW/kg

Unless otherwise stated the results shown in this test report refer only to the sample(s) tested and such sample(s) are retained for 90 days only.
除非另有說明，此報告結果僅對測試之樣品負責，同時此樣品僅保留90天。本報告未經本公司書面許可，不可部份複製。
This document is issued by the Company subject to its General Conditions of Service printed overleaf, available on request or accessible at www.sgs.com/terms_and_conditions.htm and for electronic format documents, subject to Terms and Conditions for Electronic Documents at www.sgs.com/terms_e-document.htm. Attention is drawn to the limitation of liability, indemnification and jurisdiction issues defined therein. Any holder of this document is advised that information contained hereon reflects the Company's findings at the time of its intervention only and within the limits of Client's instructions, if any. The Company's sole responsibility is to its Client and this document does not exonerate parties to a transaction from exercising all their rights and obligations under the transaction documents. This document cannot be reproduced except in full, without prior written approval of the Company. Any unauthorized alteration, forgery or falsification of the content or appearance of this document is unlawful and offenders may be prosecuted to the fullest extent of the law.

Date: 2019/11/17

WCDMA Band V_Head_Re Cheek_CH 4183

Communication System: WCDMA Band V; Frequency: 836.6 MHz; Duty Cycle: 1:1
Medium parameters used: f = 836.6 MHz; σ = 0.896 S/m; ε_r = 41.272; ρ = 1000 kg/m^3
Phantom section: Right Section
Ambient temperature: 22.1°C; Liquid temperature: 21.8°C

DASY5 Configuration:

- Probe: EX3DV4 – SN3665; ConvF(9.47, 9.47, 9.47); Calibrated: 2019/8/30;
- Sensor-Surface: 2mm (Mechanical Surface Detection)
- Electronics: DAE4 Sn1260; Calibrated: 2019/9/11
- Phantom: SAM
- DASY52 52.8.8(1258); SEMCAD X 14.6.10(7373)

Area Scan (71x131x1): Interpolated grid: dx=15 mm, dy=15 mm
Maximum value of SAR (interpolated) = 0.0632 W/kg

Zoom Scan (5x5x7)/Cube 0: Measurement grid: dx=8mm, dy=8mm, dz=5mm
Reference Value = 2.215 V/m; Power Drift = 0.05 dB
Peak SAR (extrapolated) = 0.0690 W/kg
SAR(1 g) = 0.053 W/kg; SAR(10 g) = 0.040 W/kg
Maximum value of SAR (measured) = 0.0621 W/kg

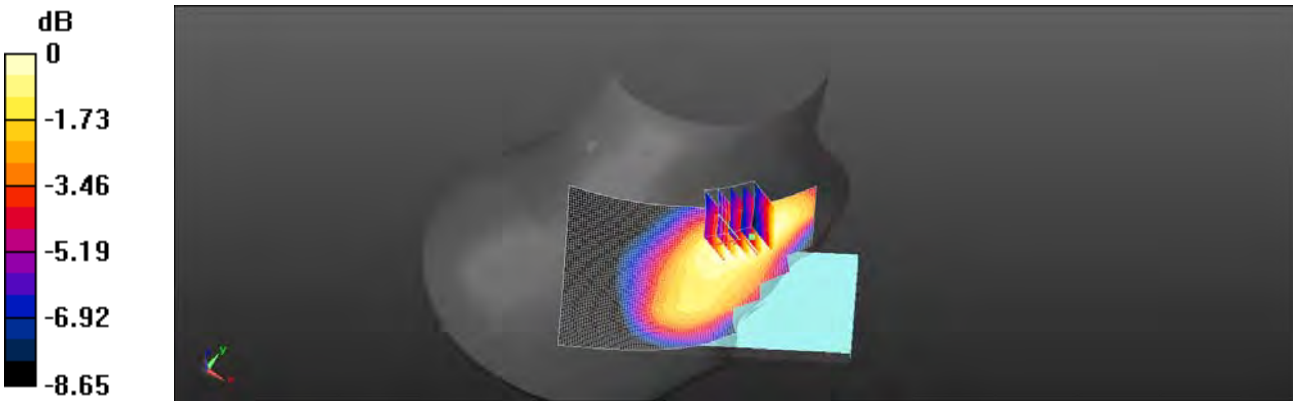

0 dB = 0.0621 W/kg = -12.07 dBW/kg

Unless otherwise stated the results shown in this test report refer only to the sample(s) tested and such sample(s) are retained for 90 days only.
除非另有說明，此報告結果僅對測試之樣品負責，同時此樣品僅保留90天。本報告未經本公司書面許可，不可部份複製。
This document is issued by the Company subject to its General Conditions of Service printed overleaf, available on request or accessible at www.sgs.com/terms_and_conditions.htm and for electronic format documents, subject to Terms and Conditions for Electronic Documents at www.sgs.com/terms_e-document.htm. Attention is drawn to the limitation of liability, indemnification and jurisdiction issues defined therein. Any holder of this document is advised that information contained hereon reflects the Company's findings at the time of its intervention only and within the limits of Client's instructions, if any. The Company's sole responsibility is to its Client and this document does not exonerate parties to a transaction from exercising all their rights and obligations under the transaction documents. This document cannot be reproduced except in full, without prior written approval of the Company. Any unauthorized alteration, forgery or falsification of the content or appearance of this document is unlawful and offenders may be prosecuted to the fullest extent of the law.

Date: 2019/11/17

WCDMA Band V_Hotspot_Back side_CH 4183_10mm

Communication System: WCDMA Band V; Frequency: 836.6 MHz; Duty Cycle: 1:1
Medium parameters used: f = 836.6 MHz; σ = 0.965 S/m; ε_r = 54.842; ρ = 1000 kg/m^3
Phantom section: Flat Section
Ambient temperature: 22.3°C; Liquid temperature: 21.7°C

DASY5 Configuration:

- Probe: EX3DV4 – SN3665; ConvF(9.77, 9.77, 9.77); Calibrated: 2019/8/30;
- Sensor-Surface: 2mm (Mechanical Surface Detection)
- Electronics: DAE4 Sn1260; Calibrated: 2019/9/11
- Phantom: SAM
- DASY52 52.8.8(1258); SEMCAD X 14.6.10(7373)

Area Scan (81x131x1): Interpolated grid: dx=15 mm, dy=15 mm
Maximum value of SAR (interpolated) = 0.362 W/kg

Zoom Scan (5x5x7)/Cube 0: Measurement grid: dx=8mm, dy=8mm, dz=5mm
Reference Value = 9.121 V/m; Power Drift = -0.02 dB
Peak SAR (extrapolated) = 0.442 W/kg
SAR(1 g) = 0.288 W/kg; SAR(10 g) = 0.191 W/kg
Maximum value of SAR (measured) = 0.365 W/kg

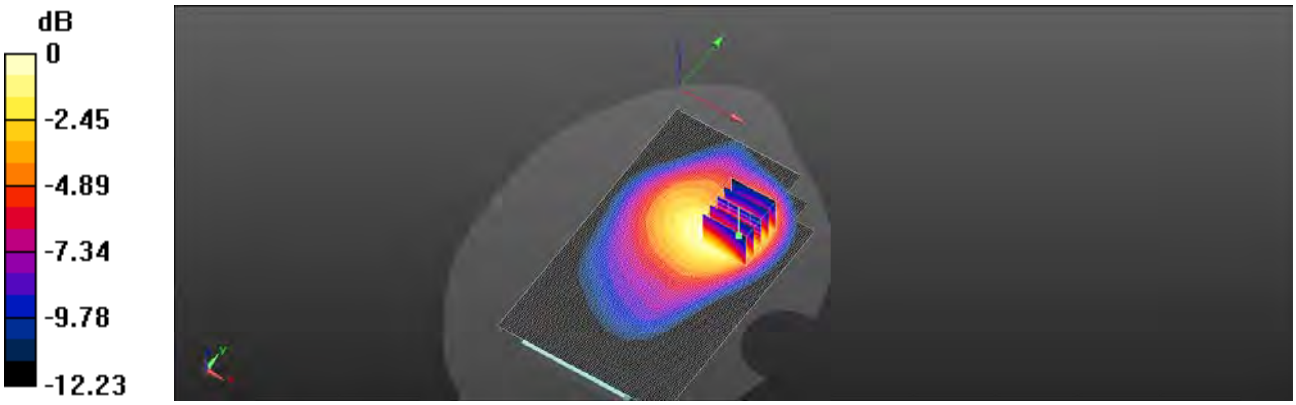

0 dB = 0.365 W/kg = -4.37 dBW/kg

Unless otherwise stated the results shown in this test report refer only to the sample(s) tested and such sample(s) are retained for 90 days only.
除非另有說明，此報告結果僅對測試之樣品負責，同時此樣品僅保留90天。本報告未經本公司書面許可，不可部份複製。
This document is issued by the Company subject to its General Conditions of Service printed overleaf, available on request or accessible at www.sgs.com/terms_and_conditions.htm and for electronic format documents, subject to Terms and Conditions for Electronic Documents at www.sgs.com/terms_e-document.htm. Attention is drawn to the limitation of liability, indemnification and jurisdiction issues defined therein. Any holder of this document is advised that information contained hereon reflects the Company's findings at the time of its intervention only and within the limits of Client's instructions, if any. The Company's sole responsibility is to its Client and this document does not exonerate parties to a transaction from exercising all their rights and obligations under the transaction documents. This document cannot be reproduced except in full, without prior written approval of the Company. Any unauthorized alteration, forgery or falsification of the content or appearance of this document is unlawful and offenders may be prosecuted to the fullest extent of the law.

Date: 2019/11/19

LTE Band 2 (20MHz)_Head_Le Cheek_CH 18900_QPSK_1-0

Communication System: LTE Band 2; Frequency: 1880 MHz; Duty Cycle: 1:1
Medium parameters used: f = 1880 MHz; σ = 1.408 S/m; ε_r = 40.212; ρ = 1000 kg/m^3
Phantom section: Left Section
Ambient temperature: 22.2°C; Liquid temperature: 21.7°C

DASY5 Configuration:

- Probe: EX3DV4 – SN3665; ConvF(8.03, 8.03, 8.03); Calibrated: 2019/8/30;
- Sensor-Surface: 2mm (Mechanical Surface Detection)
- Electronics: DAE4 Sn1260; Calibrated: 2019/9/11
- Phantom: SAM
- DASY52 52.8.8(1258); SEMCAD X 14.6.10(7373)

Area Scan (71x121x1): Interpolated grid: dx=15 mm, dy=15 mm
Maximum value of SAR (interpolated) = 0.0949 W/kg

Zoom Scan (5x5x7)/Cube 0: Measurement grid: dx=8mm, dy=8mm, dz=5mm
Reference Value = 2.893 V/m; Power Drift = -0.01 dB
Peak SAR (extrapolated) = 0.108 W/kg
SAR(1 g) = 0.072 W/kg; SAR(10 g) = 0.046 W/kg
Maximum value of SAR (measured) = 0.0904 W/kg

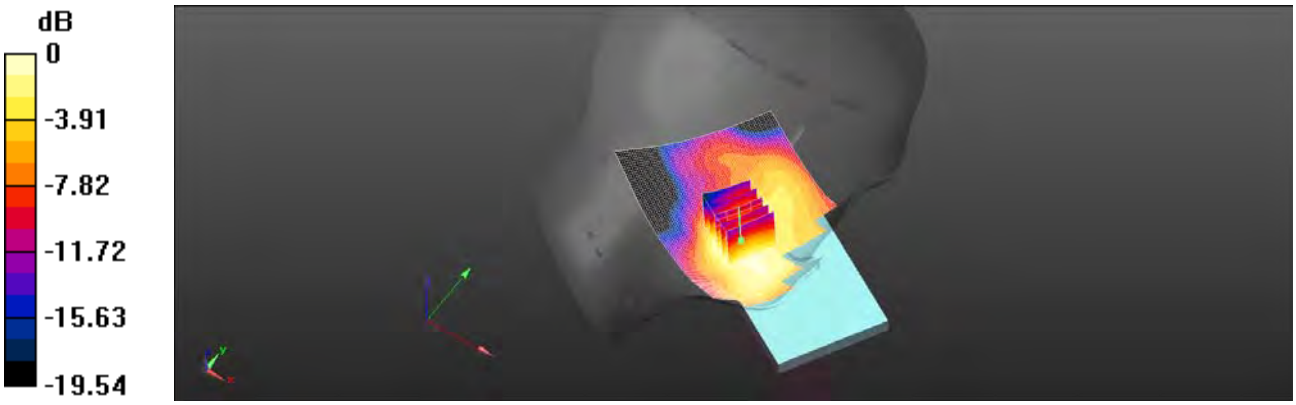

0 dB = 0.0904 W/kg = -10.44 dBW/kg

Unless otherwise stated the results shown in this test report refer only to the sample(s) tested and such sample(s) are retained for 90 days only.
除非另有說明，此報告結果僅對測試之樣品負責，同時此樣品僅保留90天。本報告未經本公司書面許可，不可部份複製。
This document is issued by the Company subject to its General Conditions of Service printed overleaf, available on request or accessible at www.sgs.com/terms_and_conditions.htm and for electronic format documents, subject to Terms and Conditions for Electronic Documents at www.sgs.com/terms_e-document.htm. Attention is drawn to the limitation of liability, indemnification and jurisdiction issues defined therein. Any holder of this document is advised that information contained hereon reflects the Company's findings at the time of its intervention only and within the limits of Client's instructions, if any. The Company's sole responsibility is to its Client and this document does not exonerate parties to a transaction from exercising all their rights and obligations under the transaction documents. This document cannot be reproduced except in full, without prior written approval of the Company. Any unauthorized alteration, forgery or falsification of the content or appearance of this document is unlawful and offenders may be prosecuted to the fullest extent of the law.

Date: 2019/11/19

LTE Band 2 (20MHz)_Hotspot_Back side_CH 18900_QPSK_1-0_10mm

Communication System: LTE Band 2; Frequency: 1880 MHz; Duty Cycle: 1:1
Medium parameters used: f = 1880 MHz; σ = 1.531 S/m; ε_r = 53.78; ρ = 1000 kg/m^3
Phantom section: Flat Section
Ambient temperature: 22.2°C; Liquid temperature: 21.6°C

DASY5 Configuration:

- Probe: EX3DV4 – SN3665; ConvF(7.73, 7.73, 7.73); Calibrated: 2019/8/30;
- Sensor-Surface: 2mm (Mechanical Surface Detection)
- Electronics: DAE4 Sn1260; Calibrated: 2019/9/11
- Phantom: SAM
- DASY52 52.8.8(1258); SEMCAD X 14.6.10(7373)

Area Scan (71x121x1): Interpolated grid: dx=15 mm, dy=15 mm
Maximum value of SAR (interpolated) = 0.379 W/kg

Zoom Scan (5x5x7)/Cube 0: Measurement grid: dx=8mm, dy=8mm, dz=5mm
Reference Value = 7.900 V/m; Power Drift = -0.02 dB
Peak SAR (extrapolated) = 0.425 W/kg
SAR(1 g) = 0.269 W/kg; SAR(10 g) = 0.160 W/kg
Maximum value of SAR (measured) = 0.355 W/kg

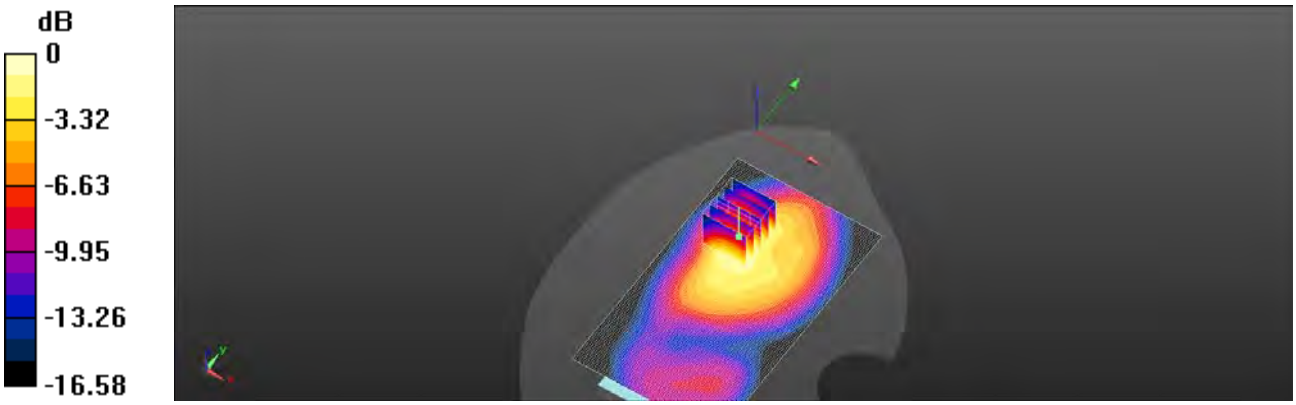

0 dB = 0.355 W/kg = -4.49 dBW/kg

Unless otherwise stated the results shown in this test report refer only to the sample(s) tested and such sample(s) are retained for 90 days only.
除非另有說明，此報告結果僅對測試之樣品負責，同時此樣品僅保留90天。本報告未經本公司書面許可，不可部份複製。
This document is issued by the Company subject to its General Conditions of Service printed overleaf, available on request or accessible at www.sgs.com/terms_and_conditions.htm and for electronic format documents, subject to Terms and Conditions for Electronic Documents at www.sgs.com/terms_e-document.htm. Attention is drawn to the limitation of liability, indemnification and jurisdiction issues defined therein. Any holder of this document is advised that information contained hereon reflects the Company's findings at the time of its intervention only and within the limits of Client's instructions, if any. The Company's sole responsibility is to its Client and this document does not exonerate parties to a transaction from exercising all their rights and obligations under the transaction documents. This document cannot be reproduced except in full, without prior written approval of the Company. Any unauthorized alteration, forgery or falsification of the content or appearance of this document is unlawful and offenders may be prosecuted to the fullest extent of the law.

Date: 2019/11/18

LTE Band 4 (20MHz)_Head_Le Cheek_CH 20175_QPSK_1-50

Communication System: LTE Band 4; Frequency: 1732.5 MHz; Duty Cycle: 1:1
Medium parameters used: f = 1732.5 MHz; σ = 1.372 S/m; ε_r = 40.298; ρ = 1000 kg/m^3
Phantom section: Left Section
Ambient temperature: 22.4°C; Liquid temperature: 21.8°C

DASY5 Configuration:

- Probe: EX3DV4 – SN3665; ConvF(8.34, 8.34, 8.34); Calibrated: 2019/8/30;
- Sensor-Surface: 2mm (Mechanical Surface Detection)
- Electronics: DAE4 Sn1260; Calibrated: 2019/9/11
- Phantom: SAM
- DASY52 52.8.8(1258); SEMCAD X 14.6.10(7373)

Area Scan (71x131x1): Interpolated grid: dx=15 mm, dy=15 mm
Maximum value of SAR (interpolated) = 0.0617 W/kg

Zoom Scan (5x5x7)/Cube 0: Measurement grid: dx=8mm, dy=8mm, dz=5mm
Reference Value = 2.242 V/m; Power Drift = 0.04 dB
Peak SAR (extrapolated) = 0.0690 W/kg
SAR(1 g) = 0.048 W/kg; SAR(10 g) = 0.032 W/kg
Maximum value of SAR (measured) = 0.0581 W/kg

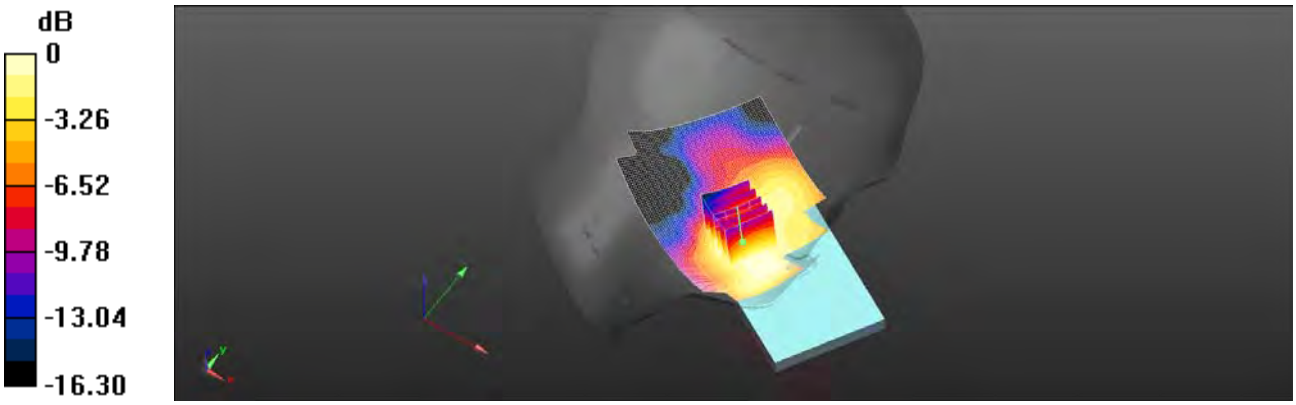

0 dB = 0.0581 W/kg = -12.36 dBW/kg

Unless otherwise stated the results shown in this test report refer only to the sample(s) tested and such sample(s) are retained for 90 days only.
除非另有說明，此報告結果僅對測試之樣品負責，同時此樣品僅保留90天。本報告未經本公司書面許可，不可部份複製。
This document is issued by the Company subject to its General Conditions of Service printed overleaf, available on request or accessible at www.sgs.com/terms_and_conditions.htm and for electronic format documents, subject to Terms and Conditions for Electronic Documents at www.sgs.com/terms_e-document.htm. Attention is drawn to the limitation of liability, indemnification and jurisdiction issues defined therein. Any holder of this document is advised that information contained hereon reflects the Company's findings at the time of its intervention only and within the limits of Client's instructions, if any. The Company's sole responsibility is to its Client and this document does not exonerate parties to a transaction from exercising all their rights and obligations under the transaction documents. This document cannot be reproduced except in full, without prior written approval of the Company. Any unauthorized alteration, forgery or falsification of the content or appearance of this document is unlawful and offenders may be prosecuted to the fullest extent of the law.

Date: 2019/11/18

LTE Band 4 (20MHz)_Hotspot_Back side_CH 20175_QPSK_1-50_10mm

Communication System: LTE Band 4; Frequency: 1732.5 MHz; Duty Cycle: 1:1
Medium parameters used: f = 1732.5 MHz; σ = 1.491 S/m; ε_r = 54.055; ρ = 1000 kg/m^3
Phantom section: Flat Section
Ambient temperature: 22.1°C; Liquid temperature: 21.7°C

DASY5 Configuration:

- Probe: EX3DV4 – SN3665; ConvF(8.06, 8.06, 8.06); Calibrated: 2019/8/30;
- Sensor-Surface: 2mm (Mechanical Surface Detection)
- Electronics: DAE4 Sn1260; Calibrated: 2019/9/11
- Phantom: SAM
- DASY52 52.8.8(1258); SEMCAD X 14.6.10(7373)

Area Scan (71x121x1): Interpolated grid: dx=15 mm, dy=15 mm
Maximum value of SAR (interpolated) = 0.310 W/kg

Zoom Scan (5x5x7)/Cube 0: Measurement grid: dx=8mm, dy=8mm, dz=5mm
Reference Value = 6.566 V/m; Power Drift = -0.03 dB
Peak SAR (extrapolated) = 0.329 W/kg
SAR(1 g) = 0.225 W/kg; SAR(10 g) = 0.141 W/kg
Maximum value of SAR (measured) = 0.283 W/kg

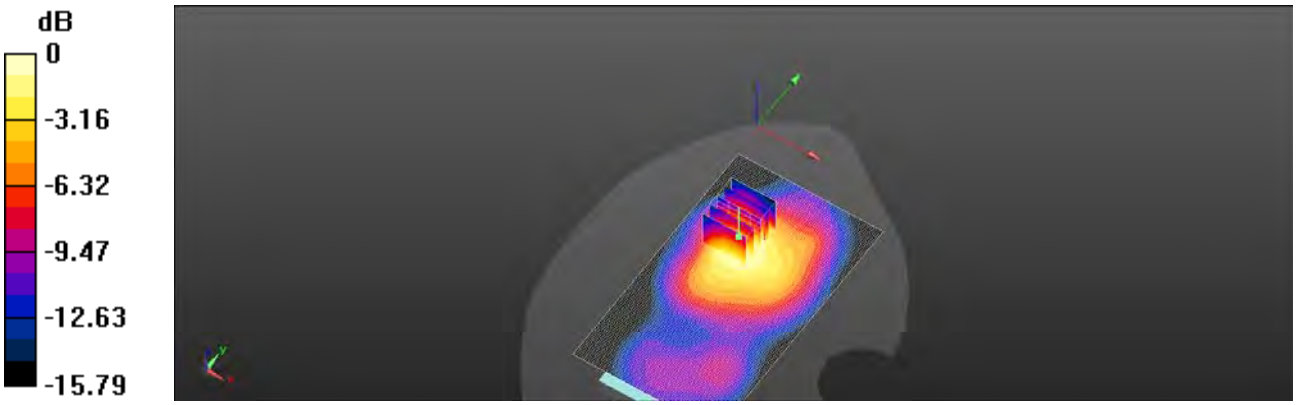

0 dB = 0.283 W/kg = -5.48 dBW/kg

Unless otherwise stated the results shown in this test report refer only to the sample(s) tested and such sample(s) are retained for 90 days only.
除非另有說明，此報告結果僅對測試之樣品負責，同時此樣品僅保留90天。本報告未經本公司書面許可，不可部份複製。
This document is issued by the Company subject to its General Conditions of Service printed overleaf, available on request or accessible at www.sgs.com/terms_and_conditions.htm and for electronic format documents, subject to Terms and Conditions for Electronic Documents at www.sgs.com/terms_e-document.htm. Attention is drawn to the limitation of liability, indemnification and jurisdiction issues defined therein. Any holder of this document is advised that information contained hereon reflects the Company's findings at the time of its intervention only and within the limits of Client's instructions, if any. The Company's sole responsibility is to its Client and this document does not exonerate parties to a transaction from exercising all their rights and obligations under the transaction documents. This document cannot be reproduced except in full, without prior written approval of the Company. Any unauthorized alteration, forgery or falsification of the content or appearance of this document is unlawful and offenders may be prosecuted to the fullest extent of the law.

Date: 2019/11/17

LTE Band 5 (10MHz)_Head_Re Cheek_CH 20450_QPSK_1-49

Communication System: LTE Band 5; Frequency: 829 MHz; Duty Cycle: 1:1
Medium parameters used: f = 829 MHz; σ = 0.893 S/m; ε_r = 41.328; ρ = 1000 kg/m^3
Phantom section: Right Section
Ambient temperature: 22.1°C; Liquid temperature: 21.8°C

DASY5 Configuration:

- Probe: EX3DV4 – SN3665; ConvF(9.47, 9.47, 9.47); Calibrated: 2019/8/30;
- Sensor-Surface: 2mm (Mechanical Surface Detection)
- Electronics: DAE4 Sn1260; Calibrated: 2019/9/11
- Phantom: SAM
- DASY52 52.8.8(1258); SEMCAD X 14.6.10(7373)

Area Scan (71x131x1): Interpolated grid: dx=15 mm, dy=15 mm
Maximum value of SAR (interpolated) = 0.0657 W/kg

Zoom Scan (5x5x7)/Cube 0: Measurement grid: dx=8mm, dy=8mm, dz=5mm
Reference Value = 4.455 V/m; Power Drift = 0.01 dB
Peak SAR (extrapolated) = 0.0740 W/kg
SAR(1 g) = 0.055 W/kg; SAR(10 g) = 0.040 W/kg
Maximum value of SAR (measured) = 0.0658 W/kg

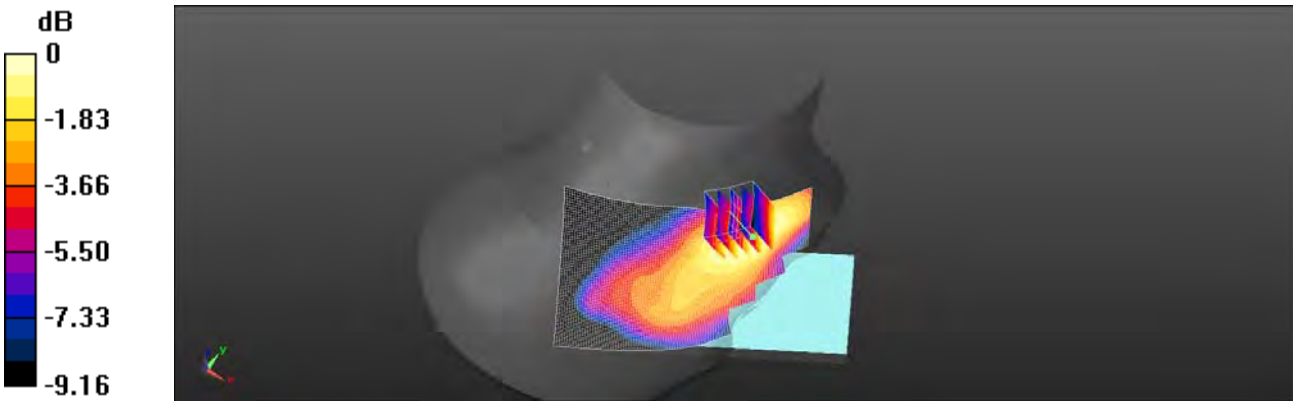

0 dB = 0.0658 W/kg = -11.82 dBW/kg

Unless otherwise stated the results shown in this test report refer only to the sample(s) tested and such sample(s) are retained for 90 days only.
除非另有說明，此報告結果僅對測試之樣品負責，同時此樣品僅保留90天。本報告未經本公司書面許可，不可部份複製。
This document is issued by the Company subject to its General Conditions of Service printed overleaf, available on request or accessible at www.sgs.com/terms_and_conditions.htm and for electronic format documents, subject to Terms and Conditions for Electronic Documents at www.sgs.com/terms_e-document.htm. Attention is drawn to the limitation of liability, indemnification and jurisdiction issues defined therein. Any holder of this document is advised that information contained hereon reflects the Company's findings at the time of its intervention only and within the limits of Client's instructions, if any. The Company's sole responsibility is to its Client and this document does not exonerate parties to a transaction from exercising all their rights and obligations under the transaction documents. This document cannot be reproduced except in full, without prior written approval of the Company. Any unauthorized alteration, forgery or falsification of the content or appearance of this document is unlawful and offenders may be prosecuted to the fullest extent of the law.

Date: 2019/11/17

LTE Band 5 (10MHz)_Hotspot_Back side_CH 20450_QPSK_1-49_10mm

Communication System: LTE Band 5; Frequency: 829 MHz; Duty Cycle: 1:1
Medium parameters used: f = 829 MHz; σ = 0.962 S/m; ε_r = 54.898; ρ = 1000 kg/m^3
Phantom section: Flat Section
Ambient temperature: 22.3°C; Liquid temperature: 21.7°C

DASY5 Configuration:

- Probe: EX3DV4 – SN3665; ConvF(9.77, 9.77, 9.77); Calibrated: 2019/8/30;
- Sensor-Surface: 2mm (Mechanical Surface Detection)
- Electronics: DAE4 Sn1260; Calibrated: 2019/9/11
- Phantom: SAM
- DASY52 52.8.8(1258); SEMCAD X 14.6.10(7373)

Area Scan (81x131x1): Interpolated grid: dx=15 mm, dy=15 mm
Maximum value of SAR (interpolated) = 0.377 W/kg

Zoom Scan (5x5x7)/Cube 0: Measurement grid: dx=8mm, dy=8mm, dz=5mm
Reference Value = 8.819 V/m; Power Drift = -0.02 dB
Peak SAR (extrapolated) = 0.461 W/kg
SAR(1 g) = 0.300 W/kg; SAR(10 g) = 0.196 W/kg
Maximum value of SAR (measured) = 0.381 W/kg

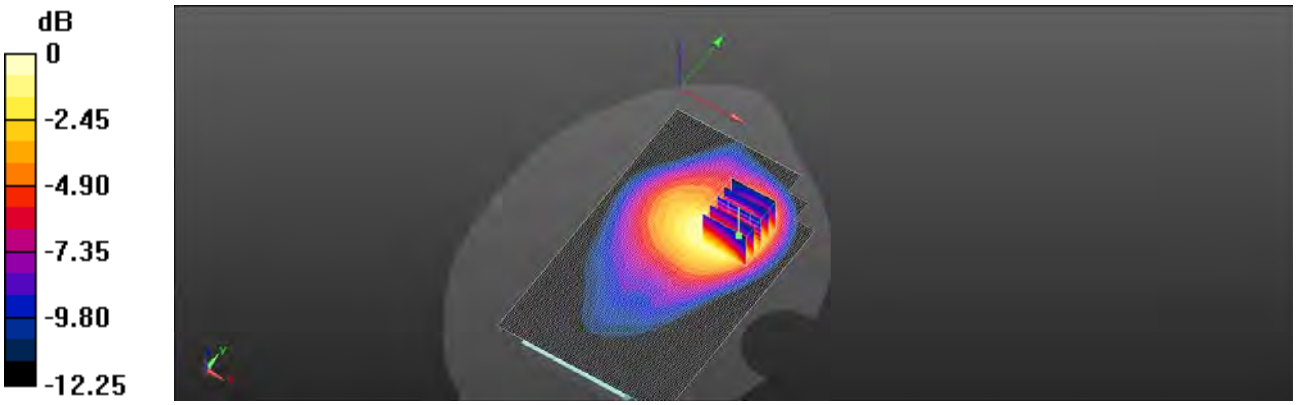

0 dB = 0.381 W/kg = -4.19 dBW/kg

Unless otherwise stated the results shown in this test report refer only to the sample(s) tested and such sample(s) are retained for 90 days only.
除非另有說明，此報告結果僅對測試之樣品負責，同時此樣品僅保留90天。本報告未經本公司書面許可，不可部份複製。
This document is issued by the Company subject to its General Conditions of Service printed overleaf, available on request or accessible at www.sgs.com/terms_and_conditions.htm and for electronic format documents, subject to Terms and Conditions for Electronic Documents at www.sgs.com/terms_e-document.htm. Attention is drawn to the limitation of liability, indemnification and jurisdiction issues defined therein. Any holder of this document is advised that information contained hereon reflects the Company's findings at the time of its intervention only and within the limits of Client's instructions, if any. The Company's sole responsibility is to its Client and this document does not exonerate parties to a transaction from exercising all their rights and obligations under the transaction documents. This document cannot be reproduced except in full, without prior written approval of the Company. Any unauthorized alteration, forgery or falsification of the content or appearance of this document is unlawful and offenders may be prosecuted to the fullest extent of the law.

Date: 2019/11/18

LTE Band 7 (20MHz)_Head_Le Cheek_CH 20850_QPSK_1-99

Communication System: LTE Band 7; Frequency: 2510 MHz; Duty Cycle: 1:1
Medium parameters used: f = 2510 MHz; σ = 1.845 S/m; ε_r = 38.701; ρ = 1000 kg/m^3
Phantom section: Left Section
Ambient temperature: 22.3°C; Liquid temperature: 21.6°C

DASY5 Configuration:

- Probe: EX3DV4 – SN3770; ConvF(7.3, 7.3, 7.3); Calibrated: 2019/4/29;
- Sensor-Surface: 2mm (Mechanical Surface Detection)
- Electronics: DAE4 Sn547; Calibrated: 2019/3/22
- Phantom: SAM
- DASY52 52.8.8(1258); SEMCAD X 14.6.10(7373)

Area Scan (91x151x1): Interpolated grid: dx=12 mm, dy=12 mm
Maximum value of SAR (interpolated) = 0.192 W/kg

Zoom Scan (7x7x7)/Cube 0: Measurement grid: dx=5mm, dy=5mm, dz=5mm
Reference Value = 2.381 V/m; Power Drift = 0.03 dB
Peak SAR (extrapolated) = 0.233 W/kg
SAR(1 g) = 0.133 W/kg; SAR(10 g) = 0.073 W/kg
Maximum value of SAR (measured) = 0.184 W/kg



0 dB = 0.184 W/kg = -7.35 dBW/kg

Unless otherwise stated the results shown in this test report refer only to the sample(s) tested and such sample(s) are retained for 90 days only.
除非另有說明，此報告結果僅對測試之樣品負責，同時此樣品僅保留90天。本報告未經本公司書面許可，不可部份複製。
This document is issued by the Company subject to its General Conditions of Service printed overleaf, available on request or accessible at www.sgs.com/terms_and_conditions.htm and for electronic format documents, subject to Terms and Conditions for Electronic Documents at www.sgs.com/terms_e-document.htm. Attention is drawn to the limitation of liability, indemnification and jurisdiction issues defined therein. Any holder of this document is advised that information contained hereon reflects the Company's findings at the time of its intervention only and within the limits of Client's instructions, if any. The Company's sole responsibility is to its Client and this document does not exonerate parties to a transaction from exercising all their rights and obligations under the transaction documents. This document cannot be reproduced except in full, without prior written approval of the Company. Any unauthorized alteration, forgery or falsification of the content or appearance of this document is unlawful and offenders may be prosecuted to the fullest extent of the law.

Date: 2019/11/21

LTE Band 7 (20MHz)_Hotspot_Back side_CH 20850_QPSK_1-99_10mm

Communication System: LTE Band 7; Frequency: 2510 MHz; Duty Cycle: 1:1
Medium parameters used: f = 2510 MHz; σ = 2.014 S/m; ε_r = 52.076; ρ = 1000 kg/m^3
Phantom section: Flat Section
Ambient temperature: 22.1°C; Liquid temperature: 21.9°C

DASY5 Configuration:

- Probe: EX3DV4 – SN3665; ConvF(7.3, 7.3, 7.3); Calibrated: 2019/8/30;
- Sensor-Surface: 2mm (Mechanical Surface Detection)
- Electronics: DAE4 Sn1260; Calibrated: 2019/9/11
- Phantom: SAM
- DASY52 52.8.8(1258); SEMCAD X 14.6.10(7373)

Area Scan (91x151x1): Interpolated grid: dx=12 mm, dy=12 mm
Maximum value of SAR (interpolated) = 0.631 W/kg

Zoom Scan (7x7x7)/Cube 0: Measurement grid: dx=5mm, dy=5mm, dz=5mm
Reference Value = 3.279 V/m; Power Drift = -0.03 dB
Peak SAR (extrapolated) = 0.803 W/kg
SAR(1 g) = 0.419 W/kg; SAR(10 g) = 0.203 W/kg
Maximum value of SAR (measured) = 0.596 W/kg

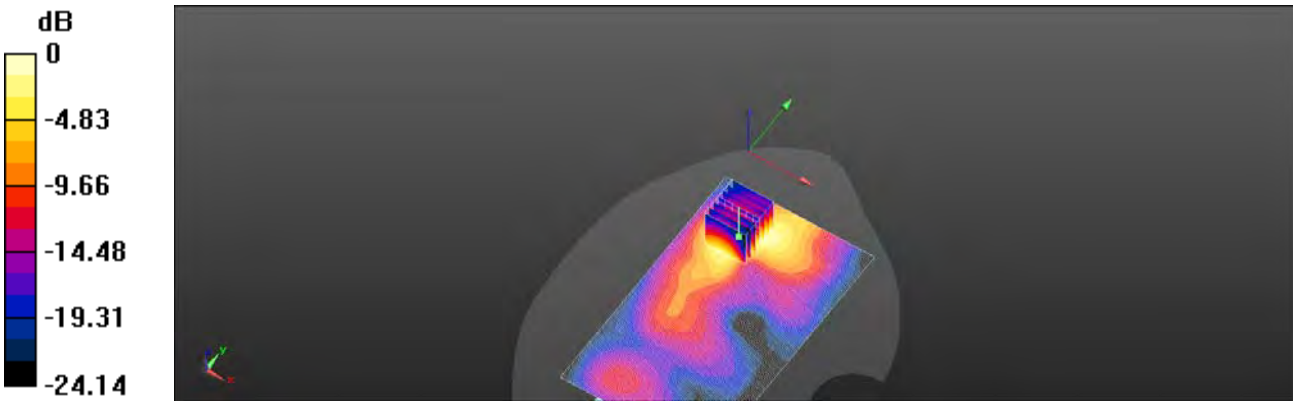

0 dB = 0.596 W/kg = -2.25 dBW/kg

Unless otherwise stated the results shown in this test report refer only to the sample(s) tested and such sample(s) are retained for 90 days only.
除非另有說明，此報告結果僅對測試之樣品負責，同時此樣品僅保留90天。本報告未經本公司書面許可，不可部份複製。
This document is issued by the Company subject to its General Conditions of Service printed overleaf, available on request or accessible at www.sgs.com/terms_and_conditions.htm and for electronic format documents, subject to Terms and Conditions for Electronic Documents at www.sgs.com/terms_e-document.htm. Attention is drawn to the limitation of liability, indemnification and jurisdiction issues defined therein. Any holder of this document is advised that information contained hereon reflects the Company's findings at the time of its intervention only and within the limits of Client's instructions, if any. The Company's sole responsibility is to its Client and this document does not exonerate parties to a transaction from exercising all their rights and obligations under the transaction documents. This document cannot be reproduced except in full, without prior written approval of the Company. Any unauthorized alteration, forgery or falsification of the content or appearance of this document is unlawful and offenders may be prosecuted to the fullest extent of the law.

Date: 2019/11/15

LTE Band 12 (10MHz)_Head_Re Cheek_CH 23095_QPSK_1-49

Communication System: LTE Band 12; Frequency: 707.5 MHz; Duty Cycle: 1:1
Medium parameters used: f = 707.5 MHz; σ = 0.882 S/m; ε_r = 41.819; ρ = 1000 kg/m^3
Phantom section: Right Section
Ambient temperature: 22.2°C; Liquid temperature: 21.8°C

DASY5 Configuration:

- Probe: EX3DV4 – SN3665; ConvF(9.77, 9.77, 9.77); Calibrated: 2019/8/30;
- Sensor-Surface: 2mm (Mechanical Surface Detection)
- Electronics: DAE4 Sn1260; Calibrated: 2019/9/11
- Phantom: SAM
- DASY52 52.8.8(1258); SEMCAD X 14.6.10(7373)

Area Scan (71x131x1): Interpolated grid: dx=15 mm, dy=15 mm
Maximum value of SAR (interpolated) = 0.0780 W/kg

Zoom Scan (5x5x7)/Cube 0: Measurement grid: dx=8mm, dy=8mm, dz=5mm
Reference Value = 3.666 V/m; Power Drift = 0.04 dB
Peak SAR (extrapolated) = 0.0890 W/kg
SAR(1 g) = 0.077 W/kg; SAR(10 g) = 0.060 W/kg
Maximum value of SAR (measured) = 0.0773 W/kg

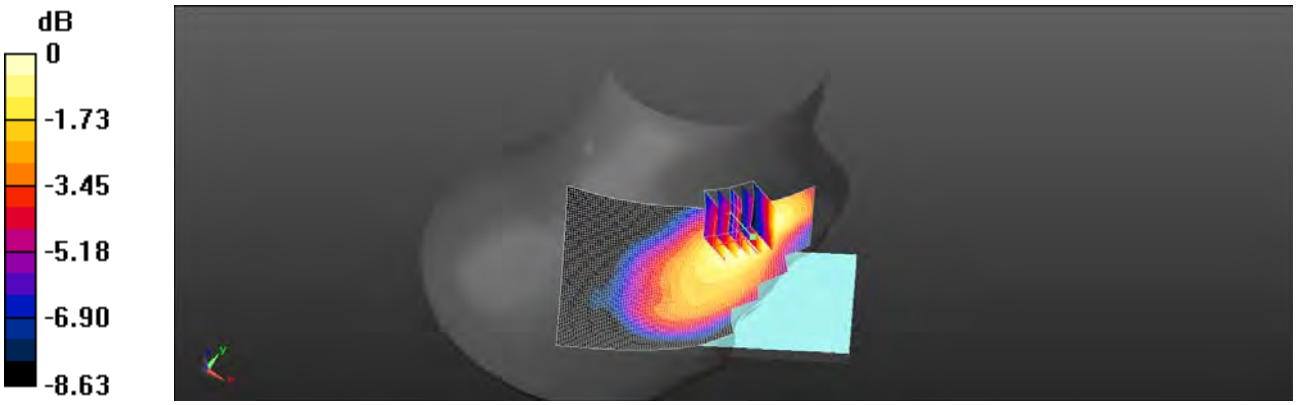

0 dB = 0.0773 W/kg = -11.12 dBW/kg

Unless otherwise stated the results shown in this test report refer only to the sample(s) tested and such sample(s) are retained for 90 days only.
除非另有說明，此報告結果僅對測試之樣品負責，同時此樣品僅保留90天。本報告未經本公司書面許可，不可部份複製。
This document is issued by the Company subject to its General Conditions of Service printed overleaf, available on request or accessible at www.sgs.com/terms_and_conditions.htm and for electronic format documents, subject to Terms and Conditions for Electronic Documents at www.sgs.com/terms_e-document.htm. Attention is drawn to the limitation of liability, indemnification and jurisdiction issues defined therein. Any holder of this document is advised that information contained hereon reflects the Company's findings at the time of its intervention only and within the limits of Client's instructions, if any. The Company's sole responsibility is to its Client and this document does not exonerate parties to a transaction from exercising all their rights and obligations under the transaction documents. This document cannot be reproduced except in full, without prior written approval of the Company. Any unauthorized alteration, forgery or falsification of the content or appearance of this document is unlawful and offenders may be prosecuted to the fullest extent of the law.

Date: 2019/11/16

LTE Band 12 (10MHz)_Hotspot_Back side_CH 23095_QPSK_1-49_10mm

Communication System: LTE Band 12; Frequency: 707.5 MHz; Duty Cycle: 1:1
Medium parameters used: f = 707.5 MHz; σ = 0.951 S/m; ε_r = 55.385; ρ = 1000 kg/m^3
Phantom section: Flat Section
Ambient temperature: 22.1°C; Liquid temperature: 21.9°C

DASY5 Configuration:

- Probe: EX3DV4 – SN3665; ConvF(10, 10, 10); Calibrated: 2019/8/30;
- Sensor-Surface: 2mm (Mechanical Surface Detection)
- Electronics: DAE4 Sn1260; Calibrated: 2019/9/11
- Phantom: SAM
- DASY52 52.8.8(1258); SEMCAD X 14.6.10(7373)

Area Scan (81x131x1): Interpolated grid: dx=15 mm, dy=15 mm
Maximum value of SAR (interpolated) = 0.393 W/kg

Zoom Scan (5x5x7)/Cube 0: Measurement grid: dx=8mm, dy=8mm, dz=5mm
Reference Value = 10.70 V/m; Power Drift = -0.02 dB
Peak SAR (extrapolated) = 0.461 W/kg
SAR(1 g) = 0.300 W/kg; SAR(10 g) = 0.194 W/kg
Maximum value of SAR (measured) = 0.388 W/kg

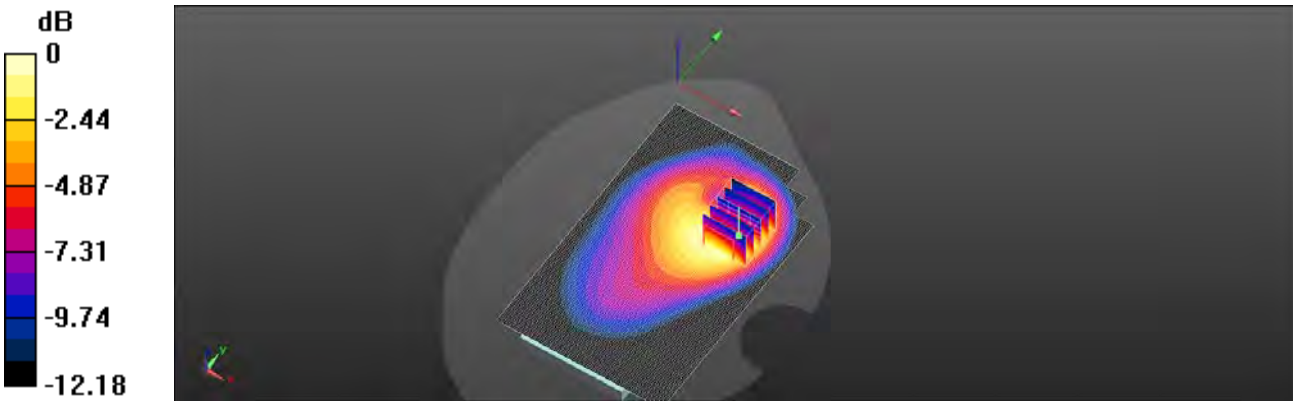

0 dB = 0.388 W/kg = -4.11 dBW/kg

Unless otherwise stated the results shown in this test report refer only to the sample(s) tested and such sample(s) are retained for 90 days only.
除非另有說明，此報告結果僅對測試之樣品負責，同時此樣品僅保留90天。本報告未經本公司書面許可，不可部份複製。
This document is issued by the Company subject to its General Conditions of Service printed overleaf, available on request or accessible at www.sgs.com/terms_and_conditions.htm and for electronic format documents, subject to Terms and Conditions for Electronic Documents at www.sgs.com/terms_e-document.htm. Attention is drawn to the limitation of liability, indemnification and jurisdiction issues defined therein. Any holder of this document is advised that information contained hereon reflects the Company's findings at the time of its intervention only and within the limits of Client's instructions, if any. The Company's sole responsibility is to its Client and this document does not exonerate parties to a transaction from exercising all their rights and obligations under the transaction documents. This document cannot be reproduced except in full, without prior written approval of the Company. Any unauthorized alteration, forgery or falsification of the content or appearance of this document is unlawful and offenders may be prosecuted to the fullest extent of the law.

Date: 2019/11/15

LTE Band 13 (10MHz)_Head_Re Cheek_CH 23230_QPSK_1-25

Communication System: LTE Band 13; Frequency: 782 MHz; Duty Cycle: 1:1
Medium parameters used: f = 782 MHz; σ = 0.888 S/m; ε_r = 41.454; ρ = 1000 kg/m^3
Phantom section: Right Section
Ambient temperature: 22.2°C; Liquid temperature: 21.8°C

DASY5 Configuration:

- Probe: EX3DV4 – SN3665; ConvF(9.77, 9.77, 9.77); Calibrated: 2019/8/30;
- Sensor-Surface: 2mm (Mechanical Surface Detection)
- Electronics: DAE4 Sn1260; Calibrated: 2019/9/11
- Phantom: SAM
- DASY52 52.8.8(1258); SEMCAD X 14.6.10(7373)

Area Scan (71x131x1): Interpolated grid: dx=15 mm, dy=15 mm
Maximum value of SAR (interpolated) = 0.0335 W/kg

Zoom Scan (5x5x7)/Cube 0: Measurement grid: dx=8mm, dy=8mm, dz=5mm
Reference Value = 2.480 V/m; Power Drift = 0.05 dB
Peak SAR (extrapolated) = 0.0340 W/kg
SAR(1 g) = 0.025 W/kg; SAR(10 g) = 0.019 W/kg
Maximum value of SAR (measured) = 0.0295 W/kg

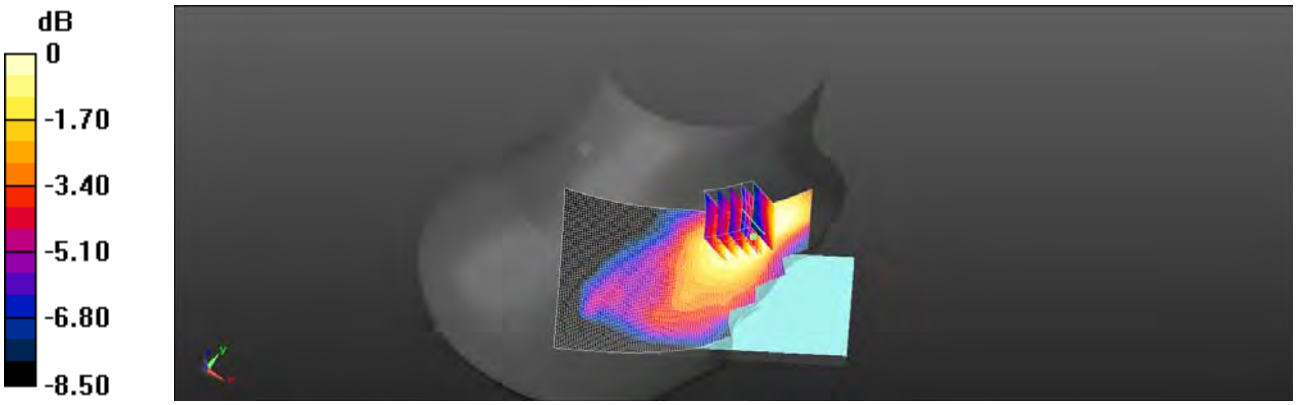

0 dB = 0.0295 W/kg = -15.30 dBW/kg

Unless otherwise stated the results shown in this test report refer only to the sample(s) tested and such sample(s) are retained for 90 days only.
除非另有說明，此報告結果僅對測試之樣品負責，同時此樣品僅保留90天。本報告未經本公司書面許可，不可部份複製。
This document is issued by the Company subject to its General Conditions of Service printed overleaf, available on request or accessible at www.sgs.com/terms_and_conditions.htm and for electronic format documents, subject to Terms and Conditions for Electronic Documents at www.sgs.com/terms_e-document.htm. Attention is drawn to the limitation of liability, indemnification and jurisdiction issues defined therein. Any holder of this document is advised that information contained hereon reflects the Company's findings at the time of its intervention only and within the limits of Client's instructions, if any. The Company's sole responsibility is to its Client and this document does not exonerate parties to a transaction from exercising all their rights and obligations under the transaction documents. This document cannot be reproduced except in full, without prior written approval of the Company. Any unauthorized alteration, forgery or falsification of the content or appearance of this document is unlawful and offenders may be prosecuted to the fullest extent of the law.

Date: 2019/11/16

LTE Band 13 (10MHz)_Hotspot_Back side_CH 23230_QPSK_1-25_10mm

Communication System: LTE Band 13; Frequency: 782 MHz; Duty Cycle: 1:1
Medium parameters used: f = 782 MHz; σ = 0.958 S/m; ε_r = 55.091; ρ = 1000 kg/m^3
Phantom section: Flat Section
Ambient temperature: 22.1°C; Liquid temperature: 21.9°C

DASY5 Configuration:

- Probe: EX3DV4 – SN3665; ConvF(10, 10, 10); Calibrated: 2019/8/30;
- Sensor-Surface: 2mm (Mechanical Surface Detection)
- Electronics: DAE4 Sn1260; Calibrated: 2019/9/11
- Phantom: SAM
- DASY52 52.8.8(1258); SEMCAD X 14.6.10(7373)

Area Scan (81x131x1): Interpolated grid: dx=15 mm, dy=15 mm
Maximum value of SAR (interpolated) = 0.166 W/kg

Zoom Scan (5x5x7)/Cube 0: Measurement grid: dx=8mm, dy=8mm, dz=5mm
Reference Value = 6.081 V/m; Power Drift = -0.02 dB
Peak SAR (extrapolated) = 0.197 W/kg
SAR(1 g) = 0.132 W/kg; SAR(10 g) = 0.087 W/kg
Maximum value of SAR (measured) = 0.167 W/kg

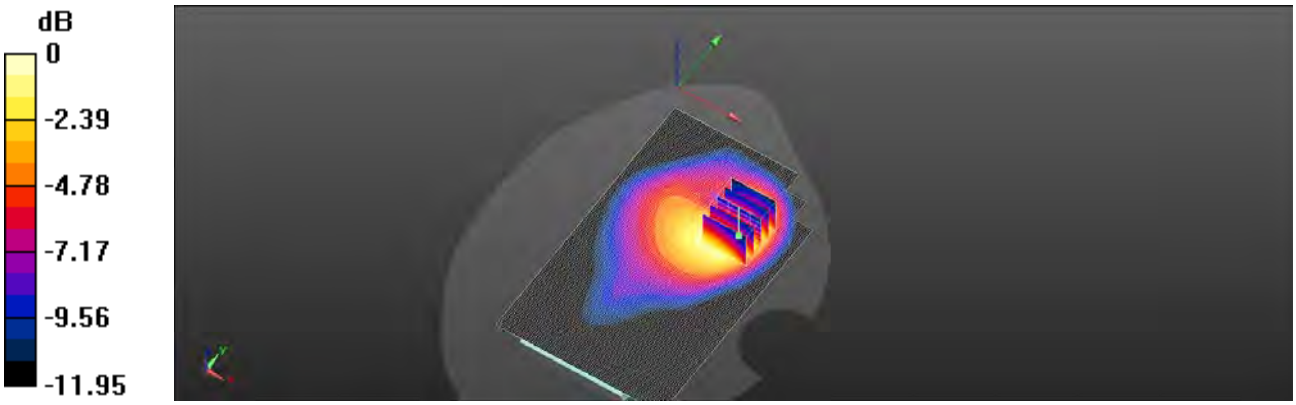

0 dB = 0.167 W/kg = -7.78 dBW/kg

Unless otherwise stated the results shown in this test report refer only to the sample(s) tested and such sample(s) are retained for 90 days only.
除非另有說明，此報告結果僅對測試之樣品負責，同時此樣品僅保留90天。本報告未經本公司書面許可，不可部份複製。
This document is issued by the Company subject to its General Conditions of Service printed overleaf, available on request or accessible at www.sgs.com/terms_and_conditions.htm and for electronic format documents, subject to Terms and Conditions for Electronic Documents at www.sgs.com/terms_e-document.htm. Attention is drawn to the limitation of liability, indemnification and jurisdiction issues defined therein. Any holder of this document is advised that information contained hereon reflects the Company's findings at the time of its intervention only and within the limits of Client's instructions, if any. The Company's sole responsibility is to its Client and this document does not exonerate parties to a transaction from exercising all their rights and obligations under the transaction documents. This document cannot be reproduced except in full, without prior written approval of the Company. Any unauthorized alteration, forgery or falsification of the content or appearance of this document is unlawful and offenders may be prosecuted to the fullest extent of the law.

Date: 2019/11/15

LTE Band 17 (10MHz)_Head_Re Cheek_CH 23790_QPSK_1-49

Communication System: LTE Band 17; Frequency: 710 MHz; Duty Cycle: 1:1
Medium parameters used: f = 710 MHz; σ = 0.884 S/m; ε_r = 41.795; ρ = 1000 kg/m^3
Phantom section: Right Section
Ambient temperature: 22.2°C; Liquid temperature: 21.8°C

DASY5 Configuration:

- Probe: EX3DV4 – SN3665; ConvF(9.77, 9.77, 9.77); Calibrated: 2019/8/30;
- Sensor-Surface: 2mm (Mechanical Surface Detection)
- Electronics: DAE4 Sn1260; Calibrated: 2019/9/11
- Phantom: SAM
- DASY52 52.8.8(1258); SEMCAD X 14.6.10(7373)

Area Scan (71x131x1): Interpolated grid: dx=15 mm, dy=15 mm
Maximum value of SAR (interpolated) = 0.0739 W/kg

Zoom Scan (5x5x7)/Cube 0: Measurement grid: dx=8mm, dy=8mm, dz=5mm
Reference Value = 3.715 V/m; Power Drift = 0.03 dB
Peak SAR (extrapolated) = 0.0840 W/kg
SAR(1 g) = 0.062 W/kg; SAR(10 g) = 0.045 W/kg
Maximum value of SAR (measured) = 0.0743 W/kg

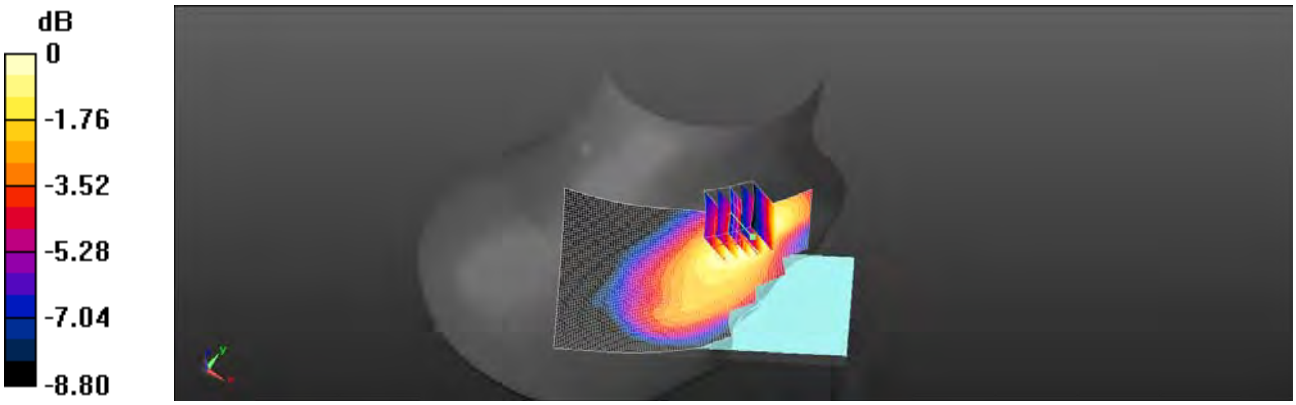

0 dB = 0.0743 W/kg = -11.29 dBW/kg

Unless otherwise stated the results shown in this test report refer only to the sample(s) tested and such sample(s) are retained for 90 days only.
除非另有說明，此報告結果僅對測試之樣品負責，同時此樣品僅保留90天。本報告未經本公司書面許可，不可部份複製。
This document is issued by the Company subject to its General Conditions of Service printed overleaf, available on request or accessible at www.sgs.com/terms_and_conditions.htm and for electronic format documents, subject to Terms and Conditions for Electronic Documents at www.sgs.com/terms_e-document.htm. Attention is drawn to the limitation of liability, indemnification and jurisdiction issues defined therein. Any holder of this document is advised that information contained hereon reflects the Company's findings at the time of its intervention only and within the limits of Client's instructions, if any. The Company's sole responsibility is to its Client and this document does not exonerate parties to a transaction from exercising all their rights and obligations under the transaction documents. This document cannot be reproduced except in full, without prior written approval of the Company. Any unauthorized alteration, forgery or falsification of the content or appearance of this document is unlawful and offenders may be prosecuted to the fullest extent of the law.

Date: 2019/11/16

LTE Band 17 (10MHz)_Hotspot_Back side_CH 23790_QPSK_1-49_10mm

Communication System: LTE Band 17; Frequency: 710 MHz; Duty Cycle: 1:1
Medium parameters used: f = 710 MHz; σ = 0.953 S/m; ε_r = 55.347; ρ = 1000 kg/m^3
Phantom section: Flat Section
Ambient temperature: 22.1°C; Liquid temperature: 21.9°C

DASY5 Configuration:

- Probe: EX3DV4 – SN3665; ConvF(10, 10, 10); Calibrated: 2019/8/30;
- Sensor-Surface: 2mm (Mechanical Surface Detection)
- Electronics: DAE4 Sn1260; Calibrated: 2019/9/11
- Phantom: SAM
- DASY52 52.8.8(1258); SEMCAD X 14.6.10(7373)

Area Scan (81x131x1): Interpolated grid: dx=15 mm, dy=15 mm
Maximum value of SAR (interpolated) = 0.400 W/kg

Zoom Scan (5x5x7)/Cube 0: Measurement grid: dx=8mm, dy=8mm, dz=5mm
Reference Value = 10.88 V/m; Power Drift = -0.02 dB
Peak SAR (extrapolated) = 0.466 W/kg
SAR(1 g) = 0.305 W/kg; SAR(10 g) = 0.197 W/kg
Maximum value of SAR (measured) = 0.395 W/kg

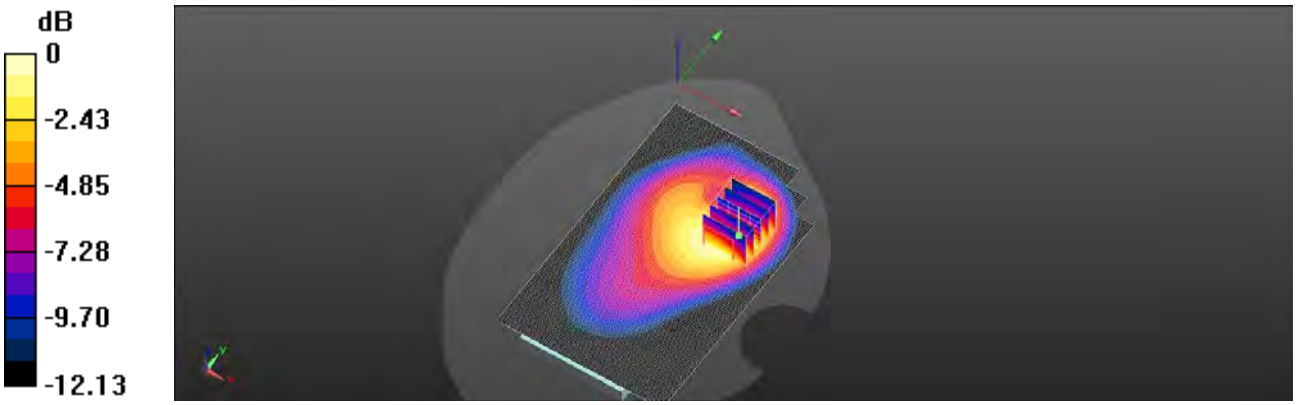

0 dB = 0.395 W/kg = -4.04 dBW/kg

Unless otherwise stated the results shown in this test report refer only to the sample(s) tested and such sample(s) are retained for 90 days only.
除非另有說明，此報告結果僅對測試之樣品負責，同時此樣品僅保留90天。本報告未經本公司書面許可，不可部份複製。
This document is issued by the Company subject to its General Conditions of Service printed overleaf, available on request or accessible at www.sgs.com/terms_and_conditions.htm and for electronic format documents, subject to Terms and Conditions for Electronic Documents at www.sgs.com/terms_e-document.htm. Attention is drawn to the limitation of liability, indemnification and jurisdiction issues defined therein. Any holder of this document is advised that information contained hereon reflects the Company's findings at the time of its intervention only and within the limits of Client's instructions, if any. The Company's sole responsibility is to its Client and this document does not exonerate parties to a transaction from exercising all their rights and obligations under the transaction documents. This document cannot be reproduced except in full, without prior written approval of the Company. Any unauthorized alteration, forgery or falsification of the content or appearance of this document is unlawful and offenders may be prosecuted to the fullest extent of the law.

Date: 2019/11/18

LTE Band 38 (20MHz)_Head_Le Cheek_CH 38000_QPSK_1-99

Communication System: LTE Band 38; Frequency: 2595 MHz; Duty Cycle: 1:1
Medium parameters used: f = 2595 MHz; σ = 1.937 S/m; ε_r = 38.59; ρ = 1000 kg/m^3
Phantom section: Left Section
Ambient temperature: 22.3°C; Liquid temperature: 21.6°C

DASY5 Configuration:

- Probe: EX3DV4 – SN3770; ConvF(7.3, 7.3, 7.3); Calibrated: 2019/4/29;
- Sensor-Surface: 2mm (Mechanical Surface Detection)
- Electronics: DAE4 Sn547; Calibrated: 2019/3/22
- Phantom: SAM
- DASY52 52.8.8(1258); SEMCAD X 14.6.10(7373)

Area Scan (91x151x1): Interpolated grid: dx=12 mm, dy=12 mm
Maximum value of SAR (interpolated) = 0.110 W/kg

Zoom Scan (7x7x7)/Cube 0: Measurement grid: dx=5mm, dy=5mm, dz=5mm
Reference Value = 1.797 V/m; Power Drift = 0.03 dB
Peak SAR (extrapolated) = 0.130 W/kg
SAR(1 g) = 0.070 W/kg; SAR(10 g) = 0.037 W/kg
Maximum value of SAR (measured) = 0.100 W/kg

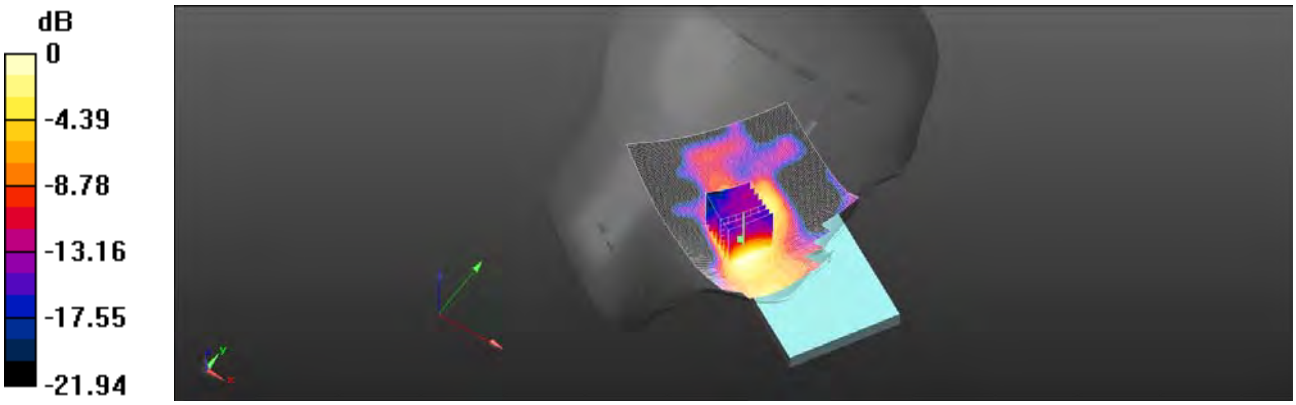

0 dB = 0.100 W/kg = -9.99 dBW/kg

Unless otherwise stated the results shown in this test report refer only to the sample(s) tested and such sample(s) are retained for 90 days only.
除非另有說明，此報告結果僅對測試之樣品負責，同時此樣品僅保留90天。本報告未經本公司書面許可，不可部份複製。
This document is issued by the Company subject to its General Conditions of Service printed overleaf, available on request or accessible at www.sgs.com/terms_and_conditions.htm and for electronic format documents, subject to Terms and Conditions for Electronic Documents at www.sgs.com/terms_e-document.htm. Attention is drawn to the limitation of liability, indemnification and jurisdiction issues defined therein. Any holder of this document is advised that information contained hereon reflects the Company's findings at the time of its intervention only and within the limits of Client's instructions, if any. The Company's sole responsibility is to its Client and this document does not exonerate parties to a transaction from exercising all their rights and obligations under the transaction documents. This document cannot be reproduced except in full, without prior written approval of the Company. Any unauthorized alteration, forgery or falsification of the content or appearance of this document is unlawful and offenders may be prosecuted to the fullest extent of the law.

Date: 2019/11/21

LTE Band 38 (20MHz)_Hotspot_Back side_CH 38800_QPSK_1-99_10mm

Communication System: LTE Band 38; Frequency: 2595 MHz; Duty Cycle: 1:1
Medium parameters used: f = 2595 MHz; σ = 2.134 S/m; ε_r = 51.99; ρ = 1000 kg/m^3
Phantom section: Flat Section
Ambient temperature: 22.1°C; Liquid temperature: 21.9°C

DASY5 Configuration:

- Probe: EX3DV4 – SN3665; ConvF(7.3, 7.3, 7.3); Calibrated: 2019/8/30;
- Sensor-Surface: 2mm (Mechanical Surface Detection)
- Electronics: DAE4 Sn1260; Calibrated: 2019/9/11
- Phantom: SAM
- DASY52 52.8.8(1258); SEMCAD X 14.6.10(7373)

Area Scan (91x151x1): Interpolated grid: dx=12 mm, dy=12 mm
Maximum value of SAR (interpolated) = 0.332 W/kg

Zoom Scan (7x7x7)/Cube 0: Measurement grid: dx=5mm, dy=5mm, dz=5mm
Reference Value = 2.000 V/m; Power Drift = -0.02 dB
Peak SAR (extrapolated) = 0.455 W/kg
SAR(1 g) = 0.228 W/kg; SAR(10 g) = 0.108 W/kg
Maximum value of SAR (measured) = 0.337 W/kg

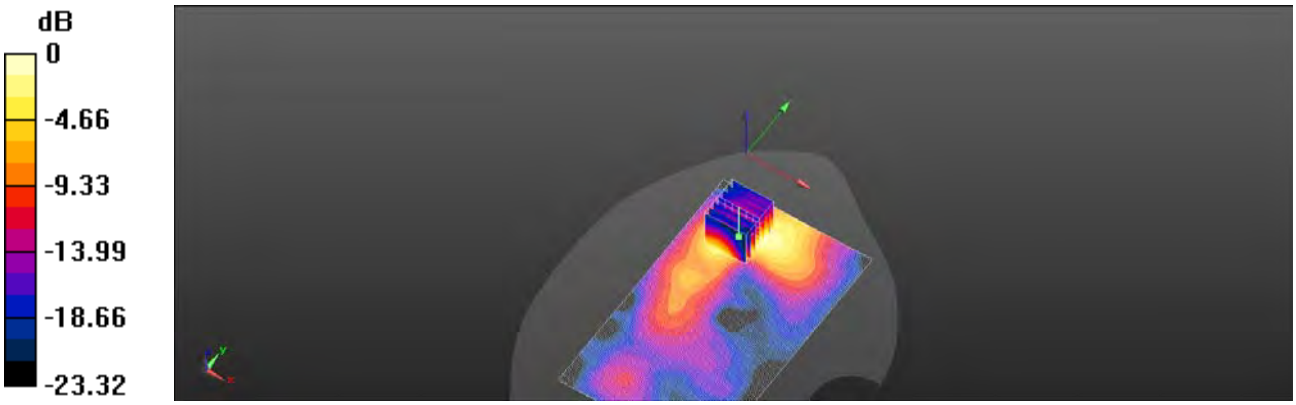

0 dB = 0.337 W/kg = -4.73 dBW/kg

Unless otherwise stated the results shown in this test report refer only to the sample(s) tested and such sample(s) are retained for 90 days only.
除非另有說明，此報告結果僅對測試之樣品負責，同時此樣品僅保留90天。本報告未經本公司書面許可，不可部份複製。
This document is issued by the Company subject to its General Conditions of Service printed overleaf, available on request or accessible at www.sgs.com/terms_and_conditions.htm and for electronic format documents, subject to Terms and Conditions for Electronic Documents at www.sgs.com/terms_e-document.htm. Attention is drawn to the limitation of liability, indemnification and jurisdiction issues defined therein. Any holder of this document is advised that information contained hereon reflects the Company's findings at the time of its intervention only and within the limits of Client's instructions, if any. The Company's sole responsibility is to its Client and this document does not exonerate parties to a transaction from exercising all their rights and obligations under the transaction documents. This document cannot be reproduced except in full, without prior written approval of the Company. Any unauthorized alteration, forgery or falsification of the content or appearance of this document is unlawful and offenders may be prosecuted to the fullest extent of the law.

Date: 2019/11/18

WLAN 802.11b_Head_Le Cheek_CH 1_ANT 0

Communication System: WLAN 2.45G; Frequency: 2412 MHz; Duty Cycle: 1:1
Medium parameters used: f = 2412 MHz; σ = 1.748 S/m; ε_r = 38.883; ρ = 1000 kg/m^3
Phantom section: Left Section
Ambient temperature: 22.1°C; Liquid temperature: 21.8°C

DASY5 Configuration:

- Probe: EX3DV4 – SN3770; ConvF(7.48, 7.48, 7.48); Calibrated: 2019/4/29;
- Sensor-Surface: 2mm (Mechanical Surface Detection)
- Electronics: DAE4 Sn547; Calibrated: 2019/3/22
- Phantom: SAM
- DASY52 52.8.8(1258); SEMCAD X 14.6.10(7373)

Area Scan (91x151x1): Interpolated grid: dx=12 mm, dy=12 mm
Maximum value of SAR (interpolated) = 0.263 W/kg

Zoom Scan (7x7x7)/Cube 0: Measurement grid: dx=5mm, dy=5mm, dz=5mm
Reference Value = 5.228 V/m; Power Drift = -0.02 dB
Peak SAR (extrapolated) = 0.236 W/kg
SAR(1 g) = 0.174 W/kg; SAR(10 g) = 0.105 W/kg
Maximum value of SAR (measured) = 0.216 W/kg



0 dB = 0.216 W/kg = -6.65 dBW/kg

Unless otherwise stated the results shown in this test report refer only to the sample(s) tested and such sample(s) are retained for 90 days only.
除非另有說明，此報告結果僅對測試之樣品負責，同時此樣品僅保留90天。本報告未經本公司書面許可，不可部份複製。
This document is issued by the Company subject to its General Conditions of Service printed overleaf, available on request or accessible at www.sgs.com/terms_and_conditions.htm and for electronic format documents, subject to Terms and Conditions for Electronic Documents at www.sgs.com/terms_e-document.htm. Attention is drawn to the limitation of liability, indemnification and jurisdiction issues defined therein. Any holder of this document is advised that information contained hereon reflects the Company's findings at the time of its intervention only and within the limits of Client's instructions, if any. The Company's sole responsibility is to its Client and this document does not exonerate parties to a transaction from exercising all their rights and obligations under the transaction documents. This document cannot be reproduced except in full, without prior written approval of the Company. Any unauthorized alteration, forgery or falsification of the content or appearance of this document is unlawful and offenders may be prosecuted to the fullest extent of the law.

Date: 2019/11/20

WLAN 802.11b_Hotspot_Front side_CH 1_10mm_ANT 0

Communication System: WLAN 2.45G; Frequency: 2412 MHz; Duty Cycle: 1:1
Medium parameters used: f = 2412 MHz; σ = 1.895 S/m; ε_r = 52.223; ρ = 1000 kg/m^3
Phantom section: Flat Section
Ambient temperature: 22.0°C; Liquid temperature: 21.8°C

DASY5 Configuration:

- Probe: EX3DV4 – SN3665; ConvF(7.32, 7.32, 7.32); Calibrated: 2019/8/30;
- Sensor-Surface: 2mm (Mechanical Surface Detection)
- Electronics: DAE4 Sn1260; Calibrated: 2019/9/11
- Phantom: SAM
- DASY52 52.8.8(1258); SEMCAD X 14.6.10(7373)

Area Scan (91x151x1): Interpolated grid: dx=12 mm, dy=12 mm
Maximum value of SAR (interpolated) = 0.0786 W/kg

Zoom Scan (7x7x7)/Cube 0: Measurement grid: dx=5mm, dy=5mm, dz=5mm
Reference Value = 2.136 V/m; Power Drift = 0.03 dB
Peak SAR (extrapolated) = 0.105 W/kg
SAR(1 g) = 0.053 W/kg; SAR(10 g) = 0.028 W/kg
Maximum value of SAR (measured) = 0.0768 W/kg

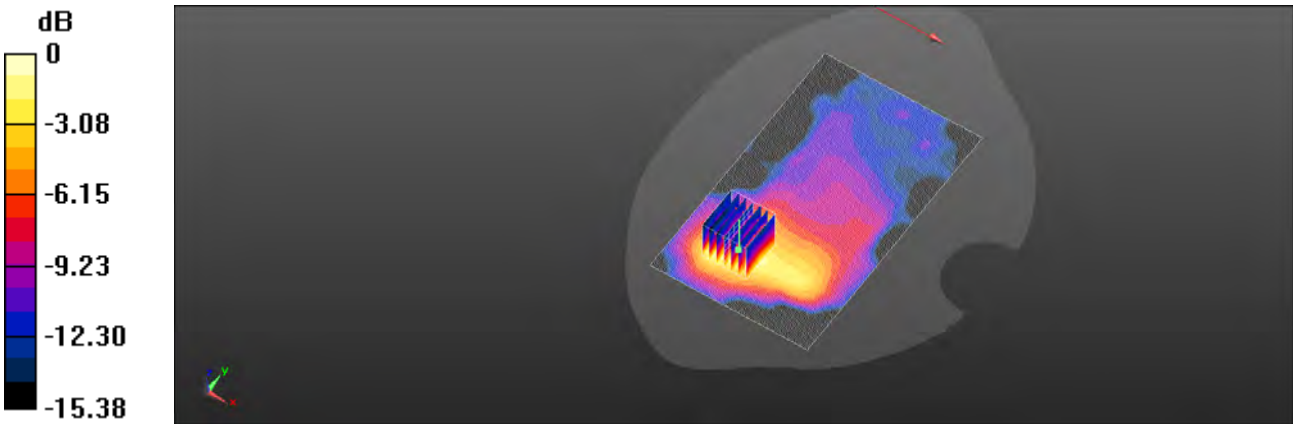

0 dB = 0.0768 W/kg = -11.15 dBW/kg

Unless otherwise stated the results shown in this test report refer only to the sample(s) tested and such sample(s) are retained for 90 days only.
除非另有說明，此報告結果僅對測試之樣品負責，同時此樣品僅保留90天。本報告未經本公司書面許可，不可部份複製。
This document is issued by the Company subject to its General Conditions of Service printed overleaf, available on request or accessible at www.sgs.com/terms_and_conditions.htm and for electronic format documents, subject to Terms and Conditions for Electronic Documents at www.sgs.com/terms_e-document.htm. Attention is drawn to the limitation of liability, indemnification and jurisdiction issues defined therein. Any holder of this document is advised that information contained hereon reflects the Company's findings at the time of its intervention only and within the limits of Client's instructions, if any. The Company's sole responsibility is to its Client and this document does not exonerate parties to a transaction from exercising all their rights and obligations under the transaction documents. This document cannot be reproduced except in full, without prior written approval of the Company. Any unauthorized alteration, forgery or falsification of the content or appearance of this document is unlawful and offenders may be prosecuted to the fullest extent of the law.

Date: 2019/11/18

Bluetooth(GFSK)_Head_Le Cheek_CH 39_ANT 0

Communication System: Bluetooth; Frequency: 2441 MHz; Duty Cycle: 1:1
Medium parameters used: f = 2441 MHz; σ = 1.774 S/m; ε_r = 38.82; ρ = 1000 kg/m^3
Phantom section: Left Section
Ambient temperature: 22.1°C; Liquid temperature: 21.8°C

DASY5 Configuration:

- Probe: EX3DV4 – SN3770; ConvF(7.48, 7.48, 7.48); Calibrated: 2019/4/29;
- Sensor-Surface: 2mm (Mechanical Surface Detection)
- Electronics: DAE4 Sn547; Calibrated: 2019/3/22
- Phantom: SAM
- DASY52 52.8.8(1258); SEMCAD X 14.6.10(7373)

Area Scan (91x151x1): Interpolated grid: dx=12 mm, dy=12 mm
Maximum value of SAR (interpolated) = 0.259 W/kg

Zoom Scan (7x7x7)/Cube 0: Measurement grid: dx=5mm, dy=5mm, dz=5mm
Reference Value = 5.255 V/m; Power Drift = -0.01 dB
Peak SAR (extrapolated) = 0.237 W/kg
SAR(1 g) = 0.171 W/kg; SAR(10 g) = 0.102 W/kg
Maximum value of SAR (measured) = 0.216 W/kg



0 dB = 0.216 W/kg = -6.65 dBW/kg

Unless otherwise stated the results shown in this test report refer only to the sample(s) tested and such sample(s) are retained for 90 days only.
除非另有說明，此報告結果僅對測試之樣品負責，同時此樣品僅保留90天。本報告未經本公司書面許可，不可部份複製。
This document is issued by the Company subject to its General Conditions of Service printed overleaf, available on request or accessible at www.sgs.com/terms_and_conditions.htm and for electronic format documents, subject to Terms and Conditions for Electronic Documents at www.sgs.com/terms_e-document.htm. Attention is drawn to the limitation of liability, indemnification and jurisdiction issues defined therein. Any holder of this document is advised that information contained hereon reflects the Company's findings at the time of its intervention only and within the limits of Client's instructions, if any. The Company's sole responsibility is to its Client and this document does not exonerate parties to a transaction from exercising all their rights and obligations under the transaction documents. This document cannot be reproduced except in full, without prior written approval of the Company. Any unauthorized alteration, forgery or falsification of the content or appearance of this document is unlawful and offenders may be prosecuted to the fullest extent of the law.

Date: 2019/11/20

Bluetooth(GFSK)_Body-worn_Front side_CH 39_10mm_ANT 0

Communication System: Bluetooth; Frequency: 2441 MHz; Duty Cycle: 1:1
Medium parameters used: f = 2441 MHz; σ = 1.923 S/m; ε_r = 52.164; ρ = 1000 kg/m^3
Phantom section: Flat Section
Ambient temperature: 22.0°C; Liquid temperature: 21.8°C

DASY5 Configuration:

- Probe: EX3DV4 – SN3665; ConvF(7.32, 7.32, 7.32); Calibrated: 2019/8/30;
- Sensor-Surface: 2mm (Mechanical Surface Detection)
- Electronics: DAE4 Sn1260; Calibrated: 2019/9/11
- Phantom: SAM
- DASY52 52.8.8(1258); SEMCAD X 14.6.10(7373)

Area Scan (91x151x1): Interpolated grid: dx=12 mm, dy=12 mm
Maximum value of SAR (interpolated) = 0.0505 W/kg

Zoom Scan (7x7x7)/Cube 0: Measurement grid: dx=5mm, dy=5mm, dz=5mm
Reference Value = 1.793 V/m; Power Drift = -0.02 dB
Peak SAR (extrapolated) = 0.0670 W/kg
SAR(1 g) = 0.038 W/kg; SAR(10 g) = 0.018 W/kg
Maximum value of SAR (measured) = 0.0493 W/kg

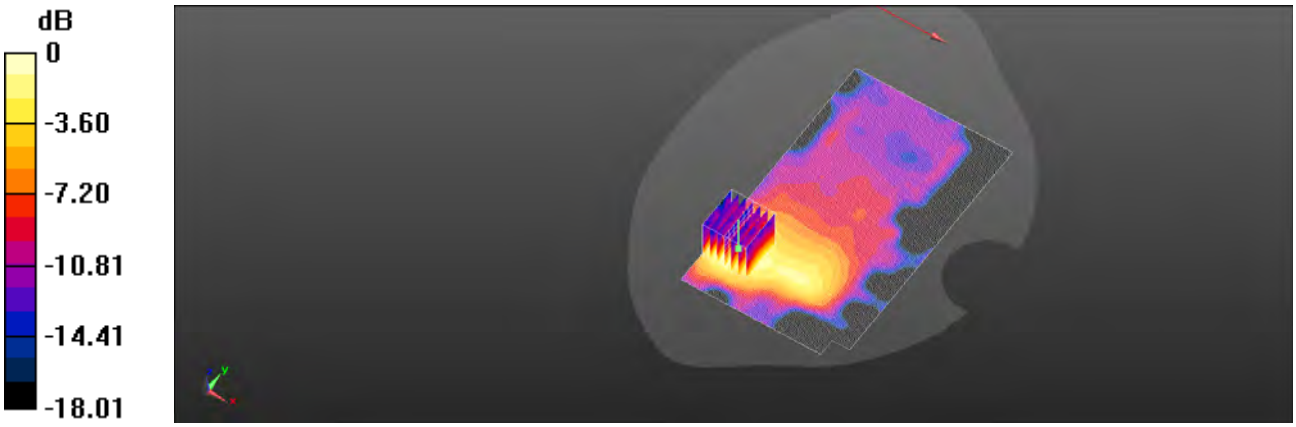

0 dB = 0.0493 W/kg = -13.07 dBW/kg

Unless otherwise stated the results shown in this test report refer only to the sample(s) tested and such sample(s) are retained for 90 days only.
除非另有說明，此報告結果僅對測試之樣品負責，同時此樣品僅保留90天。本報告未經本公司書面許可，不可部份複製。
This document is issued by the Company subject to its General Conditions of Service printed overleaf, available on request or accessible at www.sgs.com/terms_and_conditions.htm and for electronic format documents, subject to Terms and Conditions for Electronic Documents at www.sgs.com/terms_e-document.htm. Attention is drawn to the limitation of liability, indemnification and jurisdiction issues defined therein. Any holder of this document is advised that information contained hereon reflects the Company's findings at the time of its intervention only and within the limits of Client's instructions, if any. The Company's sole responsibility is to its Client and this document does not exonerate parties to a transaction from exercising all their rights and obligations under the transaction documents. This document cannot be reproduced except in full, without prior written approval of the Company. Any unauthorized alteration, forgery or falsification of the content or appearance of this document is unlawful and offenders may be prosecuted to the fullest extent of the law.

Date: 2019/11/20

Bluetooth(GFSK)_product specific 10g-SAR_Front side_CH 39_0mm_ANT 0

Communication System: Bluetooth; Frequency: 2441 MHz; Duty Cycle: 1:1
Medium parameters used: f = 2441 MHz; σ = 1.923 S/m; ε_r = 52.164; ρ = 1000 kg/m^3
Phantom section: Flat Section
Ambient temperature: 22.0°C; Liquid temperature: 21.8°C

DASY5 Configuration:

- Probe: EX3DV4 – SN3665; ConvF(7.32, 7.32, 7.32); Calibrated: 2019/8/30;
- Sensor-Surface: 2mm (Mechanical Surface Detection)
- Electronics: DAE4 Sn1260; Calibrated: 2019/9/11
- Phantom: SAM
- DASY52 52.8.8(1258); SEMCAD X 14.6.10(7373)

Area Scan (91x151x1): Interpolated grid: dx=12 mm, dy=12 mm
Maximum value of SAR (interpolated) = 0.473 W/kg

Zoom Scan (7x7x7)/Cube 0: Measurement grid: dx=5mm, dy=5mm, dz=5mm
Reference Value = 1.741 V/m; Power Drift = -0.01 dB
Peak SAR (extrapolated) = 0.605 W/kg
SAR(1 g) = 0.284 W/kg; SAR(10 g) = 0.124 W/kg
Maximum value of SAR (measured) = 0.450 W/kg

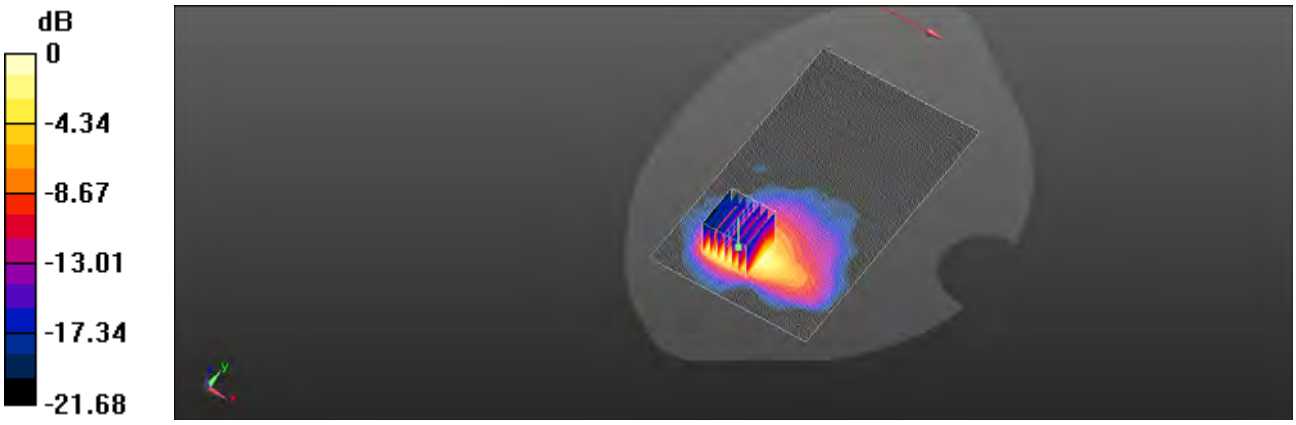

0 dB = 0.450 W/kg = -3.46 dBW/kg

Unless otherwise stated the results shown in this test report refer only to the sample(s) tested and such sample(s) are retained for 90 days only.
除非另有說明，此報告結果僅對測試之樣品負責，同時此樣品僅保留90天。本報告未經本公司書面許可，不可部份複製。
This document is issued by the Company subject to its General Conditions of Service printed overleaf, available on request or accessible at www.sgs.com/terms_and_conditions.htm and for electronic format documents, subject to Terms and Conditions for Electronic Documents at www.sgs.com/terms_e-document.htm. Attention is drawn to the limitation of liability, indemnification and jurisdiction issues defined therein. Any holder of this document is advised that information contained hereon reflects the Company's findings at the time of its intervention only and within the limits of Client's instructions, if any. The Company's sole responsibility is to its Client and this document does not exonerate parties to a transaction from exercising all their rights and obligations under the transaction documents. This document cannot be reproduced except in full, without prior written approval of the Company. Any unauthorized alteration, forgery or falsification of the content or appearance of this document is unlawful and offenders may be prosecuted to the fullest extent of the law.

Date: 2019/11/19

WLAN 802.11n(40M) 5.2G_Head_Le Cheek_CH 46_ANT 0

Communication System: WLAN 5G; Frequency: 5230 MHz; Duty Cycle: 1:1
Medium parameters used: f = 5230 MHz; σ = 4.664 S/m; ε_r = 35.56; ρ = 1000 kg/m^3
Phantom section: Left Section
Ambient temperature: 22.2°C; Liquid temperature: 21.5°C

DASY5 Configuration:

- Probe: EX3DV4 – SN3770; ConvF(5.3, 5.3, 5.3); Calibrated: 2019/4/29;
- Sensor-Surface: 2mm (Mechanical Surface Detection)
- Electronics: DAE4 Sn547; Calibrated: 2019/3/22
- Phantom: SAM
- DASY52 52.8.8(1258); SEMCAD X 14.6.10(7373)

Area Scan (101x181x1): Interpolated grid: dx=10 mm, dy=10 mm
Maximum value of SAR (interpolated) = 0.696 W/kg

Zoom Scan (7x7x12)/Cube 0: Measurement grid: dx=4mm, dy=4mm, dz=2mm
Reference Value = 4.695 V/m; Power Drift = -0.02 dB
Peak SAR (extrapolated) = 0.706 W/kg
SAR(1 g) = 0.338 W/kg; SAR(10 g) = 0.151 W/kg
Maximum value of SAR (measured) = 0.571 W/kg

Zoom Scan (7x7x12)/Cube 1: Measurement grid: dx=4mm, dy=4mm, dz=2mm
Reference Value = 4.695 V/m; Power Drift = -0.02 dB
Peak SAR (extrapolated) = 0.716 W/kg
SAR(1 g) = 0.296 W/kg; SAR(10 g) = 0.115 W/kg
Maximum value of SAR (measured) = 0.631 W/kg



0 dB = 0.571 W/kg = -2.44 dBW/kg

Unless otherwise stated the results shown in this test report refer only to the sample(s) tested and such sample(s) are retained for 90 days only.
除非另有說明，此報告結果僅對測試之樣品負責，同時此樣品僅保留90天。本報告未經本公司書面許可，不可部份複製。
This document is issued by the Company subject to its General Conditions of Service printed overleaf, available on request or accessible at www.sgs.com/terms_and_conditions.htm and for electronic format documents, subject to Terms and Conditions for Electronic Documents at www.sgs.com/terms_e-document.htm. Attention is drawn to the limitation of liability, indemnification and jurisdiction issues defined therein. Any holder of this document is advised that information contained hereon reflects the Company's findings at the time of its intervention only and within the limits of Client's instructions, if any. The Company's sole responsibility is to its Client and this document does not exonerate parties to a transaction from exercising all their rights and obligations under the transaction documents. This document cannot be reproduced except in full, without prior written approval of the Company. Any unauthorized alteration, forgery or falsification of the content or appearance of this document is unlawful and offenders may be prosecuted to the fullest extent of the law.

Date: 2019/11/20

WLAN 802.11n(40M) 5.2G_Hotspot_Front side_Ch 46_10mm_ANT 0

Communication System: WLAN 5G; Frequency: 5230 MHz; Duty Cycle: 1:1
Medium parameters used: f = 5230 MHz; σ = 5.306 S/m; ε_r = 48.861; ρ = 1000 kg/m^3
Phantom section: Flat Section
Ambient temperature: 22.0°C; Liquid temperature: 21.8°C

DASY5 Configuration:

- Probe: EX3DV4 – SN3770; ConvF(4.61, 4.61, 4.61); Calibrated: 2019/4/29;
- Sensor-Surface: 2mm (Mechanical Surface Detection)
- Electronics: DAE4 Sn547; Calibrated: 2019/3/22
- Phantom: SAM
- DASY52 52.8.8(1258); SEMCAD X 14.6.10(7373)

Area Scan (101x181x1): Interpolated grid: dx=10 mm, dy=10 mm
Maximum value of SAR (interpolated) = 0.0802 W/kg

Zoom Scan (7x7x12)/Cube 0: Measurement grid: dx=4mm, dy=4mm, dz=2mm
Reference Value = 1.193 V/m; Power Drift = -0.03 dB
Peak SAR (extrapolated) = 0.151 W/kg
SAR(1 g) = 0.061 W/kg; SAR(10 g) = 0.02 W/kg
Maximum value of SAR (measured) = 0.0777 W/kg

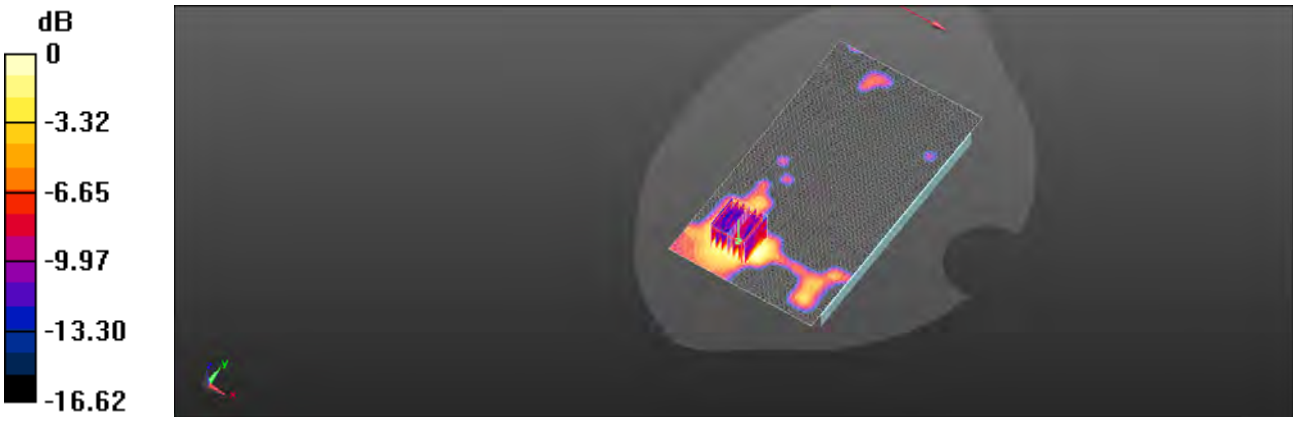

0 dB = 0.0777 W/kg = -11.10 dBW/kg

Unless otherwise stated the results shown in this test report refer only to the sample(s) tested and such sample(s) are retained for 90 days only.
除非另有說明，此報告結果僅對測試之樣品負責，同時此樣品僅保留90天。本報告未經本公司書面許可，不可部份複製。
This document is issued by the Company subject to its General Conditions of Service printed overleaf, available on request or accessible at www.sgs.com/terms_and_conditions.htm and for electronic format documents, subject to Terms and Conditions for Electronic Documents at www.sgs.com/terms_e-document.htm. Attention is drawn to the limitation of liability, indemnification and jurisdiction issues defined therein. Any holder of this document is advised that information contained hereon reflects the Company's findings at the time of its intervention only and within the limits of Client's instructions, if any. The Company's sole responsibility is to its Client and this document does not exonerate parties to a transaction from exercising all their rights and obligations under the transaction documents. This document cannot be reproduced except in full, without prior written approval of the Company. Any unauthorized alteration, forgery or falsification of the content or appearance of this document is unlawful and offenders may be prosecuted to the fullest extent of the law.

Date: 2019/11/19

WLAN 802.11n(40M) 5.3G_Head_Le Cheek_CH 54_ANT 0

Communication System: WLAN 5G; Frequency: 5270 MHz; Duty Cycle: 1:1
Medium parameters used: f = 5270 MHz; σ = 4.701 S/m; ε_r = 35.5; ρ = 1000 kg/m^3
Phantom section: Left Section
Ambient temperature: 22.4°C; Liquid temperature: 21.8°C

DASY5 Configuration:

- Probe: EX3DV4 – SN3770; ConvF(5.3, 5.3, 5.3); Calibrated: 2019/4/29;
- Sensor-Surface: 2mm (Mechanical Surface Detection)
- Electronics: DAE4 Sn547; Calibrated: 2019/3/22
- Phantom: SAM
- DASY52 52.8.8(1258); SEMCAD X 14.6.10(7373)

Area Scan (101x181x1): Interpolated grid: dx=10 mm, dy=10 mm
Maximum value of SAR (interpolated) = 0.782 W/kg

Zoom Scan (7x7x12)/Cube 0: Measurement grid: dx=4mm, dy=4mm, dz=2mm
Reference Value = 4.014 V/m; Power Drift = -0.06 dB
Peak SAR (extrapolated) = 0.701 W/kg
SAR(1 g) = 0.330 W/kg; SAR(10 g) = 0.135 W/kg
Maximum value of SAR (measured) = 0.613 W/kg



0 dB = 0.613 W/kg = -2.12 dBW/kg

Unless otherwise stated the results shown in this test report refer only to the sample(s) tested and such sample(s) are retained for 90 days only.
除非另有說明，此報告結果僅對測試之樣品負責，同時此樣品僅保留90天。本報告未經本公司書面許可，不可部份複製。
This document is issued by the Company subject to its General Conditions of Service printed overleaf, available on request or accessible at www.sgs.com/terms_and_conditions.htm and for electronic format documents, subject to Terms and Conditions for Electronic Documents at www.sgs.com/terms_e-document.htm. Attention is drawn to the limitation of liability, indemnification and jurisdiction issues defined therein. Any holder of this document is advised that information contained hereon reflects the Company's findings at the time of its intervention only and within the limits of Client's instructions, if any. The Company's sole responsibility is to its Client and this document does not exonerate parties to a transaction from exercising all their rights and obligations under the transaction documents. This document cannot be reproduced except in full, without prior written approval of the Company. Any unauthorized alteration, forgery or falsification of the content or appearance of this document is unlawful and offenders may be prosecuted to the fullest extent of the law.

Date: 2019/11/20

WLAN 802.11n(40M) 5.3G_Body-worn_Front side_CH 54_10mm_ANT 0

Communication System: WLAN 5G; Frequency: 5270 MHz; Duty Cycle: 1:1
Medium parameters used: f = 5270 MHz; σ = 5.351 S/m; ε_r = 48.812; ρ = 1000 kg/m^3
Phantom section: Flat Section
Ambient temperature: 22.3°C; Liquid temperature: 21.6°C

DASY5 Configuration:

- Probe: EX3DV4 – SN3770; ConvF(4.61, 4.61, 4.61); Calibrated: 2019/4/29;
- Sensor-Surface: 2mm (Mechanical Surface Detection)
- Electronics: DAE4 Sn547; Calibrated: 2019/3/22
- Phantom: SAM
- DASY52 52.8.8(1258); SEMCAD X 14.6.10(7373)

Area Scan (101x181x1): Interpolated grid: dx=10 mm, dy=10 mm
Maximum value of SAR (interpolated) = 0.0794 W/kg

Zoom Scan (7x7x12)/Cube 0: Measurement grid: dx=4mm, dy=4mm, dz=2mm
Reference Value = 1.322 V/m; Power Drift = 0.02 dB
Peak SAR (extrapolated) = 0.167 W/kg
SAR(1 g) = 0.065 W/kg; SAR(10 g) = 0.022 W/kg
Maximum value of SAR (measured) = 0.0725 W/kg

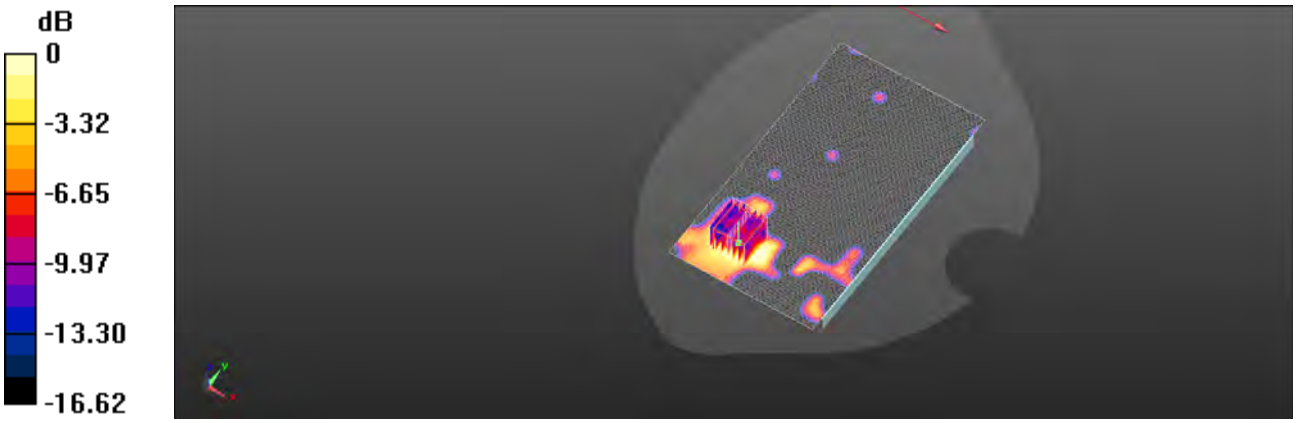

0 dB = 0.0725 W/kg = -11.40 dBW/kg

Unless otherwise stated the results shown in this test report refer only to the sample(s) tested and such sample(s) are retained for 90 days only.
除非另有說明，此報告結果僅對測試之樣品負責，同時此樣品僅保留90天。本報告未經本公司書面許可，不可部份複製。
This document is issued by the Company subject to its General Conditions of Service printed overleaf, available on request or accessible at www.sgs.com/terms_and_conditions.htm and for electronic format documents, subject to Terms and Conditions for Electronic Documents at www.sgs.com/terms_e-document.htm. Attention is drawn to the limitation of liability, indemnification and jurisdiction issues defined therein. Any holder of this document is advised that information contained hereon reflects the Company's findings at the time of its intervention only and within the limits of Client's instructions, if any. The Company's sole responsibility is to its Client and this document does not exonerate parties to a transaction from exercising all their rights and obligations under the transaction documents. This document cannot be reproduced except in full, without prior written approval of the Company. Any unauthorized alteration, forgery or falsification of the content or appearance of this document is unlawful and offenders may be prosecuted to the fullest extent of the law.

Date: 2019/11/20

WLAN 802.11n(40M) 5.3G_product specific 10g-SAR_Front side_CH 54_0mm_ANT 0

Communication System: WLAN 5G; Frequency: 5270 MHz; Duty Cycle: 1:1
Medium parameters used: f = 5270 MHz; σ = 5.351 S/m; ε_r = 48.812; ρ = 1000 kg/m^3
Phantom section: Flat Section
Ambient temperature: 22.3°C; Liquid temperature: 21.6°C

DASY5 Configuration:

- Probe: EX3DV4 – SN3770; ConvF(4.61, 4.61, 4.61); Calibrated: 2019/4/29;
- Sensor-Surface: 2mm (Mechanical Surface Detection)
- Electronics: DAE4 Sn547; Calibrated: 2019/3/22
- Phantom: SAM
- DASY52 52.8.8(1258); SEMCAD X 14.6.10(7373)

Area Scan (101x181x1): Interpolated grid: dx=10 mm, dy=10 mm
Maximum value of SAR (interpolated) = 1.02 W/kg

Zoom Scan (7x7x12)/Cube 0: Measurement grid: dx=4mm, dy=4mm, dz=2mm
Reference Value = 0.8680 V/m; Power Drift = 0.03 dB
Peak SAR (extrapolated) = 2.11 W/kg
SAR(1 g) = 0.525 W/kg; SAR(10 g) = 0.155 W/kg
Maximum value of SAR (measured) = 1.16 W/kg

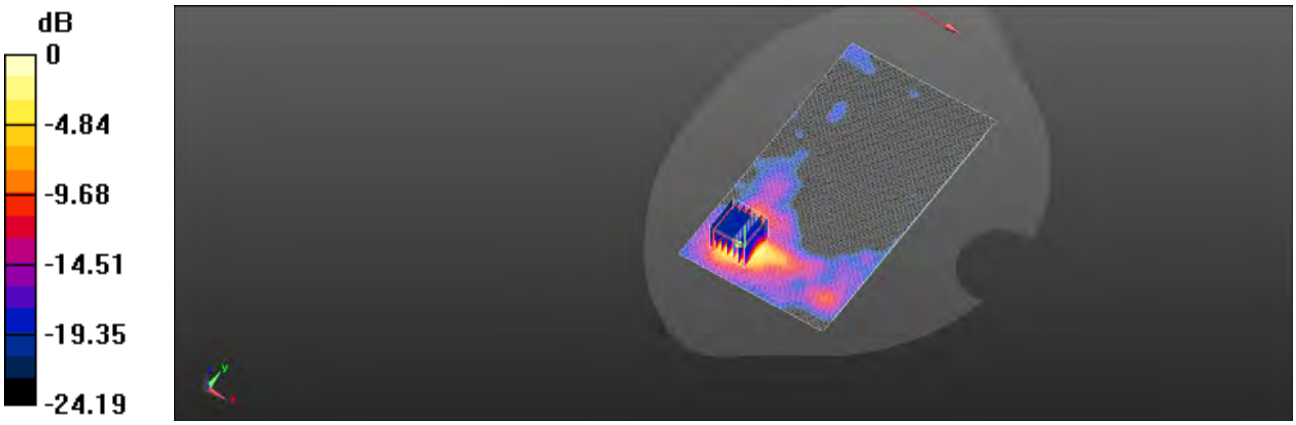

0 dB = 1.16 W/kg = 0.64 dBW/kg

Unless otherwise stated the results shown in this test report refer only to the sample(s) tested and such sample(s) are retained for 90 days only.
除非另有說明，此報告結果僅對測試之樣品負責，同時此樣品僅保留90天。本報告未經本公司書面許可，不可部份複製。
This document is issued by the Company subject to its General Conditions of Service printed overleaf, available on request or accessible at www.sgs.com/terms_and_conditions.htm and for electronic format documents, subject to Terms and Conditions for Electronic Documents at www.sgs.com/terms_e-document.htm. Attention is drawn to the limitation of liability, indemnification and jurisdiction issues defined therein. Any holder of this document is advised that information contained hereon reflects the Company's findings at the time of its intervention only and within the limits of Client's instructions, if any. The Company's sole responsibility is to its Client and this document does not exonerate parties to a transaction from exercising all their rights and obligations under the transaction documents. This document cannot be reproduced except in full, without prior written approval of the Company. Any unauthorized alteration, forgery or falsification of the content or appearance of this document is unlawful and offenders may be prosecuted to the fullest extent of the law.

Date: 2019/11/19

WLAN 802.11ac(80M) 5.6G_Head_Le Cheek_CH 122_ANT 0

Communication System: WLAN 5G; Frequency: 5610 MHz; Duty Cycle: 1:1
Medium parameters used: f = 5610 MHz; σ = 5.049 S/m; ε_r = 35.119; ρ = 1000 kg/m^3
Phantom section: Left Section
Ambient temperature: 22.1°C; Liquid temperature: 21.8°C

DASY5 Configuration:

- Probe: EX3DV4 – SN3770; ConvF(4.82, 4.82, 4.82); Calibrated: 2019/4/29;
- Sensor-Surface: 2mm (Mechanical Surface Detection)
- Electronics: DAE4 Sn547; Calibrated: 2019/3/22
- Phantom: SAM
- DASY52 52.8.8(1258); SEMCAD X 14.6.10(7373)

Area Scan (101x181x1): Interpolated grid: dx=10 mm, dy=10 mm
Maximum value of SAR (interpolated) = 1.13 W/kg

Zoom Scan (7x7x12)/Cube 0: Measurement grid: dx=4mm, dy=4mm, dz=2mm
Reference Value = 3.908 V/m; Power Drift = -0.06 dB
Peak SAR (extrapolated) = 0.687 W/kg
SAR(1 g) = 0.280 W/kg; SAR(10 g) = 0.104 W/kg
Maximum value of SAR (measured) = 0.570 W/kg



0 dB = 0.570 W/kg = -2.44 dBW/kg

Unless otherwise stated the results shown in this test report refer only to the sample(s) tested and such sample(s) are retained for 90 days only.
除非另有說明，此報告結果僅對測試之樣品負責，同時此樣品僅保留90天。本報告未經本公司書面許可，不可部份複製。
This document is issued by the Company subject to its General Conditions of Service printed overleaf, available on request or accessible at www.sgs.com/terms_and_conditions.htm and for electronic format documents, subject to Terms and Conditions for Electronic Documents at www.sgs.com/terms_e-document.htm. Attention is drawn to the limitation of liability, indemnification and jurisdiction issues defined therein. Any holder of this document is advised that information contained hereon reflects the Company's findings at the time of its intervention only and within the limits of Client's instructions, if any. The Company's sole responsibility is to its Client and this document does not exonerate parties to a transaction from exercising all their rights and obligations under the transaction documents. This document cannot be reproduced except in full, without prior written approval of the Company. Any unauthorized alteration, forgery or falsification of the content or appearance of this document is unlawful and offenders may be prosecuted to the fullest extent of the law.

Date: 2019/11/21

WLAN 802.11ac(80M) 5.6G_Body-worn_Front side_CH 122_10mm_ANT 0

Communication System: WLAN 5G; Frequency: 5610 MHz; Duty Cycle: 1:1
Medium parameters used: f = 5610 MHz; σ = 5.75 S/m; ε_r = 48.337; ρ = 1000 kg/m^3
Phantom section: Flat Section
Ambient temperature: 22.5°C; Liquid temperature: 21.5°C

DASY5 Configuration:

- Probe: EX3DV4 – SN3770; ConvF(4.05, 4.05, 4.05); Calibrated: 2019/4/29;
- Sensor-Surface: 2mm (Mechanical Surface Detection)
- Electronics: DAE4 Sn547; Calibrated: 2019/3/22
- Phantom: SAM
- DASY52 52.8.8(1258); SEMCAD X 14.6.10(7373)

Area Scan (101x181x1): Interpolated grid: dx=10 mm, dy=10 mm
Maximum value of SAR (interpolated) = 0.0930 W/kg

Zoom Scan (7x7x12)/Cube 0: Measurement grid: dx=4mm, dy=4mm, dz=2mm
Reference Value = 2.672 V/m; Power Drift = -0.06 dB
Peak SAR (extrapolated) = 0.149 W/kg
SAR(1 g) = 0.031 W/kg; SAR(10 g) = 0.012 W/kg
Maximum value of SAR (measured) = 0.0657 W/kg

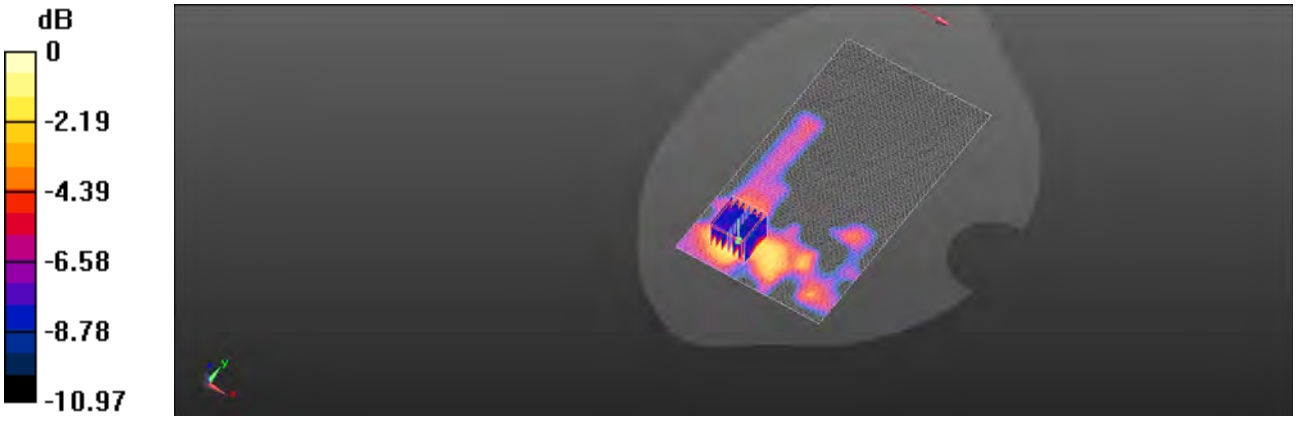

0 dB = 0.0657 W/kg = -11.82 dBW/kg

Unless otherwise stated the results shown in this test report refer only to the sample(s) tested and such sample(s) are retained for 90 days only.
除非另有說明，此報告結果僅對測試之樣品負責，同時此樣品僅保留90天。本報告未經本公司書面許可，不可部份複製。
This document is issued by the Company subject to its General Conditions of Service printed overleaf, available on request or accessible at www.sgs.com/terms_and_conditions.htm and for electronic format documents, subject to Terms and Conditions for Electronic Documents at www.sgs.com/terms_e-document.htm. Attention is drawn to the limitation of liability, indemnification and jurisdiction issues defined therein. Any holder of this document is advised that information contained hereon reflects the Company's findings at the time of its intervention only and within the limits of Client's instructions, if any. The Company's sole responsibility is to its Client and this document does not exonerate parties to a transaction from exercising all their rights and obligations under the transaction documents. This document cannot be reproduced except in full, without prior written approval of the Company. Any unauthorized alteration, forgery or falsification of the content or appearance of this document is unlawful and offenders may be prosecuted to the fullest extent of the law.

Date: 2019/11/21

WLAN 802.11ac(80M) 5.6G_product specific 10g-SAR_Front side_CH 122_0mm_ANT 0

Communication System: WLAN 5G; Frequency: 5610 MHz; Duty Cycle: 1:1
Medium parameters used: f = 5610 MHz; σ = 5.75 S/m; ε_r = 48.337; ρ = 1000 kg/m^3
Phantom section: Flat Section
Ambient temperature: 22.5°C; Liquid temperature: 21.5°C

DASY5 Configuration:

- Probe: EX3DV4 – SN3770; ConvF(4.05, 4.05, 4.05); Calibrated: 2019/4/29;
- Sensor-Surface: 2mm (Mechanical Surface Detection)
- Electronics: DAE4 Sn547; Calibrated: 2019/3/22
- Phantom: SAM
- DASY52 52.8.8(1258); SEMCAD X 14.6.10(7373)

Area Scan (101x181x1): Interpolated grid: dx=10 mm, dy=10 mm
Maximum value of SAR (interpolated) = 0.900 W/kg

Zoom Scan (7x7x12)/Cube 0: Measurement grid: dx=4mm, dy=4mm, dz=2mm
Reference Value = 0.9831 V/m; Power Drift = 0.02 dB
Peak SAR (extrapolated) = 2.42 W/kg
SAR(1 g) = 0.503 W/kg; SAR(10 g) = 0.136 W/kg
Maximum value of SAR (measured) = 1.17 W/kg

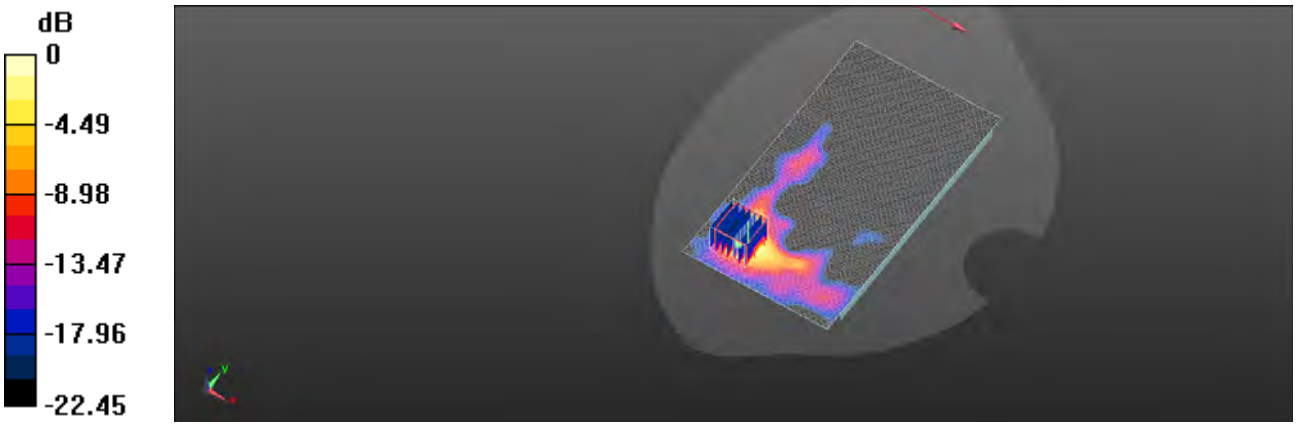

0 dB = 1.17 W/kg = 0.69 dBW/kg

Unless otherwise stated the results shown in this test report refer only to the sample(s) tested and such sample(s) are retained for 90 days only.
除非另有說明，此報告結果僅對測試之樣品負責，同時此樣品僅保留90天。本報告未經本公司書面許可，不可部份複製。
This document is issued by the Company subject to its General Conditions of Service printed overleaf, available on request or accessible at www.sgs.com/terms_and_conditions.htm and for electronic format documents, subject to Terms and Conditions for Electronic Documents at www.sgs.com/terms_e-document.htm. Attention is drawn to the limitation of liability, indemnification and jurisdiction issues defined therein. Any holder of this document is advised that information contained hereon reflects the Company's findings at the time of its intervention only and within the limits of Client's instructions, if any. The Company's sole responsibility is to its Client and this document does not exonerate parties to a transaction from exercising all their rights and obligations under the transaction documents. This document cannot be reproduced except in full, without prior written approval of the Company. Any unauthorized alteration, forgery or falsification of the content or appearance of this document is unlawful and offenders may be prosecuted to the fullest extent of the law.

Date: 2019/11/19

WLAN 802.11n(40M) 5.8G_Head_Le Cheek_CH 159_ANT 0

Communication System: WLAN 5G; Frequency: 5795 MHz; Duty Cycle: 1:1
Medium parameters used: f = 5795 MHz; σ = 5.24 S/m; ε_r = 34.921; ρ = 1000 kg/m^3
Phantom section: Left Section
Ambient temperature: 22.2°C; Liquid temperature: 21.7°C

DASY5 Configuration:

- Probe: EX3DV4 – SN3770; ConvF(5.12, 5.12, 5.12); Calibrated: 2019/4/29;
- Sensor-Surface: 2mm (Mechanical Surface Detection)
- Electronics: DAE4 Sn547; Calibrated: 2019/3/22
- Phantom: SAM
- DASY52 52.8.8(1258); SEMCAD X 14.6.10(7373)

Area Scan (101x181x1): Interpolated grid: dx=10 mm, dy=10 mm
Maximum value of SAR (interpolated) = 0.687 W/kg

Zoom Scan (7x7x12)/Cube 0: Measurement grid: dx=4mm, dy=4mm, dz=2mm
Reference Value = 3.750 V/m; Power Drift = -0.02 dB
Peak SAR (extrapolated) = 0.687 W/kg
SAR(1 g) = 0.248 W/kg; SAR(10 g) = 0.093 W/kg
Maximum value of SAR (measured) = 0.504 W/kg



0 dB = 0.504 W/kg = -2.98 dBW/kg

Unless otherwise stated the results shown in this test report refer only to the sample(s) tested and such sample(s) are retained for 90 days only.
除非另有說明，此報告結果僅對測試之樣品負責，同時此樣品僅保留90天。本報告未經本公司書面許可，不可部份複製。
This document is issued by the Company subject to its General Conditions of Service printed overleaf, available on request or accessible at www.sgs.com/terms_and_conditions.htm and for electronic format documents, subject to Terms and Conditions for Electronic Documents at www.sgs.com/terms_e-document.htm. Attention is drawn to the limitation of liability, indemnification and jurisdiction issues defined therein. Any holder of this document is advised that information contained hereon reflects the Company's findings at the time of its intervention only and within the limits of Client's instructions, if any. The Company's sole responsibility is to its Client and this document does not exonerate parties to a transaction from exercising all their rights and obligations under the transaction documents. This document cannot be reproduced except in full, without prior written approval of the Company. Any unauthorized alteration, forgery or falsification of the content or appearance of this document is unlawful and offenders may be prosecuted to the fullest extent of the law.

Date: 2019/11/21

WLAN 802.11n(40M) 5.8G_Hotspot_Back side_CH 159_10mm_ANT 0

Communication System: WLAN 5G; Frequency: 5795 MHz; Duty Cycle: 1:1
Medium parameters used: f = 5795 MHz; σ = 5.965 S/m; ε_r = 48.115; ρ = 1000 kg/m^3
Phantom section: Flat Section
Ambient temperature: 22.3°C; Liquid temperature: 21.8°C

DASY5 Configuration:

- Probe: EX3DV4 – SN3770; ConvF(4.38, 4.38, 4.38); Calibrated: 2019/4/29;
- Sensor-Surface: 2mm (Mechanical Surface Detection)
- Electronics: DAE4 Sn547; Calibrated: 2019/3/22
- Phantom: SAM
- DASY52 52.8.8(1258); SEMCAD X 14.6.10(7373)

Area Scan (101x181x1): Interpolated grid: dx=10 mm, dy=10 mm
Maximum value of SAR (interpolated) = 0.0966 W/kg

Zoom Scan (7x7x12)/Cube 0: Measurement grid: dx=4mm, dy=4mm, dz=2mm
Reference Value = 1.319 V/m; Power Drift = 0.04 dB
Peak SAR (extrapolated) = 0.129 W/kg
SAR(1 g) = 0.045 W/kg; SAR(10 g) = 0.015 W/kg
Maximum value of SAR (measured) = 0.0831 W/kg



0 dB = 0.0831 W/kg = -10.81 dBW/kg

Unless otherwise stated the results shown in this test report refer only to the sample(s) tested and such sample(s) are retained for 90 days only.
除非另有說明，此報告結果僅對測試之樣品負責，同時此樣品僅保留90天。本報告未經本公司書面許可，不可部份複製。
This document is issued by the Company subject to its General Conditions of Service printed overleaf, available on request or accessible at www.sgs.com/terms_and_conditions.htm and for electronic format documents, subject to Terms and Conditions for Electronic Documents at www.sgs.com/terms_e-document.htm. Attention is drawn to the limitation of liability, indemnification and jurisdiction issues defined therein. Any holder of this document is advised that information contained hereon reflects the Company's findings at the time of its intervention only and within the limits of Client's instructions, if any. The Company's sole responsibility is to its Client and this document does not exonerate parties to a transaction from exercising all their rights and obligations under the transaction documents. This document cannot be reproduced except in full, without prior written approval of the Company. Any unauthorized alteration, forgery or falsification of the content or appearance of this document is unlawful and offenders may be prosecuted to the fullest extent of the law.

Date: 2019/11/18

WLAN 802.11b_Head_Re Cheek_CH 1_ANT 1

Communication System: WLAN 2.45G; Frequency: 2412 MHz; Duty Cycle: 1:1
Medium parameters used: f = 2412 MHz; σ = 1.748 S/m; ε_r = 38.883; ρ = 1000 kg/m^3
Phantom section: Right Section
Ambient temperature: 22.1°C; Liquid temperature: 21.8°C

DASY5 Configuration:

- Probe: EX3DV4 – SN3770; ConvF(7.48, 7.48, 7.48); Calibrated: 2019/4/29;
- Sensor-Surface: 2mm (Mechanical Surface Detection)
- Electronics: DAE4 Sn547; Calibrated: 2019/3/22
- Phantom: SAM
- DASY52 52.8.8(1258); SEMCAD X 14.6.10(7373)

Area Scan (91x151x1): Interpolated grid: dx=12 mm, dy=12 mm
Maximum value of SAR (interpolated) = 0.0681 W/kg

Zoom Scan (7x7x7)/Cube 0: Measurement grid: dx=5mm, dy=5mm, dz=5mm
Reference Value = 2.790 V/m; Power Drift = 0.04 dB
Peak SAR (extrapolated) = 0.0860 W/kg
SAR(1 g) = 0.052 W/kg; SAR(10 g) = 0.031 W/kg
Maximum value of SAR (measured) = 0.0718 W/kg



0 dB = 0.0718 W/kg = -11.44 dBW/kg

Unless otherwise stated the results shown in this test report refer only to the sample(s) tested and such sample(s) are retained for 90 days only.
除非另有說明，此報告結果僅對測試之樣品負責，同時此樣品僅保留90天。本報告未經本公司書面許可，不可部份複製。
This document is issued by the Company subject to its General Conditions of Service printed overleaf, available on request or accessible at www.sgs.com/terms_and_conditions.htm and for electronic format documents, subject to Terms and Conditions for Electronic Documents at www.sgs.com/terms_e-document.htm. Attention is drawn to the limitation of liability, indemnification and jurisdiction issues defined therein. Any holder of this document is advised that information contained hereon reflects the Company's findings at the time of its intervention only and within the limits of Client's instructions, if any. The Company's sole responsibility is to its Client and this document does not exonerate parties to a transaction from exercising all their rights and obligations under the transaction documents. This document cannot be reproduced except in full, without prior written approval of the Company. Any unauthorized alteration, forgery or falsification of the content or appearance of this document is unlawful and offenders may be prosecuted to the fullest extent of the law.

Date: 2019/11/20

WLAN 802.11b_Hotspot_Back side_CH 1_10mm_ANT 1

Communication System: WLAN 2.45G; Frequency: 2412 MHz; Duty Cycle: 1:1
Medium parameters used: f = 2412 MHz; σ = 1.895 S/m; ε_r = 52.223; ρ = 1000 kg/m^3
Phantom section: Flat Section
Ambient temperature: 22.0°C; Liquid temperature: 21.8°C

DASY5 Configuration:

- Probe: EX3DV4 – SN3665; ConvF(7.32, 7.32, 7.32); Calibrated: 2019/8/30;
- Sensor-Surface: 2mm (Mechanical Surface Detection)
- Electronics: DAE4 Sn1260; Calibrated: 2019/9/11
- Phantom: SAM
- DASY52 52.8.8(1258); SEMCAD X 14.6.10(7373)

Area Scan (101x151x1): Interpolated grid: dx=12 mm, dy=12 mm
Maximum value of SAR (interpolated) = 0.145 W/kg

Zoom Scan (7x7x7)/Cube 0: Measurement grid: dx=5mm, dy=5mm, dz=5mm
Reference Value = 2.083 V/m; Power Drift = 0.03 dB
Peak SAR (extrapolated) = 0.213 W/kg
SAR(1 g) = 0.034 W/kg; SAR(10 g) = 0.016 W/kg
Maximum value of SAR (measured) = 0.163 W/kg



0 dB = 0.163 W/kg = -7.88 dBW/kg

Unless otherwise stated the results shown in this test report refer only to the sample(s) tested and such sample(s) are retained for 90 days only.
除非另有說明，此報告結果僅對測試之樣品負責，同時此樣品僅保留90天。本報告未經本公司書面許可，不可部份複製。
This document is issued by the Company subject to its General Conditions of Service printed overleaf, available on request or accessible at www.sgs.com/terms_and_conditions.htm and for electronic format documents, subject to Terms and Conditions for Electronic Documents at www.sgs.com/terms_e-document.htm. Attention is drawn to the limitation of liability, indemnification and jurisdiction issues defined therein. Any holder of this document is advised that information contained hereon reflects the Company's findings at the time of its intervention only and within the limits of Client's instructions, if any. The Company's sole responsibility is to its Client and this document does not exonerate parties to a transaction from exercising all their rights and obligations under the transaction documents. This document cannot be reproduced except in full, without prior written approval of the Company. Any unauthorized alteration, forgery or falsification of the content or appearance of this document is unlawful and offenders may be prosecuted to the fullest extent of the law.

Date: 2019/11/19

WLAN 802.11n(40M) 5.2G_Head_Re Cheek_CH 46_ANT 1

Communication System: WLAN 5G; Frequency: 5230 MHz; Duty Cycle: 1:1
Medium parameters used: f = 5230 MHz; σ = 4.664 S/m; ε_r = 35.56; ρ = 1000 kg/m^3
Phantom section: Right Section
Ambient temperature: 22.2°C; Liquid temperature: 21.5°C

DASY5 Configuration:

- Probe: EX3DV4 – SN3770; ConvF(5.3, 5.3, 5.3); Calibrated: 2019/4/29;
- Sensor-Surface: 2mm (Mechanical Surface Detection)
- Electronics: DAE4 Sn547; Calibrated: 2019/3/22
- Phantom: SAM
- DASY52 52.8.8(1258); SEMCAD X 14.6.10(7373)

Area Scan (101x181x1): Interpolated grid: dx=10 mm, dy=10 mm
Maximum value of SAR (interpolated) = 0.0836 W/kg

Zoom Scan (7x7x12)/Cube 0: Measurement grid: dx=4mm, dy=4mm, dz=2mm
Reference Value = 4.374 V/m; Power Drift = 0.03 dB
Peak SAR (extrapolated) = 0.205 W/kg
SAR(1 g) = 0.076 W/kg; SAR(10 g) = 0.048 W/kg
Maximum value of SAR (measured) = 0.106 W/kg



0 dB = 0.106 W/kg = -9.74 dBW/kg

Unless otherwise stated the results shown in this test report refer only to the sample(s) tested and such sample(s) are retained for 90 days only.
除非另有說明，此報告結果僅對測試之樣品負責，同時此樣品僅保留90天。本報告未經本公司書面許可，不可部份複製。
This document is issued by the Company subject to its General Conditions of Service printed overleaf, available on request or accessible at www.sgs.com/terms_and_conditions.htm and for electronic format documents, subject to Terms and Conditions for Electronic Documents at www.sgs.com/terms_e-document.htm. Attention is drawn to the limitation of liability, indemnification and jurisdiction issues defined therein. Any holder of this document is advised that information contained hereon reflects the Company's findings at the time of its intervention only and within the limits of Client's instructions, if any. The Company's sole responsibility is to its Client and this document does not exonerate parties to a transaction from exercising all their rights and obligations under the transaction documents. This document cannot be reproduced except in full, without prior written approval of the Company. Any unauthorized alteration, forgery or falsification of the content or appearance of this document is unlawful and offenders may be prosecuted to the fullest extent of the law.

Date: 2019/11/20

WLAN 802.11n(40M) 5.2G_Hotspot_Back side_CH 46_10mm_ANT 1

Communication System: WLAN 5G; Frequency: 5230 MHz; Duty Cycle: 1:1
Medium parameters used: f = 5230 MHz; σ = 5.306 S/m; ε_r = 48.861; ρ = 1000 kg/m^3
Phantom section: Flat Section
Ambient temperature: 22.0°C; Liquid temperature: 21.8°C

DASY5 Configuration:

- Probe: EX3DV4 – SN3770; ConvF(4.61, 4.61, 4.61); Calibrated: 2019/4/29;
- Sensor-Surface: 2mm (Mechanical Surface Detection)
- Electronics: DAE4 Sn547; Calibrated: 2019/3/22
- Phantom: SAM
- DASY52 52.8.8(1258); SEMCAD X 14.6.10(7373)

Area Scan (101x181x1): Interpolated grid: dx=10 mm, dy=10 mm
Maximum value of SAR (interpolated) = 0.137 W/kg

Zoom Scan (7x7x12)/Cube 0: Measurement grid: dx=4mm, dy=4mm, dz=2mm
Reference Value = 1.453 V/m; Power Drift = 0.05 dB
Peak SAR (extrapolated) = 0.275 W/kg
SAR(1 g) = 0.067 W/kg; SAR(10 g) = 0.017 W/kg
Maximum value of SAR (measured) = 0.150 W/kg

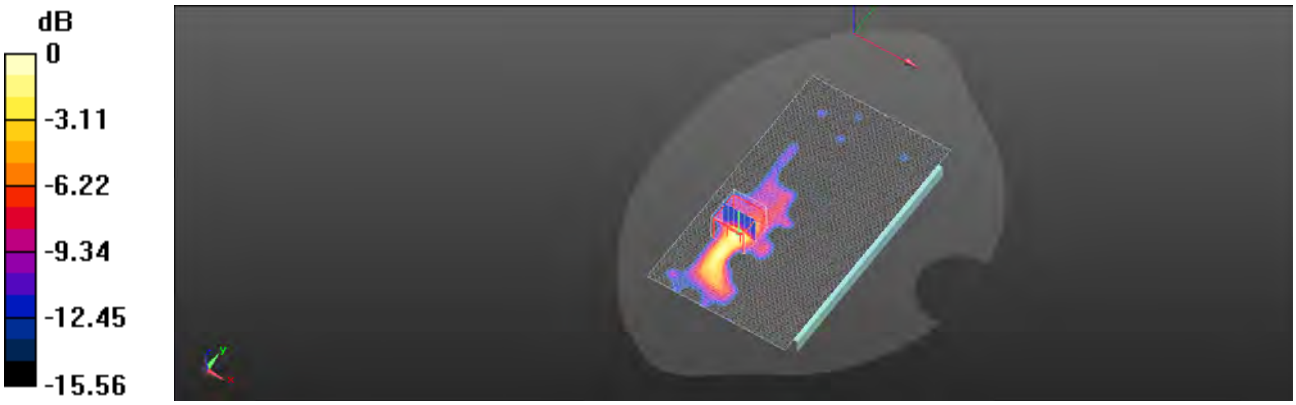

0 dB = 0.150 W/kg = -8.25 dBW/kg

Unless otherwise stated the results shown in this test report refer only to the sample(s) tested and such sample(s) are retained for 90 days only.
除非另有說明，此報告結果僅對測試之樣品負責，同時此樣品僅保留90天。本報告未經本公司書面許可，不可部份複製。
This document is issued by the Company subject to its General Conditions of Service printed overleaf, available on request or accessible at www.sgs.com/terms_and_conditions.htm and for electronic format documents, subject to Terms and Conditions for Electronic Documents at www.sgs.com/terms_e-document.htm. Attention is drawn to the limitation of liability, indemnification and jurisdiction issues defined therein. Any holder of this document is advised that information contained hereon reflects the Company's findings at the time of its intervention only and within the limits of Client's instructions, if any. The Company's sole responsibility is to its Client and this document does not exonerate parties to a transaction from exercising all their rights and obligations under the transaction documents. This document cannot be reproduced except in full, without prior written approval of the Company. Any unauthorized alteration, forgery or falsification of the content or appearance of this document is unlawful and offenders may be prosecuted to the fullest extent of the law.

Date: 2019/11/19

WLAN 802.11n(40M) 5.3G_Head_Re Cheek_CH 54_ANT 1

Communication System: WLAN 5G; Frequency: 5270 MHz; Duty Cycle: 1:1
Medium parameters used: f = 5270 MHz; σ = 4.701 S/m; ε_r = 35.5; ρ = 1000 kg/m^3
Phantom section: Right Section
Ambient temperature: 22.4°C; Liquid temperature: 21.8°C

DASY5 Configuration:

- Probe: EX3DV4 – SN3770; ConvF(5.3, 5.3, 5.3); Calibrated: 2019/4/29;
- Sensor-Surface: 2mm (Mechanical Surface Detection)
- Electronics: DAE4 Sn547; Calibrated: 2019/3/22
- Phantom: SAM
- DASY52 52.8.8(1258); SEMCAD X 14.6.10(7373)

Area Scan (101x181x1): Interpolated grid: dx=10 mm, dy=10 mm
Maximum value of SAR (interpolated) = 0.191 W/kg

Zoom Scan (7x7x12)/Cube 0: Measurement grid: dx=4mm, dy=4mm, dz=2mm
Reference Value = 3.993 V/m; Power Drift = -0.02 dB
Peak SAR (extrapolated) = 0.233 W/kg
SAR(1 g) = 0.055 W/kg; SAR(10 g) = 0.047 W/kg
Maximum value of SAR (measured) = 0.120 W/kg

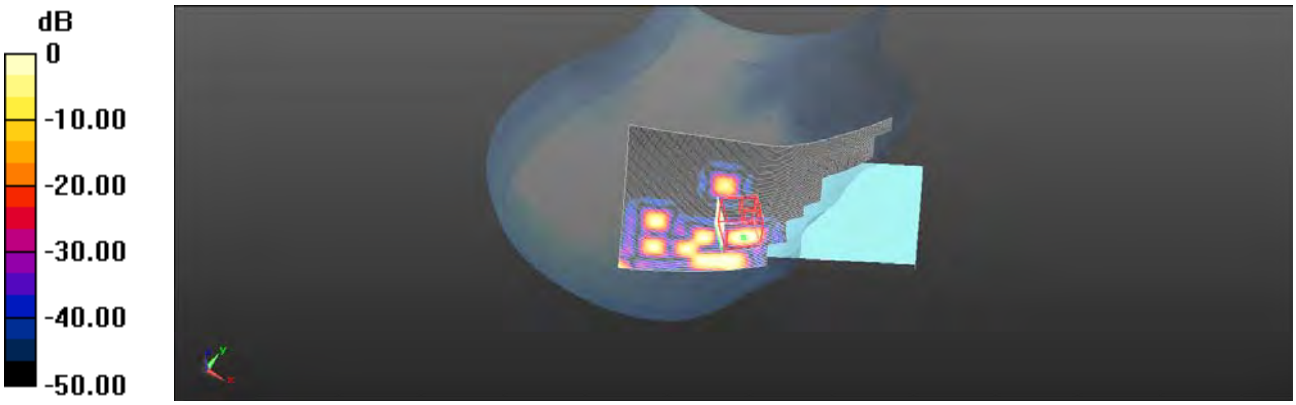

0 dB = 0.120 W/kg = -9.22 dBW/kg

Unless otherwise stated the results shown in this test report refer only to the sample(s) tested and such sample(s) are retained for 90 days only.
除非另有說明，此報告結果僅對測試之樣品負責，同時此樣品僅保留90天。本報告未經本公司書面許可，不可部份複製。
This document is issued by the Company subject to its General Conditions of Service printed overleaf, available on request or accessible at www.sgs.com/terms_and_conditions.htm and for electronic format documents, subject to Terms and Conditions for Electronic Documents at www.sgs.com/terms_e-document.htm. Attention is drawn to the limitation of liability, indemnification and jurisdiction issues defined therein. Any holder of this document is advised that information contained hereon reflects the Company's findings at the time of its intervention only and within the limits of Client's instructions, if any. The Company's sole responsibility is to its Client and this document does not exonerate parties to a transaction from exercising all their rights and obligations under the transaction documents. This document cannot be reproduced except in full, without prior written approval of the Company. Any unauthorized alteration, forgery or falsification of the content or appearance of this document is unlawful and offenders may be prosecuted to the fullest extent of the law.

Date: 2019/11/20

WLAN 802.11n(40M) 5.3G_Body-worn_Back side_CH 54_10mm_ANT 1

Communication System: WLAN 5G; Frequency: 5270 MHz; Duty Cycle: 1:1
Medium parameters used: f = 5270 MHz; σ = 5.351 S/m; ε_r = 48.812; ρ = 1000 kg/m^3
Phantom section: Flat Section
Ambient temperature: 22.3°C; Liquid temperature: 21.6°C

DASY5 Configuration:

- Probe: EX3DV4 – SN3770; ConvF(4.61, 4.61, 4.61); Calibrated: 2019/4/29;
- Sensor-Surface: 2mm (Mechanical Surface Detection)
- Electronics: DAE4 Sn547; Calibrated: 2019/3/22
- Phantom: SAM
- DASY52 52.8.8(1258); SEMCAD X 14.6.10(7373)

Area Scan (101x181x1): Interpolated grid: dx=10 mm, dy=10 mm
Maximum value of SAR (interpolated) = 0.159 W/kg

Zoom Scan (7x7x12)/Cube 0: Measurement grid: dx=4mm, dy=4mm, dz=2mm
Reference Value = 1.321 V/m; Power Drift = 0.06 dB
Peak SAR (extrapolated) = 0.313 W/kg
SAR(1 g) = 0.073 W/kg; SAR(10 g) = 0.020 W/kg
Maximum value of SAR (measured) = 0.163 W/kg

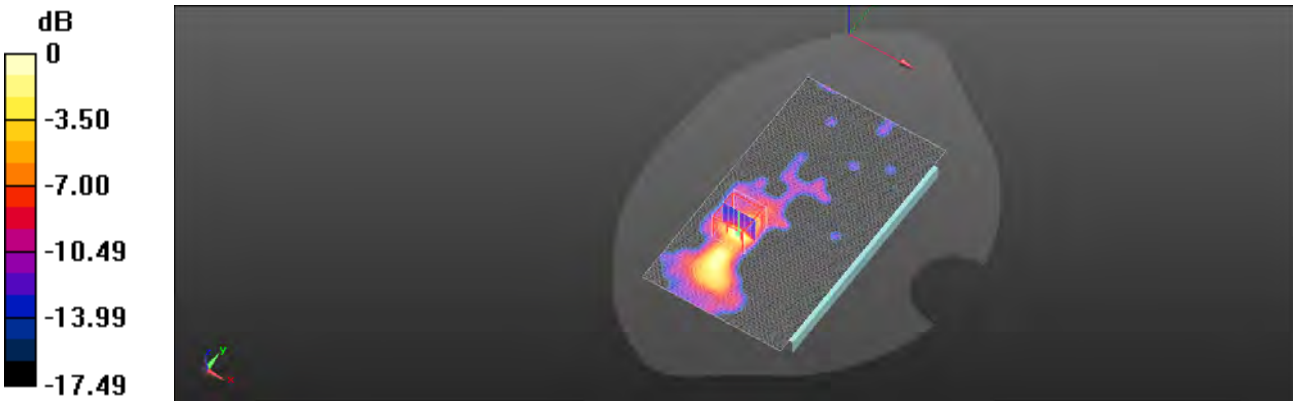

0 dB = 0.163 W/kg = -7.88 dBW/kg

Unless otherwise stated the results shown in this test report refer only to the sample(s) tested and such sample(s) are retained for 90 days only.
除非另有說明，此報告結果僅對測試之樣品負責，同時此樣品僅保留90天。本報告未經本公司書面許可，不可部份複製。
This document is issued by the Company subject to its General Conditions of Service printed overleaf, available on request or accessible at www.sgs.com/terms_and_conditions.htm and for electronic format documents, subject to Terms and Conditions for Electronic Documents at www.sgs.com/terms_e-document.htm. Attention is drawn to the limitation of liability, indemnification and jurisdiction issues defined therein. Any holder of this document is advised that information contained hereon reflects the Company's findings at the time of its intervention only and within the limits of Client's instructions, if any. The Company's sole responsibility is to its Client and this document does not exonerate parties to a transaction from exercising all their rights and obligations under the transaction documents. This document cannot be reproduced except in full, without prior written approval of the Company. Any unauthorized alteration, forgery or falsification of the content or appearance of this document is unlawful and offenders may be prosecuted to the fullest extent of the law.

Date: 2019/11/20

WLAN 802.11n(40M) 5.3G_product specific 10g-SAR_Back side_CH 54_0mm_ANT 1

Communication System: WLAN 5G; Frequency: 5270 MHz; Duty Cycle: 1:1
Medium parameters used: f = 5270 MHz; σ = 5.351 S/m; ε_r = 48.812; ρ = 1000 kg/m^3
Phantom section: Flat Section
Ambient temperature: 22.3°C; Liquid temperature: 21.6°C

DASY5 Configuration:

- Probe: EX3DV4 – SN3770; ConvF(4.61, 4.61, 4.61); Calibrated: 2019/4/29;
- Sensor-Surface: 2mm (Mechanical Surface Detection)
- Electronics: DAE4 Sn547; Calibrated: 2019/3/22
- Phantom: SAM
- DASY52 52.8.8(1258); SEMCAD X 14.6.10(7373)

Area Scan (101x181x1): Interpolated grid: dx=10 mm, dy=10 mm
Maximum value of SAR (interpolated) = 3.64 W/kg

Zoom Scan (7x7x12)/Cube 0: Measurement grid: dx=4mm, dy=4mm, dz=2mm
Reference Value = 1.174 V/m; Power Drift = 0.02 dB
Peak SAR (extrapolated) = 9.31 W/kg
SAR(1 g) = 1.19 W/kg; SAR(10 g) = 0.220 W/kg
Maximum value of SAR (measured) = 3.75 W/kg

Zoom Scan (7x7x12)/Cube 1: Measurement grid: dx=4mm, dy=4mm, dz=2mm
Reference Value = 1.174 V/m; Power Drift = 0.02 dB
Peak SAR (extrapolated) = 9.16 W/kg
SAR(1 g) = 1.20 W/kg; SAR(10 g) = 0.216 W/kg
Maximum value of SAR (measured) = 3.22 W/kg

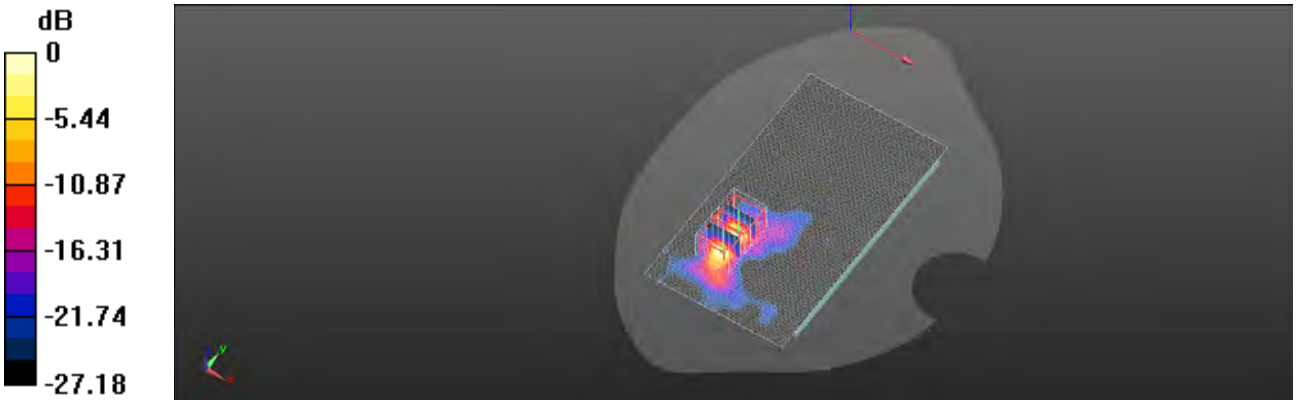

0 dB = 3.22 W/kg = 5.08 dBW/kg

Unless otherwise stated the results shown in this test report refer only to the sample(s) tested and such sample(s) are retained for 90 days only.
除非另有說明，此報告結果僅對測試之樣品負責，同時此樣品僅保留90天。本報告未經本公司書面許可，不可部份複製。
This document is issued by the Company subject to its General Conditions of Service printed overleaf, available on request or accessible at www.sgs.com/terms_and_conditions.htm and for electronic format documents, subject to Terms and Conditions for Electronic Documents at www.sgs.com/terms_e-document.htm. Attention is drawn to the limitation of liability, indemnification and jurisdiction issues defined therein. Any holder of this document is advised that information contained hereon reflects the Company's findings at the time of its intervention only and within the limits of Client's instructions, if any. The Company's sole responsibility is to its Client and this document does not exonerate parties to a transaction from exercising all their rights and obligations under the transaction documents. This document cannot be reproduced except in full, without prior written approval of the Company. Any unauthorized alteration, forgery or falsification of the content or appearance of this document is unlawful and offenders may be prosecuted to the fullest extent of the law.

Date: 2019/11/19

WLAN 802.11ac(80M) 5.6G_Head_Re Cheek_CH 122_ANT 1

Communication System: WLAN 5G; Frequency: 5610 MHz; Duty Cycle: 1:1
Medium parameters used: f = 5610 MHz; σ = 5.049 S/m; ε_r = 35.119; ρ = 1000 kg/m^3
Phantom section: Right Section
Ambient temperature: 22.1°C; Liquid temperature: 21.8°C

DASY5 Configuration:

- Probe: EX3DV4 – SN3770; ConvF(4.82, 4.82, 4.82); Calibrated: 2019/4/29;
- Sensor-Surface: 2mm (Mechanical Surface Detection)
- Electronics: DAE4 Sn547; Calibrated: 2019/3/22
- Phantom: SAM
- DASY52 52.8.8(1258); SEMCAD X 14.6.10(7373)

Area Scan (101x181x1): Interpolated grid: dx=10 mm, dy=10 mm
Maximum value of SAR (interpolated) = 0.238 W/kg

Zoom Scan (7x7x12)/Cube 0: Measurement grid: dx=4mm, dy=4mm, dz=2mm
Reference Value = 4.023 V/m; Power Drift = -0.02 dB
Peak SAR (extrapolated) = 0.149 W/kg
SAR(1 g) = 0.067 W/kg; SAR(10 g) = 0.059 W/kg
Maximum value of SAR (measured) = 0.125 W/kg



0 dB = 0.125 W/kg = -9.03 dBW/kg

Unless otherwise stated the results shown in this test report refer only to the sample(s) tested and such sample(s) are retained for 90 days only.
除非另有說明，此報告結果僅對測試之樣品負責，同時此樣品僅保留90天。本報告未經本公司書面許可，不可部份複製。
This document is issued by the Company subject to its General Conditions of Service printed overleaf, available on request or accessible at www.sgs.com/terms_and_conditions.htm and for electronic format documents, subject to Terms and Conditions for Electronic Documents at www.sgs.com/terms_e-document.htm. Attention is drawn to the limitation of liability, indemnification and jurisdiction issues defined therein. Any holder of this document is advised that information contained hereon reflects the Company's findings at the time of its intervention only and within the limits of Client's instructions, if any. The Company's sole responsibility is to its Client and this document does not exonerate parties to a transaction from exercising all their rights and obligations under the transaction documents. This document cannot be reproduced except in full, without prior written approval of the Company. Any unauthorized alteration, forgery or falsification of the content or appearance of this document is unlawful and offenders may be prosecuted to the fullest extent of the law.

Date: 2019/11/21

WLAN 802.11ac(80M) 5.6G_Body-worn_Back side_CH 122_10mm_ANT 1

Communication System: WLAN 5G; Frequency: 5610 MHz; Duty Cycle: 1:1
Medium parameters used: f = 5610 MHz; σ = 5.75 S/m; ε_r = 48.337; ρ = 1000 kg/m^3
Phantom section: Flat Section
Ambient temperature: 22.5°C; Liquid temperature: 21.5°C

DASY5 Configuration:

- Probe: EX3DV4 – SN3770; ConvF(4.05, 4.05, 4.05); Calibrated: 2019/4/29;
- Sensor-Surface: 2mm (Mechanical Surface Detection)
- Electronics: DAE4 Sn547; Calibrated: 2019/3/22
- Phantom: SAM
- DASY52 52.8.8(1258); SEMCAD X 14.6.10(7373)

Area Scan (101x181x1): Interpolated grid: dx=10 mm, dy=10 mm
Maximum value of SAR (interpolated) = 0.462 W/kg

Zoom Scan (7x7x12)/Cube 0: Measurement grid: dx=4mm, dy=4mm, dz=2mm
Reference Value = 2.036 V/m; Power Drift = -0.01 dB
Peak SAR (extrapolated) = 0.993 W/kg
SAR(1 g) = 0.212 W/kg; SAR(10 g) = 0.068 W/kg
Maximum value of SAR (measured) = 0.441 W/kg



0 dB = 0.441 W/kg = -3.55 dBW/kg

Unless otherwise stated the results shown in this test report refer only to the sample(s) tested and such sample(s) are retained for 90 days only.
除非另有說明，此報告結果僅對測試之樣品負責，同時此樣品僅保留90天。本報告未經本公司書面許可，不可部份複製。
This document is issued by the Company subject to its General Conditions of Service printed overleaf, available on request or accessible at www.sgs.com/terms_and_conditions.htm and for electronic format documents, subject to Terms and Conditions for Electronic Documents at www.sgs.com/terms_e-document.htm. Attention is drawn to the limitation of liability, indemnification and jurisdiction issues defined therein. Any holder of this document is advised that information contained hereon reflects the Company's findings at the time of its intervention only and within the limits of Client's instructions, if any. The Company's sole responsibility is to its Client and this document does not exonerate parties to a transaction from exercising all their rights and obligations under the transaction documents. This document cannot be reproduced except in full, without prior written approval of the Company. Any unauthorized alteration, forgery or falsification of the content or appearance of this document is unlawful and offenders may be prosecuted to the fullest extent of the law.

Date: 2019/11/21

WLAN 802.11ac(80M) 5.6G_product specific 10g-SAR_Back side_CH 122_0mm_ANT 1

Communication System: WLAN 5G; Frequency: 5610 MHz; Duty Cycle: 1:1
Medium parameters used: f = 5610 MHz; σ = 5.75 S/m; ε_r = 48.337; ρ = 1000 kg/m^3
Phantom section: Flat Section
Ambient temperature: 22.5°C; Liquid temperature: 21.5°C

DASY5 Configuration:

- Probe: EX3DV4 – SN3770; ConvF(4.05, 4.05, 4.05); Calibrated: 2019/4/29;
- Sensor-Surface: 2mm (Mechanical Surface Detection)
- Electronics: DAE4 Sn547; Calibrated: 2019/3/22
- Phantom: SAM
- DASY52 52.8.8(1258); SEMCAD X 14.6.10(7373)

Area Scan (101x181x1): Interpolated grid: dx=10 mm, dy=10 mm
Maximum value of SAR (interpolated) = 6.59 W/kg

Zoom Scan (7x7x12)/Cube 0: Measurement grid: dx=4mm, dy=4mm, dz=2mm
Reference Value = 1.755 V/m; Power Drift = 0.04 dB
Peak SAR (extrapolated) = 19.6 W/kg
SAR(1 g) = 2.4 W/kg; SAR(10 g) = 0.462 W/kg
Maximum value of SAR (measured) = 6.62 W/kg

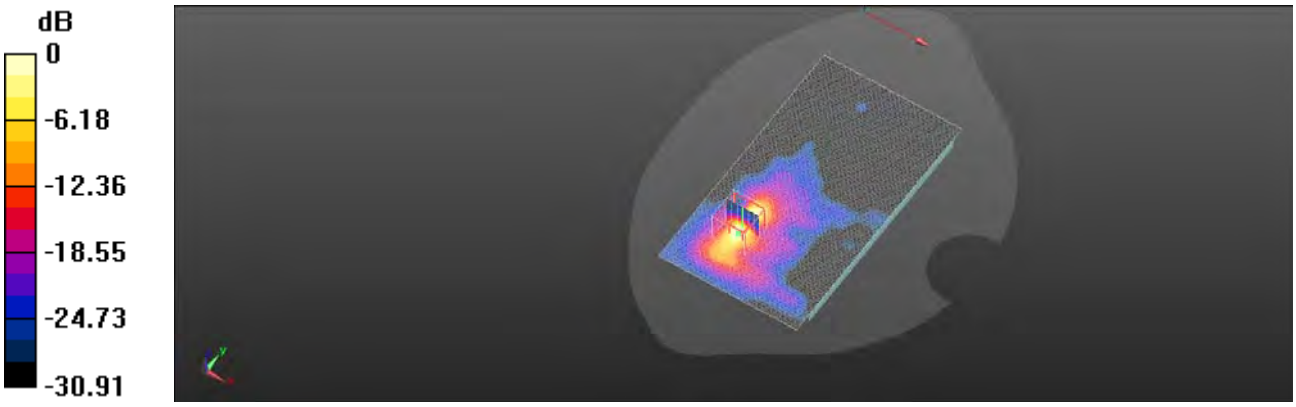

0 dB = 6.62 W/kg = 8.21 dBW/kg

Unless otherwise stated the results shown in this test report refer only to the sample(s) tested and such sample(s) are retained for 90 days only.
除非另有說明，此報告結果僅對測試之樣品負責，同時此樣品僅保留90天。本報告未經本公司書面許可，不可部份複製。
This document is issued by the Company subject to its General Conditions of Service printed overleaf, available on request or accessible at www.sgs.com/terms_and_conditions.htm and for electronic format documents, subject to Terms and Conditions for Electronic Documents at www.sgs.com/terms_e-document.htm. Attention is drawn to the limitation of liability, indemnification and jurisdiction issues defined therein. Any holder of this document is advised that information contained hereon reflects the Company's findings at the time of its intervention only and within the limits of Client's instructions, if any. The Company's sole responsibility is to its Client and this document does not exonerate parties to a transaction from exercising all their rights and obligations under the transaction documents. This document cannot be reproduced except in full, without prior written approval of the Company. Any unauthorized alteration, forgery or falsification of the content or appearance of this document is unlawful and offenders may be prosecuted to the fullest extent of the law.

Date: 2019/11/19

WLAN 802.11n(40M) 5.8G_Head_Re Cheek_CH 159_ANT 1

Communication System: WLAN 5G; Frequency: 5795 MHz; Duty Cycle: 1:1
Medium parameters used: f = 5795 MHz; σ = 5.24 S/m; ε_r = 34.921; ρ = 1000 kg/m^3
Phantom section: Right Section
Ambient temperature: 22.2°C; Liquid temperature: 21.7°C

DASY5 Configuration:

- Probe: EX3DV4 – SN3770; ConvF(5.12, 5.12, 5.12); Calibrated: 2019/4/29;
- Sensor-Surface: 2mm (Mechanical Surface Detection)
- Electronics: DAE4 Sn547; Calibrated: 2019/3/22
- Phantom: SAM
- DASY52 52.8.8(1258); SEMCAD X 14.6.10(7373)

Area Scan (101x181x1): Interpolated grid: dx=10 mm, dy=10 mm
Maximum value of SAR (interpolated) = 0.147 W/kg

Zoom Scan (7x7x12)/Cube 0: Measurement grid: dx=4mm, dy=4mm, dz=2mm
Reference Value = 3.649 V/m; Power Drift = -0.01 dB
Peak SAR (extrapolated) = 0.329 W/kg
SAR(1 g) = 0.100 W/kg; SAR(10 g) = 0.068 W/kg
Maximum value of SAR (measured) = 0.173 W/kg



0 dB = 0.173 W/kg = -7.62 dBW/kg

Unless otherwise stated the results shown in this test report refer only to the sample(s) tested and such sample(s) are retained for 90 days only.
除非另有說明，此報告結果僅對測試之樣品負責，同時此樣品僅保留90天。本報告未經本公司書面許可，不可部份複製。
This document is issued by the Company subject to its General Conditions of Service printed overleaf, available on request or accessible at www.sgs.com/terms_and_conditions.htm and for electronic format documents, subject to Terms and Conditions for Electronic Documents at www.sgs.com/terms_e-document.htm. Attention is drawn to the limitation of liability, indemnification and jurisdiction issues defined therein. Any holder of this document is advised that information contained hereon reflects the Company's findings at the time of its intervention only and within the limits of Client's instructions, if any. The Company's sole responsibility is to its Client and this document does not exonerate parties to a transaction from exercising all their rights and obligations under the transaction documents. This document cannot be reproduced except in full, without prior written approval of the Company. Any unauthorized alteration, forgery or falsification of the content or appearance of this document is unlawful and offenders may be prosecuted to the fullest extent of the law.

Date: 2019/11/21

WLAN 802.11n(40M) 5.8G_Hotspot_Back side_CH 159_10mm_ANT 1

Communication System: WLAN 5G; Frequency: 5795 MHz; Duty Cycle: 1:1
Medium parameters used: f = 5795 MHz; σ = 5.965 S/m; ε_r = 48.115; ρ = 1000 kg/m^3
Phantom section: Flat Section
Ambient temperature: 22.3°C; Liquid temperature: 21.8°C

DASY5 Configuration:

- Probe: EX3DV4 – SN3770; ConvF(4.38, 4.38, 4.38); Calibrated: 2019/4/29;
- Sensor-Surface: 2mm (Mechanical Surface Detection)
- Electronics: DAE4 Sn547; Calibrated: 2019/3/22
- Phantom: SAM
- DASY52 52.8.8(1258); SEMCAD X 14.6.10(7373)

Area Scan (101x181x1): Interpolated grid: dx=10 mm, dy=10 mm
Maximum value of SAR (interpolated) = 0.356 W/kg

Zoom Scan (7x7x12)/Cube 0: Measurement grid: dx=4mm, dy=4mm, dz=2mm
Reference Value = 1.450 V/m; Power Drift = 0.04 dB
Peak SAR (extrapolated) = 0.855 W/kg
SAR(1 g) = 0.171 W/kg; SAR(10 g) = 0.056 W/kg
Maximum value of SAR (measured) = 0.343 W/kg



0 dB = 0.343 W/kg = -4.65 dBW/kg

Unless otherwise stated the results shown in this test report refer only to the sample(s) tested and such sample(s) are retained for 90 days only.
除非另有說明，此報告結果僅對測試之樣品負責，同時此樣品僅保留90天。本報告未經本公司書面許可，不可部份複製。
This document is issued by the Company subject to its General Conditions of Service printed overleaf, available on request or accessible at www.sgs.com/terms_and_conditions.htm and for electronic format documents, subject to Terms and Conditions for Electronic Documents at www.sgs.com/terms_e-document.htm. Attention is drawn to the limitation of liability, indemnification and jurisdiction issues defined therein. Any holder of this document is advised that information contained hereon reflects the Company's findings at the time of its intervention only and within the limits of Client's instructions, if any. The Company's sole responsibility is to its Client and this document does not exonerate parties to a transaction from exercising all their rights and obligations under the transaction documents. This document cannot be reproduced except in full, without prior written approval of the Company. Any unauthorized alteration, forgery or falsification of the content or appearance of this document is unlawful and offenders may be prosecuted to the fullest extent of the law.

6. SAR System Performance Verification

Date: 2019/11/15

Dipole 750 MHz_SN:1015_Head

Communication System: CW; Frequency: 750 MHz; Duty Cycle: 1:1
Medium parameters used: f = 750 MHz; σ = 0.886 S/m; ε_r = 41.619; ρ = 1000 kg/m^3
Phantom section: Flat Section
Ambient temperature: 22.2°C; Liquid temperature: 21.8°C

DASY5 Configuration:

- Probe: EX3DV4 – SN3665; ConvF(9.77, 9.77, 9.77); Calibrated: 2019/8/30;
- Sensor-Surface: 2mm (Mechanical Surface Detection)
- Electronics: DAE4 Sn1260; Calibrated: 2019/9/11
- Phantom: SAM
- DASY52 52.8.8(1258); SEMCAD X 14.6.10(7373)

Area Scan (41x121x1): Interpolated grid: dx=15 mm, dy=15 mm
Maximum value of SAR (interpolated) = 2.53 W/kg

Zoom Scan (7x7x7)/Cube 0: Measurement grid: dx=5mm, dy=5mm, dz=5mm
Reference Value = 55.14 V/m; Power Drift = -0.04 dB
Peak SAR (extrapolated) = 2.87 W/kg
SAR(1 g) = 2.14 W/kg; SAR(10 g) = 1.41 W/kg
Maximum value of SAR (measured) = 2.50 W/kg

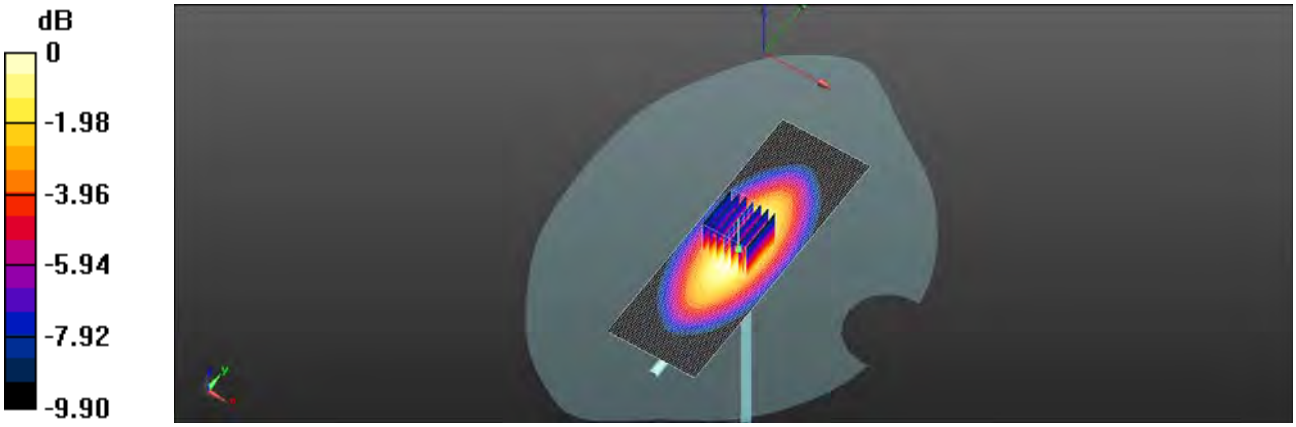

0 dB = 2.50 W/kg = 3.97 dBW/kg

Unless otherwise stated the results shown in this test report refer only to the sample(s) tested and such sample(s) are retained for 90 days only.
除非另有說明，此報告結果僅對測試之樣品負責，同時此樣品僅保留90天。本報告未經本公司書面許可，不可部份複製。
This document is issued by the Company subject to its General Conditions of Service printed overleaf, available on request or accessible at www.sgs.com/terms_and_conditions.htm and for electronic format documents, subject to Terms and Conditions for Electronic Documents at www.sgs.com/terms_e-document.htm. Attention is drawn to the limitation of liability, indemnification and jurisdiction issues defined therein. Any holder of this document is advised that information contained hereon reflects the Company's findings at the time of its intervention only and within the limits of Client's instructions, if any. The Company's sole responsibility is to its Client and this document does not exonerate parties to a transaction from exercising all their rights and obligations under the transaction documents. This document cannot be reproduced except in full, without prior written approval of the Company. Any unauthorized alteration, forgery or falsification of the content or appearance of this document is unlawful and offenders may be prosecuted to the fullest extent of the law.

Date: 2019/11/16

Dipole 750 MHz_SN:1078_Body

Communication System: CW; Frequency: 750 MHz; Duty Cycle: 1:1
Medium parameters used: f = 750 MHz; σ = 0.956 S/m; ε_r = 55.22; ρ = 1000 kg/m^3
Phantom section: Flat Section
Ambient temperature: 22.1°C; Liquid temperature: 21.9°C

DASY5 Configuration:

- Probe: EX3DV4 – SN3665; ConvF(10, 10, 10); Calibrated: 2019/8/30;
- Sensor-Surface: 2mm (Mechanical Surface Detection)
- Electronics: DAE4 Sn1260; Calibrated: 2019/9/11
- Phantom: SAM
- DASY52 52.8.8(1258); SEMCAD X 14.6.10(7373)

Area Scan (51x141x1): Interpolated grid: dx=15 mm, dy=15 mm
Maximum value of SAR (interpolated) = 2.61 W/kg

Zoom Scan (7x7x7)/Cube 0: Measurement grid: dx=5mm, dy=5mm, dz=5mm
Reference Value = 54.19 V/m; Power Drift = 0.01 dB
Peak SAR (extrapolated) = 3.11 W/kg
SAR(1 g) = 2.15 W/kg; SAR(10 g) = 1.41 W/kg
Maximum value of SAR (measured) = 2.65 W/kg

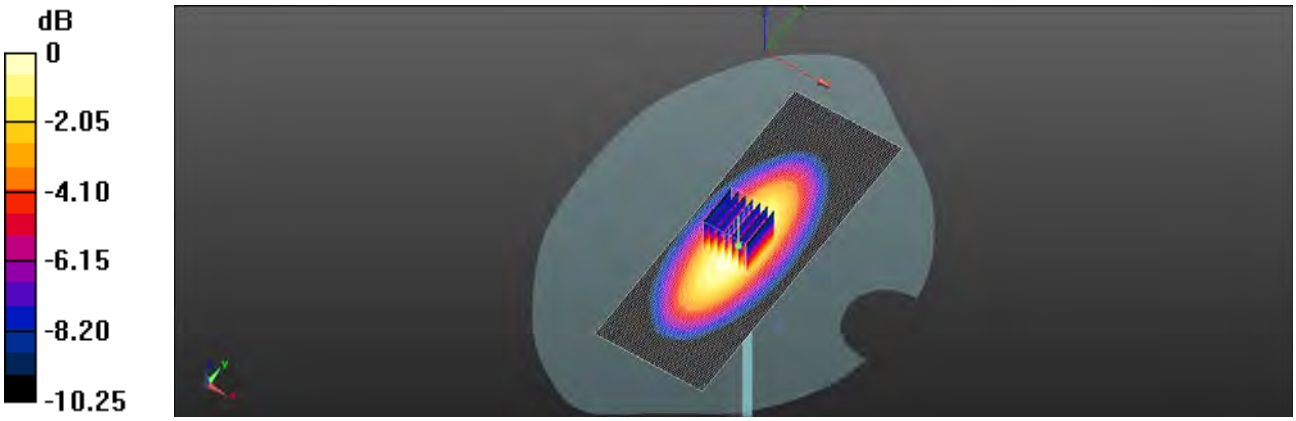

0 dB = 2.65 W/kg = 4.23 dBW/kg

Unless otherwise stated the results shown in this test report refer only to the sample(s) tested and such sample(s) are retained for 90 days only.
除非另有說明，此報告結果僅對測試之樣品負責，同時此樣品僅保留90天。本報告未經本公司書面許可，不可部份複製。
This document is issued by the Company subject to its General Conditions of Service printed overleaf, available on request or accessible at www.sgs.com/terms_and_conditions.htm and for electronic format documents, subject to Terms and Conditions for Electronic Documents at www.sgs.com/terms_e-document.htm. Attention is drawn to the limitation of liability, indemnification and jurisdiction issues defined therein. Any holder of this document is advised that information contained hereon reflects the Company's findings at the time of its intervention only and within the limits of Client's instructions, if any. The Company's sole responsibility is to its Client and this document does not exonerate parties to a transaction from exercising all their rights and obligations under the transaction documents. This document cannot be reproduced except in full, without prior written approval of the Company. Any unauthorized alteration, forgery or falsification of the content or appearance of this document is unlawful and offenders may be prosecuted to the fullest extent of the law.

Date: 2019/11/17

Dipole 835 MHz_SN:4d063_Head

Communication System: CW; Frequency: 835 MHz; Duty Cycle: 1:1
Medium parameters used: f = 835 MHz; σ = 0.894 S/m; ε_r = 41.301; ρ = 1000 kg/m^3
Phantom section: Flat Section
Ambient temperature: 22.1°C; Liquid temperature: 21.8°C

DASY5 Configuration:

- Probe: EX3DV4 – SN3665; ConvF(9.47, 9.47, 9.47); Calibrated: 2019/8/30;
- Sensor-Surface: 2mm (Mechanical Surface Detection)
- Electronics: DAE4 Sn1260; Calibrated: 2019/9/11
- Phantom: SAM
- DASY52 52.8.8(1258); SEMCAD X 14.6.10(7373)

Area Scan (41x121x1): Interpolated grid: dx=15 mm, dy=15 mm
Maximum value of SAR (interpolated) = 3.06 W/kg

Zoom Scan (7x7x7)/Cube 0: Measurement grid: dx=5mm, dy=5mm, dz=5mm
Reference Value = 58.61 V/m; Power Drift = -0.05 dB
Peak SAR (extrapolated) = 3.53 W/kg
SAR(1 g) = 2.43 W/kg; SAR(10 g) = 1.58 W/kg
Maximum value of SAR (measured) = 3.06 W/kg

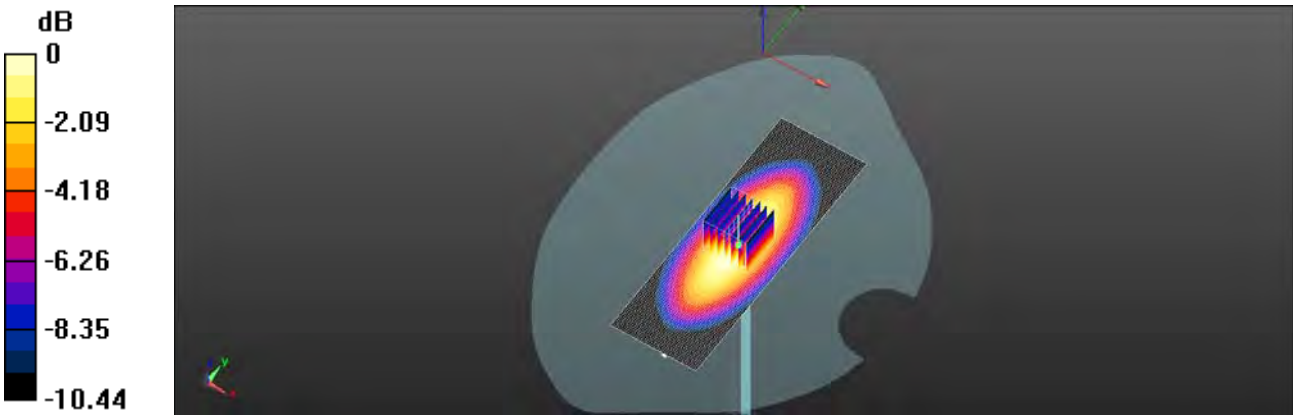

0 dB = 3.06 W/kg = 4.85 dBW/kg

Unless otherwise stated the results shown in this test report refer only to the sample(s) tested and such sample(s) are retained for 90 days only.
除非另有說明，此報告結果僅對測試之樣品負責，同時此樣品僅保留90天。本報告未經本公司書面許可，不可部份複製。
This document is issued by the Company subject to its General Conditions of Service printed overleaf, available on request or accessible at www.sgs.com/terms_and_conditions.htm and for electronic format documents, subject to Terms and Conditions for Electronic Documents at www.sgs.com/terms_e-document.htm. Attention is drawn to the limitation of liability, indemnification and jurisdiction issues defined therein. Any holder of this document is advised that information contained hereon reflects the Company's findings at the time of its intervention only and within the limits of Client's instructions, if any. The Company's sole responsibility is to its Client and this document does not exonerate parties to a transaction from exercising all their rights and obligations under the transaction documents. This document cannot be reproduced except in full, without prior written approval of the Company. Any unauthorized alteration, forgery or falsification of the content or appearance of this document is unlawful and offenders may be prosecuted to the fullest extent of the law.

Date: 2019/11/17

Dipole 835 MHz_SN:4d092_Body

Communication System: CW; Frequency: 835 MHz; Duty Cycle: 1:1
Medium parameters used: f = 835 MHz; σ = 0.963 S/m; ε_r = 54.861; ρ = 1000 kg/m^3
Phantom section: Flat Section
Ambient temperature: 22.3°C; Liquid temperature: 21.7°C

DASY5 Configuration:

- Probe: EX3DV4 – SN3665; ConvF(9.77, 9.77, 9.77); Calibrated: 2019/8/30;
- Sensor-Surface: 2mm (Mechanical Surface Detection)
- Electronics: DAE4 Sn1260; Calibrated: 2019/9/11
- Phantom: SAM
- DASY52 52.8.8(1258); SEMCAD X 14.6.10(7373)

Area Scan (51x111x1): Interpolated grid: dx=15 mm, dy=15 mm
Maximum value of SAR (interpolated) = 3.14 W/kg

Zoom Scan (7x7x7)/Cube 0: Measurement grid: dx=5mm, dy=5mm, dz=5mm
Reference Value = 58.76 V/m; Power Drift = 0.01 dB
Peak SAR (extrapolated) = 3.77 W/kg
SAR(1 g) = 2.41 W/kg; SAR(10 g) = 1.56 W/kg
Maximum value of SAR (measured) = 3.20 W/kg

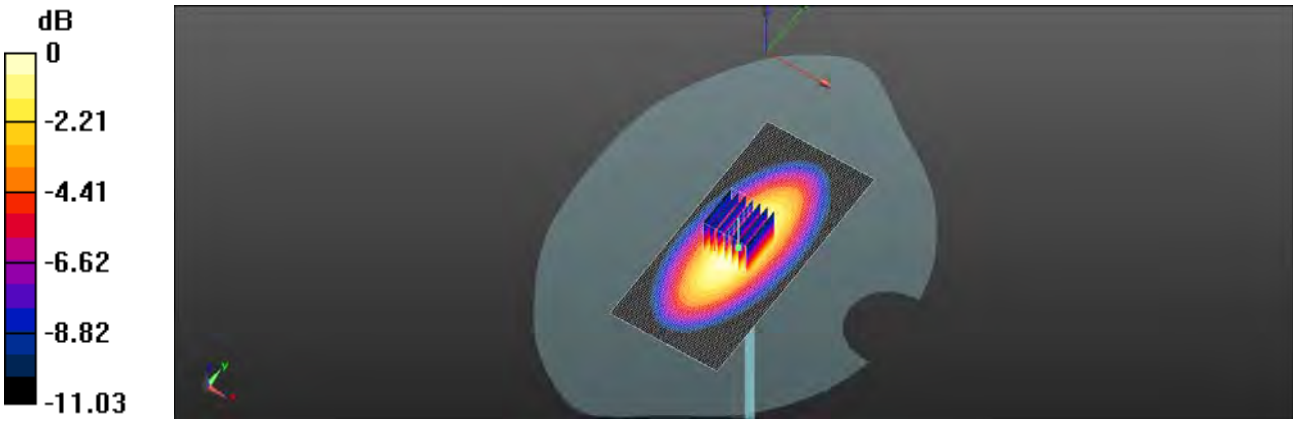

0 dB = 3.20 W/kg = 5.05 dBW/kg

Unless otherwise stated the results shown in this test report refer only to the sample(s) tested and such sample(s) are retained for 90 days only.
除非另有說明，此報告結果僅對測試之樣品負責，同時此樣品僅保留90天。本報告未經本公司書面許可，不可部份複製。
This document is issued by the Company subject to its General Conditions of Service printed overleaf, available on request or accessible at www.sgs.com/terms_and_conditions.htm and for electronic format documents, subject to Terms and Conditions for Electronic Documents at www.sgs.com/terms_e-document.htm. Attention is drawn to the limitation of liability, indemnification and jurisdiction issues defined therein. Any holder of this document is advised that information contained hereon reflects the Company's findings at the time of its intervention only and within the limits of Client's instructions, if any. The Company's sole responsibility is to its Client and this document does not exonerate parties to a transaction from exercising all their rights and obligations under the transaction documents. This document cannot be reproduced except in full, without prior written approval of the Company. Any unauthorized alteration, forgery or falsification of the content or appearance of this document is unlawful and offenders may be prosecuted to the fullest extent of the law.

Date: 2019/11/18

Dipole 1750 MHz_SN:1008_Head

Communication System: CW; Frequency: 1750 MHz; Duty Cycle: 1:1
Medium parameters used: f = 1750 MHz; σ = 1.382 S/m; ε_r = 40.293; ρ = 1000 kg/m^3
Phantom section: Flat Section
Ambient temperature: 22.4°C; Liquid temperature: 21.8°C

DASY5 Configuration:

- Probe: EX3DV4 – SN3665; ConvF(8.34, 8.34, 8.34); Calibrated: 2019/8/30;
- Sensor-Surface: 2mm (Mechanical Surface Detection)
- Electronics: DAE4 Sn1260; Calibrated: 2019/9/11
- Phantom: SAM
- DASY52 52.8.8(1258); SEMCAD X 14.6.10(7373)

Area Scan (51x101x1): Interpolated grid: dx=15 mm, dy=15 mm
Maximum value of SAR (interpolated) = 11.8 W/kg

Zoom Scan (7x7x7)/Cube 0: Measurement grid: dx=5mm, dy=5mm, dz=5mm
Reference Value = 96.75 V/m; Power Drift = -0.01 dB
Peak SAR (extrapolated) = 14.8 W/kg
SAR(1 g) = 9.16 W/kg; SAR(10 g) = 4.85 W/kg
Maximum value of SAR (measured) = 11.6 W/kg

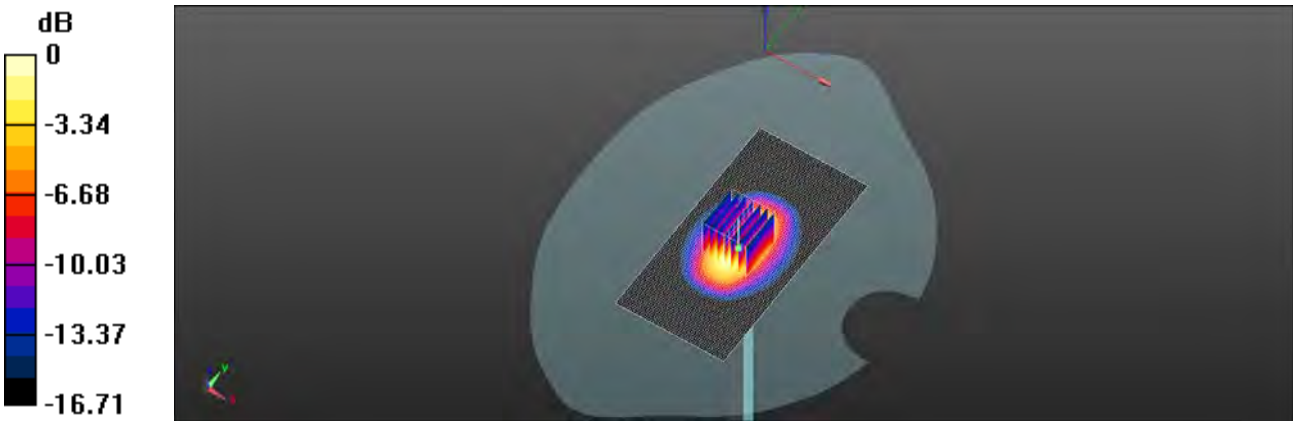

0 dB = 11.6 W/kg = 10.65 dBW/kg

Unless otherwise stated the results shown in this test report refer only to the sample(s) tested and such sample(s) are retained for 90 days only.
除非另有說明，此報告結果僅對測試之樣品負責，同時此樣品僅保留90天。本報告未經本公司書面許可，不可部份複製。
This document is issued by the Company subject to its General Conditions of Service printed overleaf, available on request or accessible at www.sgs.com/terms_and_conditions.htm and for electronic format documents, subject to Terms and Conditions for Electronic Documents at www.sgs.com/terms_e-document.htm. Attention is drawn to the limitation of liability, indemnification and jurisdiction issues defined therein. Any holder of this document is advised that information contained hereon reflects the Company's findings at the time of its intervention only and within the limits of Client's instructions, if any. The Company's sole responsibility is to its Client and this document does not exonerate parties to a transaction from exercising all their rights and obligations under the transaction documents. This document cannot be reproduced except in full, without prior written approval of the Company. Any unauthorized alteration, forgery or falsification of the content or appearance of this document is unlawful and offenders may be prosecuted to the fullest extent of the law.

Date: 2019/11/18

Dipole 1750 MHz_SN:1023_Body

Communication System: CW; Frequency: 1750 MHz; Duty Cycle: 1:1
Medium parameters used: f = 1750 MHz; σ = 1.503 S/m; ε_r = 54.026; ρ = 1000 kg/m^3
Phantom section: Flat Section
Ambient temperature: 22.1°C; Liquid temperature: 21.7°C

DASY5 Configuration:

- Probe: EX3DV4 – SN3665; ConvF(8.06, 8.06, 8.06); Calibrated: 2019/8/30;
- Sensor-Surface: 2mm (Mechanical Surface Detection)
- Electronics: DAE4 Sn1260; Calibrated: 2019/9/11
- Phantom: SAM
- DASY52 52.8.8(1258); SEMCAD X 14.6.10(7373)

Area Scan (51x101x1): Interpolated grid: dx=15 mm, dy=15 mm
Maximum value of SAR (interpolated) = 14.7 W/kg

Zoom Scan (7x7x7)/Cube 0: Measurement grid: dx=5mm, dy=5mm, dz=5mm
Reference Value = 96.54 V/m; Power Drift = -0.04 dB
Peak SAR (extrapolated) = 15.9 W/kg
SAR(1 g) = 9.17 W/kg; SAR(10 g) = 4.95 W/kg
Maximum value of SAR (measured) = 12.7 W/kg

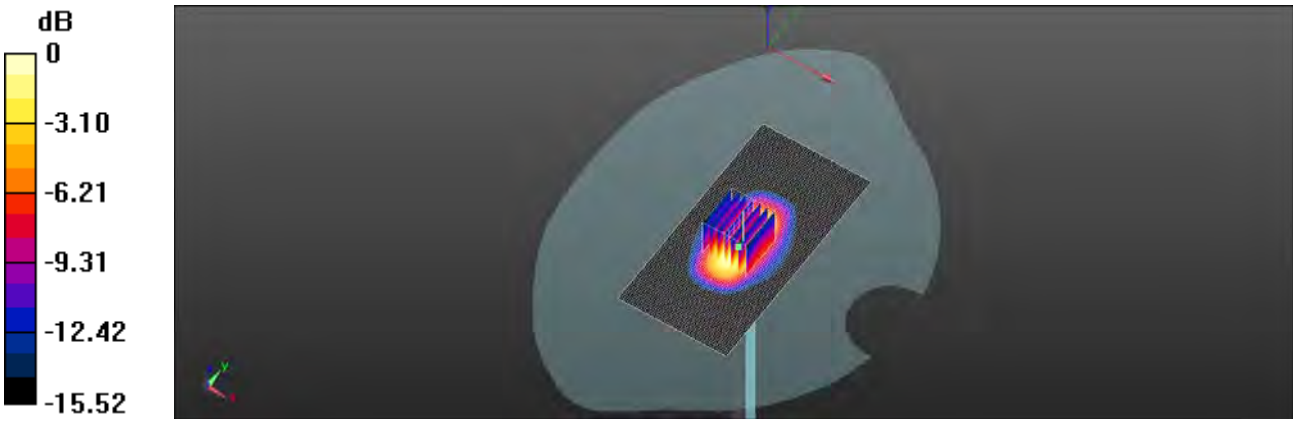

0 dB = 12.7 W/kg = 11.05 dBW/kg

Unless otherwise stated the results shown in this test report refer only to the sample(s) tested and such sample(s) are retained for 90 days only.
除非另有說明，此報告結果僅對測試之樣品負責，同時此樣品僅保留90天。本報告未經本公司書面許可，不可部份複製。
This document is issued by the Company subject to its General Conditions of Service printed overleaf, available on request or accessible at www.sgs.com/terms_and_conditions.htm and for electronic format documents, subject to Terms and Conditions for Electronic Documents at www.sgs.com/terms_e-document.htm. Attention is drawn to the limitation of liability, indemnification and jurisdiction issues defined therein. Any holder of this document is advised that information contained hereon reflects the Company's findings at the time of its intervention only and within the limits of Client's instructions, if any. The Company's sole responsibility is to its Client and this document does not exonerate parties to a transaction from exercising all their rights and obligations under the transaction documents. This document cannot be reproduced except in full, without prior written approval of the Company. Any unauthorized alteration, forgery or falsification of the content or appearance of this document is unlawful and offenders may be prosecuted to the fullest extent of the law.

Date: 2019/11/19

Dipole 1900 MHz_SN:5d173_Head

Communication System: CW; Frequency: 1900 MHz; Duty Cycle: 1:1
Medium parameters used: f = 1900 MHz; σ = 1.409 S/m; ε_r = 40.208; ρ = 1000 kg/m^3
Phantom section: Flat Section
Ambient temperature: 22.2°C; Liquid temperature: 21.7°C

DASY5 Configuration:

- Probe: EX3DV4 – SN3665; ConvF(8.03, 8.03, 8.03); Calibrated: 2019/8/30;
- Sensor-Surface: 2mm (Mechanical Surface Detection)
- Electronics: DAE4 Sn1260; Calibrated: 2019/9/11
- Phantom: SAM
- DASY52 52.8.8(1258); SEMCAD X 14.6.10(7373)

Area Scan (51x61x1): Interpolated grid: dx=15 mm, dy=15 mm
Maximum value of SAR (interpolated) = 14.2 W/kg

Zoom Scan (7x7x7)/Cube 0: Measurement grid: dx=5mm, dy=5mm, dz=5mm
Reference Value = 100.4 V/m; Power Drift = 0.02 dB
Peak SAR (extrapolated) = 17.7 W/kg
SAR(1 g) = 9.87 W/kg; SAR(10 g) = 5.19 W/kg
Maximum value of SAR (measured) = 14.0 W/kg

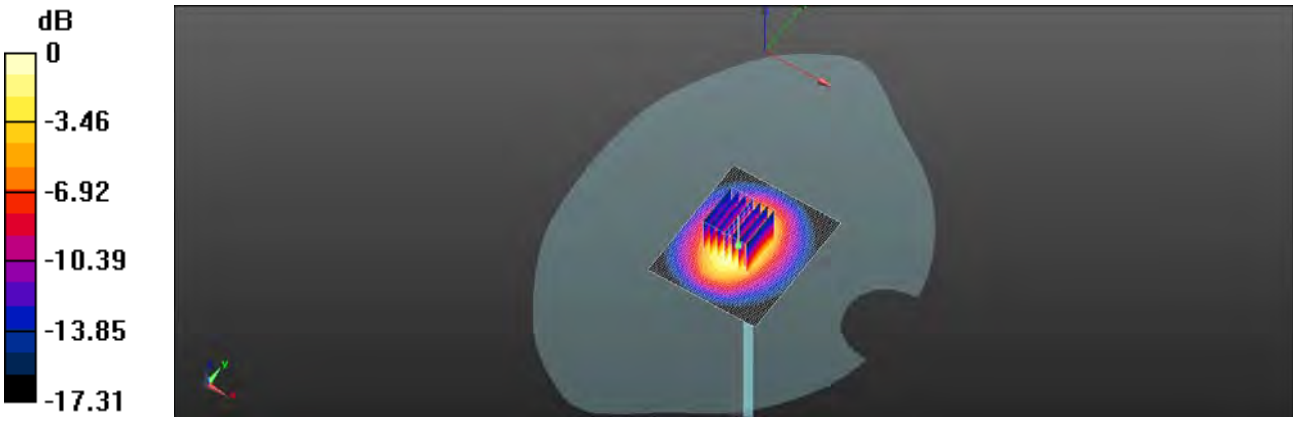

0 dB = 14.0 W/kg = 11.46 dBW/kg

Unless otherwise stated the results shown in this test report refer only to the sample(s) tested and such sample(s) are retained for 90 days only.
除非另有說明，此報告結果僅對測試之樣品負責，同時此樣品僅保留90天。本報告未經本公司書面許可，不可部份複製。
This document is issued by the Company subject to its General Conditions of Service printed overleaf, available on request or accessible at www.sgs.com/terms_and_conditions.htm and for electronic format documents, subject to Terms and Conditions for Electronic Documents at www.sgs.com/terms_e-document.htm. Attention is drawn to the limitation of liability, indemnification and jurisdiction issues defined therein. Any holder of this document is advised that information contained hereon reflects the Company's findings at the time of its intervention only and within the limits of Client's instructions, if any. The Company's sole responsibility is to its Client and this document does not exonerate parties to a transaction from exercising all their rights and obligations under the transaction documents. This document cannot be reproduced except in full, without prior written approval of the Company. Any unauthorized alteration, forgery or falsification of the content or appearance of this document is unlawful and offenders may be prosecuted to the fullest extent of the law.

Date: 2019/11/19

Dipole 1900 MHz_SN:5d142_Body

Communication System: CW; Frequency: 1900 MHz; Duty Cycle: 1:1
Medium parameters used: f = 1900 MHz; σ = 1.532 S/m; ε_r = 53.758; ρ = 1000 kg/m^3
Phantom section: Flat Section
Ambient temperature: 22.2°C; Liquid temperature: 21.6°C

DASY5 Configuration:

- Probe: EX3DV4 – SN3665; ConvF(7.73, 7.73, 7.73); Calibrated: 2019/8/30;
- Sensor-Surface: 2mm (Mechanical Surface Detection)
- Electronics: DAE4 Sn1260; Calibrated: 2019/9/11
- Phantom: SAM
- DASY52 52.8.8(1258); SEMCAD X 14.6.10(7373)

Area Scan (41x71x1): Interpolated grid: dx=15 mm, dy=15 mm
Maximum value of SAR (interpolated) = 15.9 W/kg

Zoom Scan (7x7x7)/Cube 0: Measurement grid: dx=5mm, dy=5mm, dz=5mm
Reference Value = 97.02 V/m; Power Drift = -0.02 dB
Peak SAR (extrapolated) = 18.9 W/kg
SAR(1 g) = 9.81 W/kg; SAR(10 g) = 5.19 W/kg
Maximum value of SAR (measured) = 14.9 W/kg

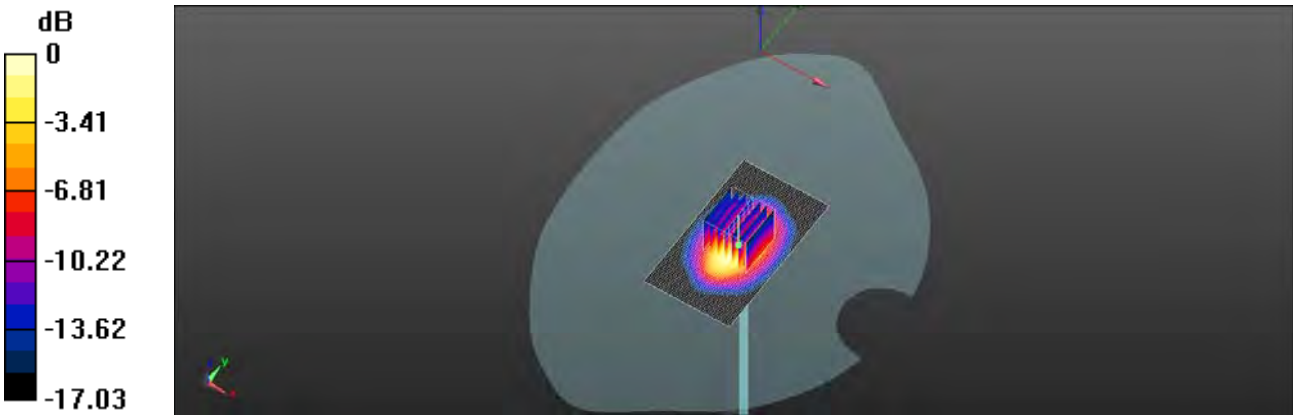

0 dB = 14.9 W/kg = 11.73 dBW/kg

Unless otherwise stated the results shown in this test report refer only to the sample(s) tested and such sample(s) are retained for 90 days only.
除非另有說明，此報告結果僅對測試之樣品負責，同時此樣品僅保留90天。本報告未經本公司書面許可，不可部份複製。
This document is issued by the Company subject to its General Conditions of Service printed overleaf, available on request or accessible at www.sgs.com/terms_and_conditions.htm and for electronic format documents, subject to Terms and Conditions for Electronic Documents at www.sgs.com/terms_e-document.htm. Attention is drawn to the limitation of liability, indemnification and jurisdiction issues defined therein. Any holder of this document is advised that information contained hereon reflects the Company's findings at the time of its intervention only and within the limits of Client's instructions, if any. The Company's sole responsibility is to its Client and this document does not exonerate parties to a transaction from exercising all their rights and obligations under the transaction documents. This document cannot be reproduced except in full, without prior written approval of the Company. Any unauthorized alteration, forgery or falsification of the content or appearance of this document is unlawful and offenders may be prosecuted to the fullest extent of the law.

Date: 2019/11/18

Dipole 2450 MHz_SN:727_Head

Communication System: CW; Frequency: 2450 MHz; Duty Cycle: 1:1
Medium parameters used: f = 2450 MHz; σ = 1.783 S/m; ε_r = 38.796; ρ = 1000 kg/m^3
Phantom section: Flat Section
Ambient temperature: 22.1°C; Liquid temperature: 21.8°C

DASY5 Configuration:

- Probe: EX3DV4 – SN3770; ConvF(7.48, 7.48, 7.48); Calibrated: 2019/4/29;
- Sensor-Surface: 2mm (Mechanical Surface Detection)
- Electronics: DAE4 Sn547; Calibrated: 2019/3/22
- Phantom: SAM
- DASY52 52.8.8(1258); SEMCAD X 14.6.10(7373)

Area Scan (51x101x1): Interpolated grid: dx=12 mm, dy=12 mm
Maximum value of SAR (interpolated) = 20.6 W/kg

Zoom Scan (7x7x7)/Cube 0: Measurement grid: dx=5mm, dy=5mm, dz=5mm
Reference Value = 105.8 V/m; Power Drift = -0.03 dB
Peak SAR (extrapolated) = 26.8 W/kg
SAR(1 g) = 13.8 W/kg; SAR(10 g) = 6.31 W/kg
Maximum value of SAR (measured) = 19.6 W/kg

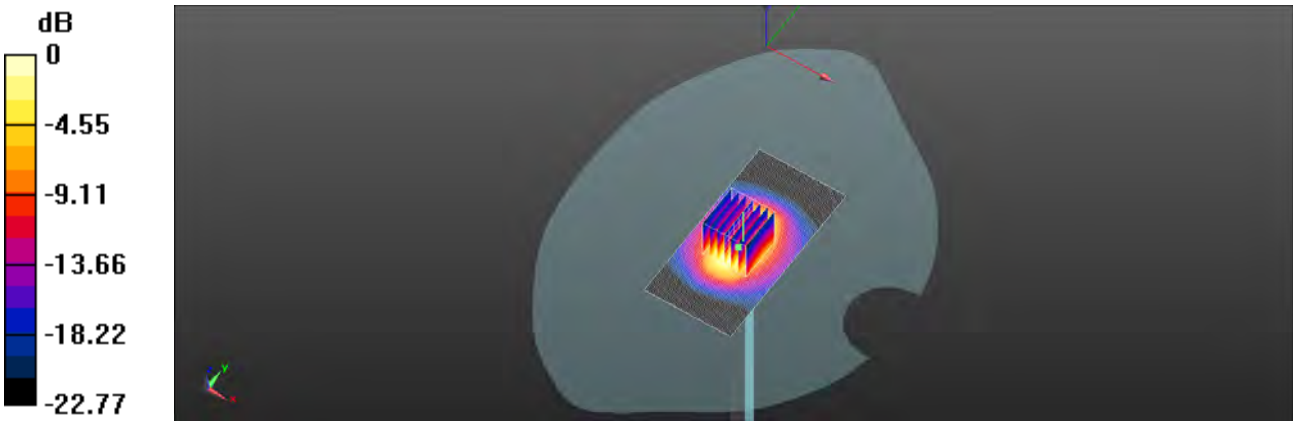

0 dB = 19.6 W/kg = 12.93 dBW/kg

Unless otherwise stated the results shown in this test report refer only to the sample(s) tested and such sample(s) are retained for 90 days only.
除非另有說明，此報告結果僅對測試之樣品負責，同時此樣品僅保留90天。本報告未經本公司書面許可，不可部份複製。
This document is issued by the Company subject to its General Conditions of Service printed overleaf, available on request or accessible at www.sgs.com/terms_and_conditions.htm and for electronic format documents, subject to Terms and Conditions for Electronic Documents at www.sgs.com/terms_e-document.htm. Attention is drawn to the limitation of liability, indemnification and jurisdiction issues defined therein. Any holder of this document is advised that information contained hereon reflects the Company's findings at the time of its intervention only and within the limits of Client's instructions, if any. The Company's sole responsibility is to its Client and this document does not exonerate parties to a transaction from exercising all their rights and obligations under the transaction documents. This document cannot be reproduced except in full, without prior written approval of the Company. Any unauthorized alteration, forgery or falsification of the content or appearance of this document is unlawful and offenders may be prosecuted to the fullest extent of the law.

Date: 2019/11/20

Dipole 2450 MHz_SN:869_Body

Communication System: CW; Frequency: 2450 MHz; Duty Cycle: 1:1
Medium parameters used: f = 2450 MHz; σ = 1.93 S/m; ε_r = 52.162; ρ = 1000 kg/m^3
Phantom section: Flat Section
Ambient temperature: 22.0°C; Liquid temperature: 21.8°C

DASY5 Configuration:

- Probe: EX3DV4 – SN3665; ConvF(7.32, 7.32, 7.32); Calibrated: 2019/8/30;
- Sensor-Surface: 2mm (Mechanical Surface Detection)
- Electronics: DAE4 Sn1260; Calibrated: 2019/9/11
- Phantom: SAM
- DASY52 52.8.8(1258); SEMCAD X 14.6.10(7373)

Area Scan (51x101x1): Interpolated grid: dx=12 mm, dy=12 mm
Maximum value of SAR (interpolated) = 21.2 W/kg

Zoom Scan (7x7x7)/Cube 0: Measurement grid: dx=5mm, dy=5mm, dz=5mm
Reference Value = 102.5 V/m; Power Drift = 0.02 dB
Peak SAR (extrapolated) = 28.4 W/kg
SAR(1 g) = 13.4 W/kg; SAR(10 g) = 6.23 W/kg
Maximum value of SAR (measured) = 21.0 W/kg

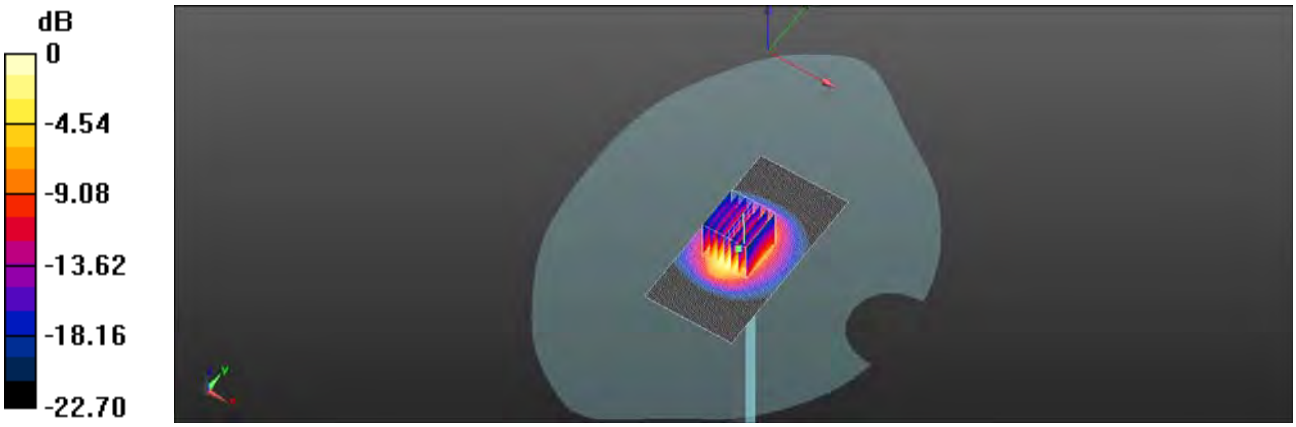

0 dB = 21.0 W/kg = 13.23 dBW/kg

Unless otherwise stated the results shown in this test report refer only to the sample(s) tested and such sample(s) are retained for 90 days only.
除非另有說明，此報告結果僅對測試之樣品負責，同時此樣品僅保留90天。本報告未經本公司書面許可，不可部份複製。
This document is issued by the Company subject to its General Conditions of Service printed overleaf, available on request or accessible at www.sgs.com/terms_and_conditions.htm and for electronic format documents, subject to Terms and Conditions for Electronic Documents at www.sgs.com/terms_e-document.htm. Attention is drawn to the limitation of liability, indemnification and jurisdiction issues defined therein. Any holder of this document is advised that information contained hereon reflects the Company's findings at the time of its intervention only and within the limits of Client's instructions, if any. The Company's sole responsibility is to its Client and this document does not exonerate parties to a transaction from exercising all their rights and obligations under the transaction documents. This document cannot be reproduced except in full, without prior written approval of the Company. Any unauthorized alteration, forgery or falsification of the content or appearance of this document is unlawful and offenders may be prosecuted to the fullest extent of the law.

Date: 2019/11/18

Dipole 2600 MHz_SN:1005_Head

Communication System: CW; Frequency: 2600 MHz; Duty Cycle: 1:1
Medium parameters used: f = 2600 MHz; σ = 1.941 S/m; ε_r = 38.584; ρ = 1000 kg/m^3
Phantom section: Flat Section
Ambient temperature: 22.3°C; Liquid temperature: 21.6°C

DASY5 Configuration:

- Probe: EX3DV4 – SN3770; ConvF(7.3, 7.3, 7.3); Calibrated: 2019/4/29;
- Sensor-Surface: 2mm (Mechanical Surface Detection)
- Electronics: DAE4 Sn547; Calibrated: 2019/3/22
- Phantom: SAM
- DASY52 52.8.8(1258); SEMCAD X 14.6.10(7373)

Area Scan (51x91x1): Interpolated grid: dx=12 mm, dy=12 mm
Maximum value of SAR (interpolated) = 24.9 W/kg

Zoom Scan (7x7x7)/Cube 0: Measurement grid: dx=5mm, dy=5mm, dz=5mm
Reference Value = 108.1 V/m; Power Drift = 0.05 dB
Peak SAR (extrapolated) = 32.1 W/kg
SAR(1 g) = 14.3 W/kg; SAR(10 g) = 6.31 W/kg
Maximum value of SAR (measured) = 23.4 W/kg

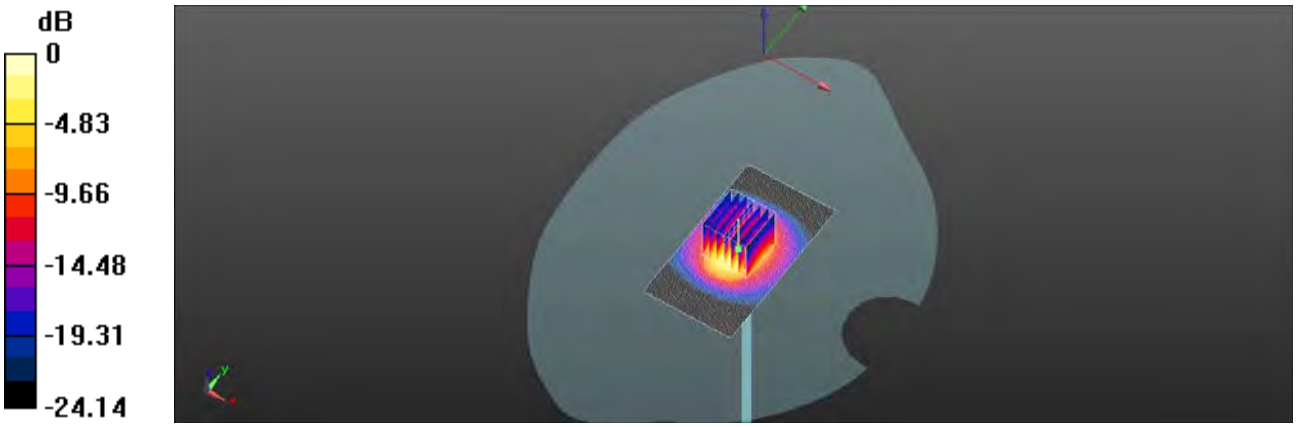

0 dB = 23.4 W/kg = 13.69 dBW/kg

Unless otherwise stated the results shown in this test report refer only to the sample(s) tested and such sample(s) are retained for 90 days only.
除非另有說明，此報告結果僅對測試之樣品負責，同時此樣品僅保留90天。本報告未經本公司書面許可，不可部份複製。
This document is issued by the Company subject to its General Conditions of Service printed overleaf, available on request or accessible at www.sgs.com/terms_and_conditions.htm and for electronic format documents, subject to Terms and Conditions for Electronic Documents at www.sgs.com/terms_e-document.htm. Attention is drawn to the limitation of liability, indemnification and jurisdiction issues defined therein. Any holder of this document is advised that information contained hereon reflects the Company's findings at the time of its intervention only and within the limits of Client's instructions, if any. The Company's sole responsibility is to its Client and this document does not exonerate parties to a transaction from exercising all their rights and obligations under the transaction documents. This document cannot be reproduced except in full, without prior written approval of the Company. Any unauthorized alteration, forgery or falsification of the content or appearance of this document is unlawful and offenders may be prosecuted to the fullest extent of the law.

Date: 2019/11/21

Dipole 2600 MHz_SN:1058_Body

Communication System: CW; Frequency: 2600 MHz; Duty Cycle: 1:1
Medium parameters used: f = 2600 MHz; σ = 2.142 S/m; ε_r = 51.968; ρ = 1000 kg/m^3
Phantom section: Flat Section
Ambient temperature: 22.1°C; Liquid temperature: 21.9°C

DASY5 Configuration:

- Probe: EX3DV4 – SN3665; ConvF(7.3, 7.3, 7.3); Calibrated: 2019/8/30;
- Sensor-Surface: 2mm (Mechanical Surface Detection)
- Electronics: DAE4 Sn1260; Calibrated: 2019/9/11
- Phantom: SAM
- DASY52 52.8.8(1258); SEMCAD X 14.6.10(7373)

Area Scan (51x61x1): Interpolated grid: dx=12 mm, dy=12 mm
Maximum value of SAR (interpolated) = 21.9 W/kg

Zoom Scan (7x7x7)/Cube 0: Measurement grid: dx=5mm, dy=5mm, dz=5mm
Reference Value = 96.79 V/m; Power Drift = -0.02 dB
Peak SAR (extrapolated) = 28.7 W/kg
SAR(1 g) = 14.1 W/kg; SAR(10 g) = 6.35 W/kg
Maximum value of SAR (measured) = 20.6 W/kg

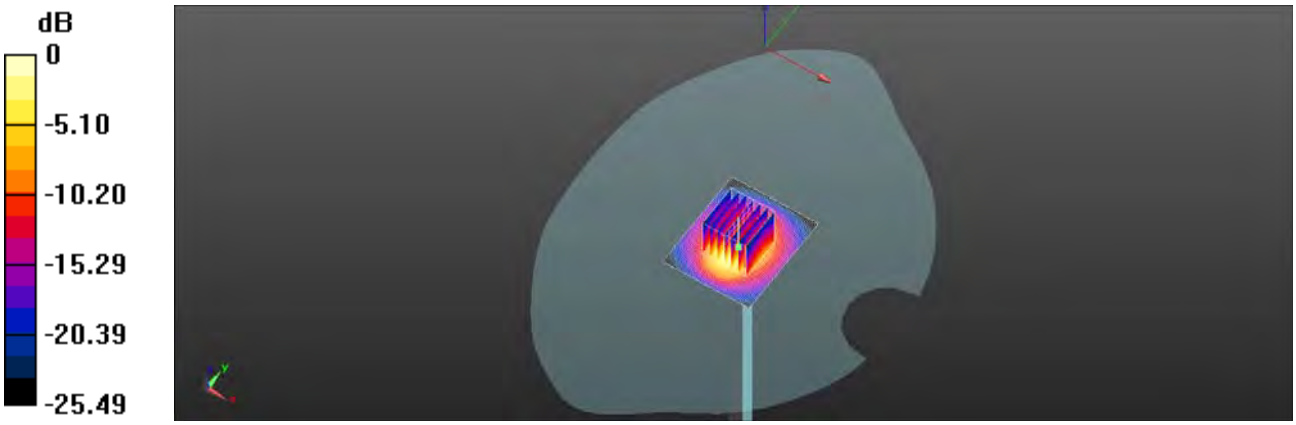

0 dB = 20.6 W/kg = 13.14 dBW/kg

Unless otherwise stated the results shown in this test report refer only to the sample(s) tested and such sample(s) are retained for 90 days only.
除非另有說明，此報告結果僅對測試之樣品負責，同時此樣品僅保留90天。本報告未經本公司書面許可，不可部份複製。
This document is issued by the Company subject to its General Conditions of Service printed overleaf, available on request or accessible at www.sgs.com/terms_and_conditions.htm and for electronic format documents, subject to Terms and Conditions for Electronic Documents at www.sgs.com/terms_e-document.htm. Attention is drawn to the limitation of liability, indemnification and jurisdiction issues defined therein. Any holder of this document is advised that information contained hereon reflects the Company's findings at the time of its intervention only and within the limits of Client's instructions, if any. The Company's sole responsibility is to its Client and this document does not exonerate parties to a transaction from exercising all their rights and obligations under the transaction documents. This document cannot be reproduced except in full, without prior written approval of the Company. Any unauthorized alteration, forgery or falsification of the content or appearance of this document is unlawful and offenders may be prosecuted to the fullest extent of the law.

Date: 2019/11/19

Dipole 5200 MHz_SN:1023_Head

Communication System: CW; Frequency: 5200 MHz; Duty Cycle: 1:1
Medium parameters used: f = 5200 MHz; σ = 4.63 S/m; ε_r = 35.59; ρ = 1000 kg/m^3
Phantom section: Flat Section
Ambient temperature: 22.2°C; Liquid temperature: 21.5°C

DASY5 Configuration:

- Probe: EX3DV4 – SN3770; ConvF(5.3, 5.3, 5.3); Calibrated: 2019/4/29;
- Sensor-Surface: 2mm (Mechanical Surface Detection)
- Electronics: DAE4 Sn547; Calibrated: 2019/3/22
- Phantom: SAM
- DASY52 52.8.8(1258); SEMCAD X 14.6.10(7373)

Area Scan (61x81x1): Interpolated grid: dx=10 mm, dy=10 mm
Maximum value of SAR (interpolated) = 15.2 W/kg

Zoom Scan (7x7x12)/Cube 0: Measurement grid: dx=4mm, dy=4mm, dz=2mm
Reference Value = 59.51 V/m; Power Drift = -0.06 dB
Peak SAR (extrapolated) = 31.0 W/kg
SAR(1 g) = 7.87 W/kg; SAR(10 g) = 2.23 W/kg
Maximum value of SAR (measured) = 15.0 W/kg

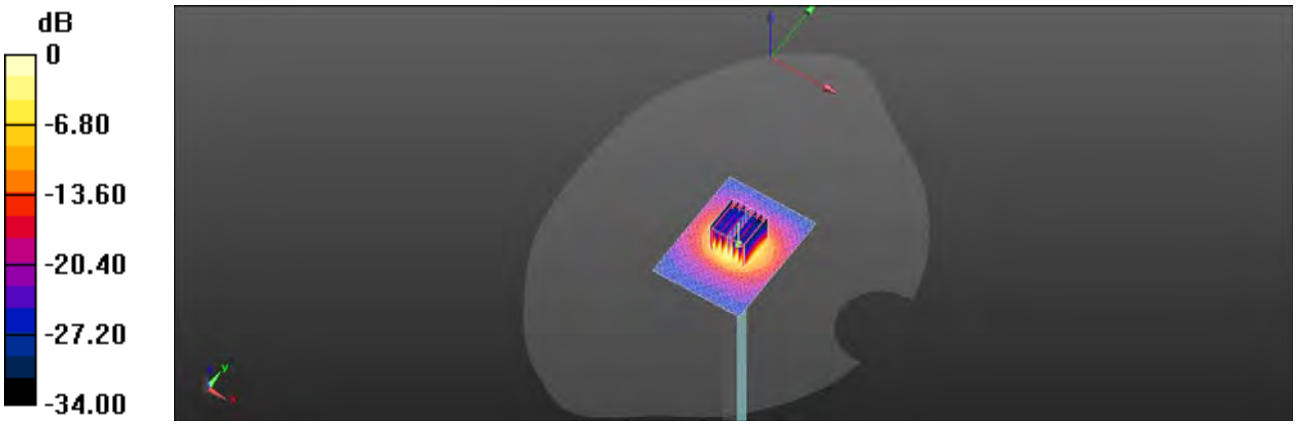

0 dB = 15.0 W/kg = 11.76 dBW/kg

Unless otherwise stated the results shown in this test report refer only to the sample(s) tested and such sample(s) are retained for 90 days only.
除非另有說明，此報告結果僅對測試之樣品負責，同時此樣品僅保留90天。本報告未經本公司書面許可，不可部份複製。
This document is issued by the Company subject to its General Conditions of Service printed overleaf, available on request or accessible at www.sgs.com/terms_and_conditions.htm and for electronic format documents, subject to Terms and Conditions for Electronic Documents at www.sgs.com/terms_e-document.htm. Attention is drawn to the limitation of liability, indemnification and jurisdiction issues defined therein. Any holder of this document is advised that information contained hereon reflects the Company's findings at the time of its intervention only and within the limits of Client's instructions, if any. The Company's sole responsibility is to its Client and this document does not exonerate parties to a transaction from exercising all their rights and obligations under the transaction documents. This document cannot be reproduced except in full, without prior written approval of the Company. Any unauthorized alteration, forgery or falsification of the content or appearance of this document is unlawful and offenders may be prosecuted to the fullest extent of the law.

Date: 2019/11/20

Dipole 5200 MHz_SN:1040_Body

Communication System: CW; Frequency: 5200 MHz; Duty Cycle: 1:1
Medium parameters used: f = 5200 MHz; σ = 5.272 S/m; ε_r = 48.941; ρ = 1000 kg/m^3
Phantom section: Flat Section
Ambient temperature: 22.0°C; Liquid temperature: 21.8°C

DASY5 Configuration:

- Probe: EX3DV4 – SN3770; ConvF(4.61, 4.61, 4.61); Calibrated: 2019/4/29;
- Sensor-Surface: 2mm (Mechanical Surface Detection)
- Electronics: DAE4 Sn547; Calibrated: 2019/3/22
- Phantom: SAM
- DASY52 52.8.8(1258); SEMCAD X 14.6.10(7373)

Area Scan (71x91x1): Interpolated grid: dx=10 mm, dy=10 mm
Maximum value of SAR (interpolated) = 14.9 W/kg

Zoom Scan (7x7x12)/Cube 0: Measurement grid: dx=4mm, dy=4mm, dz=2mm
Reference Value = 56.71 V/m; Power Drift = -0.01 dB
Peak SAR (extrapolated) = 25.5 W/kg
SAR(1 g) = 7.33 W/kg; SAR(10 g) = 2.06 W/kg
Maximum value of SAR (measured) = 14.7 W/kg

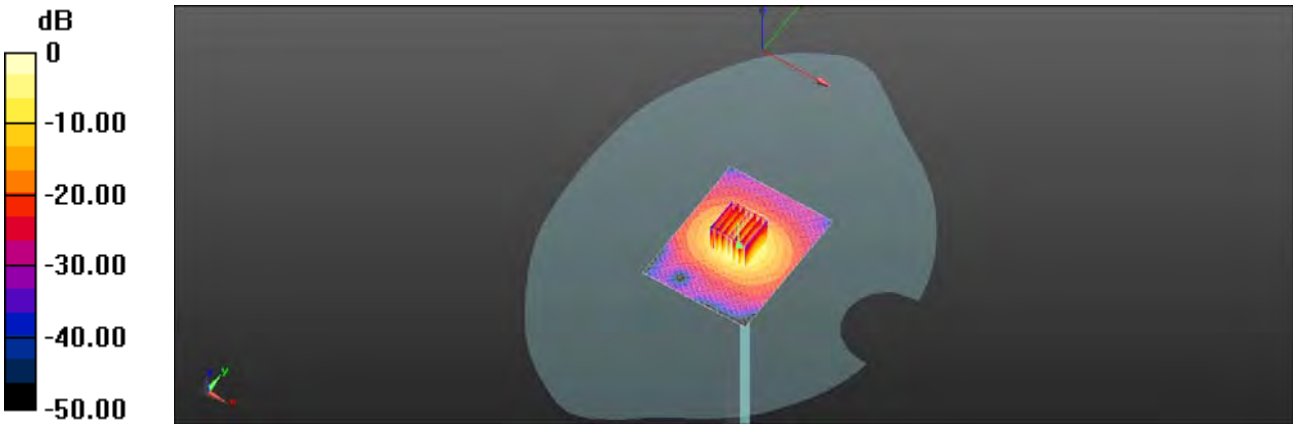

0 dB = 14.7 W/kg = 11.68 dBW/kg

Unless otherwise stated the results shown in this test report refer only to the sample(s) tested and such sample(s) are retained for 90 days only.
除非另有說明，此報告結果僅對測試之樣品負責，同時此樣品僅保留90天。本報告未經本公司書面許可，不可部份複製。
This document is issued by the Company subject to its General Conditions of Service printed overleaf, available on request or accessible at www.sgs.com/terms_and_conditions.htm and for electronic format documents, subject to Terms and Conditions for Electronic Documents at www.sgs.com/terms_e-document.htm. Attention is drawn to the limitation of liability, indemnification and jurisdiction issues defined therein. Any holder of this document is advised that information contained hereon reflects the Company's findings at the time of its intervention only and within the limits of Client's instructions, if any. The Company's sole responsibility is to its Client and this document does not exonerate parties to a transaction from exercising all their rights and obligations under the transaction documents. This document cannot be reproduced except in full, without prior written approval of the Company. Any unauthorized alteration, forgery or falsification of the content or appearance of this document is unlawful and offenders may be prosecuted to the fullest extent of the law.

Date: 2019/11/19

Dipole 5300 MHz_SN:1023_Head

Communication System: CW; Frequency: 5300 MHz; Duty Cycle: 1:1
Medium parameters used: f = 5300 MHz; σ = 4.736 S/m; ε_r = 35.495; ρ = 1000 kg/m^3
Phantom section: Flat Section
Ambient temperature: 22.4°C; Liquid temperature: 21.8°C

DASY5 Configuration:

- Probe: EX3DV4 – SN3770; ConvF(5.3, 5.3, 5.3); Calibrated: 2019/4/29;
- Sensor-Surface: 2mm (Mechanical Surface Detection)
- Electronics: DAE4 Sn547; Calibrated: 2019/3/22
- Phantom: SAM
- DASY52 52.8.8(1258); SEMCAD X 14.6.10(7373)

Area Scan (71x91x1): Interpolated grid: dx=10 mm, dy=10 mm
Maximum value of SAR (interpolated) = 15.7 W/kg

Zoom Scan (7x7x12)/Cube 0: Measurement grid: dx=4mm, dy=4mm, dz=2mm
Reference Value = 58.50 V/m; Power Drift = 0.03 dB
Peak SAR (extrapolated) = 27.8 W/kg
SAR(1 g) = 8.23 W/kg; SAR(10 g) = 2.34 W/kg
Maximum value of SAR (measured) = 16.1 W/kg

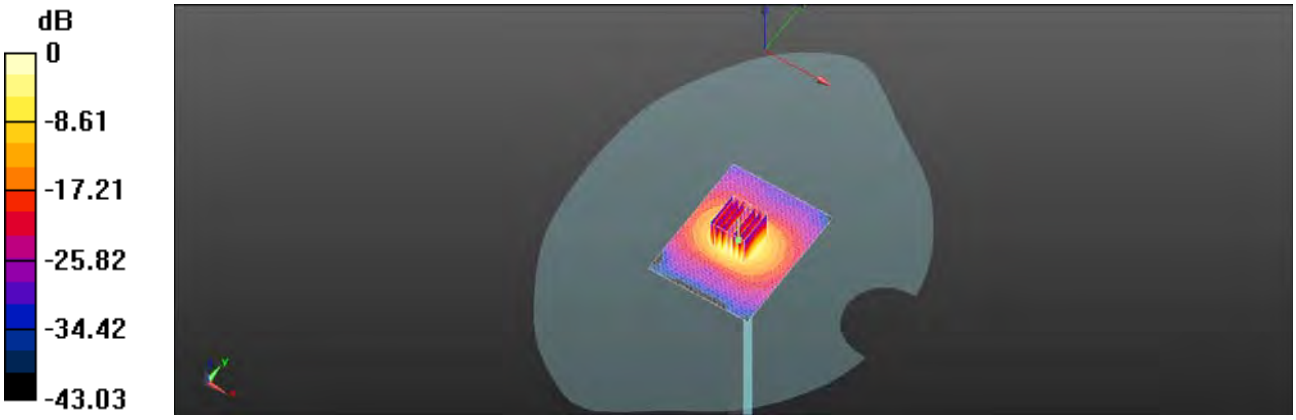

0 dB = 16.1 W/kg = 12.06 dBW/kg

Unless otherwise stated the results shown in this test report refer only to the sample(s) tested and such sample(s) are retained for 90 days only.
除非另有說明，此報告結果僅對測試之樣品負責，同時此樣品僅保留90天。本報告未經本公司書面許可，不可部份複製。
This document is issued by the Company subject to its General Conditions of Service printed overleaf, available on request or accessible at www.sgs.com/terms_and_conditions.htm and for electronic format documents, subject to Terms and Conditions for Electronic Documents at www.sgs.com/terms_e-document.htm. Attention is drawn to the limitation of liability, indemnification and jurisdiction issues defined therein. Any holder of this document is advised that information contained hereon reflects the Company's findings at the time of its intervention only and within the limits of Client's instructions, if any. The Company's sole responsibility is to its Client and this document does not exonerate parties to a transaction from exercising all their rights and obligations under the transaction documents. This document cannot be reproduced except in full, without prior written approval of the Company. Any unauthorized alteration, forgery or falsification of the content or appearance of this document is unlawful and offenders may be prosecuted to the fullest extent of the law.

Date: 2019/11/20

Dipole 5300 MHz_SN:1040_Body

Communication System: CW; Frequency: 5300 MHz; Duty Cycle: 1:1
Medium parameters used: f = 5300 MHz; σ = 5.388 S/m; ε_r = 48.781; ρ = 1000 kg/m^3
Phantom section: Flat Section
Ambient temperature: 22.3°C; Liquid temperature: 21.6°C

DASY5 Configuration:

- Probe: EX3DV4 – SN3770; ConvF(4.61, 4.61, 4.61); Calibrated: 2019/4/29;
- Sensor-Surface: 2mm (Mechanical Surface Detection)
- Electronics: DAE4 Sn547; Calibrated: 2019/3/22
- Phantom: SAM
- DASY52 52.8.8(1258); SEMCAD X 14.6.10(7373)

Area Scan (71x91x1): Interpolated grid: dx=10 mm, dy=10 mm
Maximum value of SAR (interpolated) = 15.1 W/kg

Zoom Scan (7x7x12)/Cube 0: Measurement grid: dx=4mm, dy=4mm, dz=2mm
Reference Value = 56.08 V/m; Power Drift = -0.04 dB
Peak SAR (extrapolated) = 26.7 W/kg
SAR(1 g) = 7.36 W/kg; SAR(10 g) = 2.07 W/kg
Maximum value of SAR (measured) = 14.6 W/kg

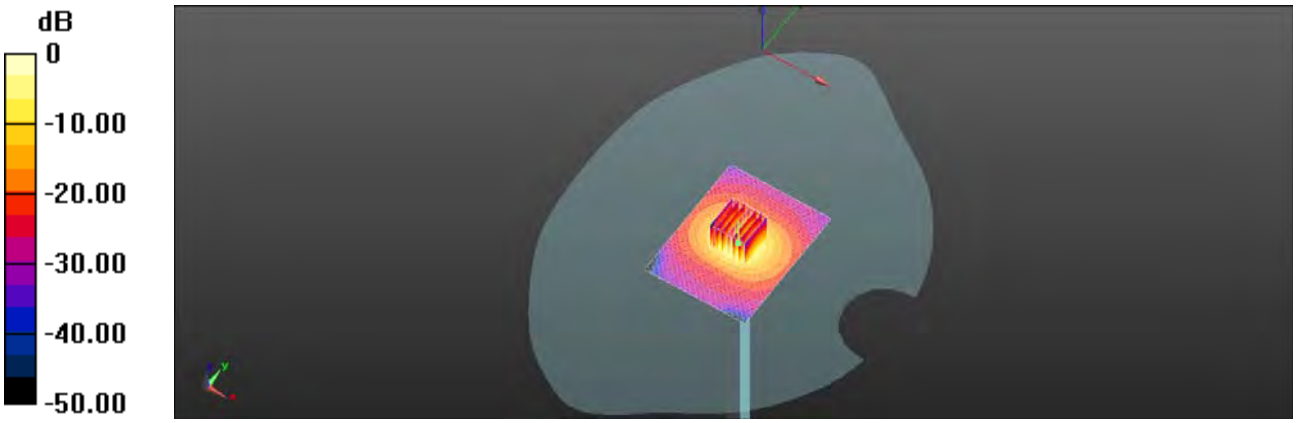

0 dB = 14.6 W/kg = 11.66 dBW/kg

Unless otherwise stated the results shown in this test report refer only to the sample(s) tested and such sample(s) are retained for 90 days only.
除非另有說明，此報告結果僅對測試之樣品負責，同時此樣品僅保留90天。本報告未經本公司書面許可，不可部份複製。
This document is issued by the Company subject to its General Conditions of Service printed overleaf, available on request or accessible at www.sgs.com/terms_and_conditions.htm and for electronic format documents, subject to Terms and Conditions for Electronic Documents at www.sgs.com/terms_e-document.htm. Attention is drawn to the limitation of liability, indemnification and jurisdiction issues defined therein. Any holder of this document is advised that information contained hereon reflects the Company's findings at the time of its intervention only and within the limits of Client's instructions, if any. The Company's sole responsibility is to its Client and this document does not exonerate parties to a transaction from exercising all their rights and obligations under the transaction documents. This document cannot be reproduced except in full, without prior written approval of the Company. Any unauthorized alteration, forgery or falsification of the content or appearance of this document is unlawful and offenders may be prosecuted to the fullest extent of the law.

Date: 2019/11/19

Dipole 5600 MHz_SN:1023_Head

Communication System: CW; Frequency: 5600 MHz; Duty Cycle: 1:1
Medium parameters used: f = 5600 MHz; σ = 5.041 S/m; ε_r = 35.134; ρ = 1000 kg/m^3
Phantom section: Flat Section
Ambient temperature: 22.1°C; Liquid temperature: 21.8°C

DASY5 Configuration:

- Probe: EX3DV4 – SN3770; ConvF(4.82, 4.82, 4.82); Calibrated: 2019/4/29;
- Sensor-Surface: 2mm (Mechanical Surface Detection)
- Electronics: DAE4 Sn547; Calibrated: 2019/3/22
- Phantom: SAM
- DASY52 52.8.8(1258); SEMCAD X 14.6.10(7373)

Area Scan (61x81x1): Interpolated grid: dx=10 mm, dy=10 mm
Maximum value of SAR (interpolated) = 17.2 W/kg

Zoom Scan (7x7x12)/Cube 0: Measurement grid: dx=4mm, dy=4mm, dz=2mm
Reference Value = 62.59 V/m; Power Drift = -0.02 dB
Peak SAR (extrapolated) = 37.9 W/kg
SAR(1 g) = 8.58 W/kg; SAR(10 g) = 2.4 W/kg
Maximum value of SAR (measured) = 17.2 W/kg



0 dB = 17.2 W/kg = 12.35 dBW/kg

Unless otherwise stated the results shown in this test report refer only to the sample(s) tested and such sample(s) are retained for 90 days only.
除非另有說明，此報告結果僅對測試之樣品負責，同時此樣品僅保留90天。本報告未經本公司書面許可，不可部份複製。
This document is issued by the Company subject to its General Conditions of Service printed overleaf, available on request or accessible at www.sgs.com/terms_and_conditions.htm and for electronic format documents, subject to Terms and Conditions for Electronic Documents at www.sgs.com/terms_e-document.htm. Attention is drawn to the limitation of liability, indemnification and jurisdiction issues defined therein. Any holder of this document is advised that information contained hereon reflects the Company's findings at the time of its intervention only and within the limits of Client's instructions, if any. The Company's sole responsibility is to its Client and this document does not exonerate parties to a transaction from exercising all their rights and obligations under the transaction documents. This document cannot be reproduced except in full, without prior written approval of the Company. Any unauthorized alteration, forgery or falsification of the content or appearance of this document is unlawful and offenders may be prosecuted to the fullest extent of the law.

Date: 2019/11/21

Dipole 5600 MHz_SN:1040_Body

Communication System: CW; Frequency: 5600 MHz; Duty Cycle: 1:1
Medium parameters used: f = 5600 MHz; σ = 5.735 S/m; ε_r = 48.389; ρ = 1000 kg/m^3
Phantom section: Flat Section
Ambient temperature: 22.5°C; Liquid temperature: 21.5°C

DASY5 Configuration:

- Probe: EX3DV4 – SN3770; ConvF(4.05, 4.05, 4.05); Calibrated: 2019/4/29;
- Sensor-Surface: 2mm (Mechanical Surface Detection)
- Electronics: DAE4 Sn547; Calibrated: 2019/3/22
- Phantom: SAM
- DASY52 52.8.8(1258); SEMCAD X 14.6.10(7373)

Area Scan (71x91x1): Interpolated grid: dx=10 mm, dy=10 mm
Maximum value of SAR (interpolated) = 16.4 W/kg

Zoom Scan (7x7x12)/Cube 0: Measurement grid: dx=4mm, dy=4mm, dz=2mm
Reference Value = 54.26 V/m; Power Drift = -0.01 dB
Peak SAR (extrapolated) = 32.5 W/kg
SAR(1 g) = 7.89 W/kg; SAR(10 g) = 2.21 W/kg
Maximum value of SAR (measured) = 16.4 W/kg



0 dB = 16.4 W/kg = 12.14 dBW/kg

Unless otherwise stated the results shown in this test report refer only to the sample(s) tested and such sample(s) are retained for 90 days only.
除非另有說明，此報告結果僅對測試之樣品負責，同時此樣品僅保留90天。本報告未經本公司書面許可，不可部份複製。
This document is issued by the Company subject to its General Conditions of Service printed overleaf, available on request or accessible at www.sgs.com/terms_and_conditions.htm and for electronic format documents, subject to Terms and Conditions for Electronic Documents at www.sgs.com/terms_e-document.htm. Attention is drawn to the limitation of liability, indemnification and jurisdiction issues defined therein. Any holder of this document is advised that information contained hereon reflects the Company's findings at the time of its intervention only and within the limits of Client's instructions, if any. The Company's sole responsibility is to its Client and this document does not exonerate parties to a transaction from exercising all their rights and obligations under the transaction documents. This document cannot be reproduced except in full, without prior written approval of the Company. Any unauthorized alteration, forgery or falsification of the content or appearance of this document is unlawful and offenders may be prosecuted to the fullest extent of the law.

Date: 2019/11/19

Dipole 5800 MHz_SN :1023_Head

Communication System: CW; Frequency: 5800 MHz; Duty Cycle: 1:1
Medium parameters used: f = 5800 MHz; σ = 5.244 S/m; ε_r = 34.908; ρ = 1000 kg/m^3
Phantom section: Flat Section
Ambient temperature: 22.2°C; Liquid temperature: 21.7°C

DASY5 Configuration:

- Probe: EX3DV4 – SN3770; ConvF(5.12, 5.12, 5.12); Calibrated: 2019/4/29;
- Sensor-Surface: 2mm (Mechanical Surface Detection)
- Electronics: DAE4 Sn547; Calibrated: 2019/3/22
- Phantom: SAM
- DASY52 52.8.8(1258); SEMCAD X 14.6.10(7373)

Area Scan (61x81x1): Interpolated grid: dx=10 mm, dy=10 mm
Maximum value of SAR (interpolated) = 17.6 W/kg

Zoom Scan (7x7x12)/Cube 0: Measurement grid: dx=4mm, dy=4mm, dz=2mm
Reference Value = 62.00 V/m; Power Drift = -0.05 dB
Peak SAR (extrapolated) = 37.3 W/kg
SAR(1 g) = 8.04 W/kg; SAR(10 g) = 2.28 W/kg
Maximum value of SAR (measured) = 17.5 W/kg

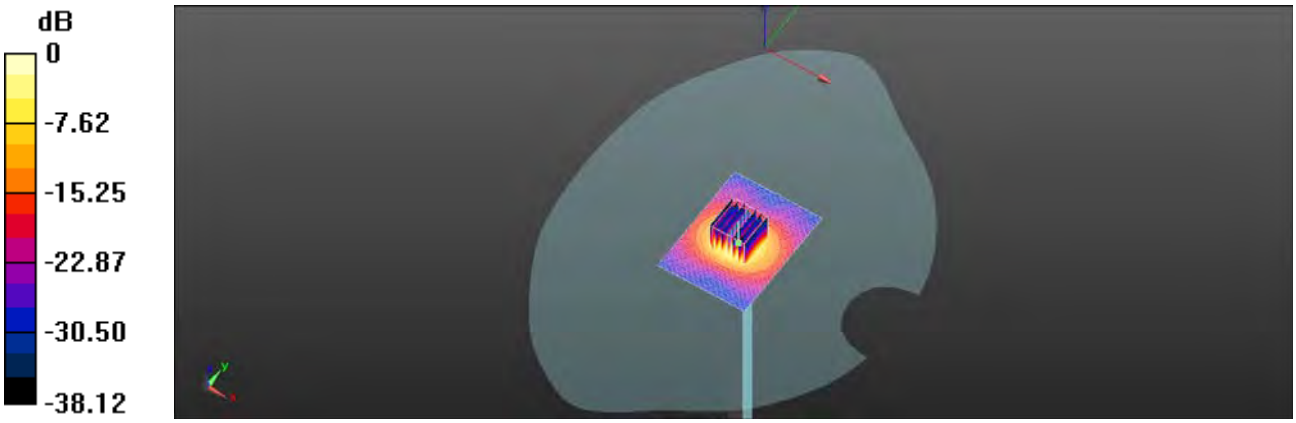

0 dB = 17.5 W/kg = 12.43 dBW/kg

Unless otherwise stated the results shown in this test report refer only to the sample(s) tested and such sample(s) are retained for 90 days only.
除非另有說明，此報告結果僅對測試之樣品負責，同時此樣品僅保留90天。本報告未經本公司書面許可，不可部份複製。
This document is issued by the Company subject to its General Conditions of Service printed overleaf, available on request or accessible at www.sgs.com/terms_and_conditions.htm and for electronic format documents, subject to Terms and Conditions for Electronic Documents at www.sgs.com/terms_e-document.htm. Attention is drawn to the limitation of liability, indemnification and jurisdiction issues defined therein. Any holder of this document is advised that information contained hereon reflects the Company's findings at the time of its intervention only and within the limits of Client's instructions, if any. The Company's sole responsibility is to its Client and this document does not exonerate parties to a transaction from exercising all their rights and obligations under the transaction documents. This document cannot be reproduced except in full, without prior written approval of the Company. Any unauthorized alteration, forgery or falsification of the content or appearance of this document is unlawful and offenders may be prosecuted to the fullest extent of the law.

Date: 2019/11/21

Dipole 5800 MHz_SN:1040_Body

Communication System: CW; Frequency: 5800 MHz; Duty Cycle: 1:1
Medium parameters used: f = 5800 MHz; σ = 5.969 S/m; ε_r = 48.089; ρ = 1000 kg/m^3
Phantom section: Flat Section
Ambient temperature: 22.3°C; Liquid temperature: 21.8°C

DASY5 Configuration:

- Probe: EX3DV4 – SN3770; ConvF(4.38, 4.38, 4.38); Calibrated: 2019/4/29;
- Sensor-Surface: 2mm (Mechanical Surface Detection)
- Electronics: DAE4 Sn547; Calibrated: 2019/3/22
- Phantom: SAM
- DASY52 52.8.8(1258); SEMCAD X 14.6.10(7373)

Area Scan (71x91x1): Interpolated grid: dx=10 mm, dy=10 mm
Maximum value of SAR (interpolated) = 14.7 W/kg

Zoom Scan (7x7x12)/Cube 0: Measurement grid: dx=4mm, dy=4mm, dz=2mm
Reference Value = 52.71 V/m; Power Drift = -0.05 dB
Peak SAR (extrapolated) = 27.1 W/kg
SAR(1 g) = 7.41 W/kg; SAR(10 g) = 2.05 W/kg
Maximum value of SAR (measured) = 14.7 W/kg



0 dB = 14.7 W/kg = 11.68 dBW/kg

Unless otherwise stated the results shown in this test report refer only to the sample(s) tested and such sample(s) are retained for 90 days only.
除非另有說明，此報告結果僅對測試之樣品負責，同時此樣品僅保留90天。本報告未經本公司書面許可，不可部份複製。
This document is issued by the Company subject to its General Conditions of Service printed overleaf, available on request or accessible at www.sgs.com/terms_and_conditions.htm and for electronic format documents, subject to Terms and Conditions for Electronic Documents at www.sgs.com/terms_e-document.htm. Attention is drawn to the limitation of liability, indemnification and jurisdiction issues defined therein. Any holder of this document is advised that information contained hereon reflects the Company's findings at the time of its intervention only and within the limits of Client's instructions, if any. The Company's sole responsibility is to its Client and this document does not exonerate parties to a transaction from exercising all their rights and obligations under the transaction documents. This document cannot be reproduced except in full, without prior written approval of the Company. Any unauthorized alteration, forgery or falsification of the content or appearance of this document is unlawful and offenders may be prosecuted to the fullest extent of the law.

7. Uncertainty Budget

Measurement Uncertainty evaluation template for DUT SAR test (0.3-3G)

A	c	D	e		f	g	h=c * f / e	i=c * g / e	k
Source of Uncertainty	Tolerance/ Uncertainty	Probability Distributio	Div	Div Value	ci (1g)	ci (10g)	Standard uncertainty	Standard uncertainty	vi, or Veff
Measurement system									
Probe calibration	6.00%	N	1	1	1	1	6.00%	6.00%	∞
Isotropy , Axial	3.50%	R	√3	1.732	1	1	2.02%	2.02%	∞
Isotropy, Hemispherical	9.60%	R	√3	1.732	1	1	5.54%	5.54%	∞
Modulation Response	2.40%	R	√3	1.732	1	1	1.40%	1.40%	∞
Boundary Effect	1.00%	R	√3	1.732	1	1	0.58%	0.58%	∞
Linearity	4.70%	R	√3	1.732	1	1	2.71%	2.71%	∞
Detection Limits	1.00%	R	√3	1.732	1	1	0.58%	0.58%	∞
Readout Electronics	0.30%	N	1	1	1	1	0.30%	0.30%	∞
Response time	0.80%	R	√3	1.732	1	1	0.46%	0.46%	∞
Integration Time	2.60%	R	√3	1.732	1	1	1.50%	1.50%	∞
Measurement drift (class A evaluation)	1.75%	R	√3	1.732	1	1	1.01%	1.01%	∞
RF ambient condition - noise	3.00%	R	√3	1.732	1	1	1.73%	1.73%	∞
RF ambient conditions - reflections	3.00%	R	√3	1.732	1	1	1.73%	1.73%	∞
Probe positioner Mechanical restrictions	0.40%	R	√3	1.732	1	1	0.23%	0.23%	∞
Probe Positioning with respect to phantom shell	2.90%	R	√3	1.732	1	1	1.67%	1.67%	∞
Post-processing	1.00%	R	√3	1.732	1	1	0.58%	0.58%	∞
Max SAR Eval	1.00%	R	√3	1.732	1	1	0.58%	0.58%	∞
Test Sample related									
Test sample positioning	2.90%	N	1	1	1	1	2.90%	2.90%	M-1
Device Holder Uncertainty	3.60%	N	1	1	1	1	3.60%	3.60%	M-1
Drift of output power	5.00%	R	√3	1.732	1	1	2.89%	2.89%	∞
Phantom and Setup									
Phantom Uncertainty	4.00%	R	√3	1.732	1	1	2.31%	2.31%	∞
Liquid permittivity (mea.)	1.11%	N	1	1	0.64	0.43	0.71%	0.48%	M
Liquid Conductivity (mea.)	1.15%	N	1	1	0.6	0.49	0.69%	0.56%	M
Combined standard uncertainty		RSS					11.46%	11.43%	
Expant uncertainty (95% confidence interval), K=2							22.92%	22.86%	

Unless otherwise stated the results shown in this test report refer only to the sample(s) tested and such sample(s) are retained for 90 days only.
除非另有說明，此報告結果僅對測試之樣品負責，同時此樣品僅保留90天。本報告未經本公司書面許可，不可部份複製。
This document is issued by the Company subject to its General Conditions of Service printed overleaf, available on request or accessible at www.sgs.com/terms_and_conditions.htm and for electronic format documents, subject to Terms and Conditions for Electronic Documents at www.sgs.com/terms_e-document.htm. Attention is drawn to the limitation of liability, indemnification and jurisdiction issues defined therein. Any holder of this document is advised that information contained hereon reflects the Company's findings at the time of its intervention only and within the limits of Client's instructions, if any. The Company's sole responsibility is to its Client and this document does not exonerate parties to a transaction from exercising all their rights and obligations under the transaction documents. This document cannot be reproduced except in full, without prior written approval of the Company. Any unauthorized alteration, forgery or falsification of the content or appearance of this document is unlawful and offenders may be prosecuted to the fullest extent of the law.

Measurement Uncertainty evaluation template for DUT SAR test (3-6G)

A	c	D	e		f	g	h=c * f / e	i=c * g / e	k
Source of Uncertainty	Tolerance/ Uncertainty	Probability Distributio	Div	Div Value	ci (1g)	ci (10g)	Standard uncertainty	Standard uncertainty	vi, or Veff
Measurement system									
Probe calibration	6.55%	N	1	1	1	1	6.55%	6.55%	∞
Isotropy , Axial	3.50%	R	√3	1.732	1	1	2.02%	2.02%	∞
Isotropy, Hemispherical	9.60%	R	√3	1.732	1	1	5.54%	5.54%	∞
Modulation Response	2.40%	R	√3	1.732	1	1	1.40%	1.40%	∞
Boundary Effect	1.00%	R	√3	1.732	1	1	0.58%	0.58%	∞
Linearity	4.70%	R	√3	1.732	1	1	2.71%	2.71%	∞
Detection Limits	1.00%	R	√3	1.732	1	1	0.58%	0.58%	∞
Readout Electronics	0.30%	N	1	1	1	1	0.30%	0.30%	∞
Response time	0.80%	R	√3	1.732	1	1	0.46%	0.46%	∞
Integration Time	2.60%	R	√3	1.732	1	1	1.50%	1.50%	∞
Measurement drift (class A evaluation)	1.75%	R	√3	1.732	1	1	1.01%	1.01%	∞
RF ambient condition - noise	3.00%	R	√3	1.732	1	1	1.73%	1.73%	∞
RF ambient conditions - reflections	3.00%	R	√3	1.732	1	1	1.73%	1.73%	∞
Probe positioner Mechanical restrictions	0.40%	R	√3	1.732	1	1	0.23%	0.23%	∞
Probe Positioning with respect to phantom shell	2.90%	R	√3	1.732	1	1	1.67%	1.67%	∞
Post-processing	1.00%	R	√3	1.732	1	1	0.58%	0.58%	∞
Max SAR Eval	1.00%	R	√3	1.732	1	1	0.58%	0.58%	∞
Test Sample related									
Test sample positioning	2.90%	N	1	1	1	1	2.90%	2.90%	M-1
Device Holder Uncertainty	3.60%	N	1	1	1	1	3.60%	3.60%	M-1
Drift of output power	5.00%	R	√3	1.732	1	1	2.89%	2.89%	∞
Phantom and Setup									
Phantom Uncertainty	4.00%	R	√3	1.732	1	1	2.31%	2.31%	∞
Liquid permittivity (mea.)	1.13%	N	1	1	0.64	0.43	0.72%	0.49%	M
Liquid Conductivity (mea.)	0.56%	N	1	1	0.6	0.49	0.34%	0.27%	M
Combined standard uncertainty		RSS					11.74%	11.72%	
Expant uncertainty (95% confidence interval), K=2							23.49%	23.44%	

Unless otherwise stated the results shown in this test report refer only to the sample(s) tested and such sample(s) are retained for 90 days only.
除非另有說明，此報告結果僅對測試之樣品負責，同時此樣品僅保留90天。本報告未經本公司書面許可，不可部份複製。
This document is issued by the Company subject to its General Conditions of Service printed overleaf, available on request or accessible at www.sgs.com/terms_and_conditions.htm and for electronic format documents, subject to Terms and Conditions for Electronic Documents at www.sgs.com/terms_e-document.htm. Attention is drawn to the limitation of liability, indemnification and jurisdiction issues defined therein. Any holder of this document is advised that information contained hereon reflects the Company's findings at the time of its intervention only and within the limits of Client's instructions, if any. The Company's sole responsibility is to its Client and this document does not exonerate parties to a transaction from exercising all their rights and obligations under the transaction documents. This document cannot be reproduced except in full, without prior written approval of the Company. Any unauthorized alteration, forgery or falsification of the content or appearance of this document is unlawful and offenders may be prosecuted to the fullest extent of the law.

Appendixes

Refer to separated files for the following appendixes.

E52019A0009 SAR_Appendix A Photographs

E52019A0009 SAR_Appendix B DAE & Probe Cal. Certificate

E52019A0009 SAR_Appendix C Phantom Description & Dipole Cal. Certificate

E52019A0009 SAR_Appendix D Dipole Cal. Certificate

- End of report -

Unless otherwise stated the results shown in this test report refer only to the sample(s) tested and such sample(s) are retained for 90 days only.
除非另有說明，此報告結果僅對測試之樣品負責，同時此樣品僅保留90天。本報告未經本公司書面許可，不可部份複製。
This document is issued by the Company subject to its General Conditions of Service printed overleaf, available on request or accessible at www.sgs.com/terms_and_conditions.htm and for electronic format documents, subject to Terms and Conditions for Electronic Documents at www.sgs.com/terms_e-document.htm. Attention is drawn to the limitation of liability, indemnification and jurisdiction issues defined therein. Any holder of this document is advised that information contained hereon reflects the Company's findings at the time of its intervention only and within the limits of Client's instructions, if any. The Company's sole responsibility is to its Client and this document does not exonerate parties to a transaction from exercising all their rights and obligations under the transaction documents. This document cannot be reproduced except in full, without prior written approval of the Company. Any unauthorized alteration, forgery or falsification of the content or appearance of this document is unlawful and offenders may be prosecuted to the fullest extent of the law.