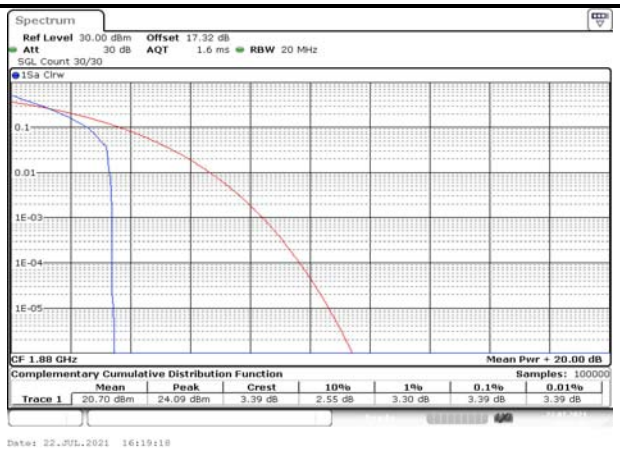

Fig.61

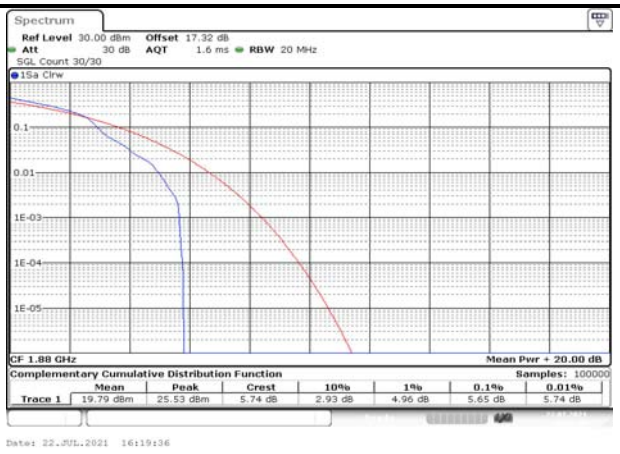

Fig.62

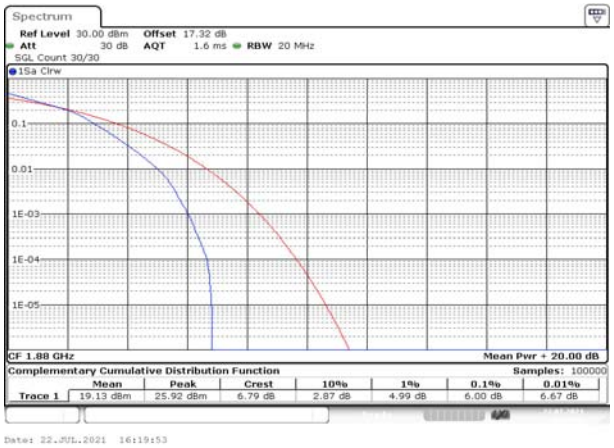

Fig.63

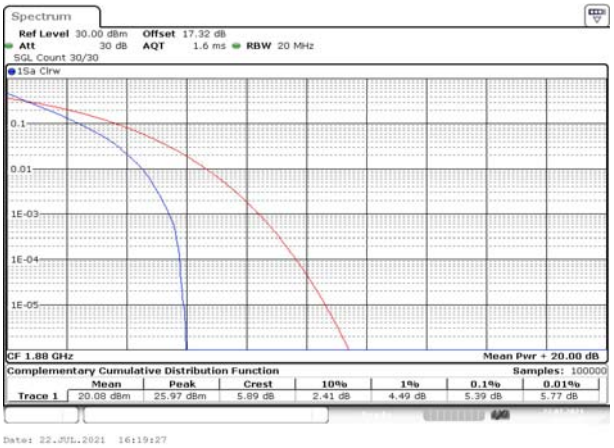

Fig.64

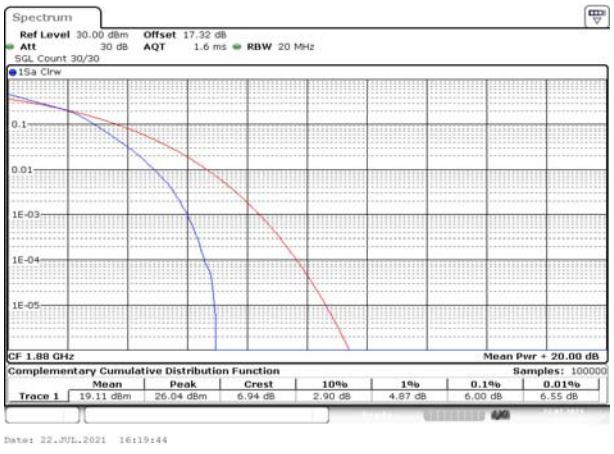

Fig.65

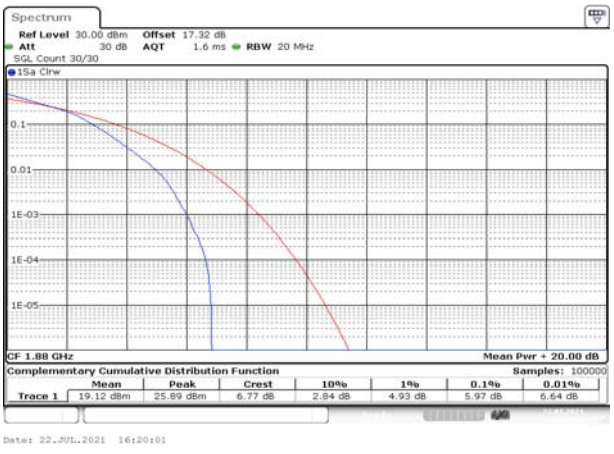

Fig.66

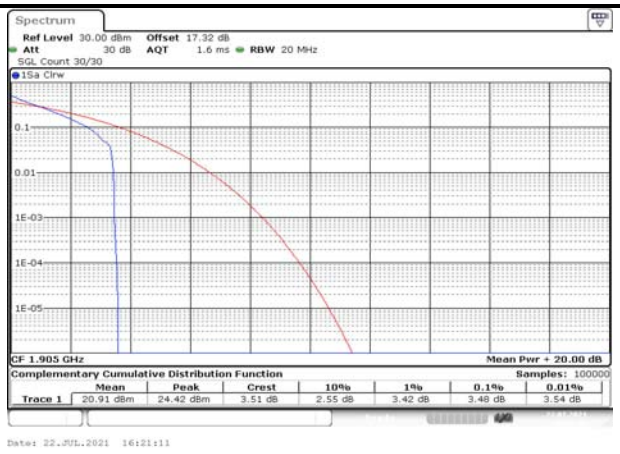

Fig.67

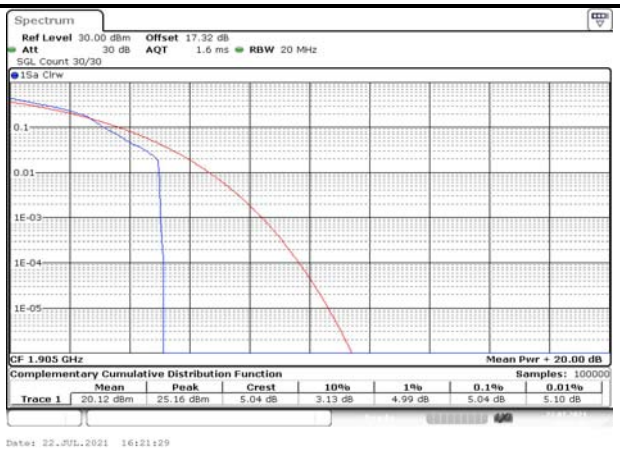

Fig.68

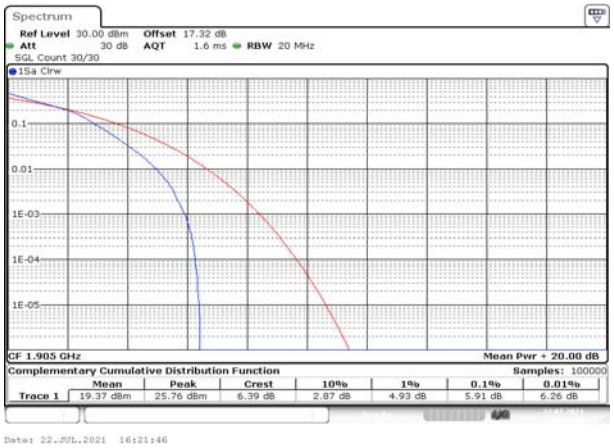

Fig.69

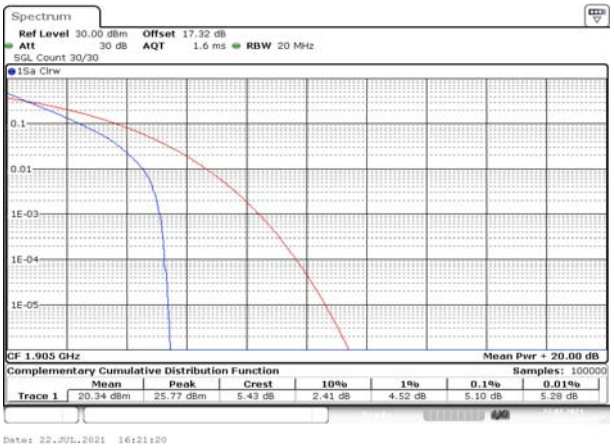

Fig.70

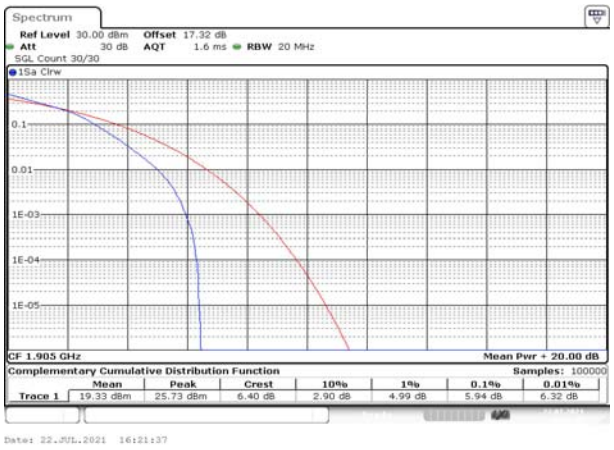

Fig.71

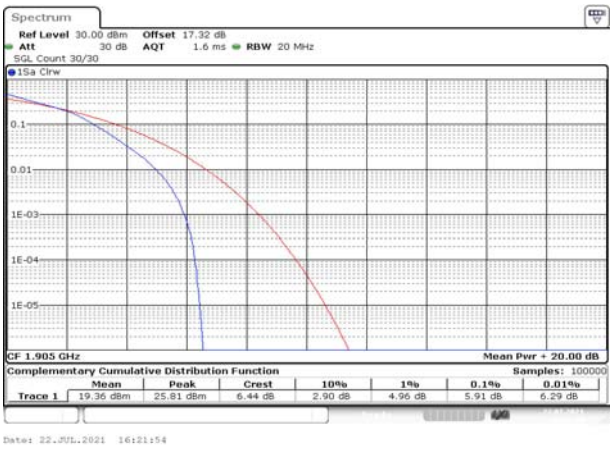

Fig.72

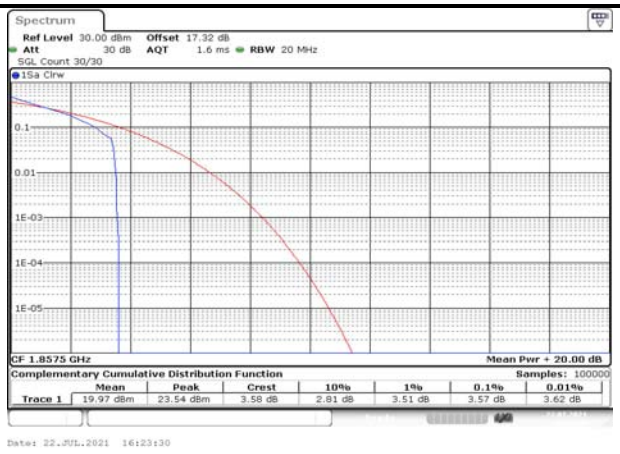

Fig.73

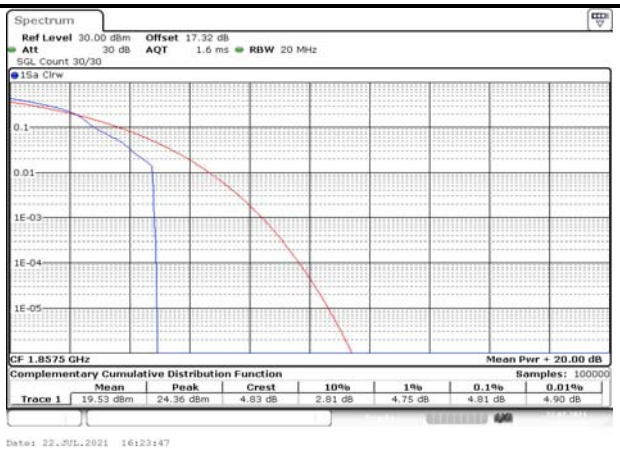

Fig.74

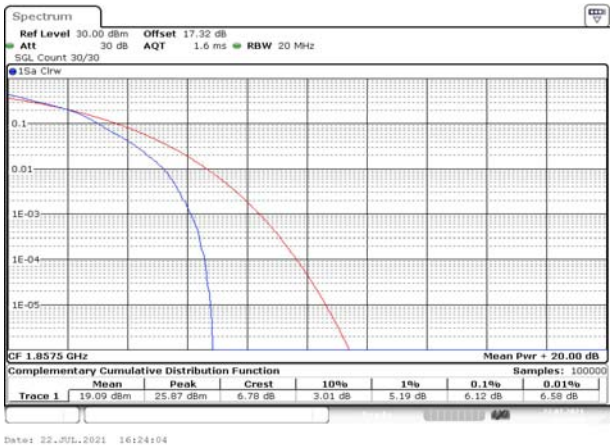

Fig.75

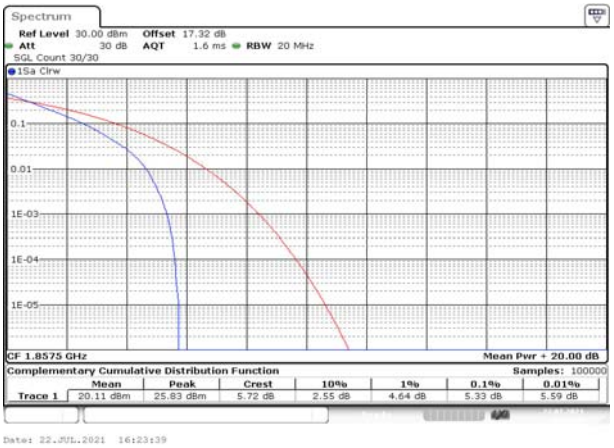

Fig.76

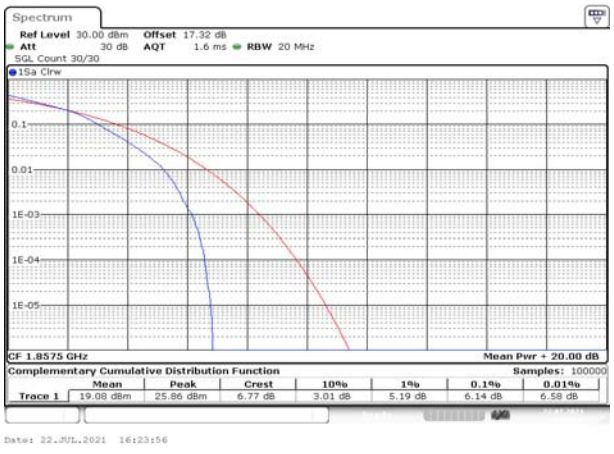

Fig.77

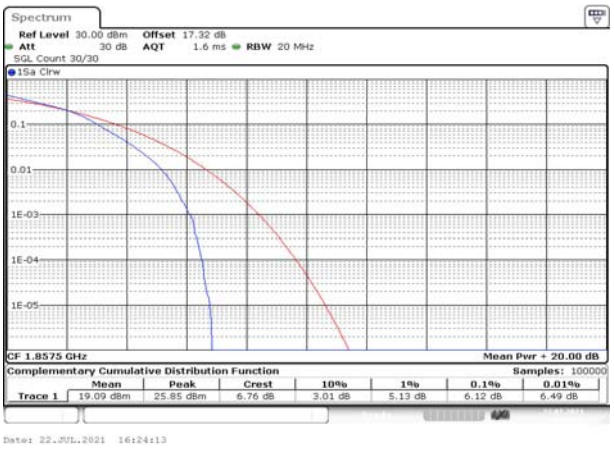

Fig.78

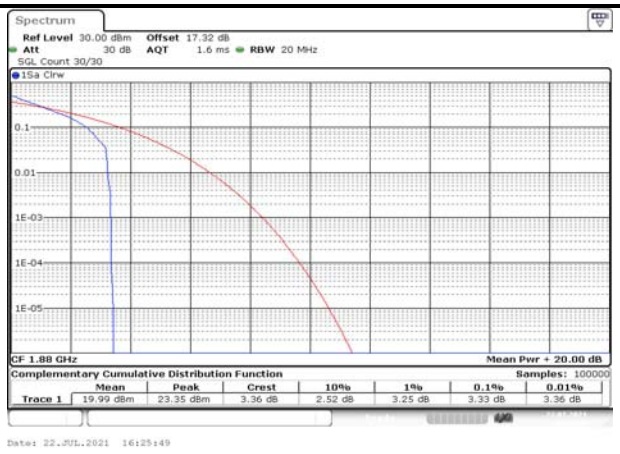

Fig.79

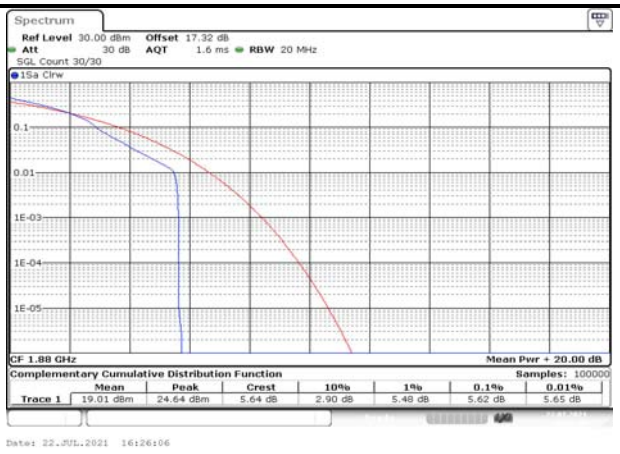

Fig.80

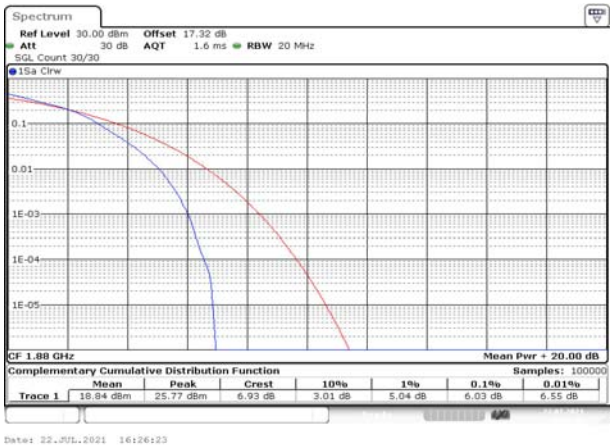

Fig.81

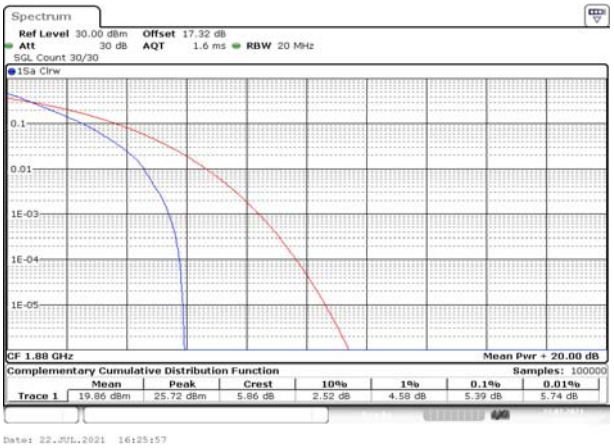

Fig.82

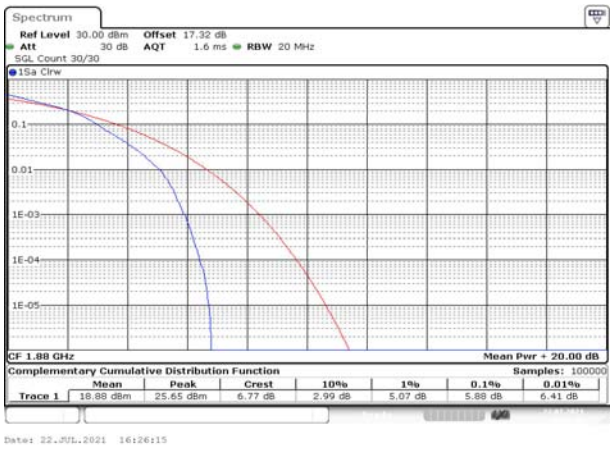

Fig.83

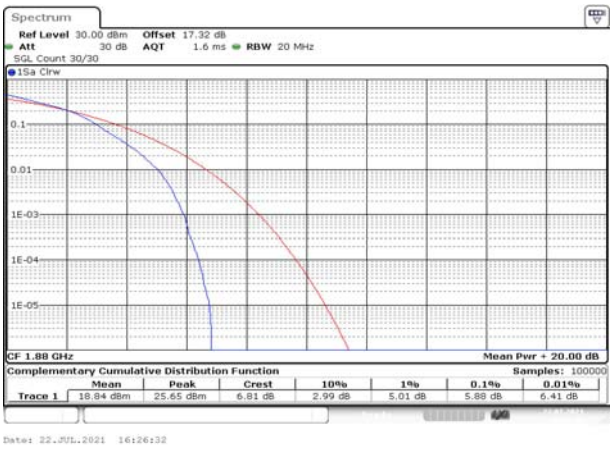

Fig.84

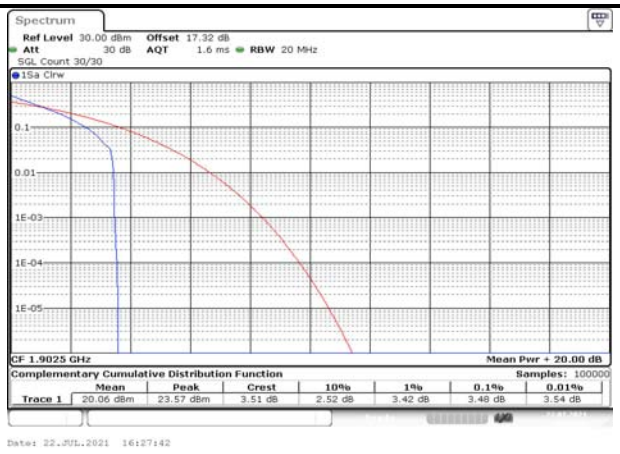

Fig.85

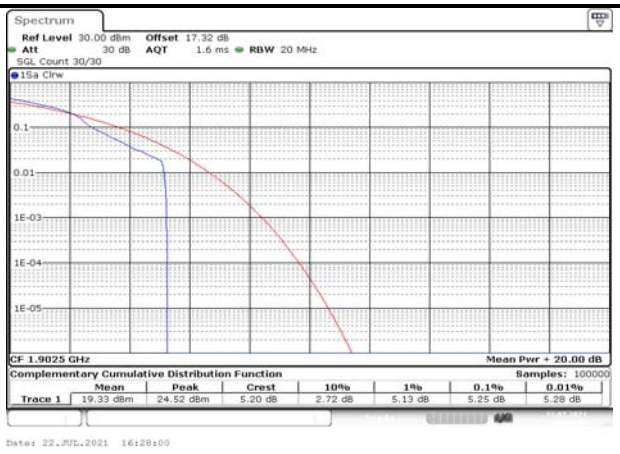

Fig.86

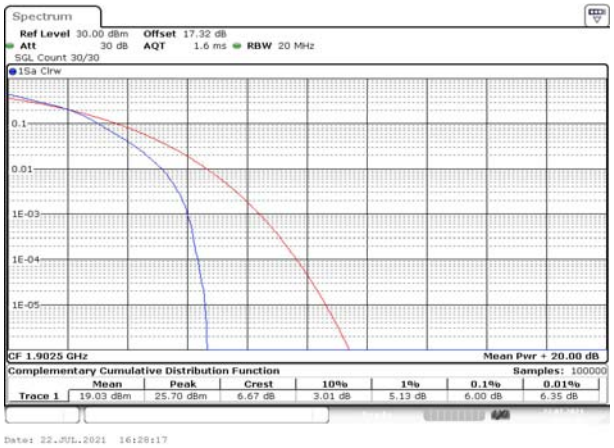

Fig.87

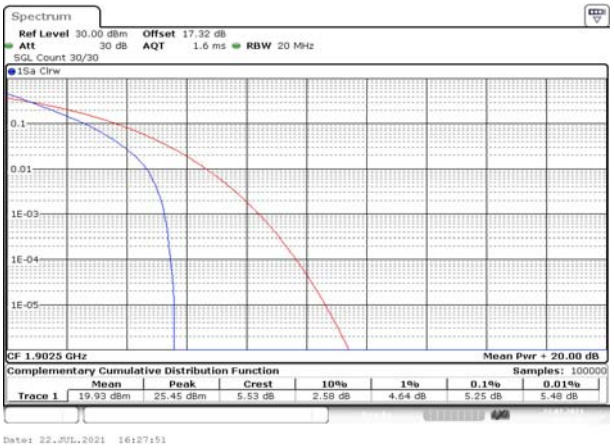

Fig.88

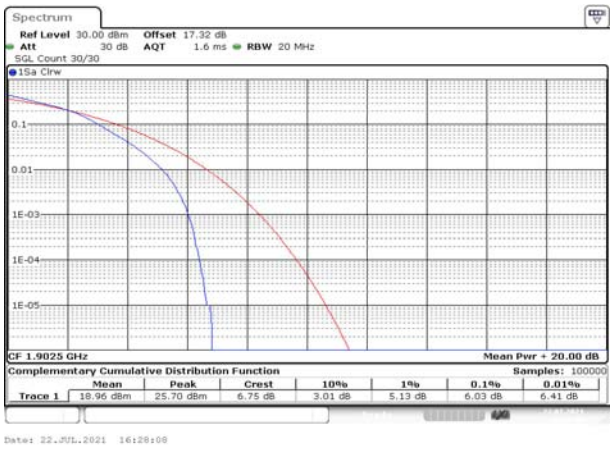

Fig.89

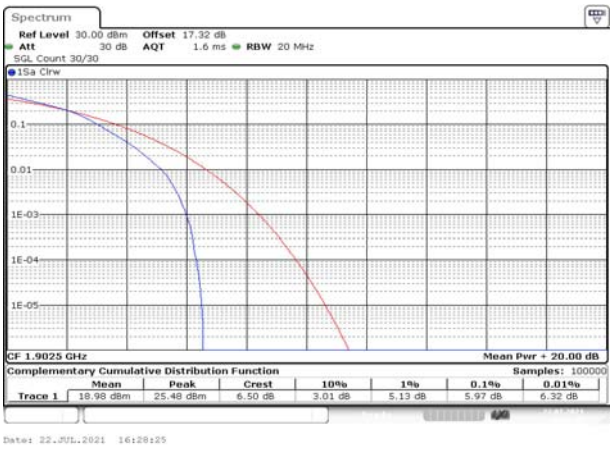

Fig.90

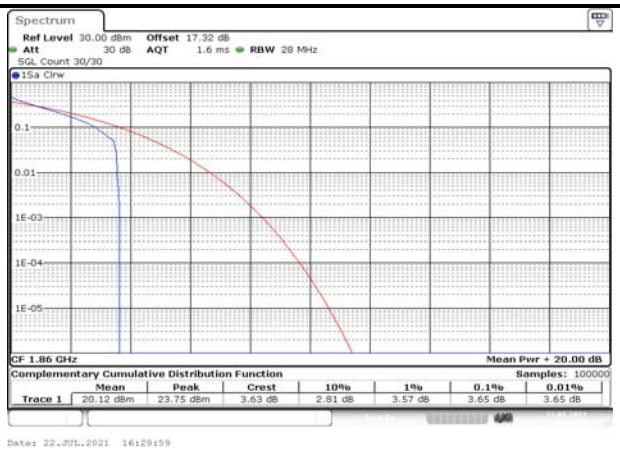

Fig.91

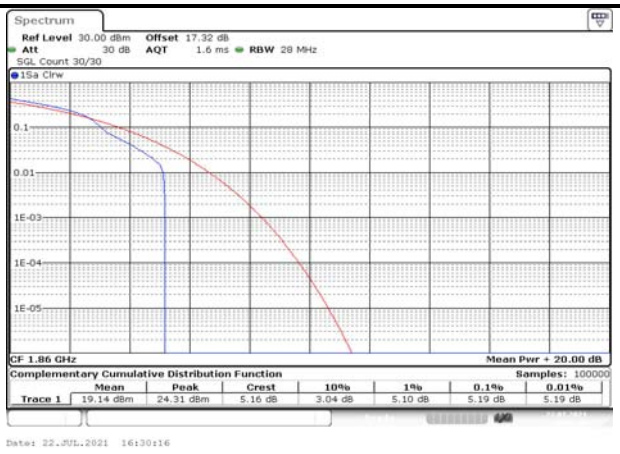

Fig.92

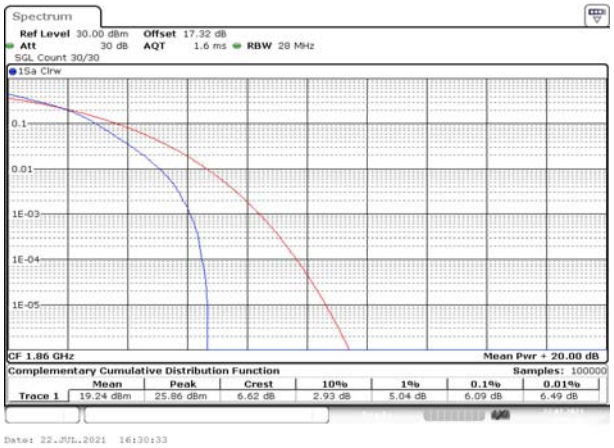

Fig.93

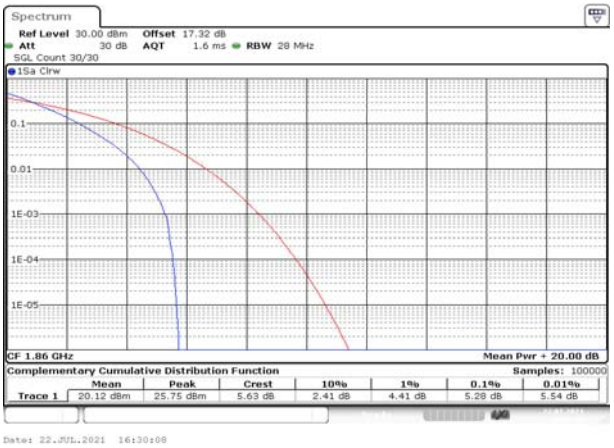

Fig.94

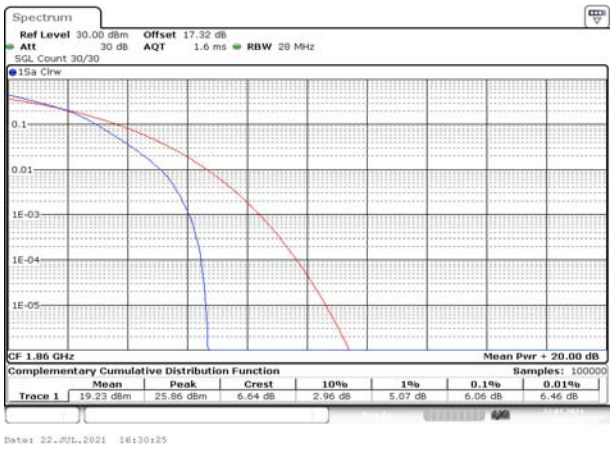

Fig.95

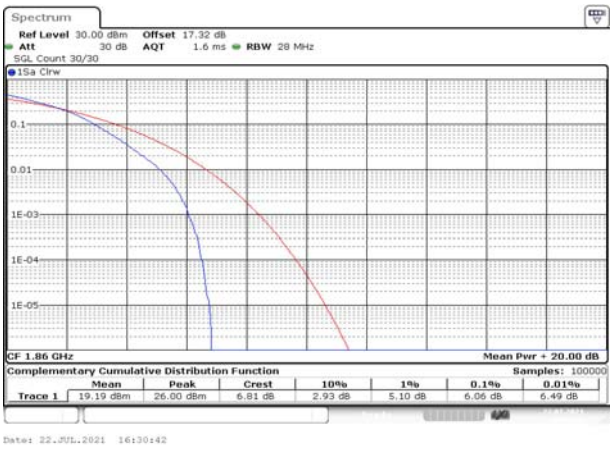

Fig.96

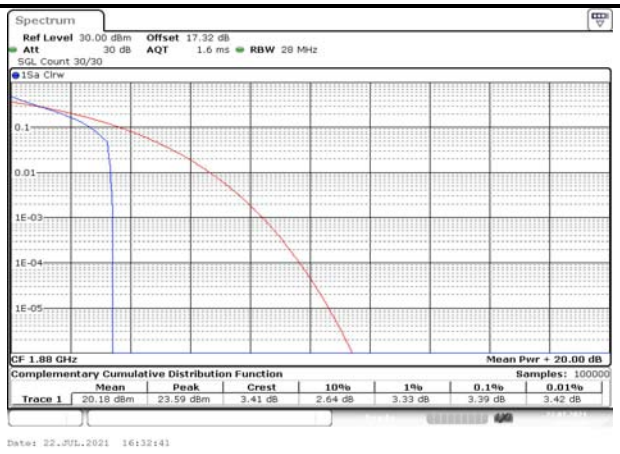

Fig.97

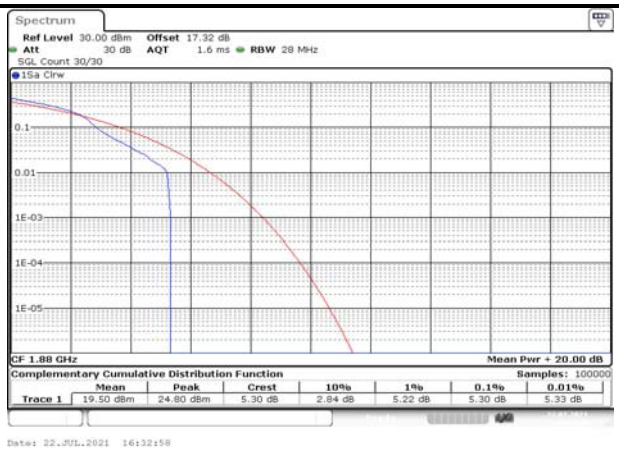

Fig.98

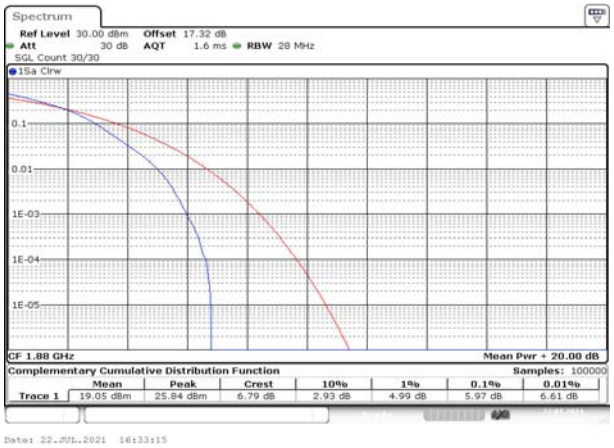

Fig.99

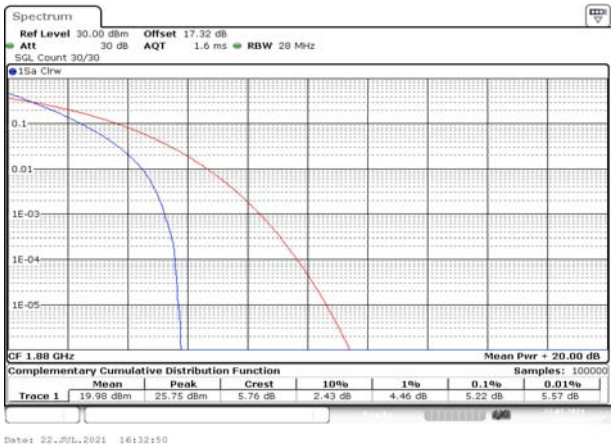

Fig.100

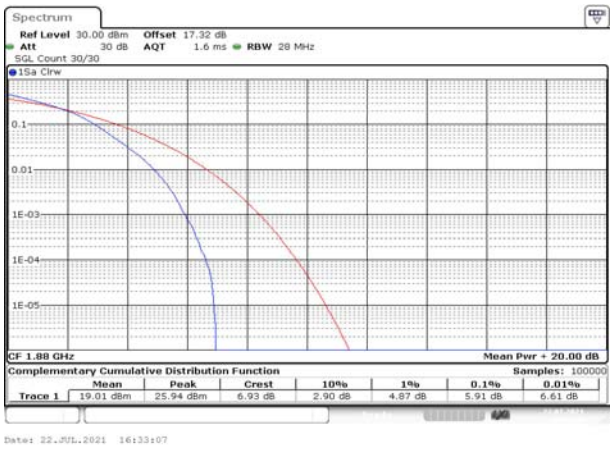

Fig.101

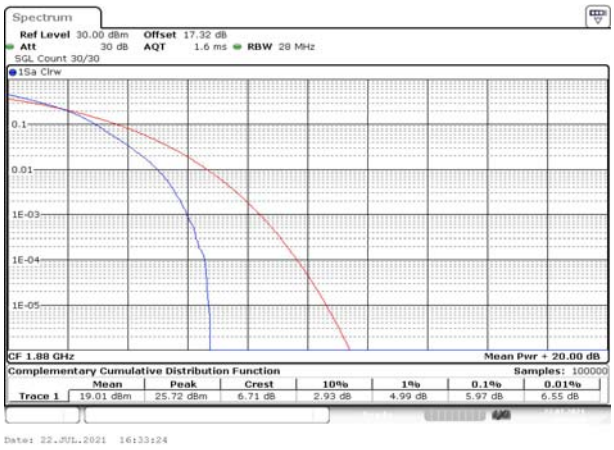

Fig.102

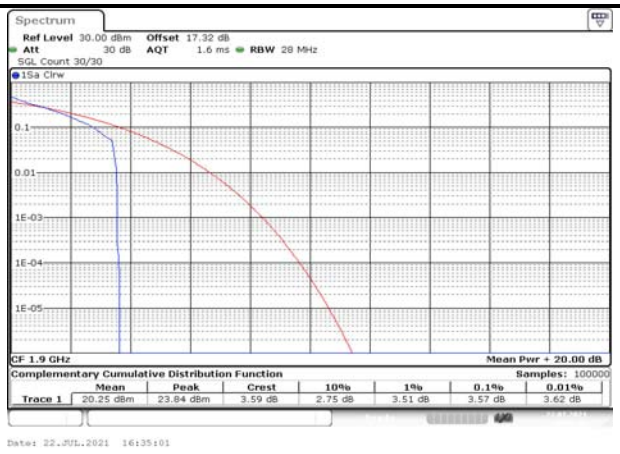

Fig.103

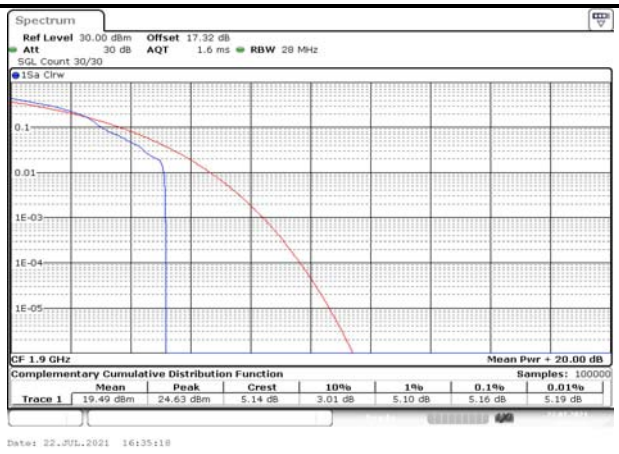

Fig.104

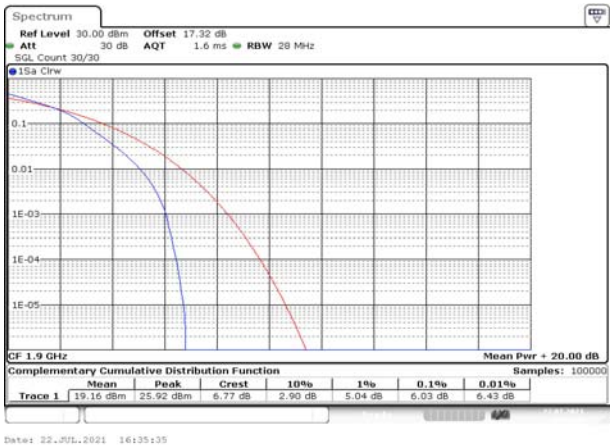

Fig.105

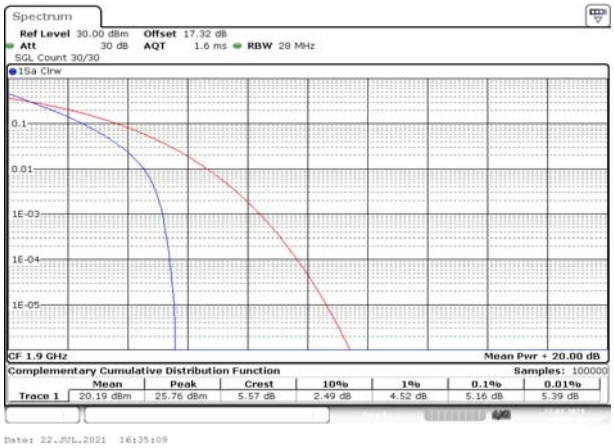

Fig.106

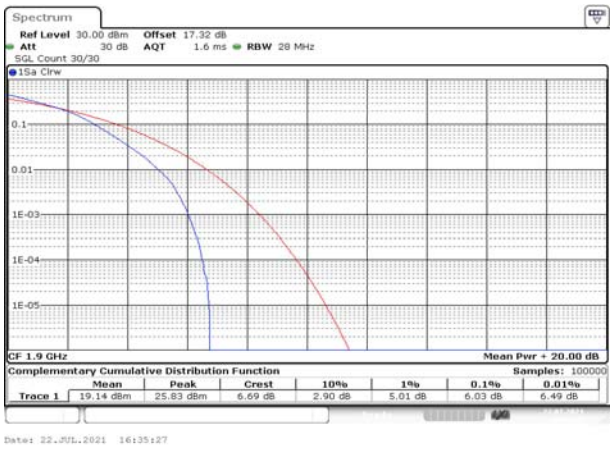

Fig.107

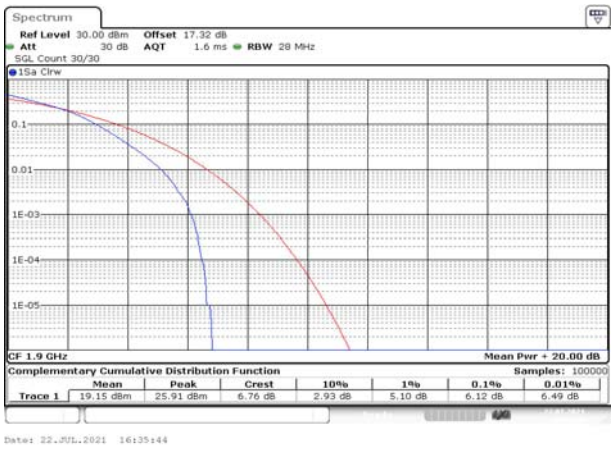

Fig.108

5 Spurious Emissions at antenna terminal

Band	Carrier frequency (MHz)	Channel	BW	RB Size	RB Offset	Conducted Spurious Plot
						QPSK
2	1860	18700	20	1	0	Fig.1
	1880	18900		1	0	Fig.2
	1900	19100		1	0	Fig.3

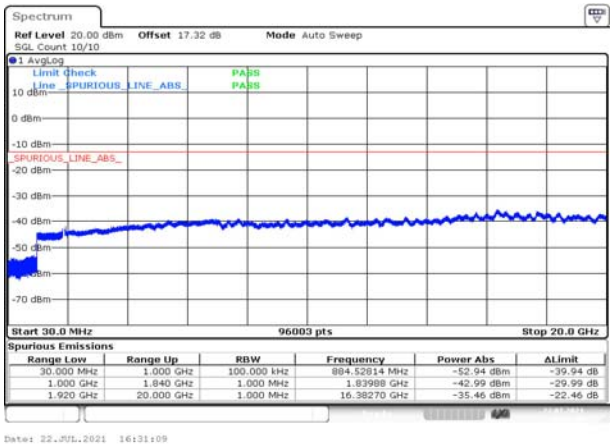

Fig.1

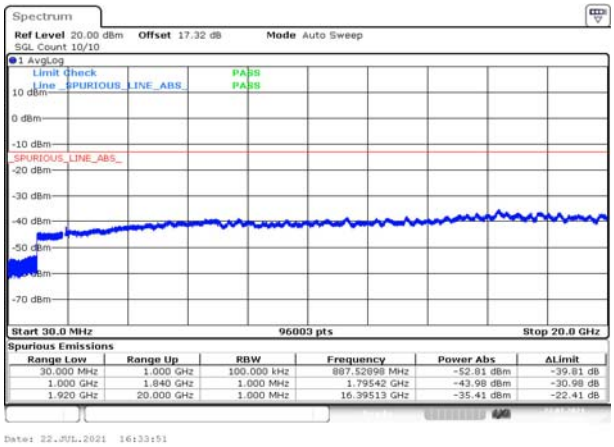

Fig.2

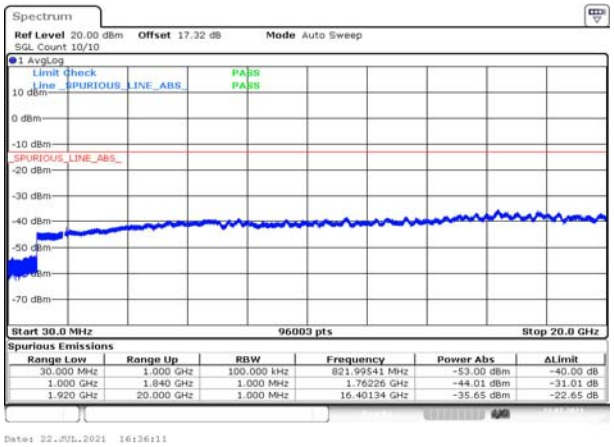

Fig.3

6 Band Edges Compliance

Band	Carrier frequency (MHz)	Channel	BW	RB Size	RB Offset	Band Edges Plot
						QPSK
2	1850.7	18607	1.4	1	0	Fig.1
				6	0	Fig.2
	1909.3	19193		1	5	Fig.3
				6	0	Fig.4
	1851.5	18615	3	1	0	Fig.5
				15	0	Fig.6
	1908.5	19185		1	14	Fig.7
				15	0	Fig.8
	1852.5	18625	5	1	0	Fig.9
				25	0	Fig.10
	1907.5	19175		1	24	Fig.11
				25	0	Fig.12
	1855	18650	10	1	0	Fig.13
				50	0	Fig.14
	1905	19150		1	49	Fig.15
				50	0	Fig.16
	1857.5	18675	15	1	0	Fig.17
				75	0	Fig.18
	1902.5	19125		1	74	Fig.19
				75	0	Fig.20
	1860	18700	20	1	0	Fig.21
				100	0	Fig.22
	1900	19100		1	99	Fig.23
				100	0	Fig.24

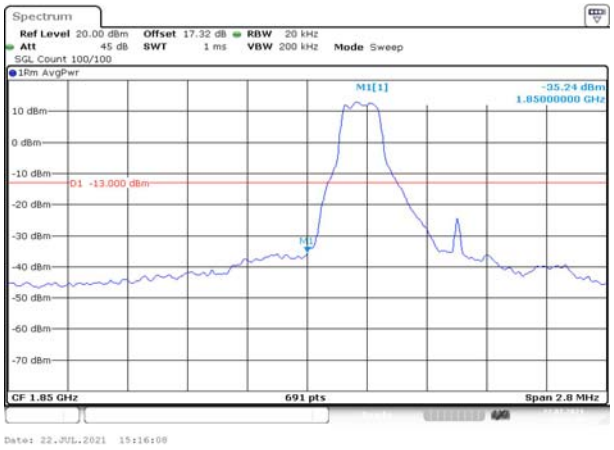

Fig.1

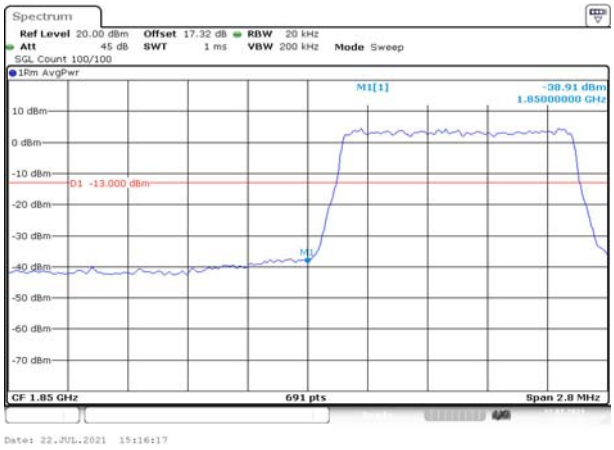

Fig.2

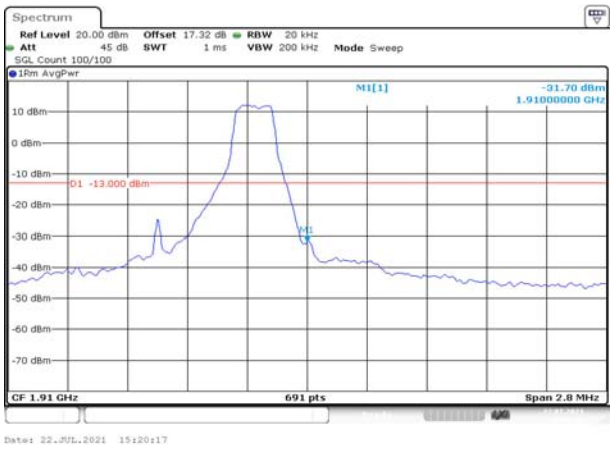

Fig.3

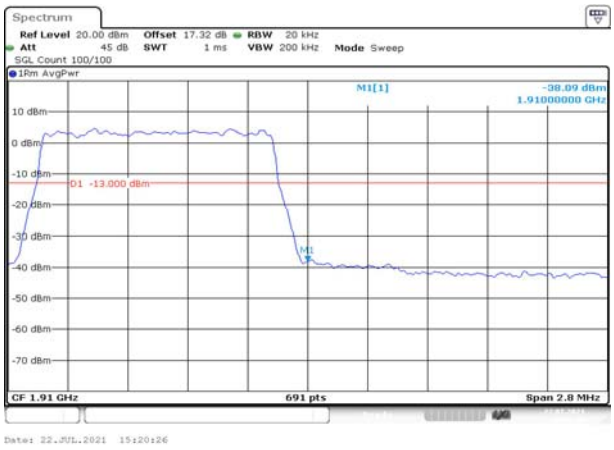

Fig.4

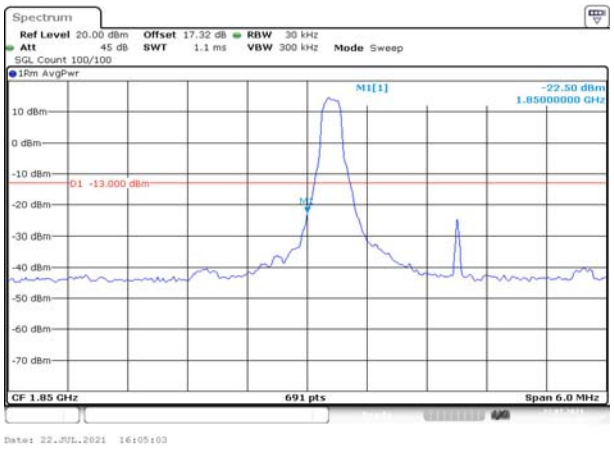

Fig.5

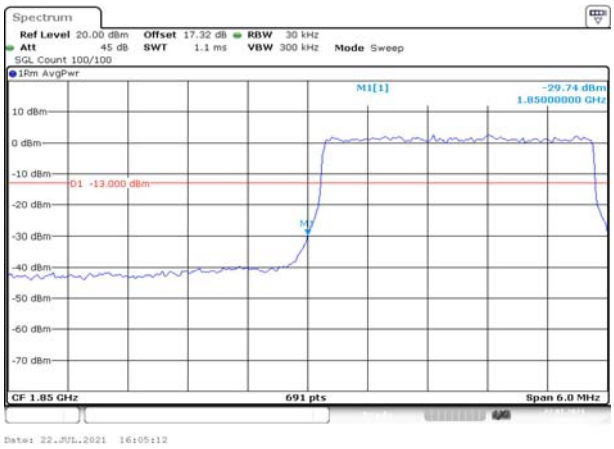

Fig.6

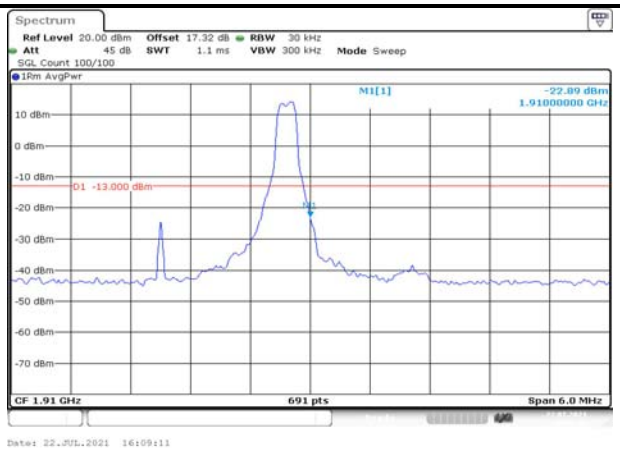

Fig.7

Fig.8

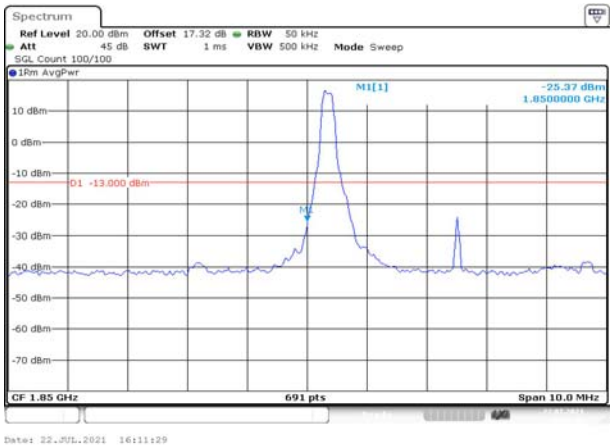

Fig.9

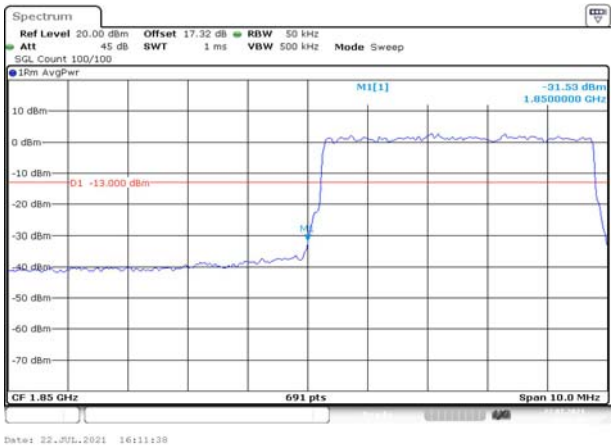

Fig.10

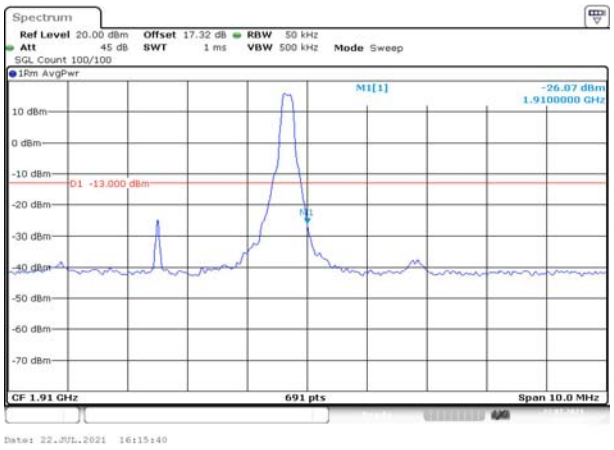

Fig.11

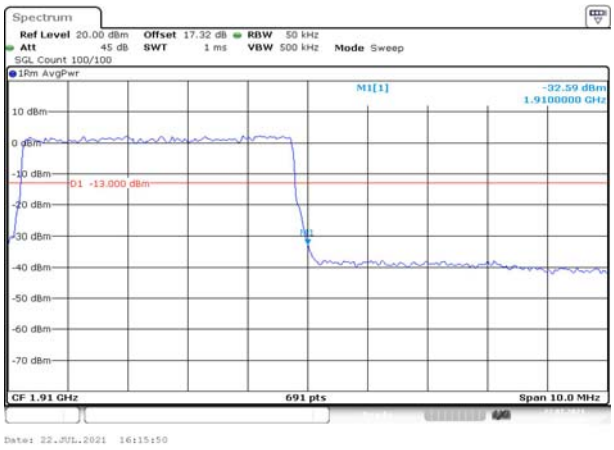

Fig.12

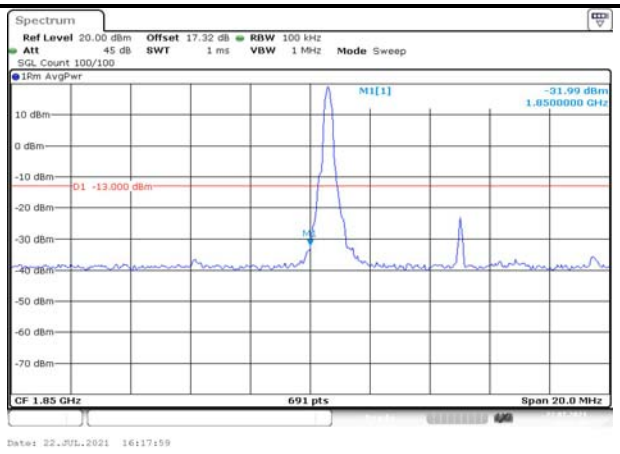

Fig.13

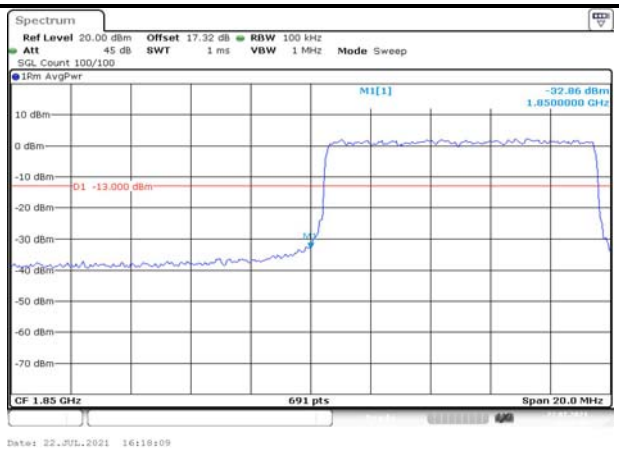

Fig.14

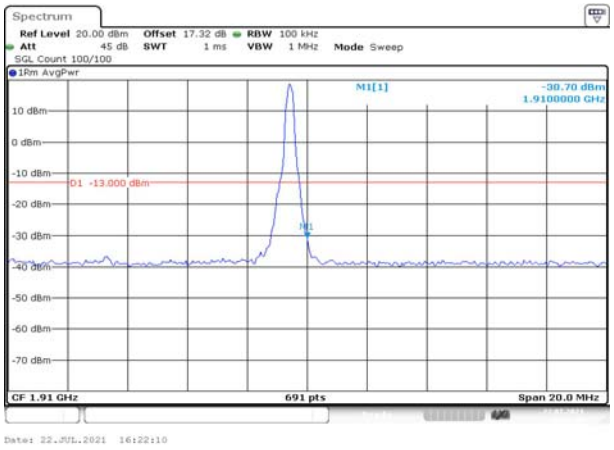

Fig.15

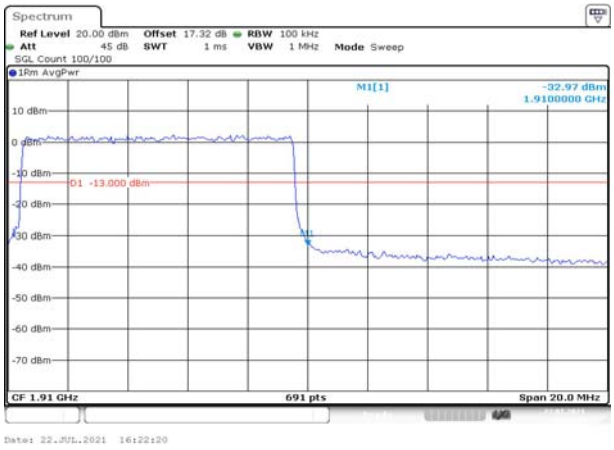

Fig.16

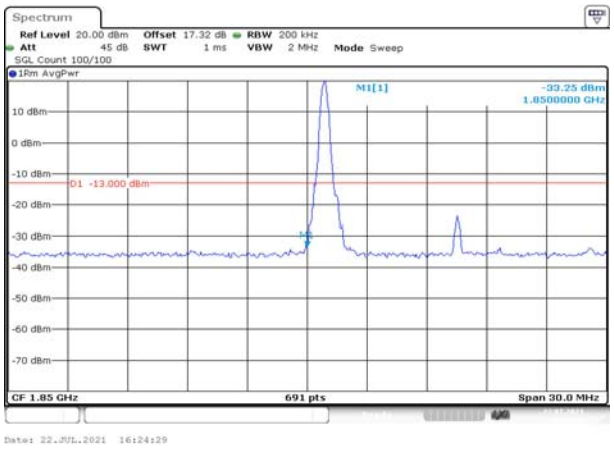

Fig.17

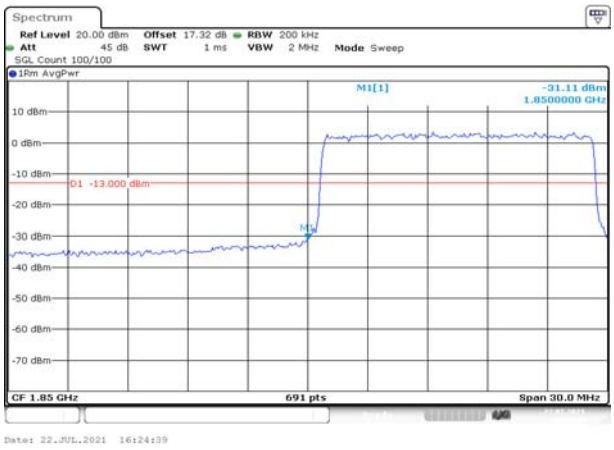

Fig.18

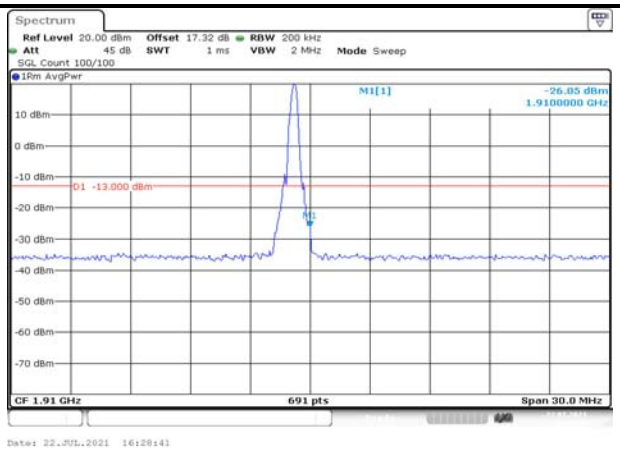

Fig.19

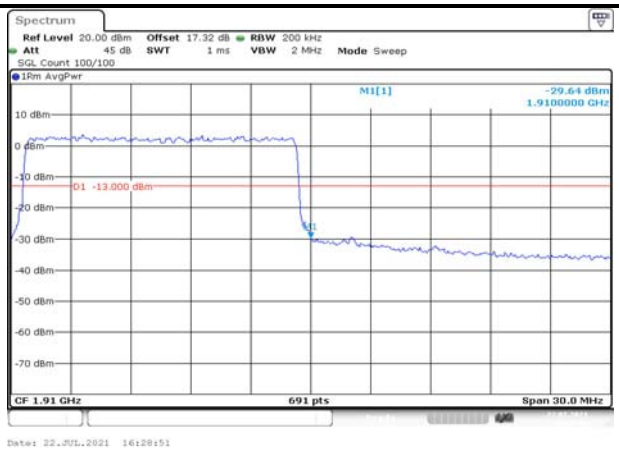

Fig.20

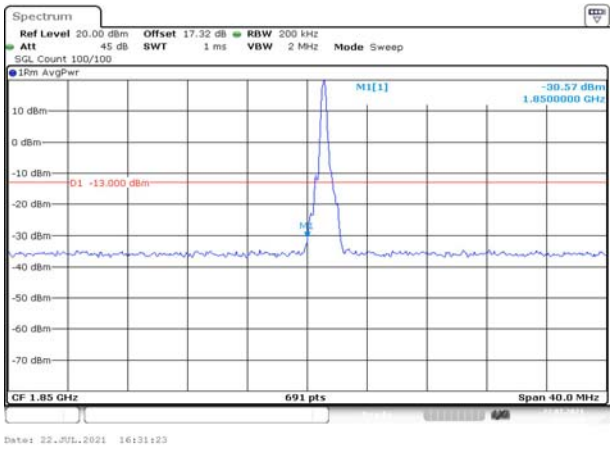

Fig.21

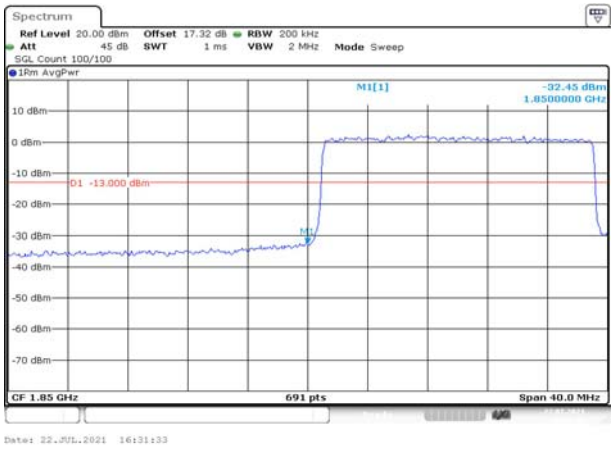

Fig.22

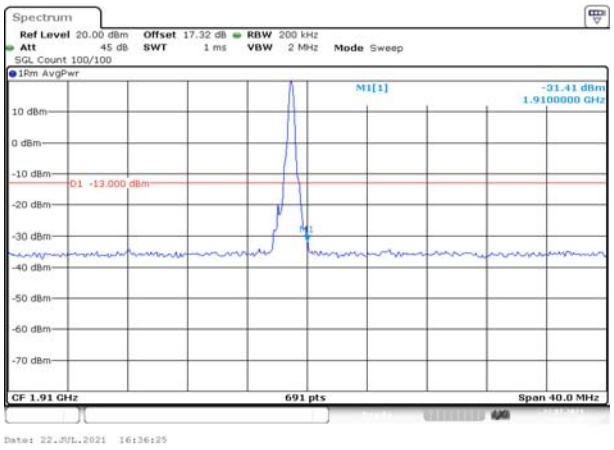

Fig.23

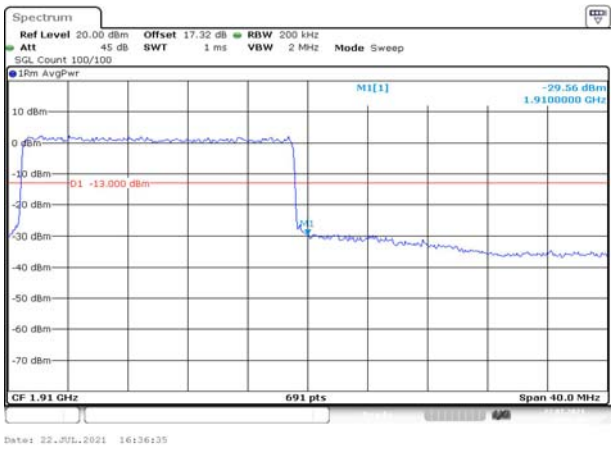

Fig.24

7 Frequency Stability

Temperature(°C)	Voltage	Test Result (ppm) Band2 Low Channel QPSK					
		1.4M	3M	5M	10M	15M	20M
-30	NV	0.006	0.000	0.001	0.002	0.001	0.000
-20	NV	-0.012	0.001	0.001	0.001	0.003	0.003
-10	NV	-0.009	0.001	-0.001	0.000	0.001	0.001
0	NV	0.006	0.001	0.000	0.000	-0.001	0.004
+10	NV	-0.014	0.001	0.002	0.000	0.001	0.005
+20	NV	-0.004	0.001	0.000	0.000	0.001	0.002
+30	NV	0.002	0.001	0.000	-0.001	0.000	0.003
+40	NV	0.000	0.002	0.000	0.002	0.001	0.003
+50	NV	-0.003	0.000	0.000	0.002	0.000	0.004
+20	LV	0.006	0.000	0.001	-0.001	0.000	0.002
+20	HV	-0.005	0.000	-0.002	-0.001	-0.001	0.000

Temperature(°C)	Voltage	Test Result (ppm) Band2 High Channel QPSK					
		1.4M	3M	5M	10M	15M	20M
-30	NV	0.003	0.002	0.001	0.003	0.002	0.003
-20	NV	0.007	0.001	0.001	0.001	0.002	0.003
-10	NV	-0.006	0.002	0.002	0.001	0.002	0.002
0	NV	-0.003	0.000	0.001	0.003	0.002	0.002
+10	NV	-0.009	0.000	0.000	0.003	0.004	0.002
+20	NV	-0.009	0.001	0.001	-0.001	0.002	0.002
+30	NV	0.010	0.001	-0.001	0.005	0.002	0.003
+40	NV	-0.011	0.002	0.001	0.003	0.004	0.003
+50	NV	-0.008	0.001	0.001	0.002	0.001	0.003
+20	LV	-0.007	0.001	0.000	0.003	0.003	0.003
+20	HV	0.002	0.000	-0.001	0.003	0.001	0.002

8 Effective Radiated Power and Effective Isotropic Radiated Power

Modulation	Carrier frequency (MHz)	UL Channel	BW	RB Size	RB Offset	Conducted power (dBm)	ERP/ EIRP (dBm)	ERP/ EIRP (W)
QPSK	1850.7	18607	1.4	1	0	22.28	17.08	0.051
				1	3	22.17	16.97	0.050
				1	5	22.04	16.84	0.048
				3	0	22.25	17.05	0.051
				3	1	22.23	17.03	0.050
				3	3	22.22	17.02	0.050
				6	0	21.28	16.08	0.041
	1880	18900		1	0	21.93	16.73	0.047
				1	3	21.92	16.72	0.047
				1	5	21.87	16.67	0.046
				3	0	21.99	16.79	0.048
				3	1	21.87	16.67	0.046
				3	3	21.93	16.73	0.047
				6	0	20.94	15.74	0.037
	1909.3	19193		1	0	22.06	16.86	0.049
				1	3	22.05	16.85	0.048
				1	5	22.04	16.84	0.048
				3	0	22.11	16.91	0.049
				3	1	22.11	16.91	0.049
				3	3	22.03	16.83	0.048
				6	0	21.12	15.92	0.039
16QAM	1850.7	18607		1	0	21.43	16.23	0.042
				1	3	21.31	16.11	0.041
				1	5	21.38	16.18	0.041
				3	0	21.43	16.23	0.042
				3	1	21.36	16.16	0.041
				3	3	21.36	16.16	0.041
				6	0	20.20	15.00	0.032
	1880	18900		1	0	21.10	15.90	0.039
				1	3	21.00	15.80	0.038
				1	5	21.06	15.86	0.039
				3	0	21.24	16.04	0.040
				3	1	21.24	16.04	0.040
				3	3	21.29	16.09	0.041
				6	0	20.01	14.81	0.030
	1909.3	19193		1	0	21.26	16.06	0.040
				1	3	21.21	16.01	0.040
				1	5	21.26	16.06	0.040
				3	0	21.17	15.97	0.040
				3	1	21.14	15.94	0.039
				3	3	20.97	15.77	0.038
				6	0	20.17	14.97	0.031

Modulation	Carrier frequency (MHz)	UL Channel	BW	RB Size	RB Offset	Conducted power (dBm)	ERP/ EIRP (dBm)	ERP/ EIRP (W)
64QAM	1850.7	18607	1.4	1	0	20.17	14.97	0.031
				1	3	20.18	14.98	0.031
				1	5	20.16	14.96	0.031
				3	0	20.17	14.97	0.031
				3	1	20.15	14.95	0.031
				3	3	20.20	15.00	0.032
				6	0	20.14	14.94	0.031
	1880	18900		1	0	20.04	14.84	0.030
				1	3	20.03	14.83	0.030
				1	5	20.11	14.91	0.031
				3	0	20.10	14.90	0.031
				3	1	20.03	14.83	0.030
				3	3	20.04	14.84	0.030
				6	0	20.07	14.87	0.031
	1909.3	19193		1	0	20.28	15.08	0.032
				1	3	20.18	14.98	0.031
				1	5	20.22	15.02	0.032
				3	0	20.27	15.07	0.032
				3	1	20.20	15.00	0.032
				3	3	20.25	15.05	0.032
				6	0	20.25	15.05	0.032

Modulation	Carrier frequency (MHz)	UL Channel	BW	RB Size	RB Offset	Conducted power (dBm)	ERP/ EIRP (dBm)	ERP/ EIRP (W)
QPSK	1851.5	18615	3	1	0	22.37	17.17	0.052
				1	8	22.20	17.00	0.050
				1	14	22.19	16.99	0.050
				8	0	21.41	16.21	0.042
				8	4	21.31	16.11	0.041
				8	7	21.33	16.13	0.041
				15	0	21.43	16.23	0.042
	1880	18900		1	0	22.15	16.95	0.050
				1	8	22.01	16.81	0.048
				1	14	22.00	16.80	0.048
				8	0	21.12	15.92	0.039
				8	4	21.01	15.81	0.038
				8	7	21.00	15.80	0.038
				15	0	21.15	15.95	0.039
	1908.5	19185		1	0	22.26	17.06	0.051
				1	8	22.13	16.93	0.049
				1	14	22.21	17.01	0.050
				8	0	21.38	16.18	0.041
				8	4	21.29	16.09	0.041
				8	7	21.29	16.09	0.041
				15	0	21.30	16.10	0.041
16QAM	1851.5	18615		1	0	22.07	16.87	0.049
				1	8	21.82	16.62	0.046
				1	14	21.82	16.62	0.046
				8	0	20.66	15.46	0.035
				8	4	20.54	15.34	0.034
				8	7	20.47	15.27	0.034
				15	0	20.45	15.25	0.033
	1880	18900		1	0	21.35	16.15	0.041
				1	8	21.22	16.02	0.040
				1	14	21.12	15.92	0.039
				8	0	20.18	14.98	0.031
				8	4	20.04	14.84	0.030
				8	7	20.01	14.81	0.030
				15	0	20.09	14.89	0.031
	1908.5	19185		1	0	21.49	16.29	0.043
				1	8	21.35	16.15	0.041
				1	14	21.34	16.14	0.041
				8	0	20.43	15.23	0.033
				8	4	20.29	15.09	0.032
				8	7	20.33	15.13	0.033
				15	0	20.35	15.15	0.033

Modulation	Carrier frequency (MHz)	UL Channel	BW	RB Size	RB Offset	Conducted power (dBm)	ERP/ EIRP (dBm)	ERP/ EIRP (W)
64QAM	1851.5	18615	3	1	0	20.45	15.25	0.033
				1	8	20.45	15.25	0.033
				1	14	20.44	15.24	0.033
				8	0	20.44	15.24	0.033
				8	4	20.44	15.24	0.033
				8	7	20.43	15.23	0.033
				15	0	20.44	15.24	0.033
	1880	18900		1	0	20.09	14.89	0.031
				1	8	20.08	14.88	0.031
				1	14	20.12	14.92	0.031
				8	0	20.08	14.88	0.031
				8	4	20.05	14.85	0.031
				8	7	20.04	14.84	0.030
				15	0	20.09	14.89	0.031
	1908.5	19185		1	0	20.41	15.21	0.033
				1	8	20.41	15.21	0.033
				1	14	20.41	15.21	0.033
				8	0	20.35	15.15	0.033
				8	4	20.41	15.21	0.033
				8	7	20.45	15.25	0.033
				15	0	20.36	15.16	0.033

Modulation	Carrier frequency (MHz)	UL Channel	BW	RB Size	RB Offset	Conducted power (dBm)	ERP/ EIRP (dBm)	ERP/ EIRP (W)
QPSK	1852.5	18625	5	1	0	22.38	17.18	0.052
				1	12	22.21	17.01	0.050
				1	24	22.20	17.00	0.050
				12	0	21.43	16.23	0.042
				12	7	21.28	16.08	0.041
				12	13	21.28	16.08	0.041
				25	0	21.37	16.17	0.041
	1880	18900		1	0	22.13	16.93	0.049
				1	12	22.06	16.86	0.049
				1	24	22.06	16.86	0.049
				12	0	21.21	16.01	0.040
				12	7	21.08	15.88	0.039
				12	13	21.09	15.89	0.039
				25	0	21.18	15.98	0.040
	1907.5	19175		1	0	22.27	17.07	0.051
				1	12	22.22	17.02	0.050
				1	24	22.22	17.02	0.050
				12	0	21.38	16.18	0.041
				12	7	21.28	16.08	0.041
				12	13	21.29	16.09	0.041
				25	0	21.30	16.10	0.041
16QAM	1852.5	18625		1	0	21.42	16.22	0.042
				1	12	21.31	16.11	0.041
				1	24	21.31	16.11	0.041
				12	0	20.52	15.32	0.034
				12	7	20.31	15.11	0.032
				12	13	20.35	15.15	0.033
				25	0	20.43	15.23	0.033
	1880	18900		1	0	21.46	16.26	0.042
				1	12	21.41	16.21	0.042
				1	24	21.40	16.20	0.042
				12	0	20.25	15.05	0.032
				12	7	20.08	14.88	0.031
				12	13	20.12	14.92	0.031
				25	0	20.18	14.98	0.031
	1907.5	19175		1	0	21.42	16.22	0.042
				1	12	21.41	16.21	0.042
				1	24	21.32	16.12	0.041
				12	0	20.31	15.11	0.032
				12	7	20.25	15.05	0.032
				12	13	20.24	15.04	0.032
				25	0	20.35	15.15	0.033

Modulation	Carrier frequency (MHz)	UL Channel	BW	RB Size	RB Offset	Conducted power (dBm)	ERP/ EIRP (dBm)	ERP/ EIRP (W)
64QAM	1852.5	18625	5	1	0	20.48	15.28	0.034
				1	12	20.41	15.21	0.033
				1	24	20.47	15.27	0.034
				12	0	20.49	15.29	0.034
				12	7	20.41	15.21	0.033
				12	13	20.47	15.27	0.034
				25	0	20.46	15.26	0.034
	1880	18900		1	0	20.16	14.96	0.031
				1	12	20.15	14.95	0.031
				1	24	20.11	14.91	0.031
				12	0	20.14	14.94	0.031
				12	7	20.18	14.98	0.031
				12	13	20.13	14.93	0.031
				25	0	20.15	14.95	0.031
	1907.5	19175		1	0	20.38	15.18	0.033
				1	12	20.35	15.15	0.033
				1	24	20.38	15.18	0.033
				12	0	20.37	15.17	0.033
				12	7	20.37	15.17	0.033
				12	13	20.38	15.18	0.033
				25	0	20.38	15.18	0.033

Modulation	Carrier frequency (MHz)	UL Channel	BW	RB Size	RB Offset	Conducted power (dBm)	ERP/ EIRP (dBm)	ERP/ EIRP (W)
QPSK	1855	18650	10	1	0	22.40	17.20	0.052
				1	25	22.25	17.05	0.051
				1	49	22.14	16.94	0.049
				25	0	21.57	16.37	0.043
				25	12	21.34	16.14	0.041
				25	25	21.34	16.14	0.041
				50	0	21.42	16.22	0.042
	1880	18900		1	0	22.16	16.96	0.050
				1	25	22.05	16.85	0.048
				1	49	22.08	16.88	0.049
				25	0	21.18	15.98	0.040
				25	12	21.11	15.91	0.039
				25	25	21.15	15.95	0.039
				50	0	21.22	16.02	0.040
	1905	19150		1	0	22.31	17.11	0.051
				1	25	22.24	17.04	0.051
				1	49	22.14	16.94	0.049
				25	0	21.35	16.15	0.041
				25	12	21.31	16.11	0.041
				25	25	21.30	16.10	0.041
				50	0	21.36	16.16	0.041
16QAM	1855	18650		1	0	21.96	16.76	0.047
				1	25	21.72	16.52	0.045
				1	49	21.73	16.53	0.045
				25	0	20.43	15.23	0.033
				25	12	20.37	15.17	0.033
				25	25	20.40	15.20	0.033
				50	0	20.43	15.23	0.033
	1880	18900		1	0	21.35	16.15	0.041
				1	25	21.32	16.12	0.041
				1	49	21.41	16.21	0.042
				25	0	20.26	15.06	0.032
				25	12	20.09	14.89	0.031
				25	25	20.15	14.95	0.031
				50	0	20.23	15.03	0.032
	1905	19150		1	0	21.36	16.16	0.041
				1	25	21.40	16.20	0.042
				1	49	21.39	16.19	0.042
				25	0	20.46	15.26	0.034
				25	12	20.44	15.24	0.033
				25	25	20.44	15.24	0.033
				50	0	20.40	15.20	0.033

Modulation	Carrier frequency (MHz)	UL Channel	BW	RB Size	RB Offset	Conducted power (dBm)	ERP/ EIRP (dBm)	ERP/ EIRP (W)
64QAM	1855	18650	10	1	0	20.40	15.20	0.033
				1	25	20.44	15.24	0.033
				1	49	20.38	15.18	0.033
				25	0	20.38	15.18	0.033
				25	12	20.40	15.20	0.033
				25	25	20.42	15.22	0.033
				50	0	20.41	15.21	0.033
	1880	18900		1	0	20.17	14.97	0.031
				1	25	20.13	14.93	0.031
				1	49	20.12	14.92	0.031
				25	0	20.21	15.01	0.032
				25	12	20.23	15.03	0.032
				25	25	20.18	14.98	0.031
				50	0	20.27	15.07	0.032
	1905	19150		1	0	20.38	15.18	0.033
				1	25	20.40	15.20	0.033
				1	49	20.40	15.20	0.033
				25	0	20.38	15.18	0.033
				25	12	20.39	15.19	0.033
				25	25	20.39	15.19	0.033
				50	0	20.39	15.19	0.033

Modulation	Carrier frequency (MHz)	UL Channel	BW	RB Size	RB Offset	Conducted power (dBm)	ERP/ EIRP (dBm)	ERP/ EIRP (W)
QPSK	1857.5	18675	15	1	0	22.45	17.25	0.053
				1	37	22.12	16.92	0.049
				1	74	22.08	16.88	0.049
				36	0	21.32	16.12	0.041
				36	29	21.24	16.04	0.040
				36	30	21.22	16.02	0.040
				75	0	21.27	16.07	0.040
	1880	18900		1	0	22.13	16.93	0.049
				1	37	21.93	16.73	0.047
				1	74	22.00	16.80	0.048
				36	0	21.11	15.91	0.039
				36	29	21.12	15.92	0.039
				36	30	21.09	15.89	0.039
				75	0	21.05	15.85	0.038
	1902.5	19125		1	0	22.22	17.02	0.050
				1	37	22.18	16.98	0.050
				1	74	22.20	17.00	0.050
				36	0	21.20	16.00	0.040
				36	29	21.30	16.10	0.041
				36	30	21.29	16.09	0.041
				75	0	21.29	16.09	0.041
16QAM	1857.5	18675		1	0	21.92	16.72	0.047
				1	37	21.70	16.50	0.045
				1	74	21.70	16.50	0.045
				36	0	20.32	15.12	0.033
				36	29	20.25	15.05	0.032
				36	30	20.25	15.05	0.032
				75	0	20.26	15.06	0.032
	1880	18900		1	0	21.71	16.51	0.045
				1	37	21.75	16.55	0.045
				1	74	21.70	16.50	0.045
				36	0	20.12	14.92	0.031
				36	29	20.18	14.98	0.031
				36	30	20.11	14.91	0.031
				75	0	20.12	14.92	0.031
	1902.5	19125		1	0	21.47	16.27	0.042
				1	37	21.26	16.06	0.040
				1	74	21.37	16.17	0.041
				36	0	20.25	15.05	0.032
				36	29	20.27	15.07	0.032
				36	30	20.28	15.08	0.032
				75	0	20.27	15.07	0.032

Modulation	Carrier frequency (MHz)	UL Channel	BW	RB Size	RB Offset	Conducted power (dBm)	ERP/ EIRP (dBm)	ERP/ EIRP (W)
64QAM	1857.5	18675	15	1	0	20.26	15.06	0.032
				1	37	20.23	15.03	0.032
				1	74	20.24	15.04	0.032
				36	0	20.30	15.10	0.032
				36	29	20.29	15.09	0.032
				36	30	20.30	15.10	0.032
				75	0	20.22	15.02	0.032
	1880	18900		1	0	20.07	14.87	0.031
				1	37	20.13	14.93	0.031
				1	74	20.14	14.94	0.031
				36	0	20.14	14.94	0.031
				36	29	20.05	14.85	0.031
				36	30	20.12	14.92	0.031
				75	0	20.10	14.90	0.031
	1902.5	19125		1	0	20.23	15.03	0.032
				1	37	20.31	15.11	0.032
				1	74	20.30	15.10	0.032
				36	0	20.28	15.08	0.032
				36	29	20.27	15.07	0.032
				36	30	20.26	15.06	0.032
				75	0	20.28	15.08	0.032

Modulation	Carrier frequency (MHz)	UL Channel	BW	RB Size	RB Offset	Conducted power (dBm)	ERP/ EIRP (dBm)	ERP/ EIRP (W)
QPSK	1860	18700	20	1	0	22.10	16.90	0.049
				1	49	21.95	16.75	0.047
				1	99	22.02	16.82	0.048
				50	0	21.26	16.06	0.040
				50	24	21.18	15.98	0.040
				50	50	21.19	15.99	0.040
				100	0	21.27	16.07	0.040
	1880	18900		1	0	22.15	16.95	0.050
				1	49	22.11	16.91	0.049
				1	99	22.11	16.91	0.049
				50	0	21.13	15.93	0.039
				50	24	21.04	15.84	0.038
				50	50	21.09	15.89	0.039
				100	0	21.15	15.95	0.039
	1900	19100		1	0	22.12	16.92	0.049
				1	49	22.07	16.87	0.049
				1	99	22.13	16.93	0.049
				50	0	21.19	15.99	0.040
				50	24	21.20	16.00	0.040
				50	50	21.20	16.00	0.040
				100	0	21.35	16.15	0.041
16QAM	1860	18700		1	0	21.61	16.41	0.044
				1	49	21.39	16.19	0.042
				1	99	21.36	16.16	0.041
				50	0	20.27	15.07	0.032
				50	24	20.11	14.91	0.031
				50	50	20.11	14.91	0.031
				100	0	20.26	15.06	0.032
	1880	18900		1	0	21.48	16.28	0.042
				1	49	21.59	16.39	0.044
				1	99	21.46	16.26	0.042
				50	0	20.12	14.92	0.031
				50	24	20.11	14.91	0.031
				50	50	20.05	14.85	0.031
				100	0	20.10	14.90	0.031
	1900	19100		1	0	21.85	16.65	0.046
				1	49	21.75	16.55	0.045
				1	99	21.88	16.68	0.047
				50	0	20.24	15.04	0.032
				50	24	20.19	14.99	0.032
				50	50	20.17	14.97	0.031
				100	0	20.21	15.01	0.032

Modulation	Carrier frequency (MHz)	UL Channel	BW	RB Size	RB Offset	Conducted power (dBm)	ERP/ EIRP (dBm)	ERP/ EIRP (W)
64QAM	1860	18700	20	1	0	20.29	15.09	0.032
				1	49	20.25	15.05	0.032
				1	99	20.26	15.06	0.032
				50	0	20.28	15.08	0.032
				50	24	20.23	15.03	0.032
				50	50	20.29	15.09	0.032
				100	0	20.26	15.06	0.032
	1880	18900		1	0	20.06	14.86	0.031
				1	49	20.13	14.93	0.031
				1	99	20.13	14.93	0.031
				50	0	20.14	14.94	0.031
				50	24	20.13	14.93	0.031
				50	50	20.16	14.96	0.031
				100	0	20.13	14.93	0.031
	1900	19100		1	0	20.21	15.01	0.032
				1	49	20.26	15.06	0.032
				1	99	20.23	15.03	0.032
				50	0	20.24	15.04	0.032
				50	24	20.27	15.07	0.032
				50	50	20.25	15.05	0.032
				100	0	20.24	15.04	0.032