APPENDIX A – TEST DATA OF CONDUCTED EMISSION

LTE Band 12

1 RF Power Output

Modulation	Carrier frequency (MHz)	UL Channel	BW	RB Size	RB Offset	Conducted power (dBm)
QPSK	699.7	23017	1.4	1	0	22.98
				1	3	22.95
				1	5	22.95
				3	0	22.96
				3	1	22.95
				3	3	22.95
				6	0	22.06
	707.5	23095		1	0	22.94
				1	3	22.89
				1	5	22.88
				3	0	22.94
				3	1	22.88
				3	3	22.88
				6	0	22.03
	715.3	23173		1	0	22.94
				1	3	22.84
				1	5	22.86
				3	0	22.94
				3	1	22.85
				3	3	22.84
				6	0	21.96
16QAM	699.7	23017		1	0	22.17
				1	3	22.11
				1	5	22.11
				3	0	22.22
				3	1	22.24
				3	3	22.24
				6	0	21.08
	707.5	23095		1	0	22.05
				1	3	22.12
				1	5	22.05
				3	0	22.23
				3	1	22.25
				3	3	22.25
				6	0	21.07
	715.3	23173		1	0	22.04
				1	3	21.97
				1	5	21.95
				3	0	22.15
				3	1	22.12
				3	3	22.19
				6	0	21.00

Modulation	Carrier frequency (MHz)	UL Channel	BW	RB Size	RB Offset	Conducted power (dBm)
64QAM	699.7	23017	1.4	1	0	21.09
				1	3	21.09
				1	5	21.09
				3	0	21.09
				3	1	21.09
				3	3	21.15
				6	0	21.08
	707.5	23095		1	0	21.06
				1	3	21.07
				1	5	21.07
				3	0	21.06
				3	1	21.13
				3	3	21.07
				6	0	21.06
	715.3	23173		1	0	21.01
				1	3	21.02
				1	5	21.01
				3	0	21.02
				3	1	21.00
				3	3	21.00
				6	0	21.02

Modulation	Carrier frequency (MHz)	UL Channel	BW	RB Size	RB Offset	Conducted power (dBm)
QPSK	700.5	23025	3	1	0	23.09
				1	8	22.98
				1	14	22.93
				8	0	22.22
				8	4	22.09
				8	7	22.09
				15	0	22.14
	707.5	23095		1	0	22.98
				1	8	22.97
				1	14	22.96
				8	0	22.11
				8	4	22.11
				8	7	22.10
				15	0	22.10
	714.5	23165		1	0	22.98
				1	8	22.89
				1	14	22.92
				8	0	22.01
				8	4	21.96
				8	7	22.00
				15	0	21.99
16QAM	700.5	23025		1	0	22.72
				1	8	22.63
				1	14	22.60
				8	0	21.14
				8	4	21.11
				8	7	21.12
				15	0	21.20
	707.5	23095		1	0	22.26
				1	8	22.14
				1	14	22.20
				8	0	21.13
				8	4	21.14
				8	7	21.15
				15	0	21.17
	714.5	23165		1	0	22.57
				1	8	22.61
				1	14	22.51
				8	0	21.25
				8	4	21.18
				8	7	21.18
				15	0	21.09

Modulation	Carrier frequency (MHz)	UL Channel	BW	RB Size	RB Offset	Conducted power (dBm)
64QAM	700.5	23025	3	1	0	21.20
				1	8	21.20
				1	14	21.21
				8	0	21.20
				8	4	21.23
				8	7	21.22
				15	0	21.22
	707.5	23095		1	0	21.17
				1	8	21.17
				1	14	21.18
				8	0	21.10
				8	4	21.17
				8	7	21.17
				15	0	21.17
	714.5	23165		1	0	21.08
				1	8	21.08
				1	14	21.09
				8	0	21.08
				8	4	21.09
				8	7	21.08
				15	0	21.08

Modulation	Carrier frequency (MHz)	UL Channel	BW	RB Size	RB Offset	Conducted power (dBm)
QPSK	701.5	23035	5	1	0	23.01
				1	12	22.98
				1	24	23.01
				12	0	22.18
				12	7	22.13
				12	13	22.12
				25	0	22.12
	707.5	23095		1	0	23.01
				1	12	22.99
				1	24	22.99
				12	0	22.04
				12	7	22.10
				12	13	22.10
				25	0	22.05
	713.5	23155		1	0	23.03
				1	12	22.96
				1	24	22.88
				12	0	22.03
				12	7	22.02
				12	13	22.01
				25	0	22.02
16QAM	701.5	23035		1	0	22.05
				1	12	22.06
				1	24	22.07
				12	0	21.18
				12	7	21.10
				12	13	21.09
				25	0	21.20
	707.5	23095		1	0	21.95
				1	12	22.03
				1	24	22.03
				12	0	21.13
				12	7	21.09
				12	13	21.10
				25	0	21.11
	713.5	23155		1	0	22.33
				1	12	22.27
				1	24	22.27
				12	0	21.08
				12	7	21.07
				12	13	21.07
				25	0	21.04

Modulation	Carrier frequency (MHz)	UL Channel	BW	RB Size	RB Offset	Conducted power (dBm)
64QAM	701.5	23035	5	1	0	21.18
				1	12	21.18
				1	24	21.18
				12	0	21.18
				12	7	21.18
				12	13	21.18
				25	0	21.17
	707.5	23095		1	0	21.11
				1	12	21.14
				1	24	21.11
				12	0	21.11
				12	7	21.13
				12	13	21.13
				25	0	21.10
	713.5	23155		1	0	21.04
				1	12	21.03
				1	24	21.03
				12	0	21.03
				12	7	21.04
				12	13	21.05
				25	0	21.04

Modulation	Carrier frequency (MHz)	UL Channel	BW	RB Size	RB Offset	Conducted power (dBm)
QPSK	707.5	23095	10	1	0	23.07
				1	25	22.96
				1	49	22.99
				25	0	22.12
				25	12	22.08
				25	25	22.12
				50	0	22.08
	711	23130		1	0	22.97
				1	25	23.01
				1	49	22.79
				25	0	22.06
				25	12	22.09
				25	25	22.07
				50	0	22.00
16QAM	707.5	23095		1	0	22.27
				1	25	22.20
				1	49	22.14
				25	0	21.04
				25	12	21.12
				25	25	21.15
				50	0	21.06
	711	23130		1	0	22.21
				1	25	22.11
				1	49	22.11
				25	0	21.11
				25	12	21.13
				25	25	21.14
				50	0	21.07

Modulation	Carrier frequency (MHz)	UL Channel	BW	RB Size	RB Offset	Conducted power (dBm)
64QAM	704	23060	10	1	0	23.00
				1	25	22.89
				1	49	23.07
				25	0	22.99
				25	12	23.00
				25	25	23.03
				50	0	23.08
	707.5	23095		1	0	21.09
				1	25	21.06
				1	49	21.15
				25	0	21.06
				25	12	21.05
				25	25	21.14
				50	0	21.11
	711	23130		1	0	21.01
				1	25	21.08
				1	49	20.97
				25	0	21.08
				25	12	21.05
				25	25	21.01
				50	0	21.01

2 Occupied Bandwidth

Band	Carrier frequency (MHz)	Channel	BW (MHz)	RB Size	RB Offset	Bandwidth of 99% Power (MHz)					
						QPSK		16-QAM		64-QAM	
12	699.7	23017	1.4	6	0	1.082	Fig.1	1.082	Fig.2	1.082	Fig.3
	707.5	23095		6	0	1.082	Fig.4	1.082	Fig.5	1.082	Fig.6
	715.3	23173		6	0	1.082	Fig.7	1.088	Fig.8	1.082	Fig.9
	700.5	23025	3	15	0	2.683	Fig.10	2.683	Fig.11	2.683	Fig.12
	707.5	23095		15	0	2.683	Fig.13	2.683	Fig.14	2.696	Fig.15
	714.5	23165		15	0	2.683	Fig.16	2.683	Fig.17	2.683	Fig.18
	701.5	23035	5	25	0	4.472	Fig.19	4.472	Fig.20	4.472	Fig.21
	707.5	23095		25	0	4.472	Fig.22	4.472	Fig.23	4.472	Fig.24
	713.5	23155		25	0	4.493	Fig.25	4.472	Fig.26	4.472	Fig.27
	704	23060	10	50	0	8.944	Fig.28	8.944	Fig.29	8.944	Fig.30
	707.5	23095		50	0	8.944	Fig.31	8.944	Fig.32	8.944	Fig.33
	711	23130		50	0	8.944	Fig.34	8.944	Fig.35	8.944	Fig.36

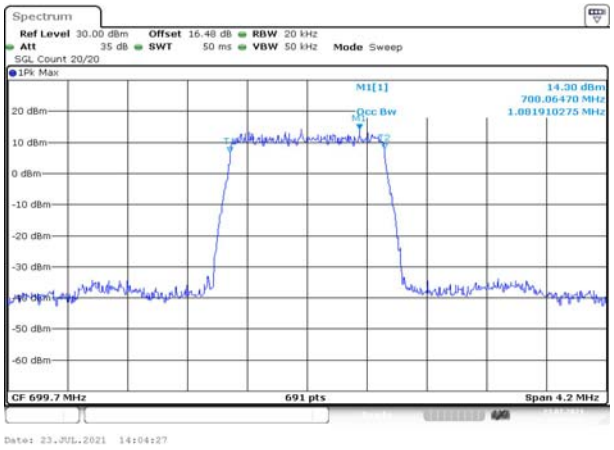

Fig.1

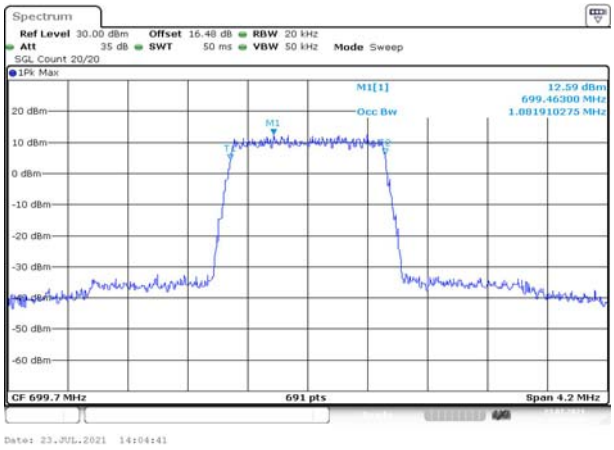

Fig.2

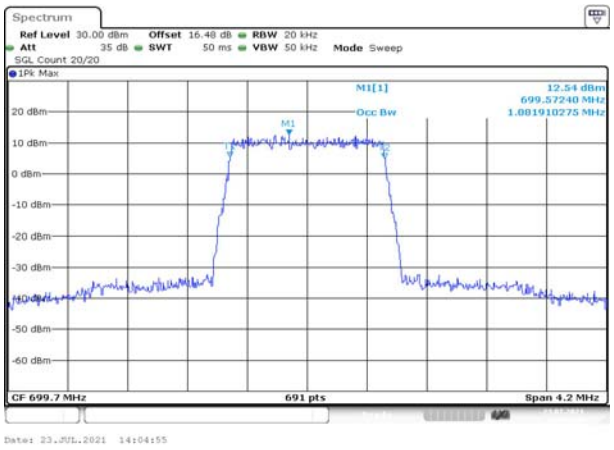

Fig.3

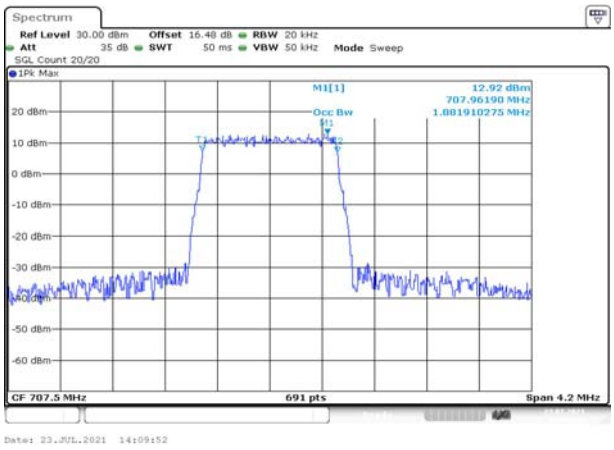

Fig.4

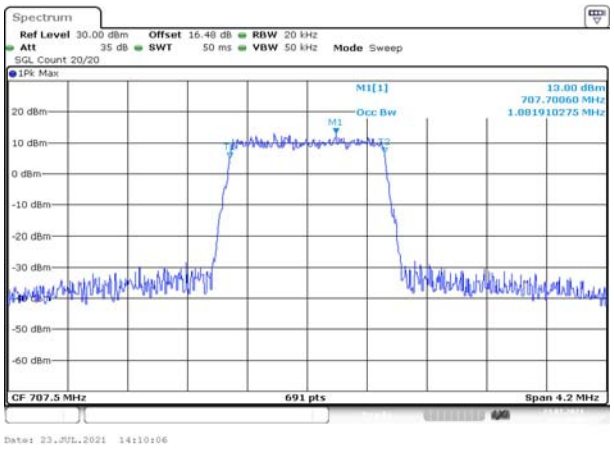

Fig.5

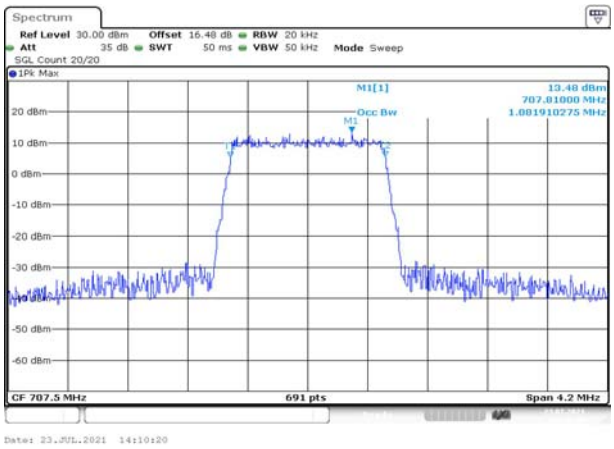

Fig.6

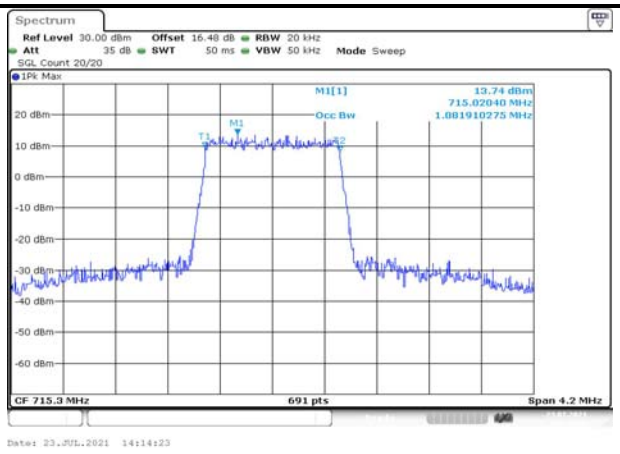

Fig.7

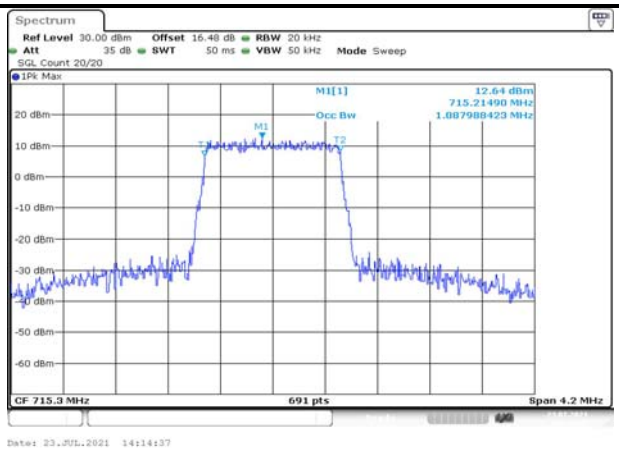

Fig.8

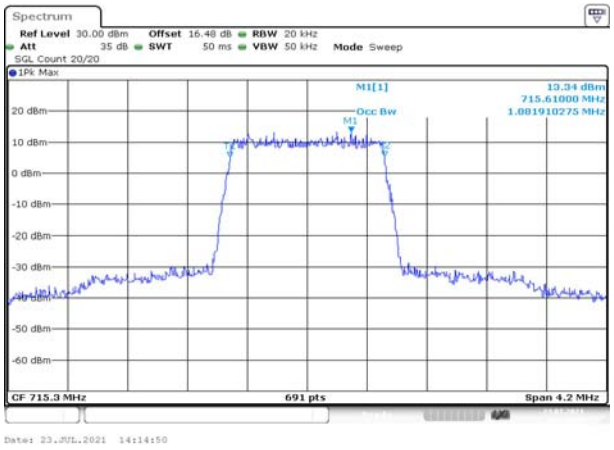

Fig.9

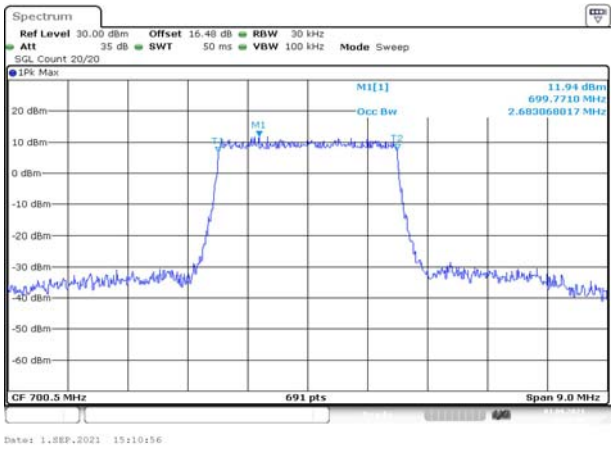

Fig.10

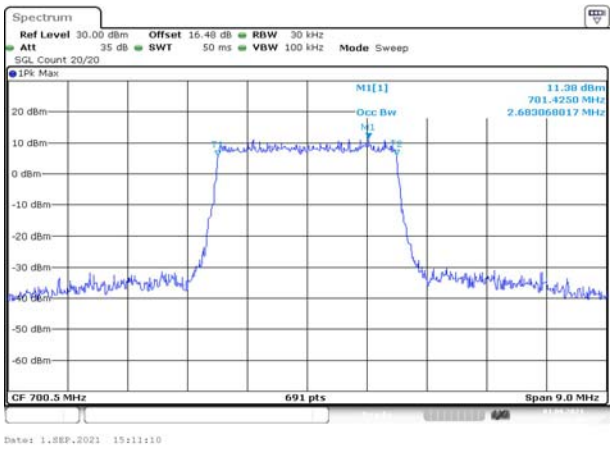

Fig.11

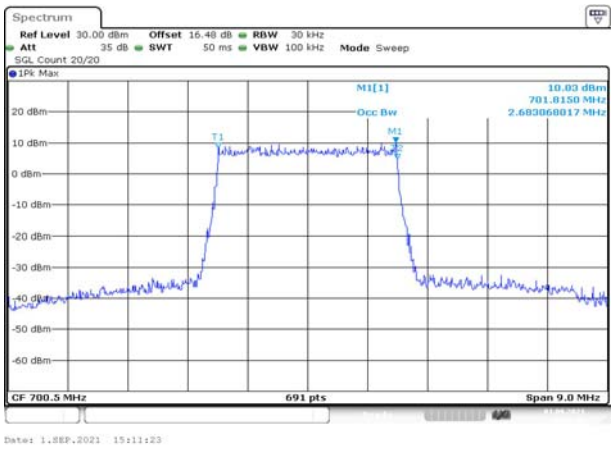

Fig.12

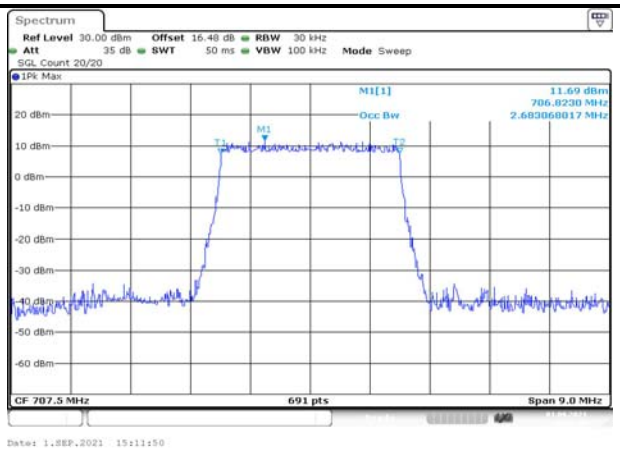

Fig.13

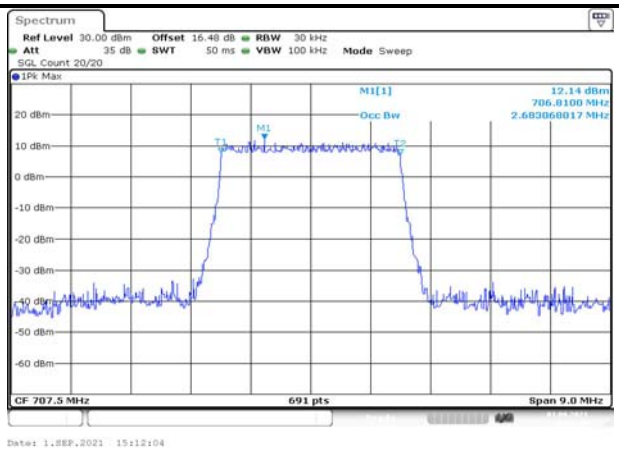

Fig.14

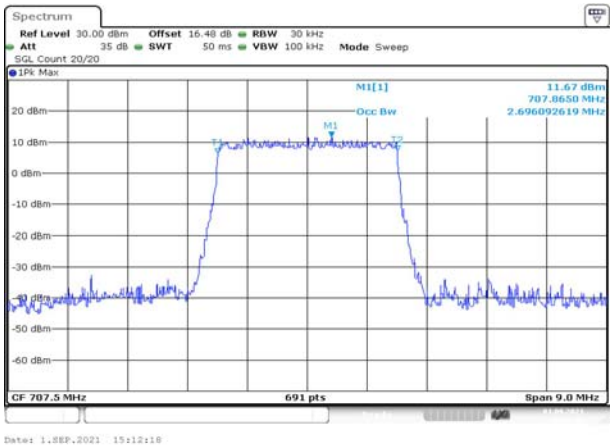

Fig.15

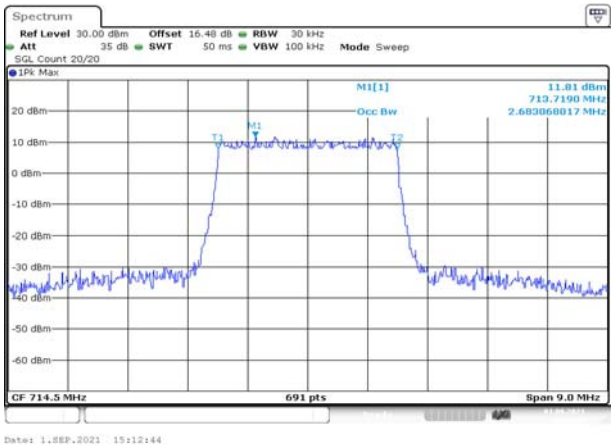

Fig.16

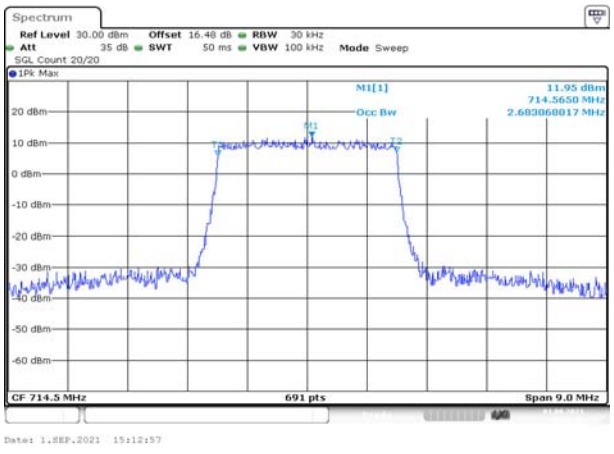

Fig.17

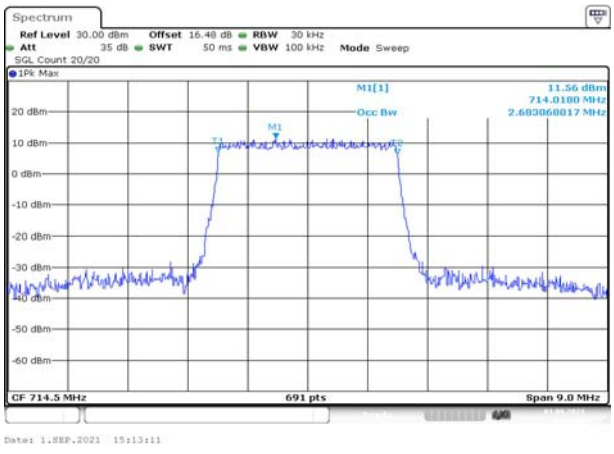

Fig.18

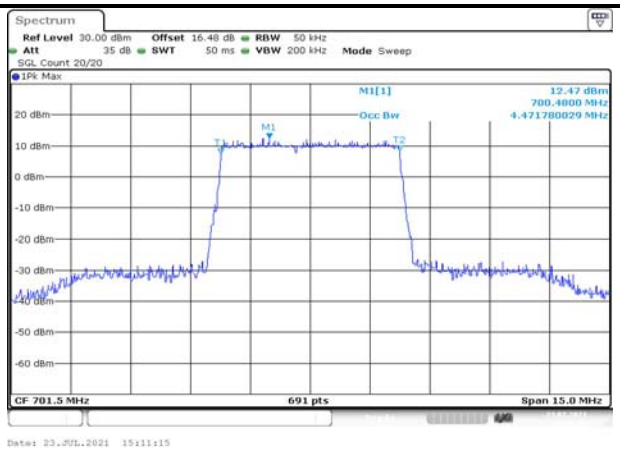

Fig.19

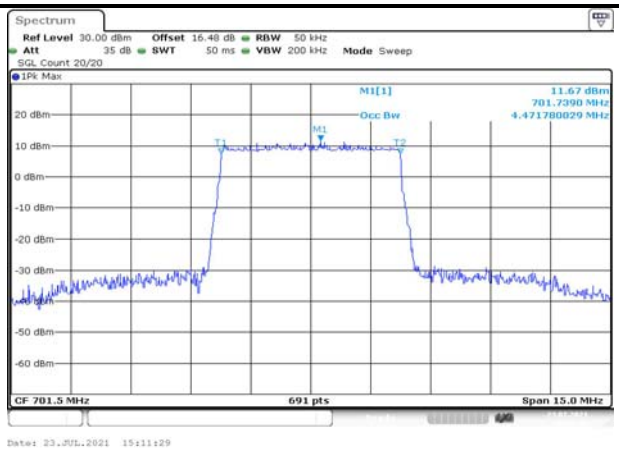

Fig.20

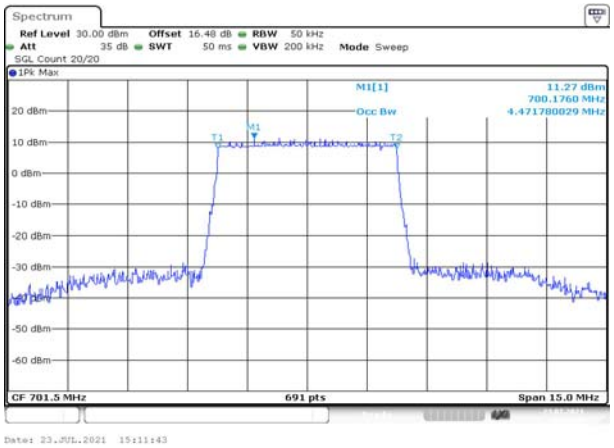

Fig.21

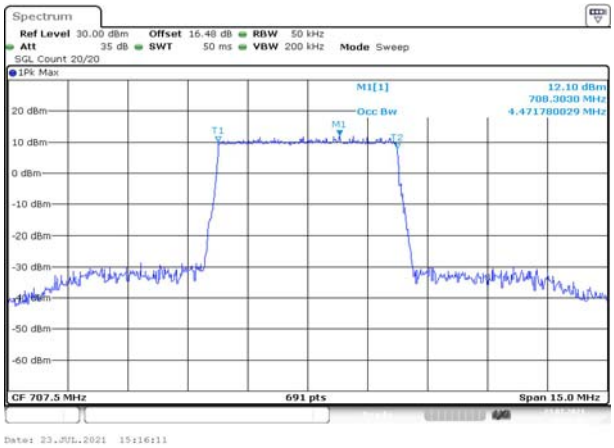

Fig.22

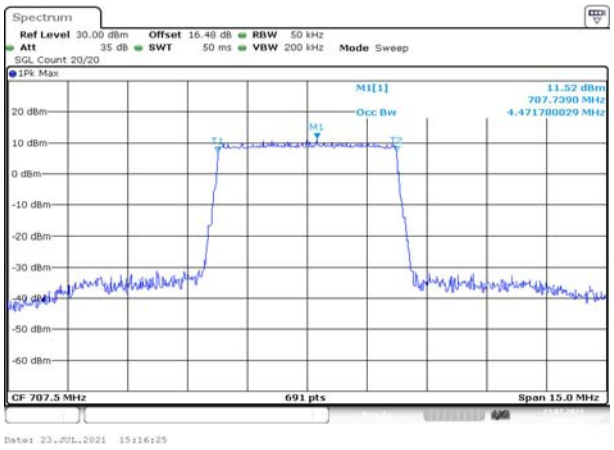

Fig.23

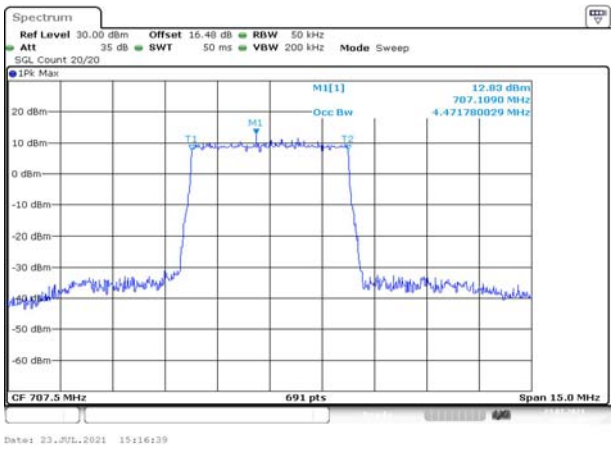

Fig.24

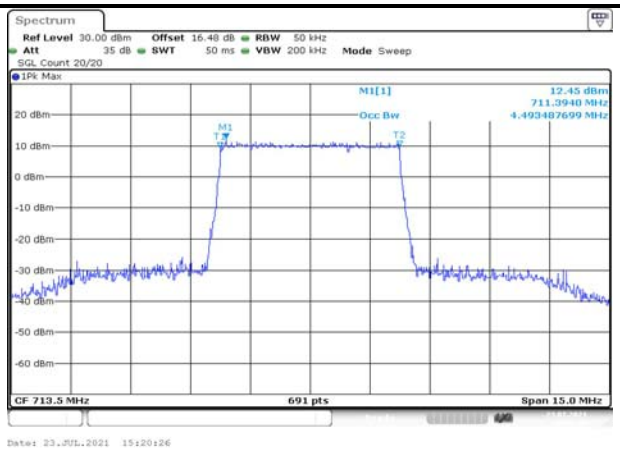

Fig.25

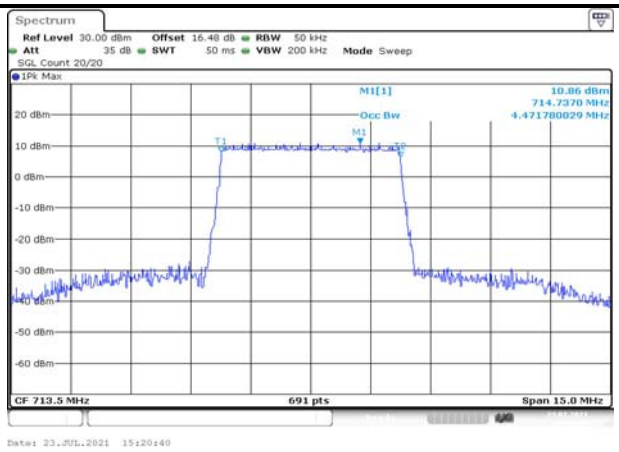

Fig.26

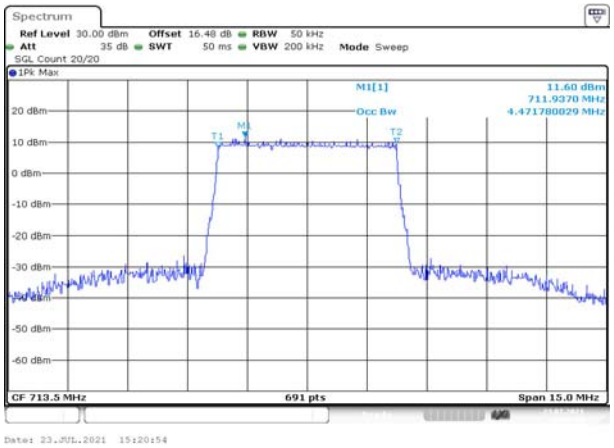

Fig.27

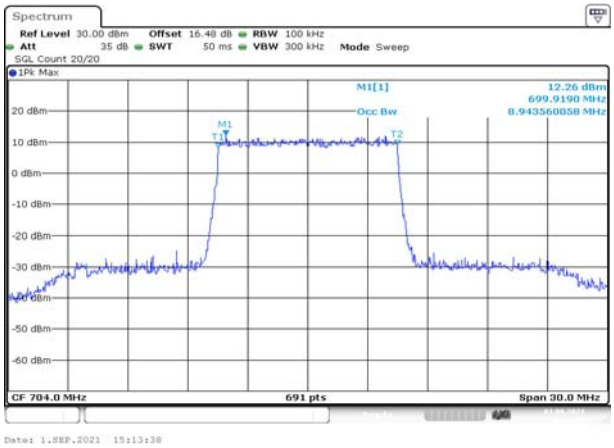

Fig.28

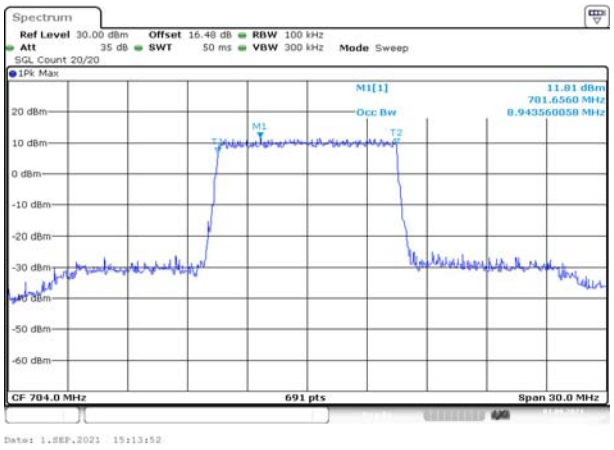

Fig.29

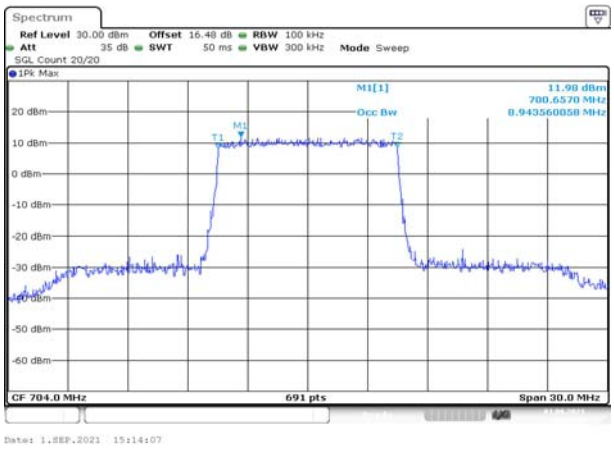

Fig.30

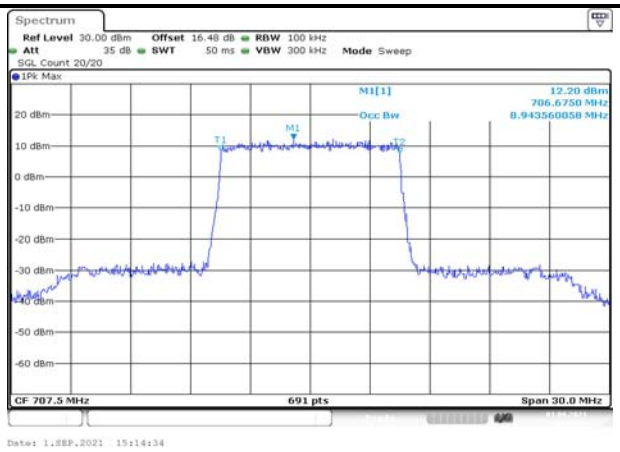

Fig.31

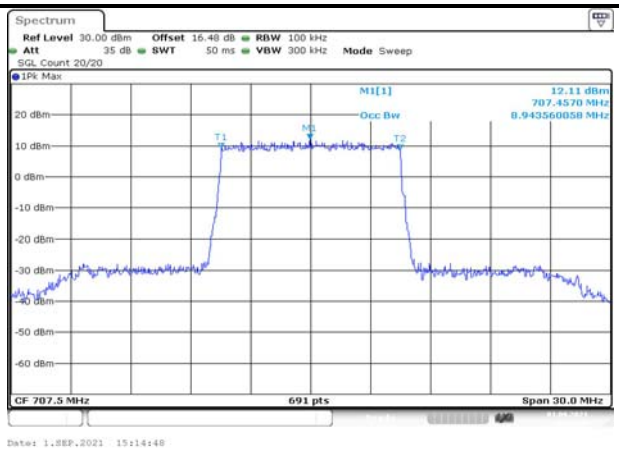

Fig.32

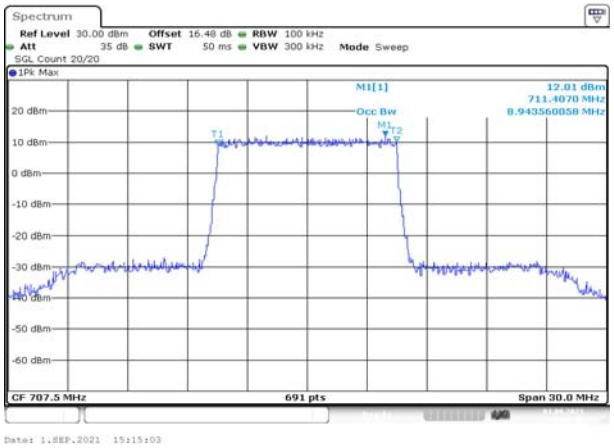

Fig.33

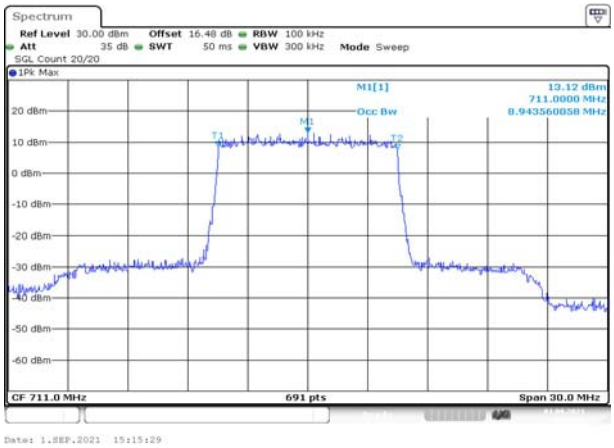

Fig.34

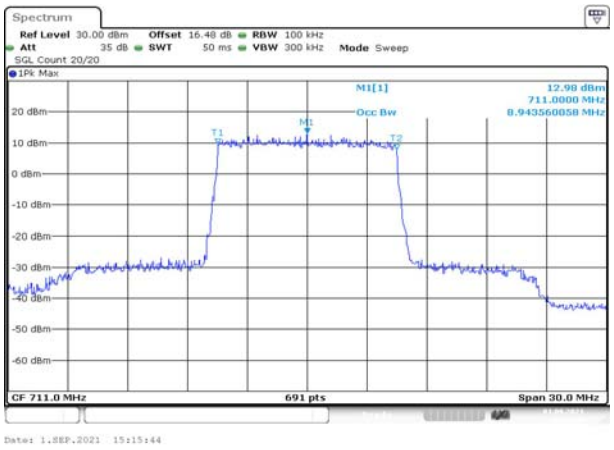

Fig.35

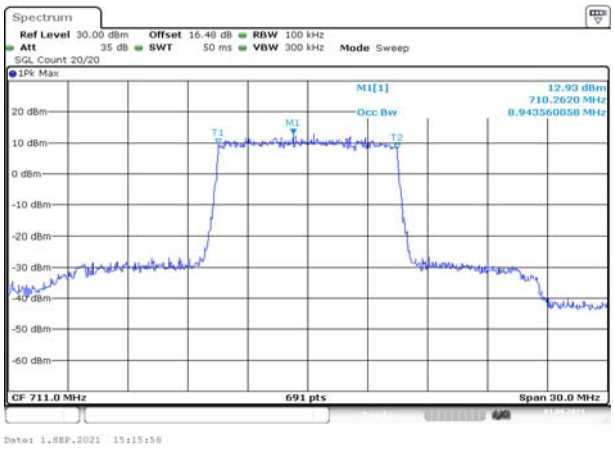

Fig.36

3 Emission Bandwidth

Band	Carrier frequency (MHz)	Channel	BW (MHz)	RB Size	RB Offset	Bandwidth of -26dB transmitter power (MHz)					
						QPSK		16-QAM		64-QAM	
12	699.7	23017	1.4	6	0	1.228	Fig.1	1.222	Fig.2	1.216	Fig.3
	707.5	23095		6	0	1.222	Fig.4	1.216	Fig.5	1.204	Fig.6
	715.3	23173		6	0	1.222	Fig.7	1.216	Fig.8	1.210	Fig.9
	700.5	23025	3	15	0	2.944	Fig.10	2.918	Fig.11	2.944	Fig.12
	707.5	23095		15	0	2.931	Fig.13	2.918	Fig.14	2.918	Fig.15
	714.5	23165		15	0	2.944	Fig.16	2.931	Fig.17	2.918	Fig.18
	701.5	23035	5	25	0	4.884	Fig.19	4.884	Fig.20	4.863	Fig.21
	707.5	23095		25	0	4.863	Fig.22	4.884	Fig.23	4.863	Fig.24
	713.5	23155		25	0	4.863	Fig.25	4.863	Fig.26	4.906	Fig.27
	704	23060	10	50	0	9.638	Fig.28	9.682	Fig.29	9.638	Fig.30
	707.5	23095		50	0	9.638	Fig.31	9.638	Fig.32	9.638	Fig.33
	711	23130		50	0	9.508	Fig.34	9.551	Fig.35	9.551	Fig.36

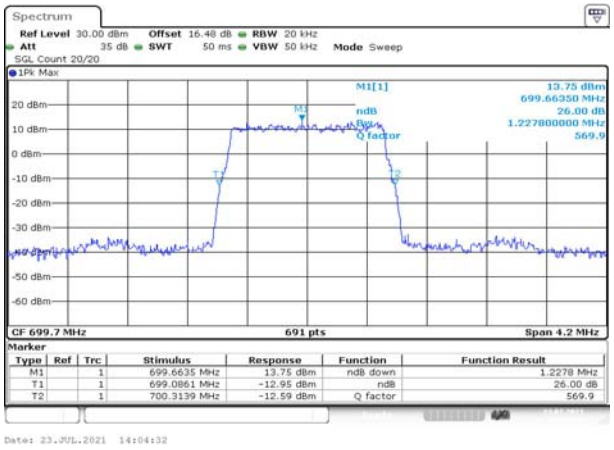

Fig.1

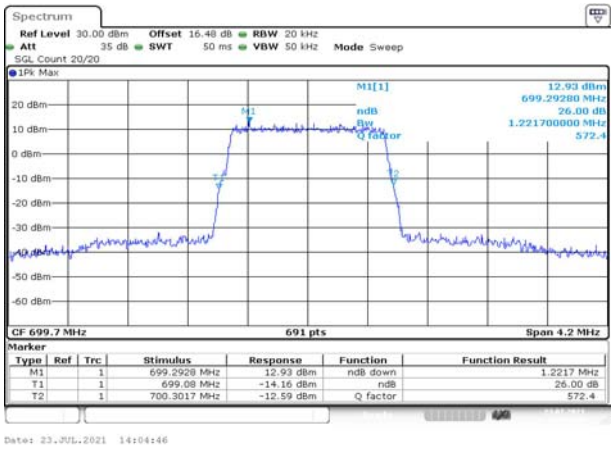

Fig.2

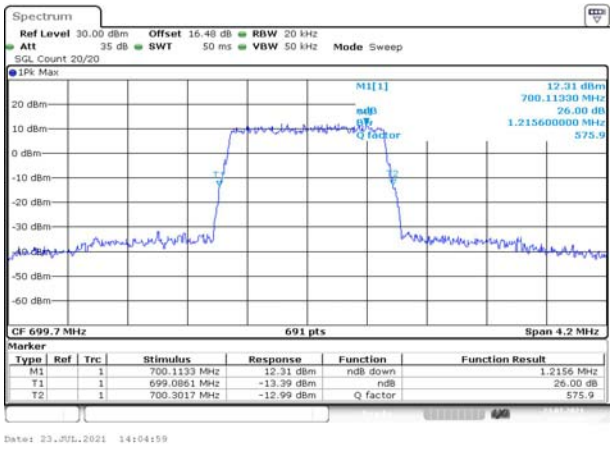

Fig.3

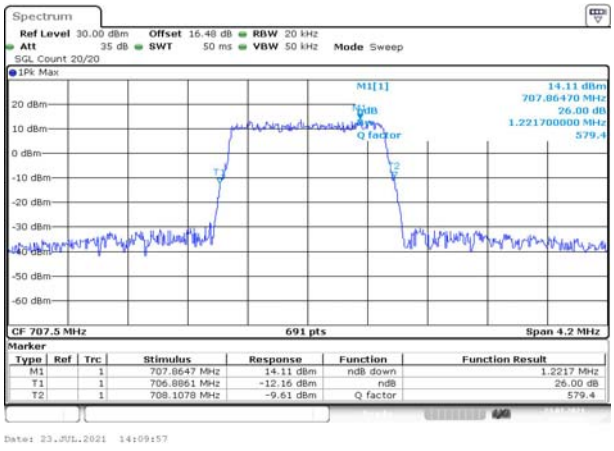

Fig.4

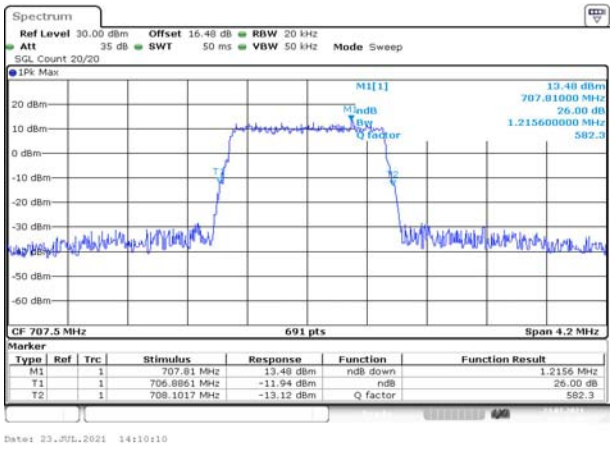

Fig.5

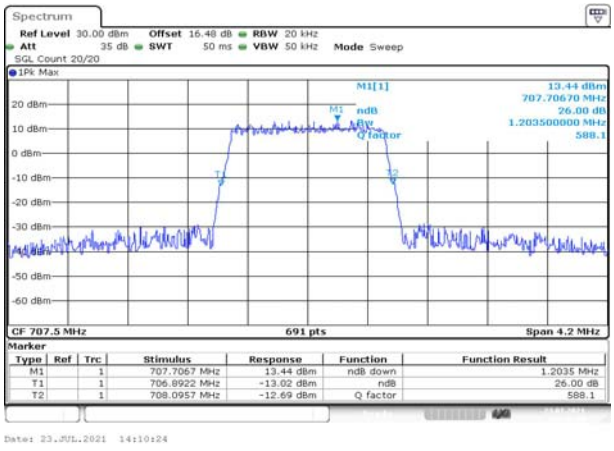

Fig.6

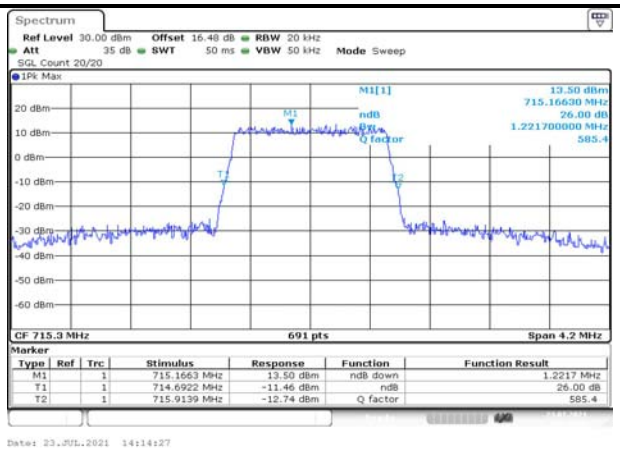

Fig.7

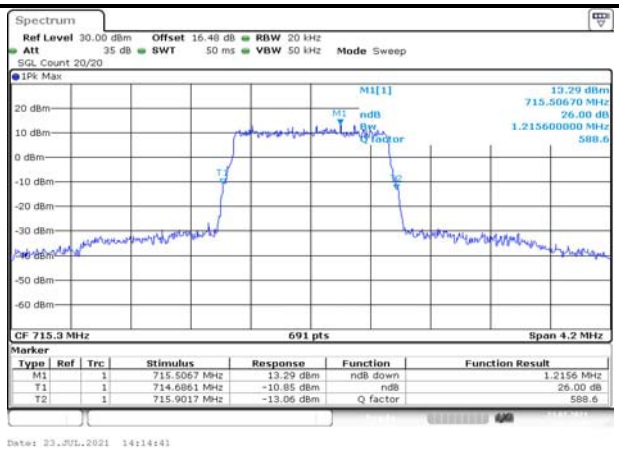

Fig.8

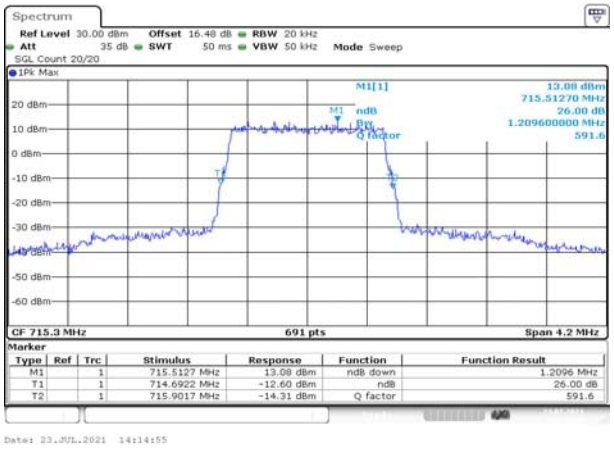

Fig.9

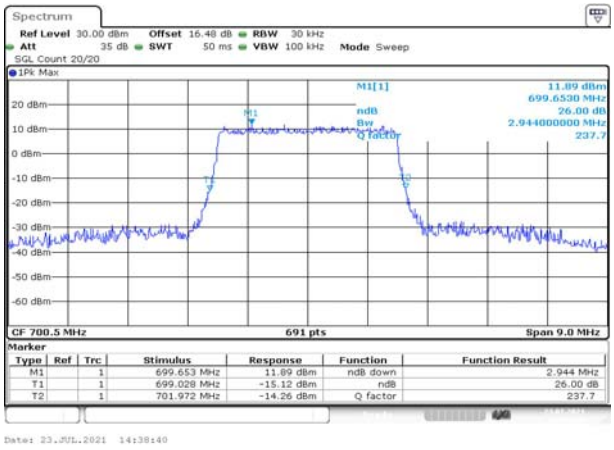

Fig.10

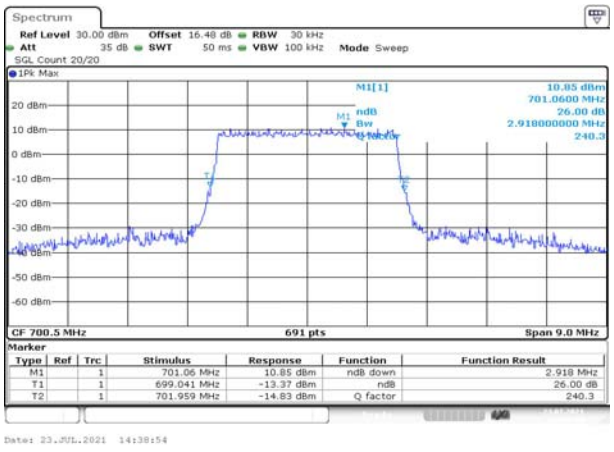

Fig.11

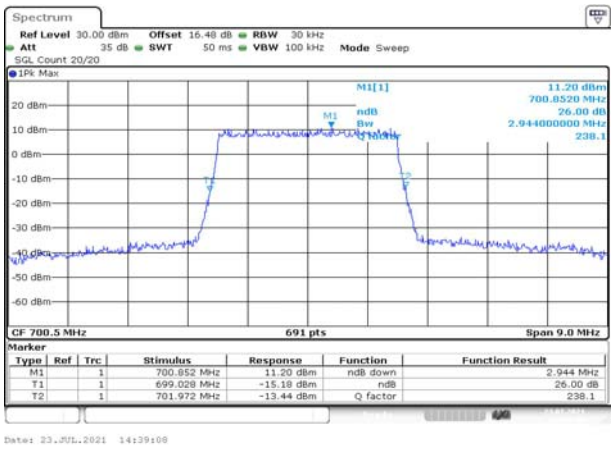

Fig.12

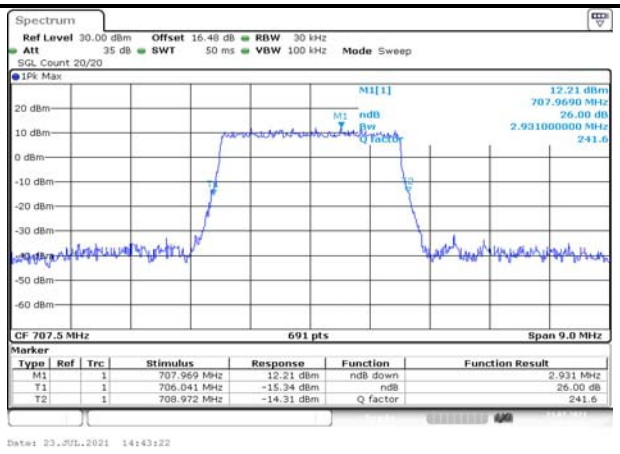

Fig.13

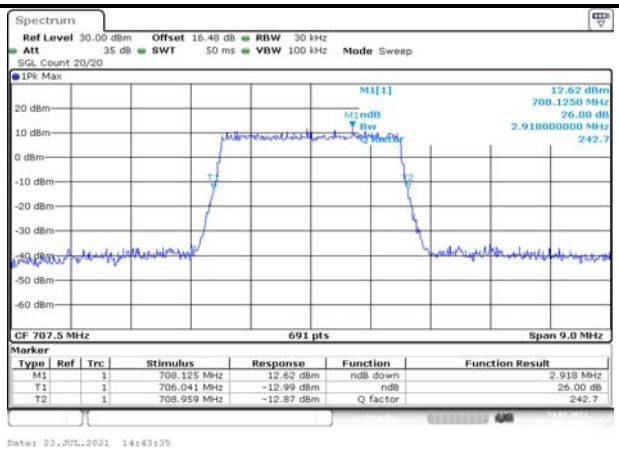

Fig.14

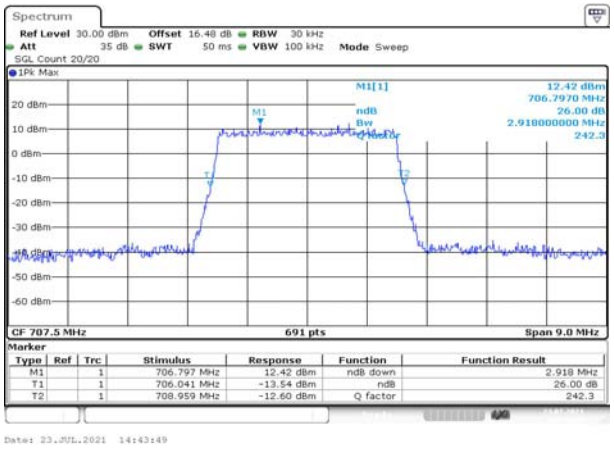

Fig.15

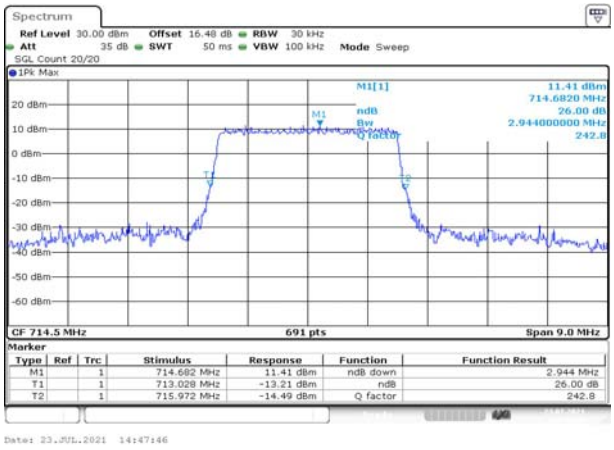

Fig.16

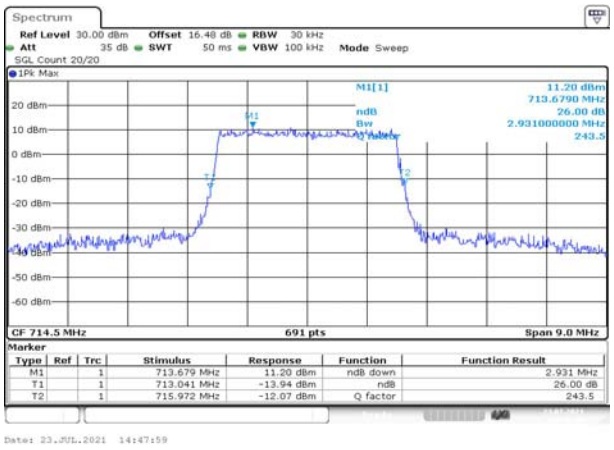

Fig.17

Fig.18

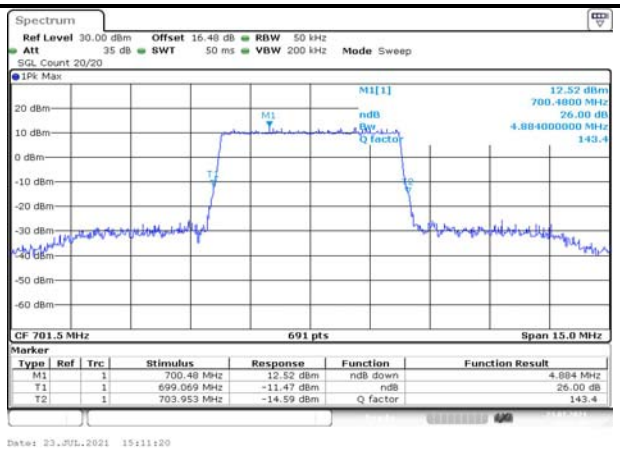

Fig.19

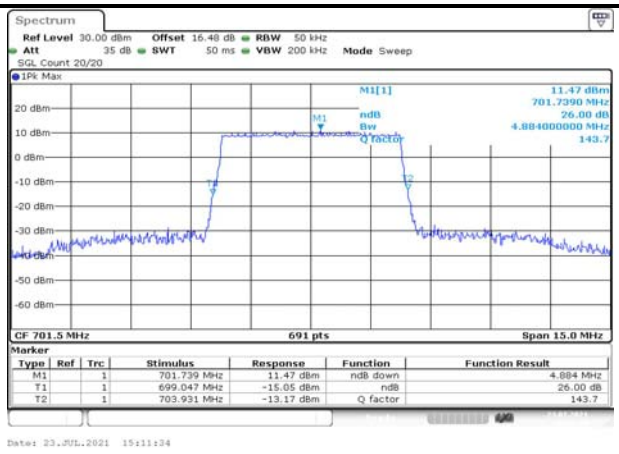

Fig.20

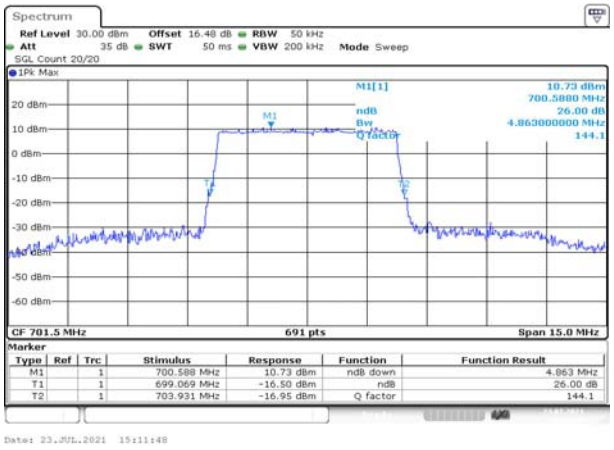

Fig.21

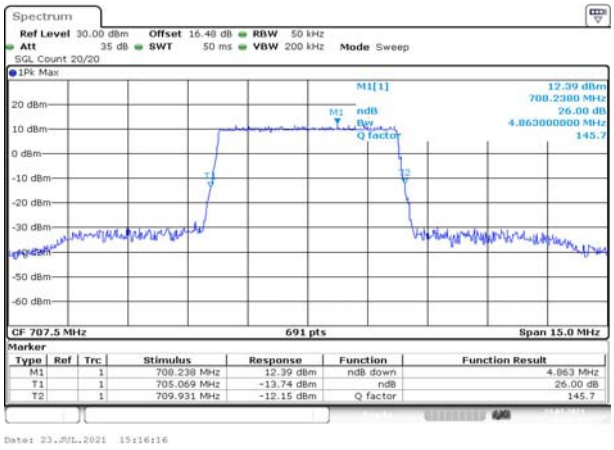

Fig.22

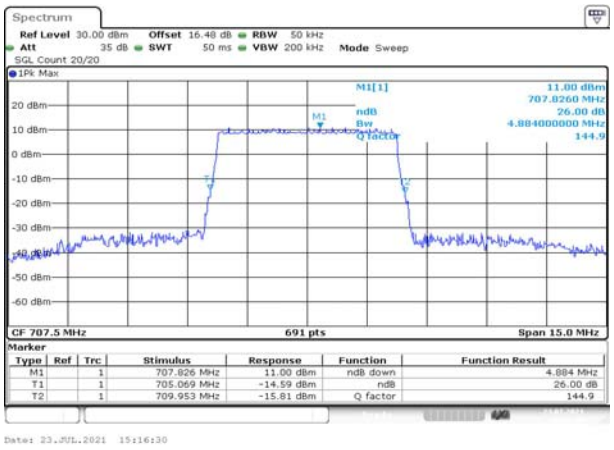

Fig.23

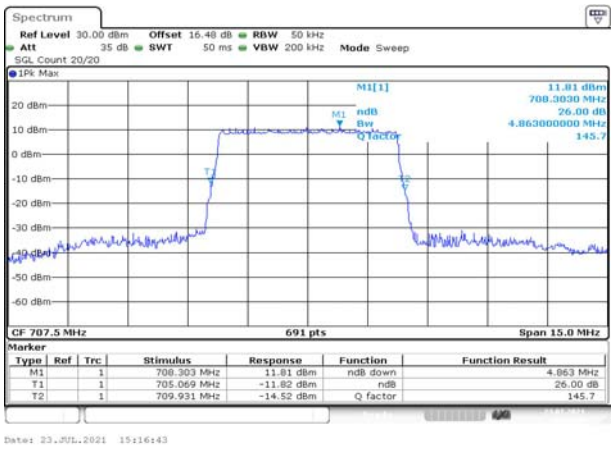

Fig.24

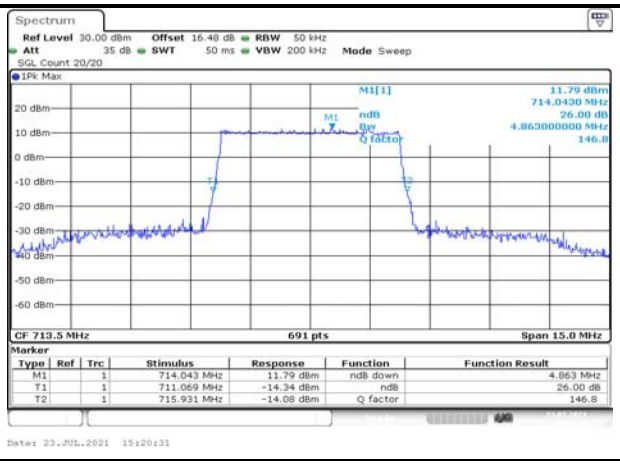

Fig.25

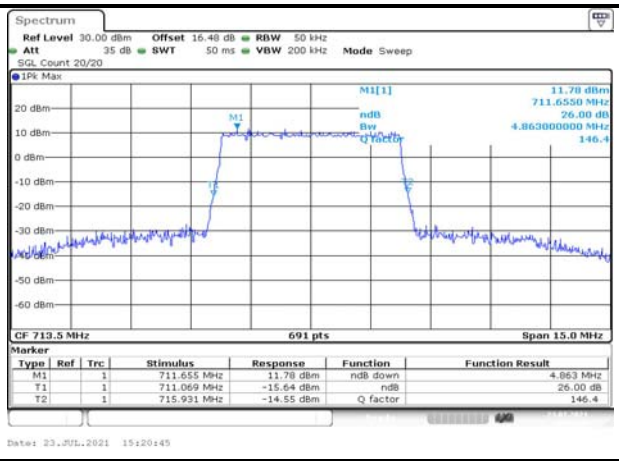

Fig.26

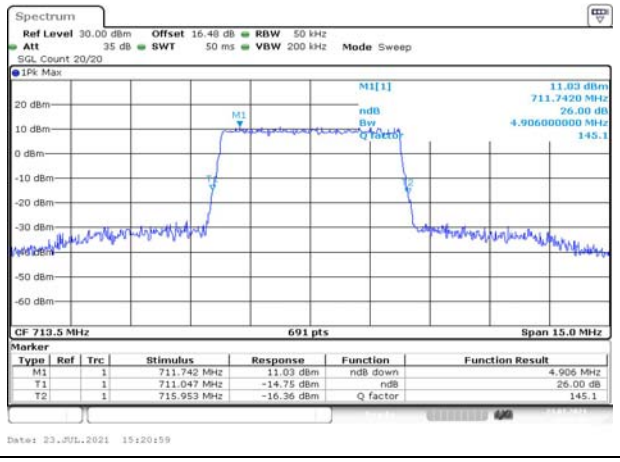

Fig.27

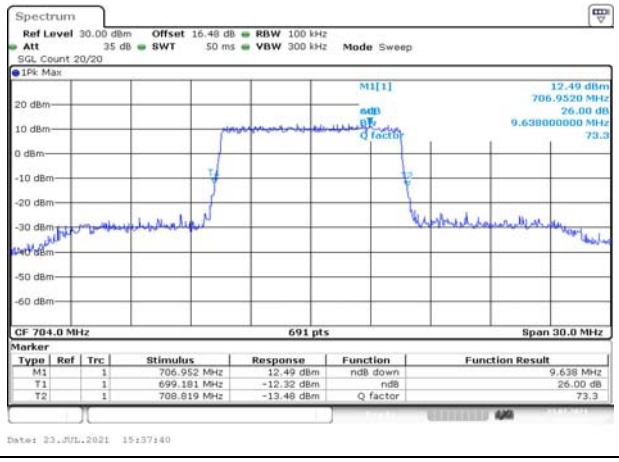

Fig.28

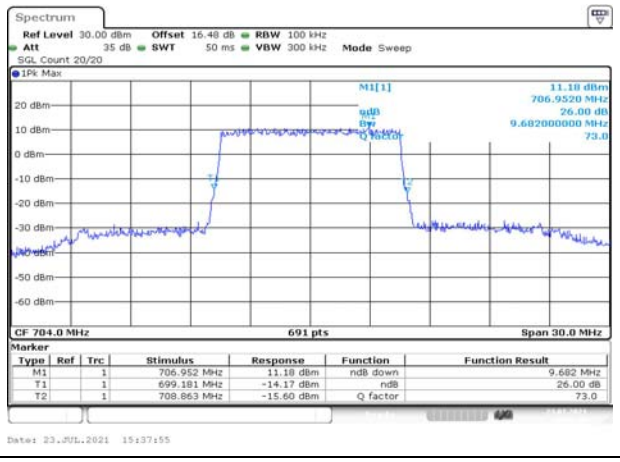

Fig.29

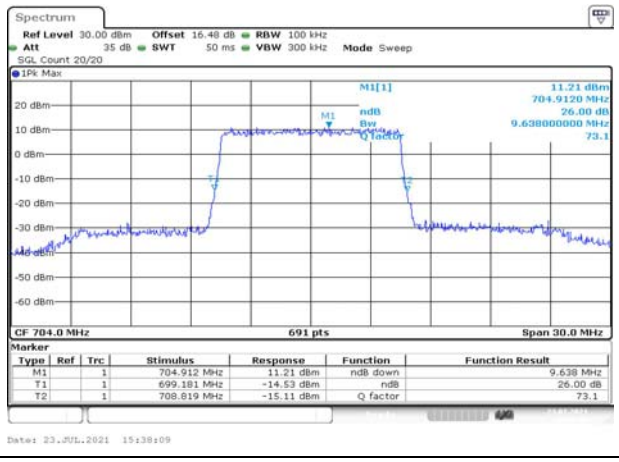

Fig.30

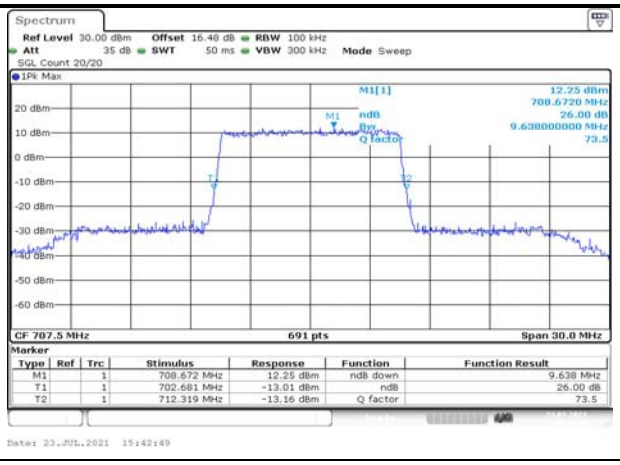

Fig.31

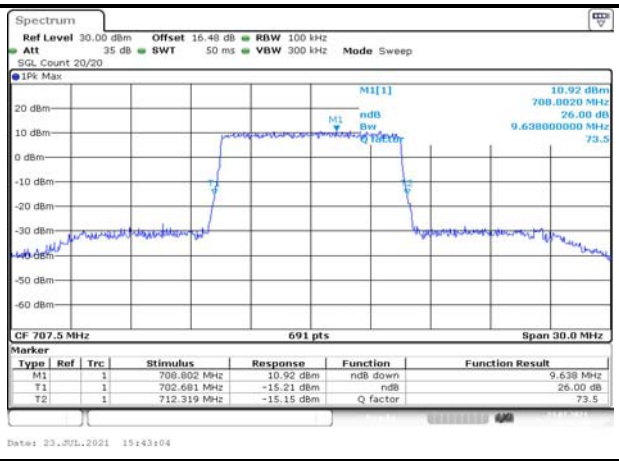

Fig.32

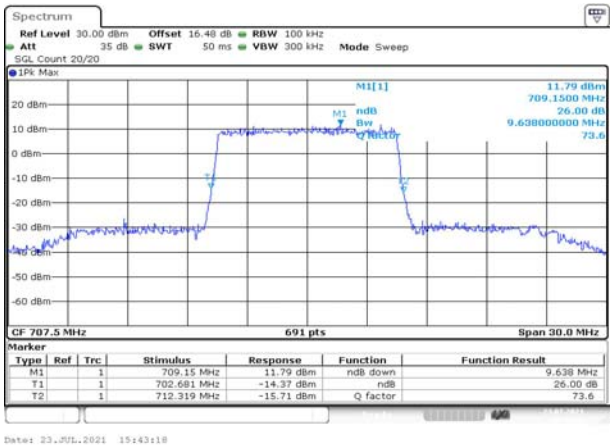

Fig.33

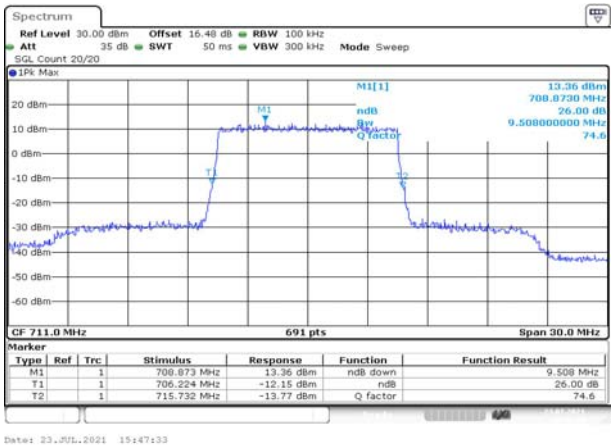

Fig.34

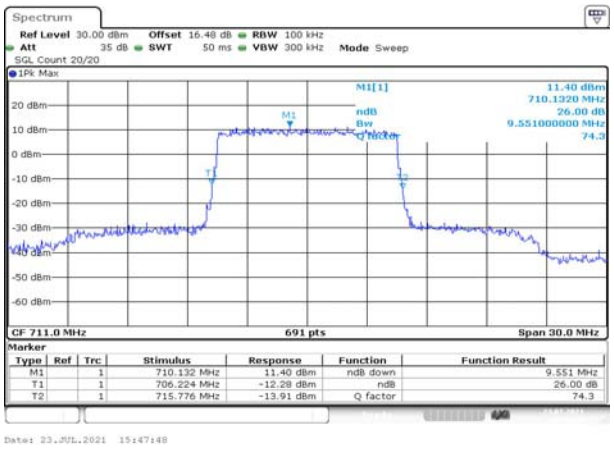

Fig.35

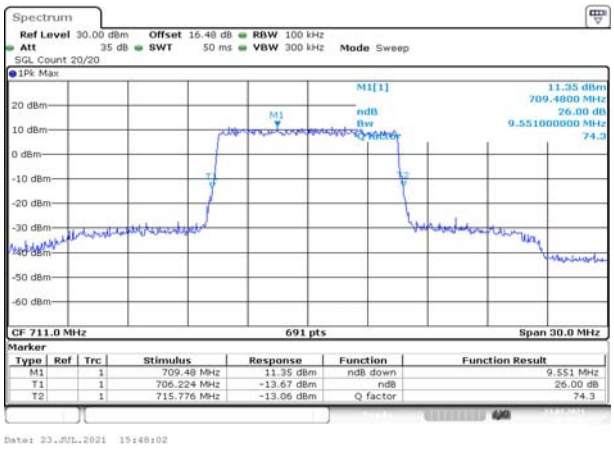

Fig.36

4 Peak-Average Ratio

Band	Carrier frequency (MHz)	Channel	BW (MHz)	RB Size	RB Offset	QPSK	16-QAM	64-QAM
12	699.7	23017	1.4	1	5	Fig.1	Fig.2	Fig.3
	699.7	23017		6	0	Fig.4	Fig.5	Fig.6
	707.5	23095		1	5	Fig.7	Fig.8	Fig.9
	707.5	23095		6	0	Fig.10	Fig.11	Fig.12
	715.3	23173		1	5	Fig.13	Fig.14	Fig.15
	715.3	23173		6	0	Fig.16	Fig.17	Fig.18
	700.5	23025	3	1	14	Fig.19	Fig.20	Fig.21
	700.5	23025		15	0	Fig.22	Fig.23	Fig.24
	707.5	23095		1	14	Fig.25	Fig.26	Fig.27
	707.5	23095		15	0	Fig.28	Fig.29	Fig.30
	714.5	23165		1	14	Fig.31	Fig.32	Fig.33
	714.5	23165		15	0	Fig.34	Fig.35	Fig.36
	701.5	23035	5	1	24	Fig.37	Fig.38	Fig.39
	701.5	23035		25	0	Fig.40	Fig.41	Fig.42
	707.5	23095		1	24	Fig.43	Fig.44	Fig.45
	707.5	23095		25	0	Fig.46	Fig.47	Fig.48
	713.5	23155		1	24	Fig.49	Fig.50	Fig.51
	713.5	23155		25	0	Fig.52	Fig.53	Fig.54
	704	23060	10	1	49	Fig.55	Fig.56	Fig.57
	704	23060		50	0	Fig.58	Fig.59	Fig.60
	707.5	23095		1	49	Fig.61	Fig.62	Fig.63
	707.5	23095		50	0	Fig.64	Fig.65	Fig.66
	711	23130		1	49	Fig.67	Fig.68	Fig.69
	711	23130		50	0	Fig.70	Fig.71	Fig.72

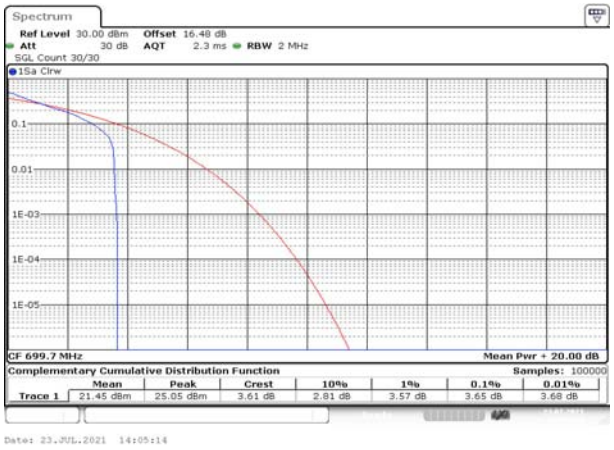

Fig.1

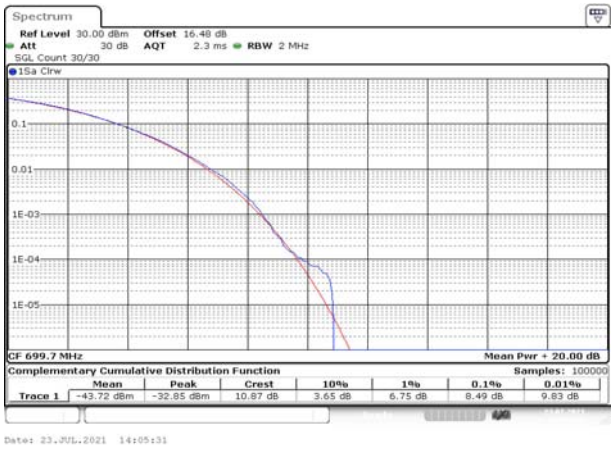

Fig.2

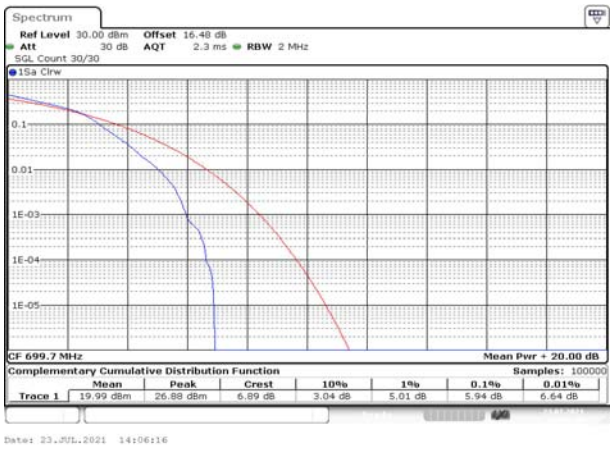

Fig.3

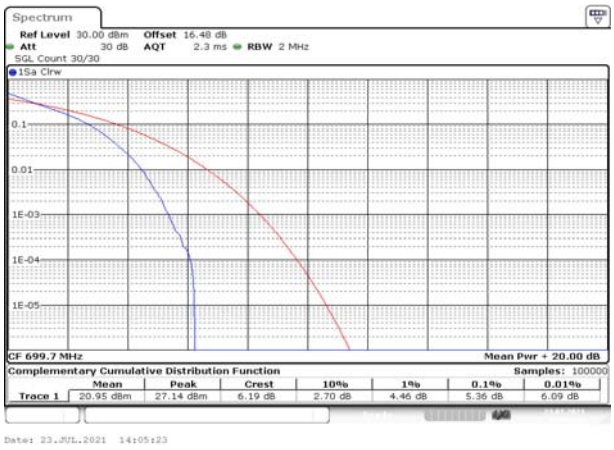

Fig.4

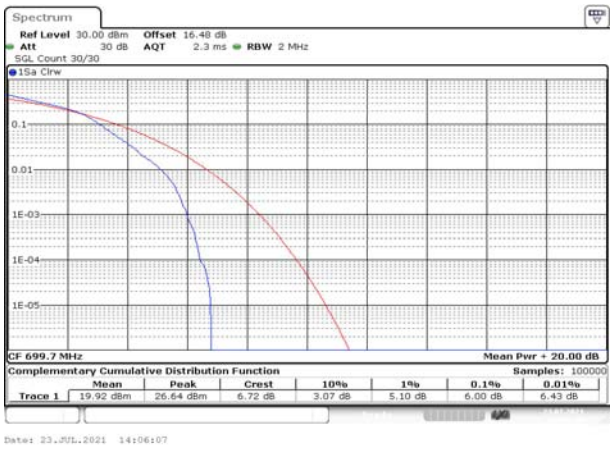

Fig.5

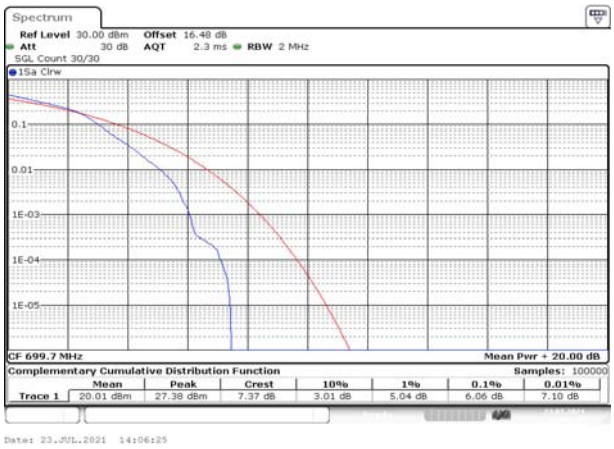

Fig.6

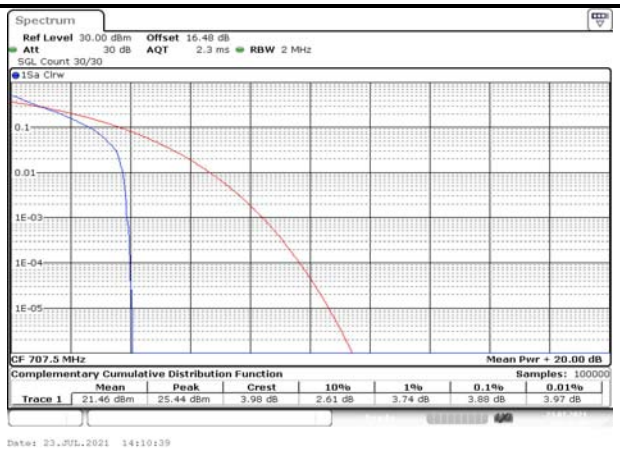

Fig.7

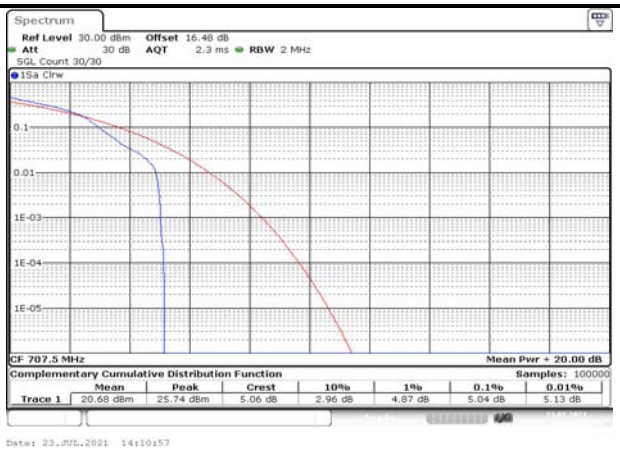

Fig.8

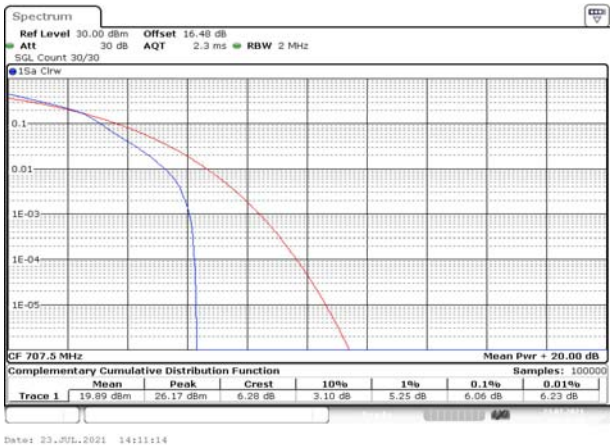

Fig.9

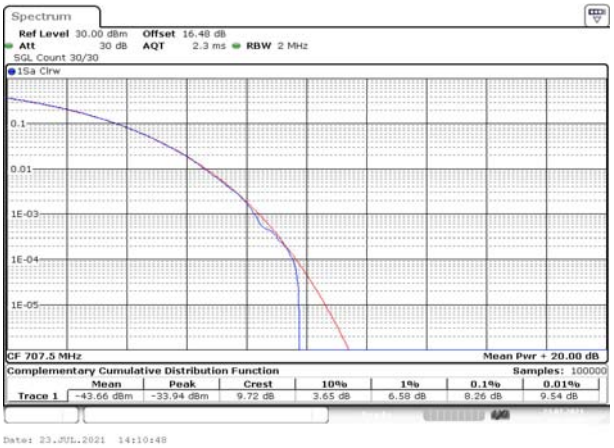

Fig.10

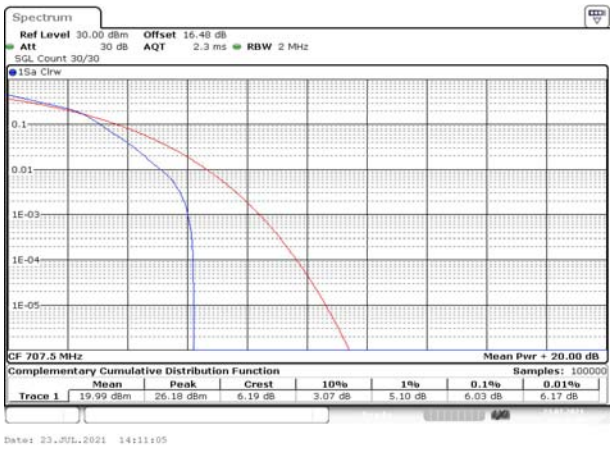

Fig.11

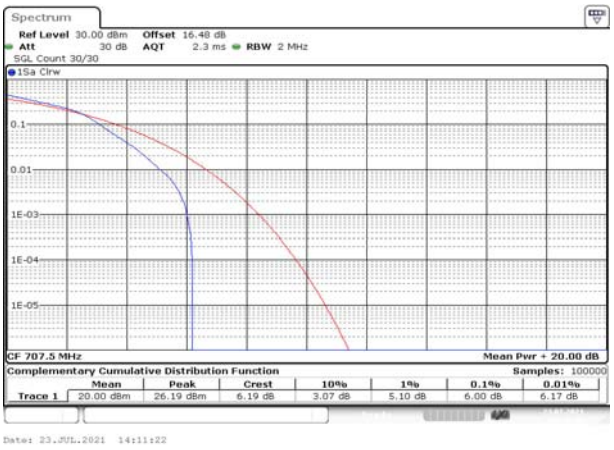

Fig.12

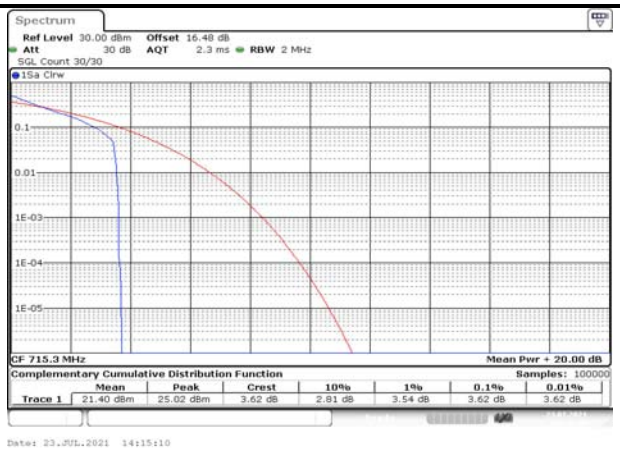

Fig.13

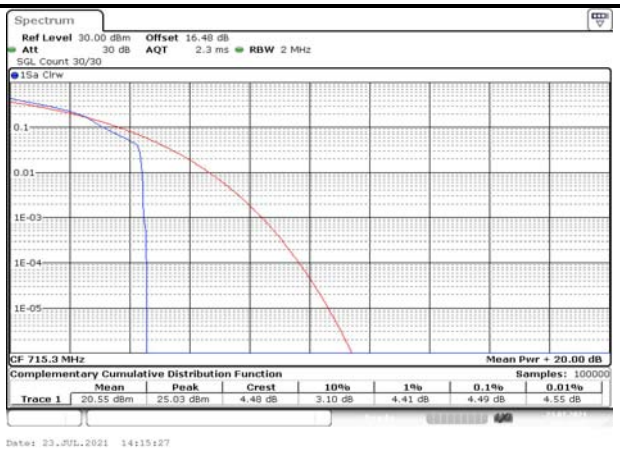

Fig.14

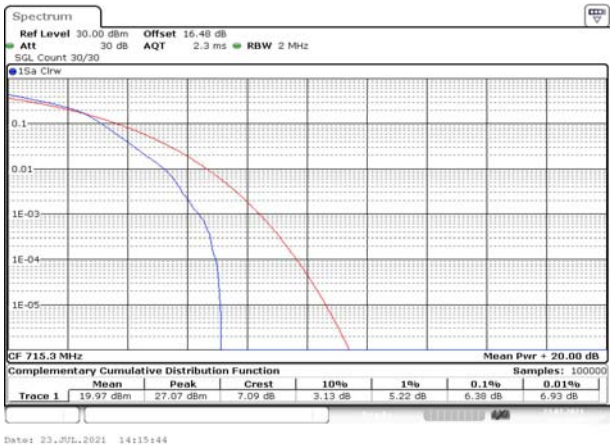

Fig.15

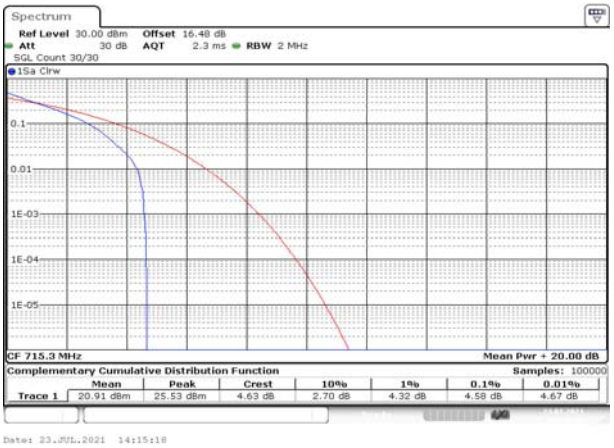

Fig.16

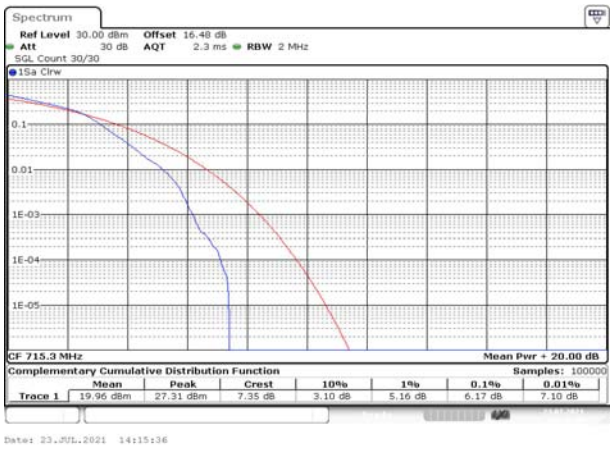

Fig.17

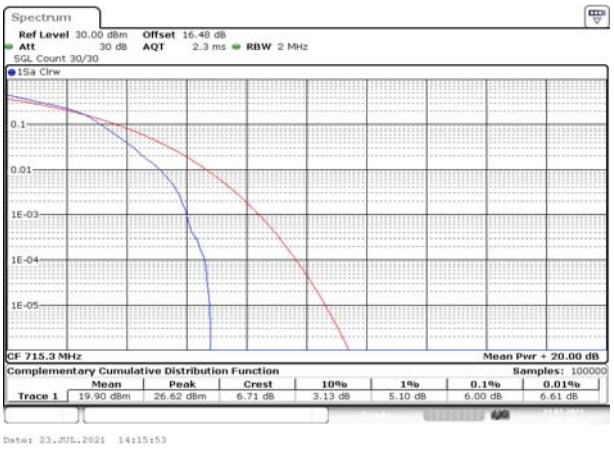

Fig.18

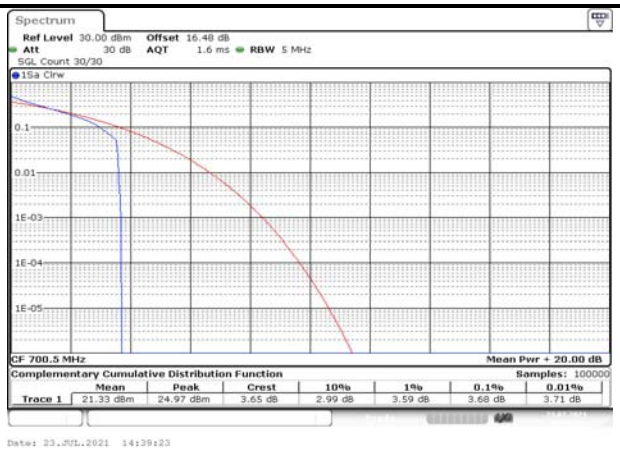

Fig.19

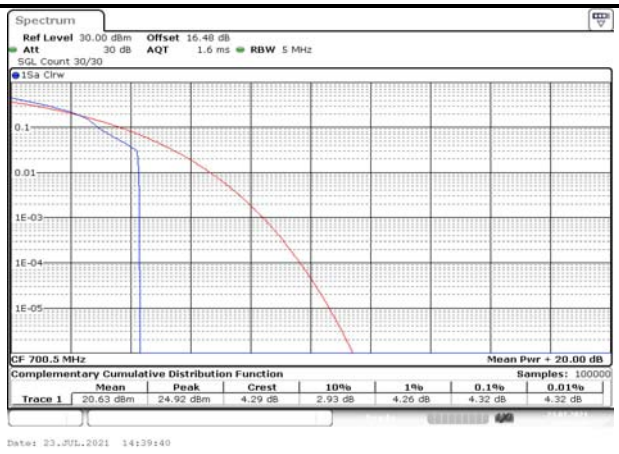

Fig.20

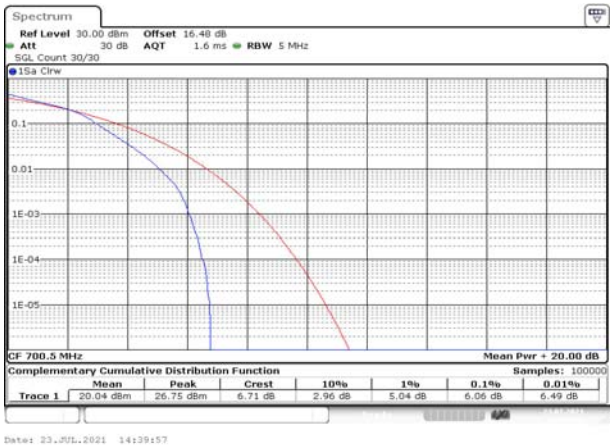

Fig.21

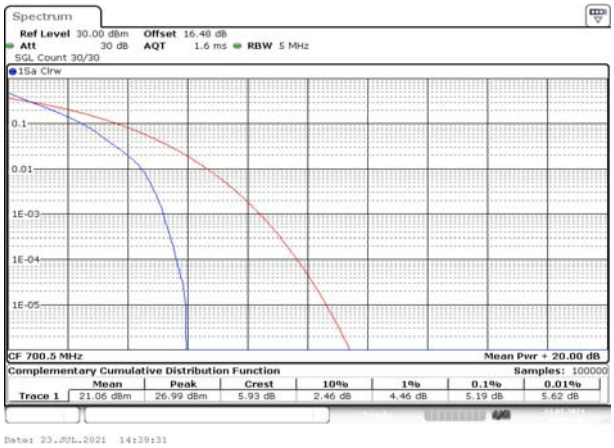

Fig.22

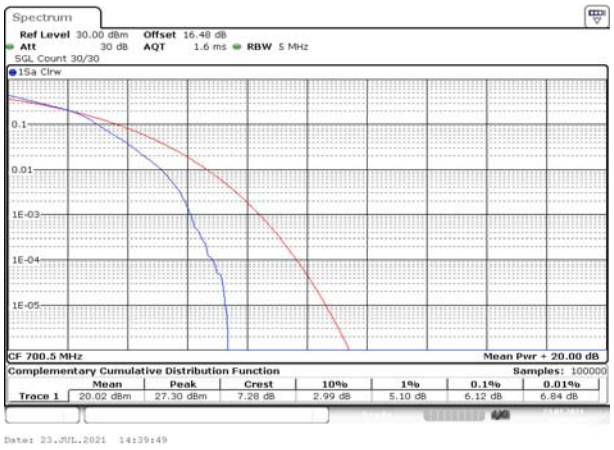

Fig.23

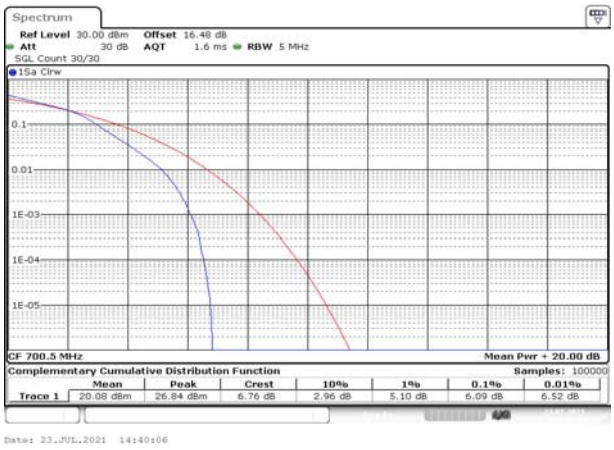

Fig.24

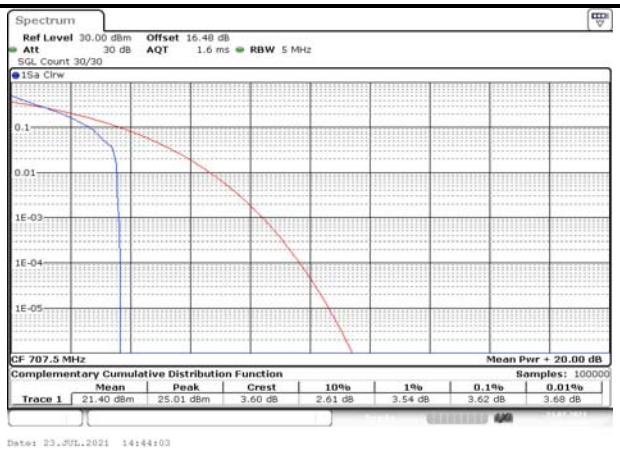

Fig.25

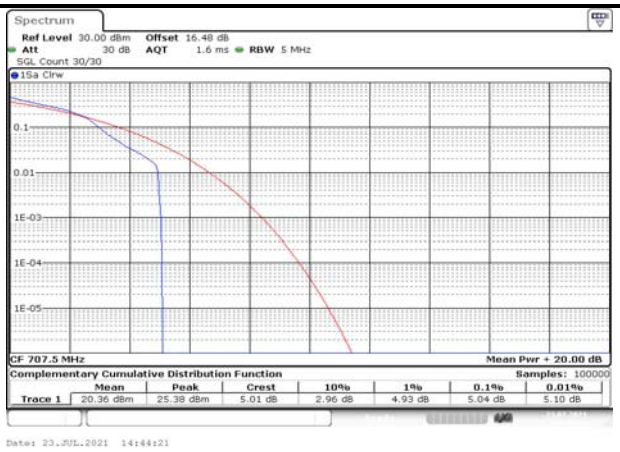

Fig.26

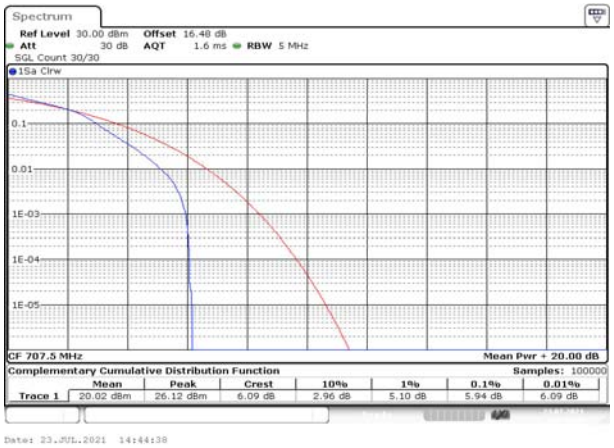

Fig.27

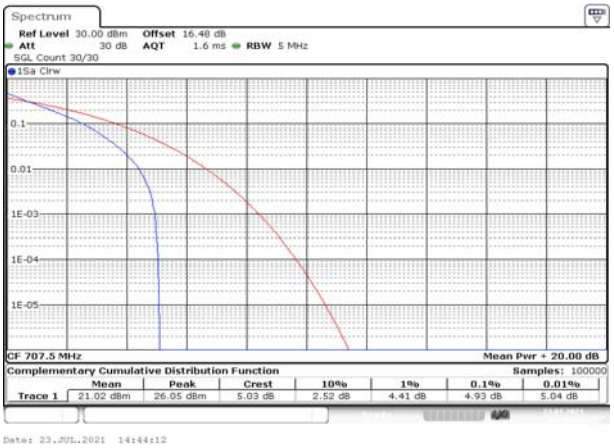

Fig.28

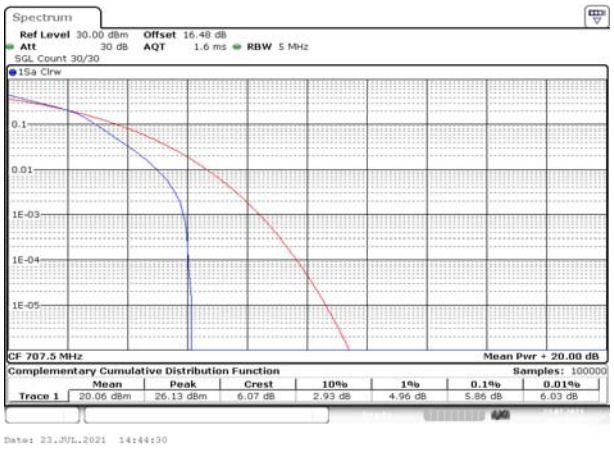

Fig.29

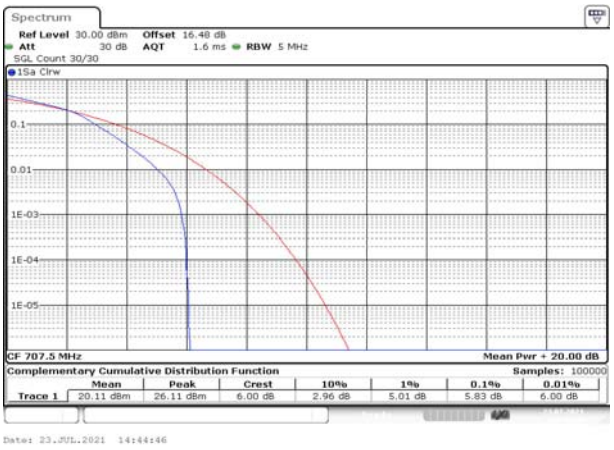

Fig.30

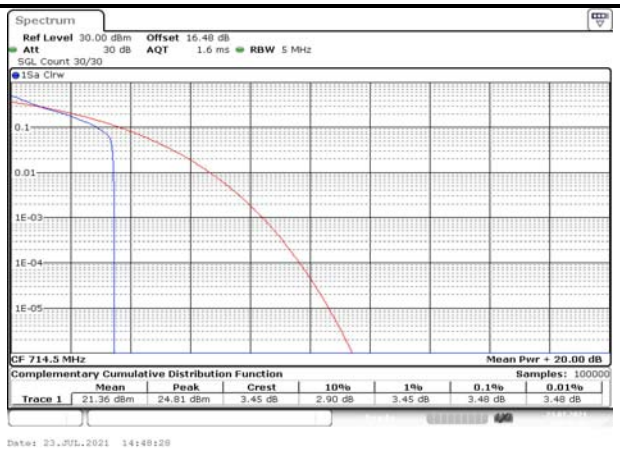

Fig.31

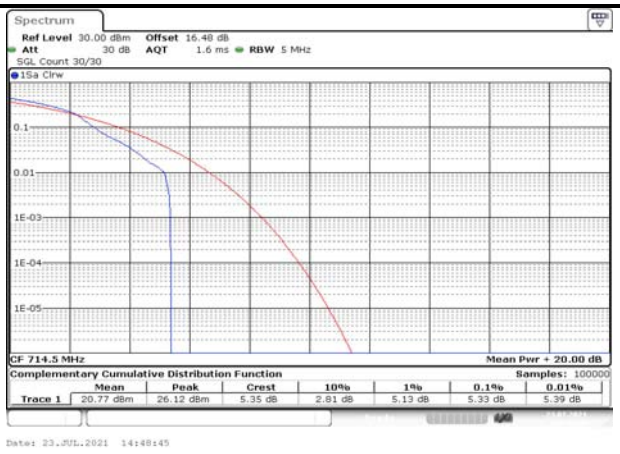

Fig.32

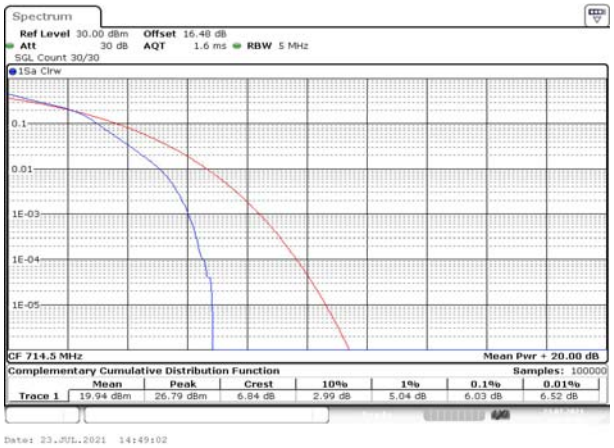

Fig.33

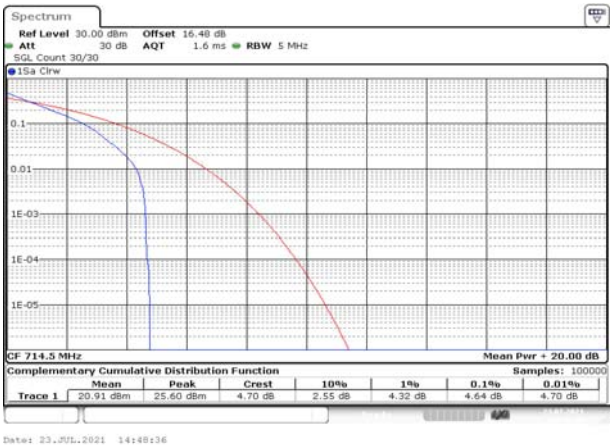

Fig.34

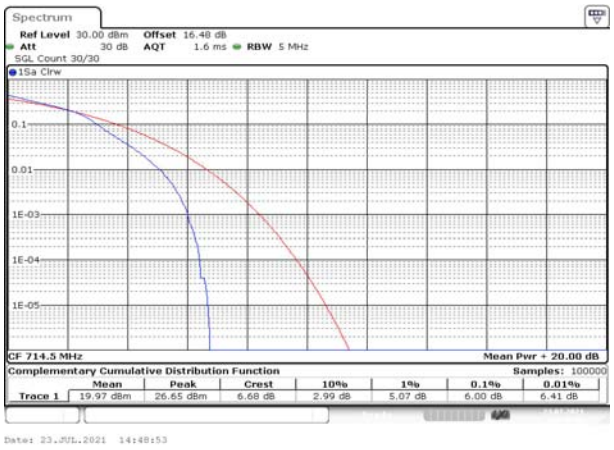

Fig.35

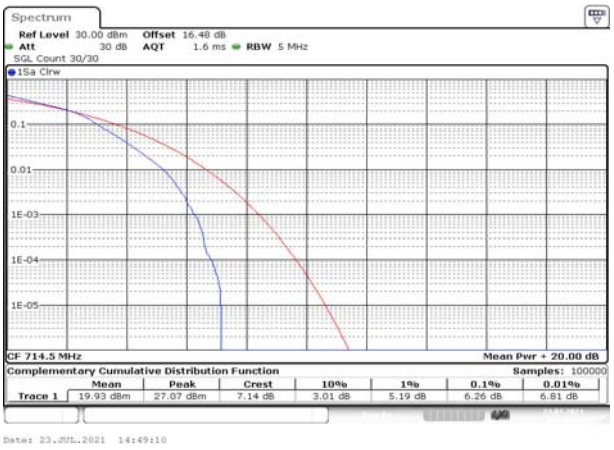

Fig.36

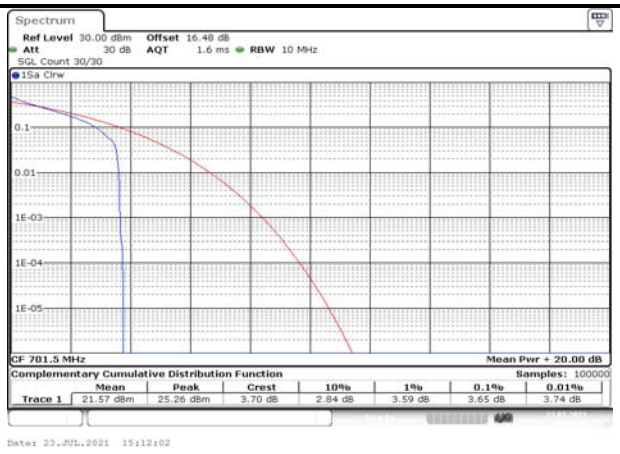

Fig.37

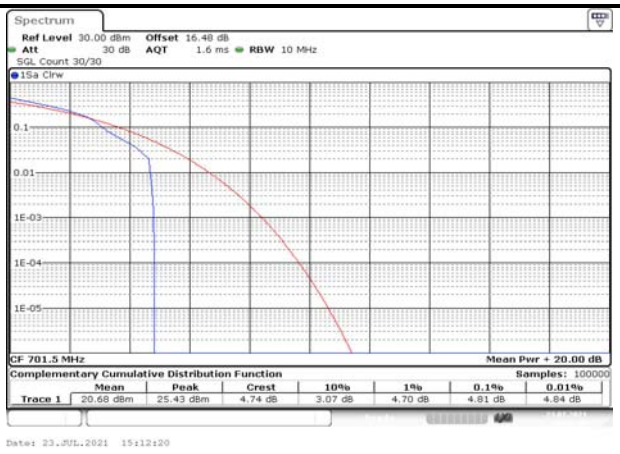

Fig.38

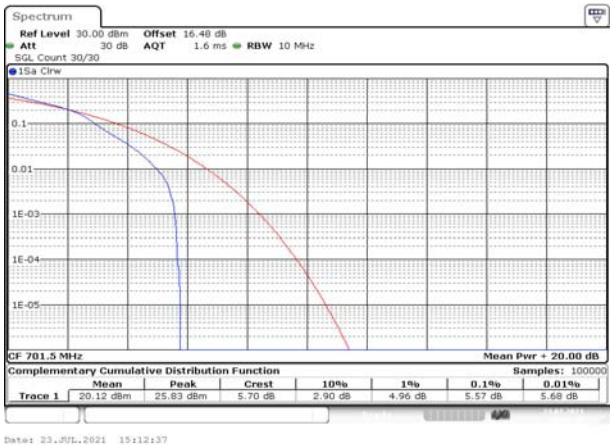

Fig.39

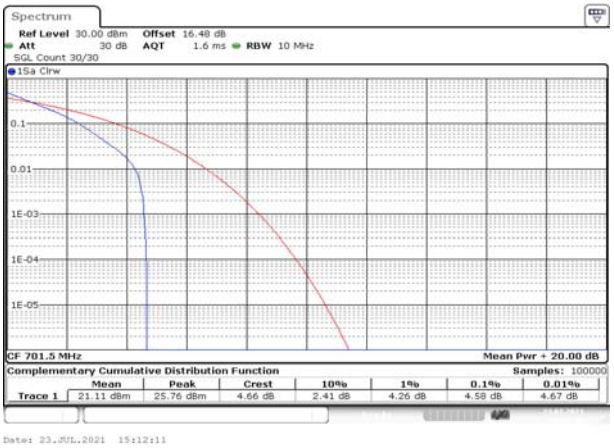

Fig.40

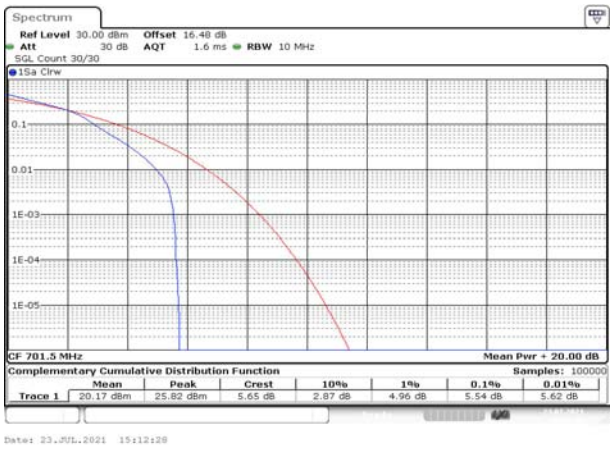

Fig.41

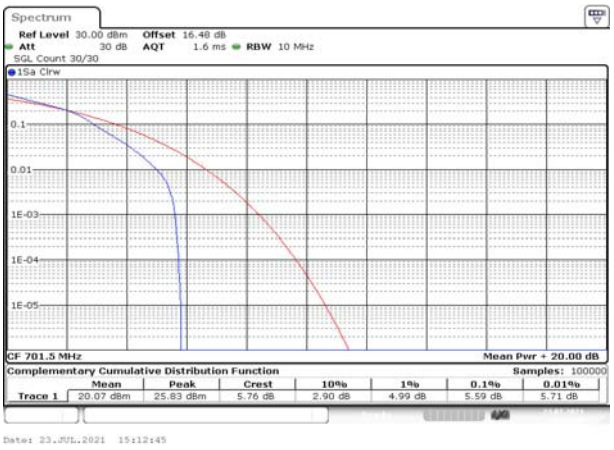

Fig.42

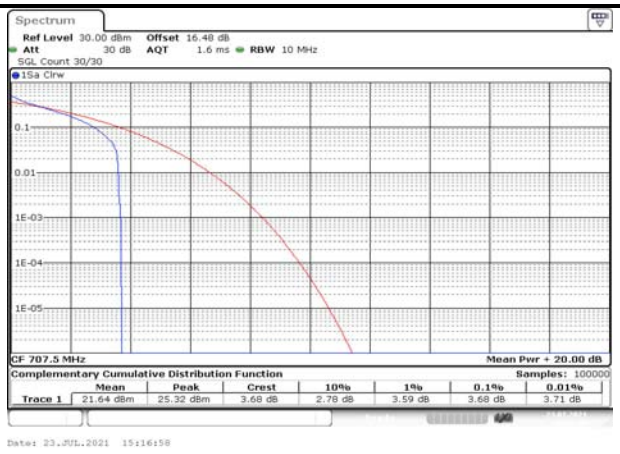

Fig.43

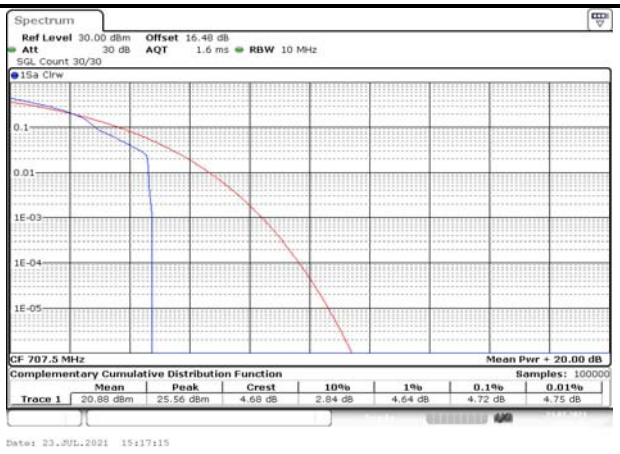

Fig.44

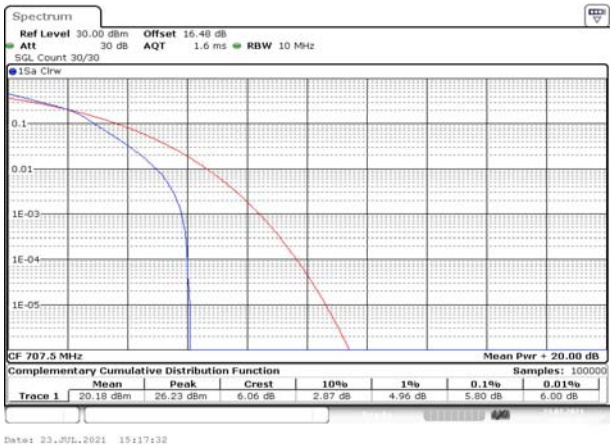

Fig.45

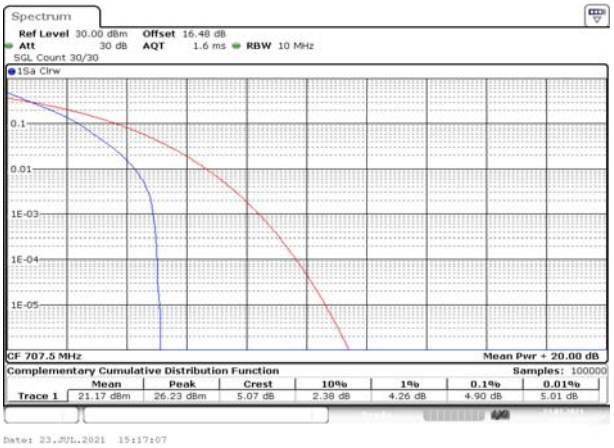

Fig.46

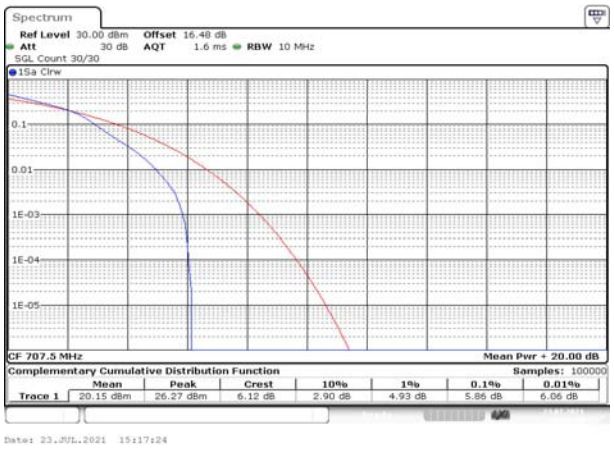

Fig.47

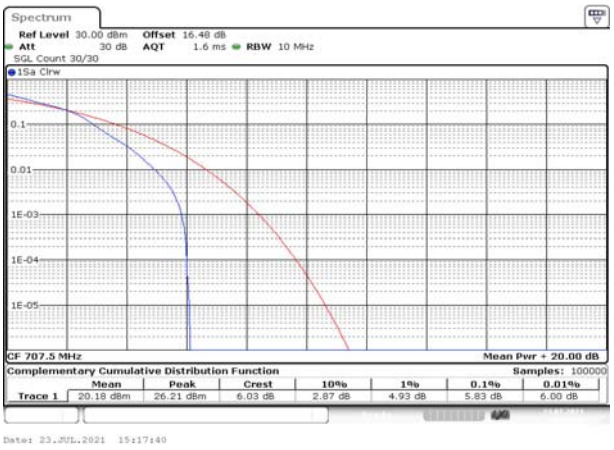

Fig.48

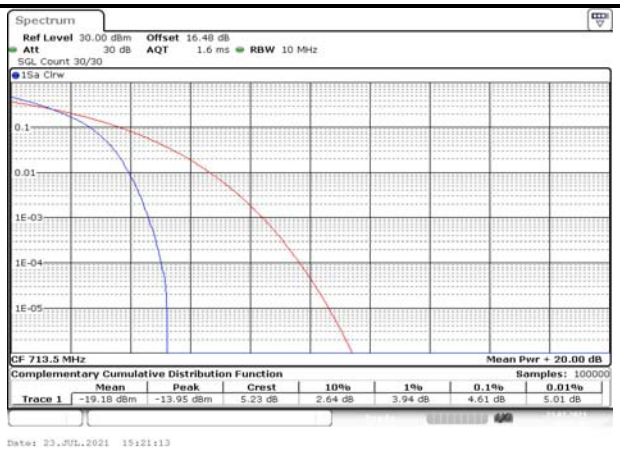

Fig.49

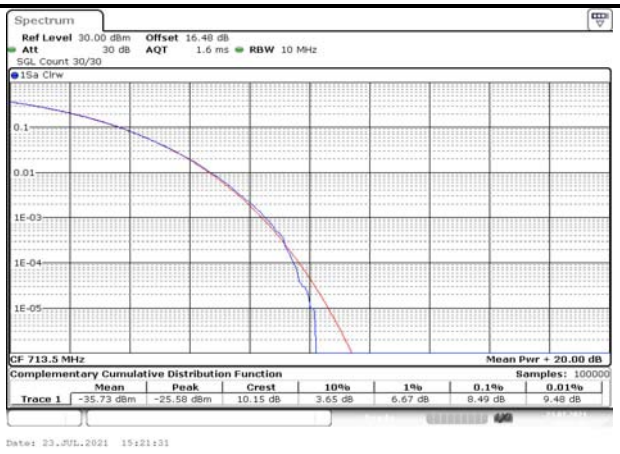

Fig.50

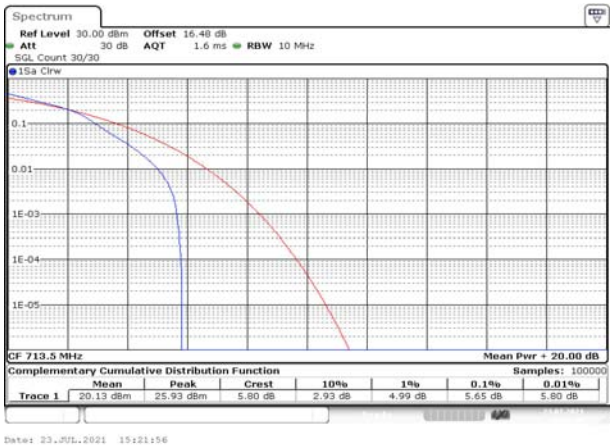

Fig.51

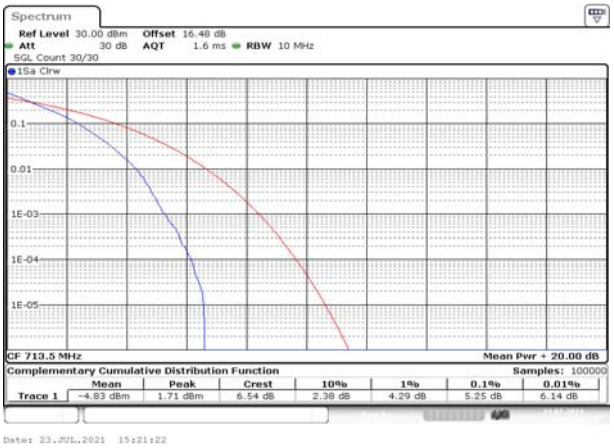

Fig.52

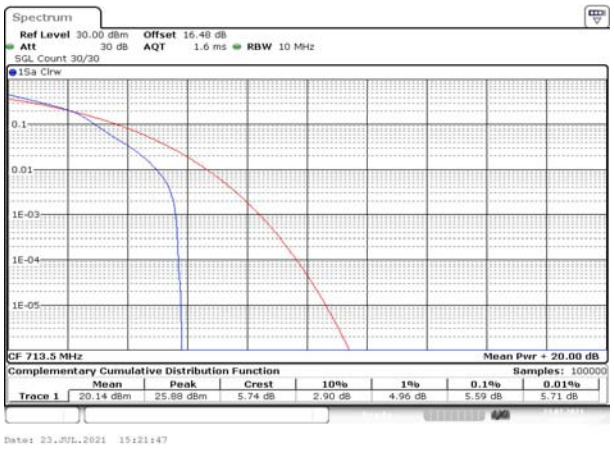

Fig.53

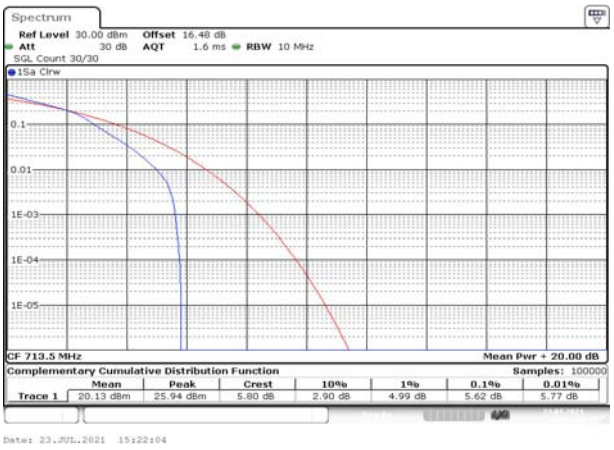

Fig.54

Fig.55

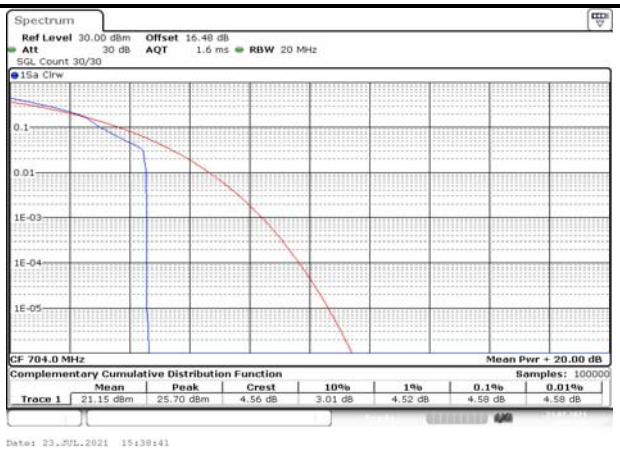

Fig.56

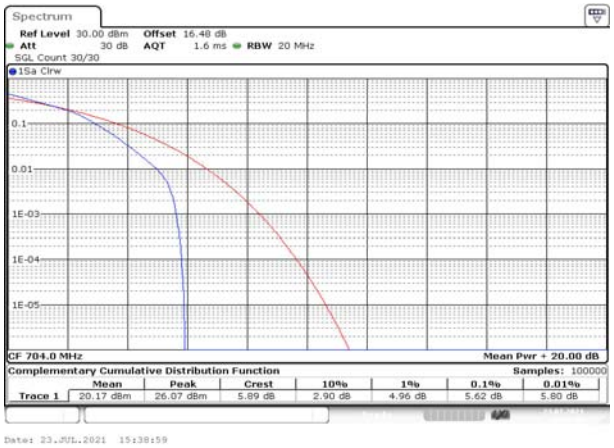

Fig.57

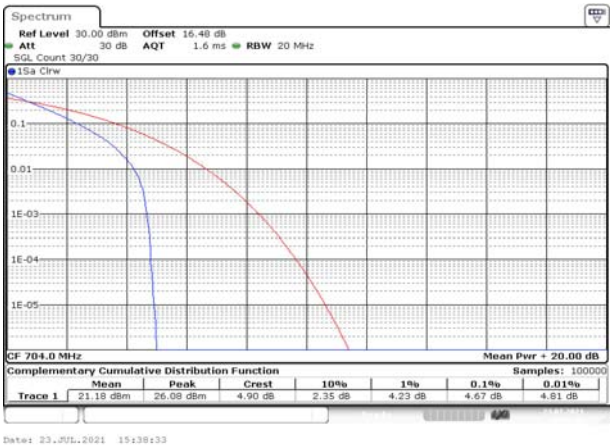

Fig.58

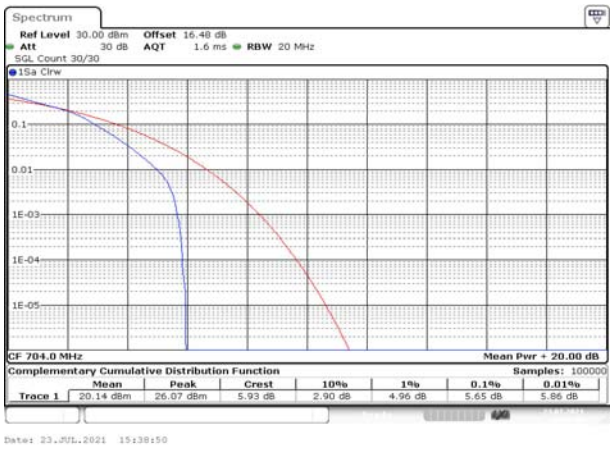

Fig.59

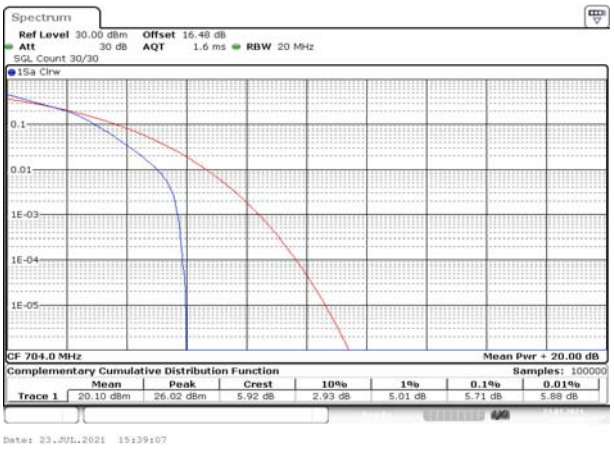

Fig.60

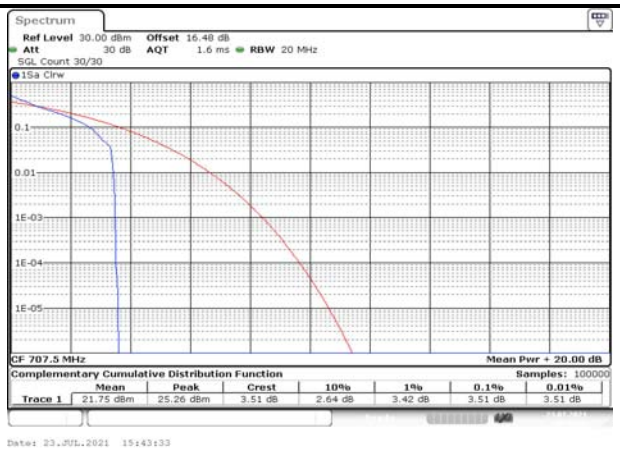

Fig.61

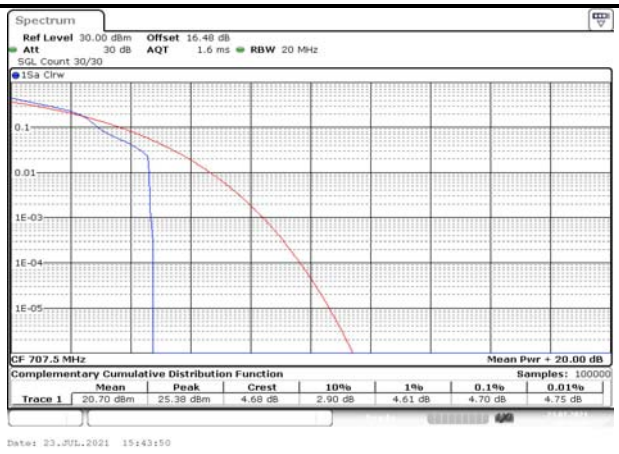

Fig.62

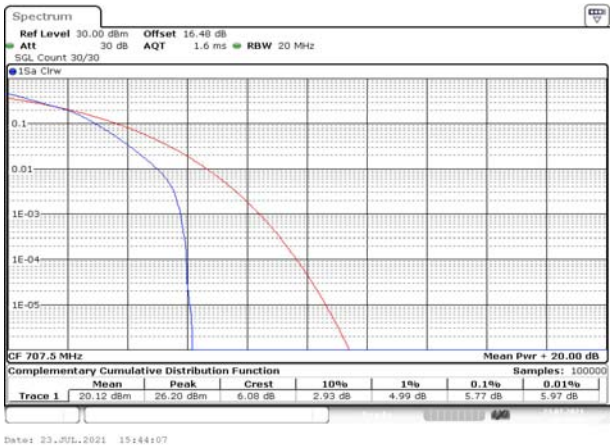

Fig.63

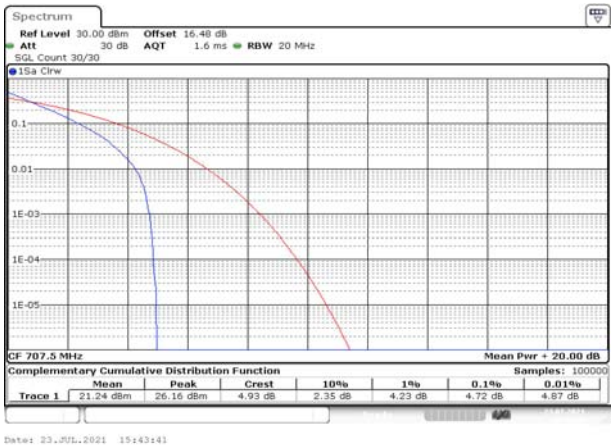

Fig.64

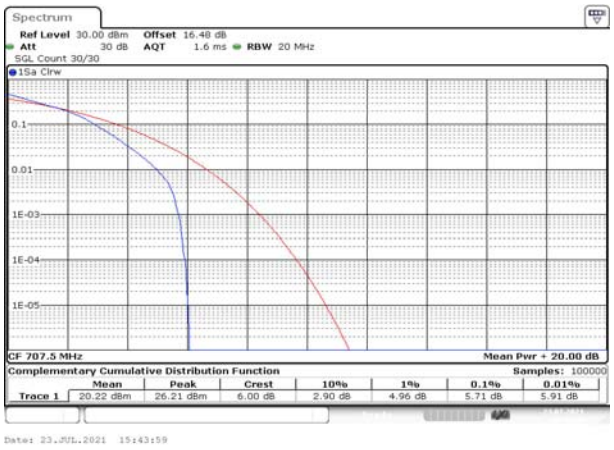

Fig.65

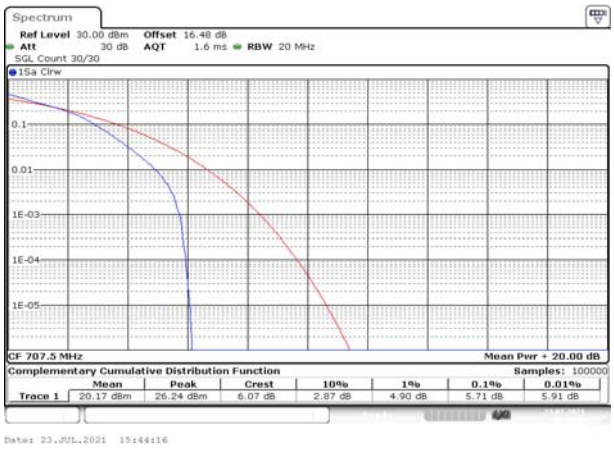

Fig.66

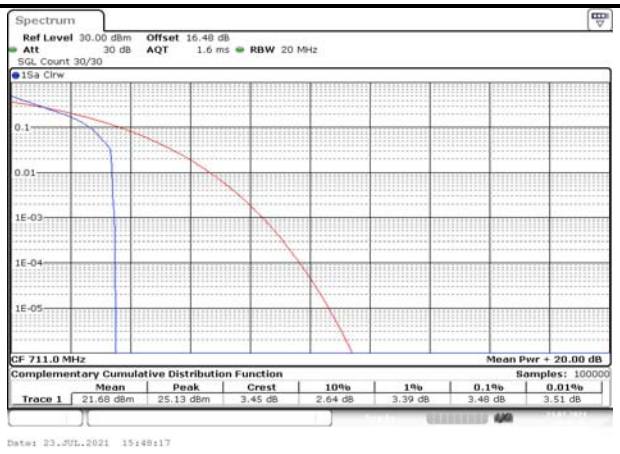

Fig.67

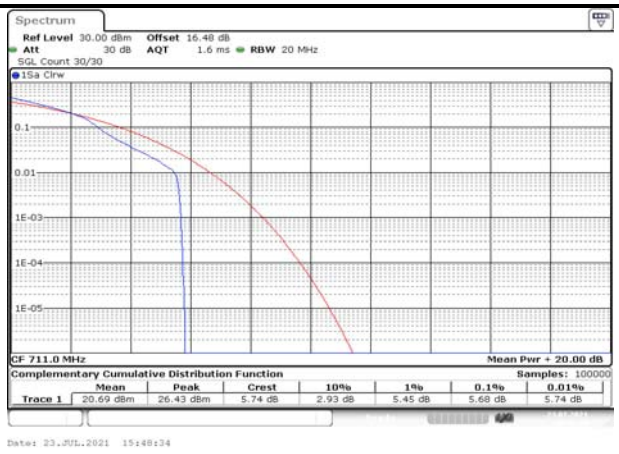

Fig.68

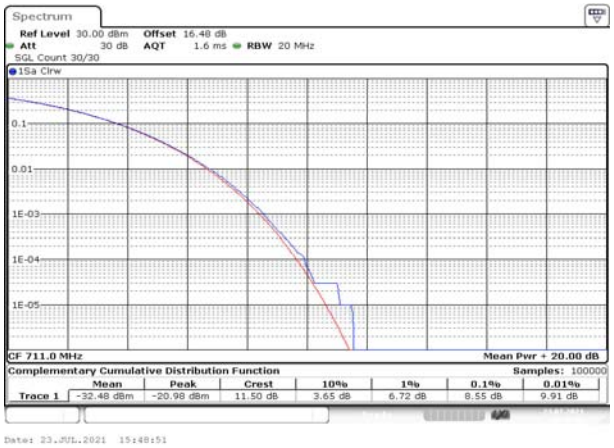

Fig.69

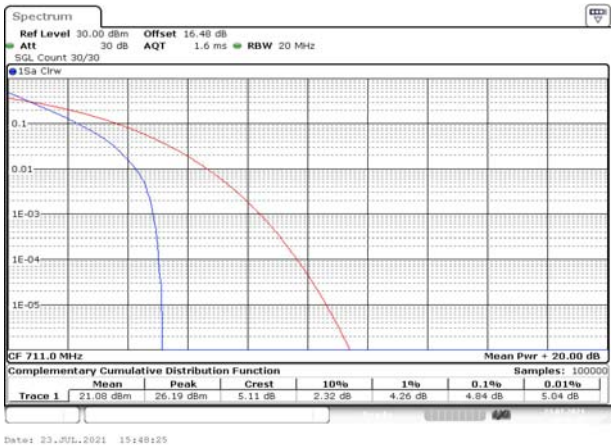

Fig.70

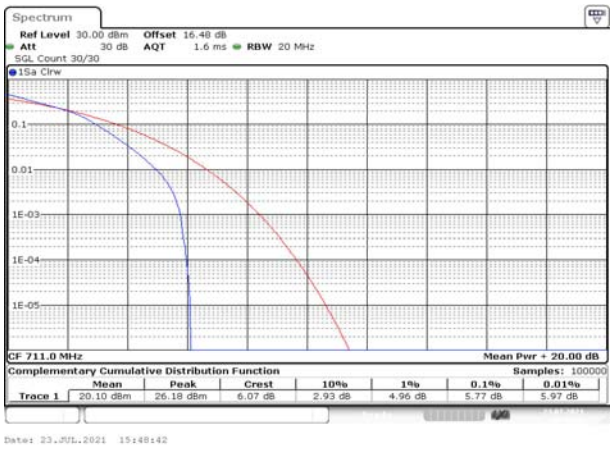

Fig.71

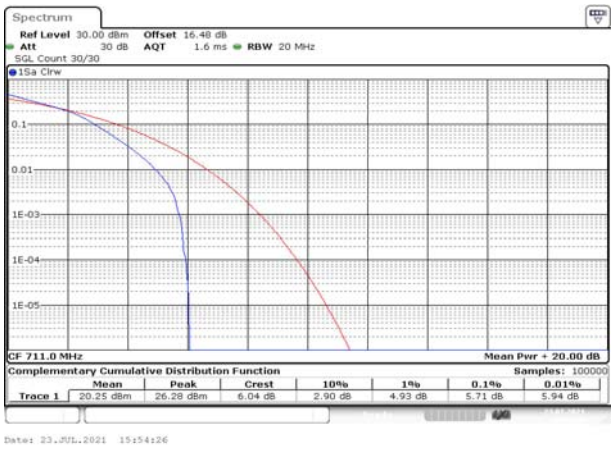

Fig.72

5 Spurious Emissions at antenna terminal

Band	Carrier frequency (MHz)	Channel	BW	RB Size	RB Offset	Conducted Spurious Plot
						QPSK
12	704	23060	10	1	0	Fig.1
	707.5	23095		1	0	Fig.2
	711	23130		1	0	Fig.3

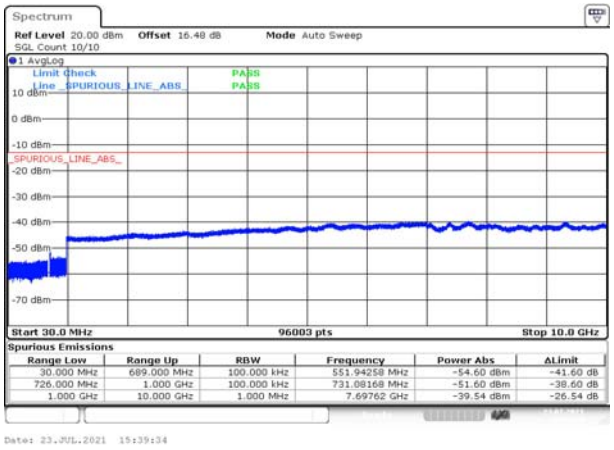

Fig.1

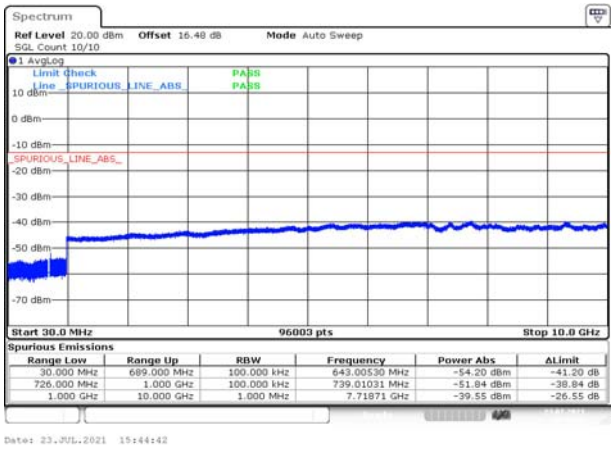

Fig.2

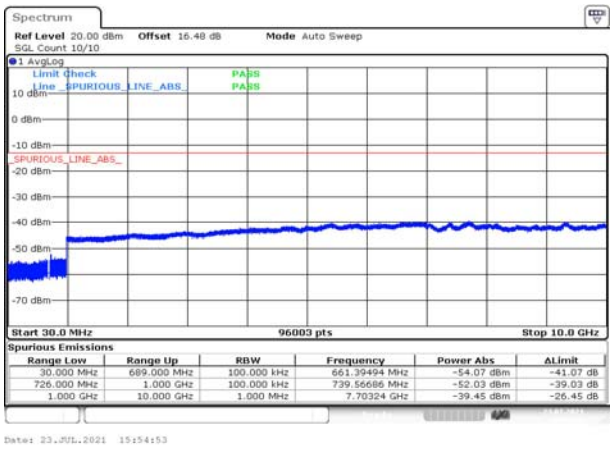

Fig.3

6 Band Edges Compliance

Band	Carrier frequency (MHz)	Channel	BW	RB Size	RB Offset	Band Edges Plot
						QPSK
12	699.7	23017	1.4	1	0	Fig.1
				6	0	Fig.2
	715.3	23173		1	5	Fig.3
				6	0	Fig.4
	700.5	23025	3	1	0	Fig.5
				15	0	Fig.6
	714.5	23165		1	14	Fig.7
				15	0	Fig.8
	701.5	23035	5	1	0	Fig.9
				25	0	Fig.10
	713.5	23155		1	24	Fig.11
				25	0	Fig.12
	704	23060	10	1	0	Fig.13
				50	0	Fig.14
	711	23130		1	49	Fig.15
				50	0	Fig.16

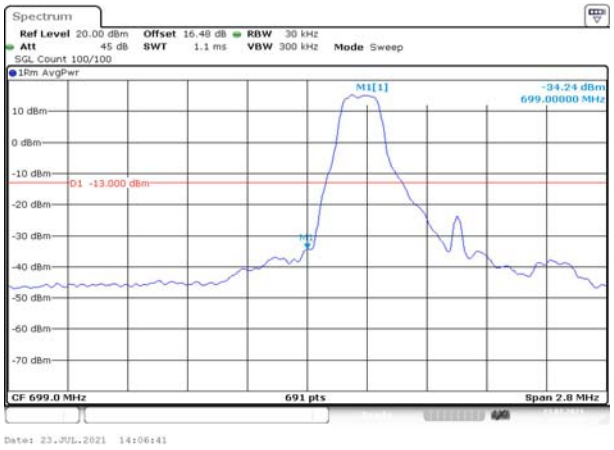

Fig.1

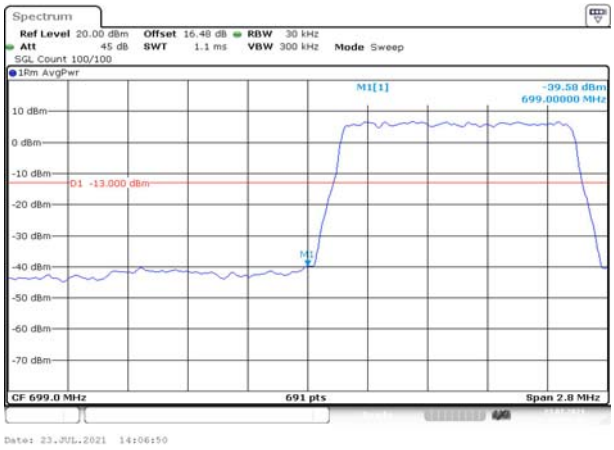

Fig.2

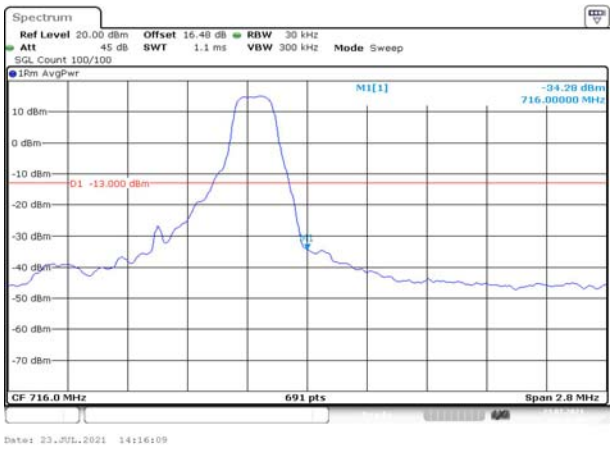

Fig.3

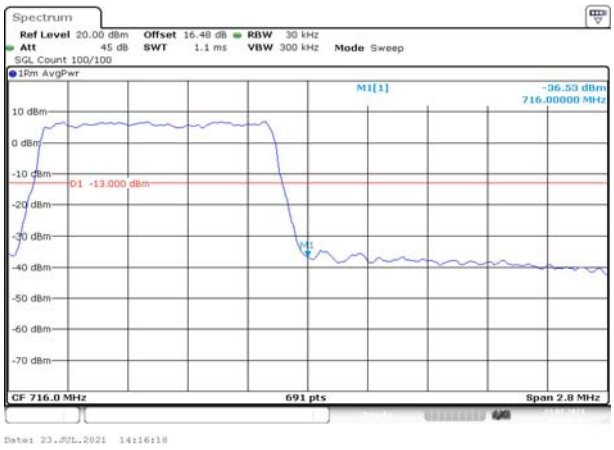

Fig.4

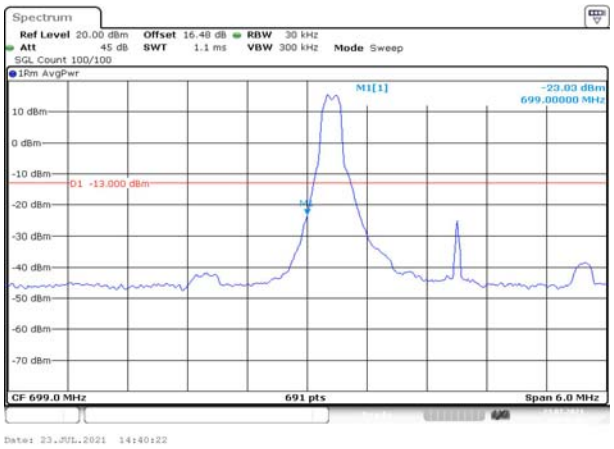

Fig.5

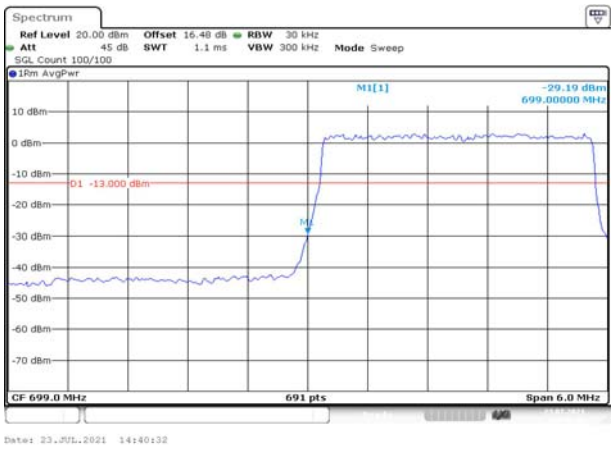

Fig.6

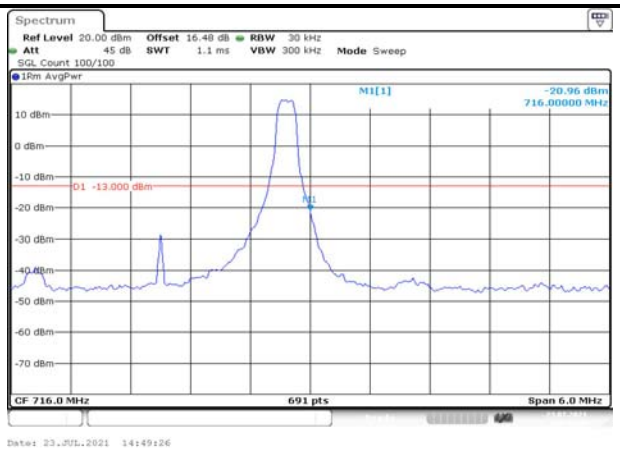

Fig.7

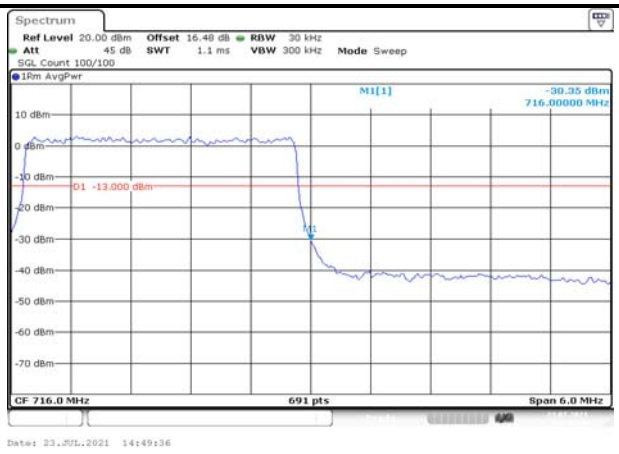

Fig.8

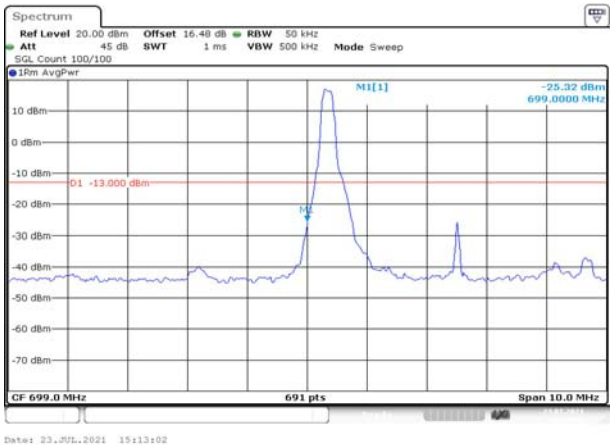

Fig.9

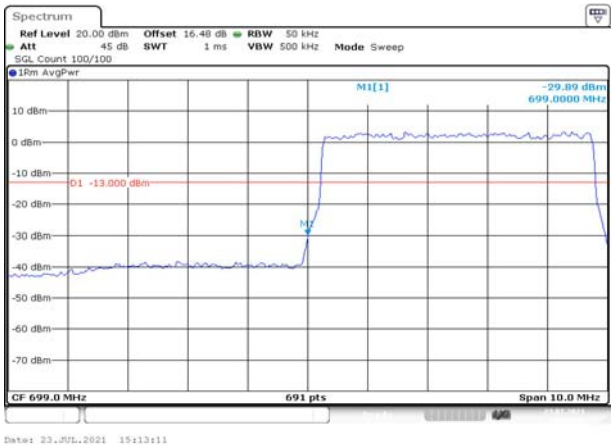

Fig.10

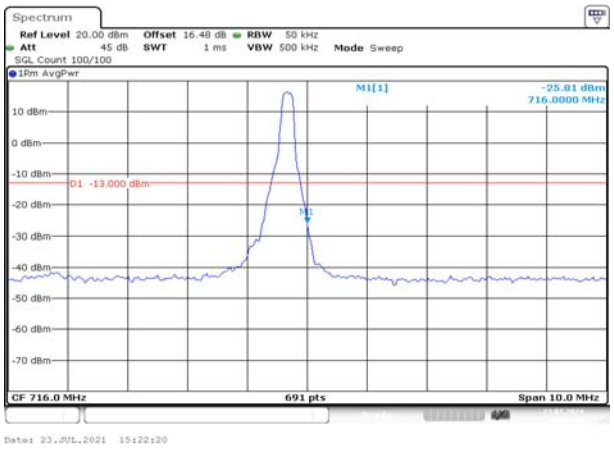

Fig.11

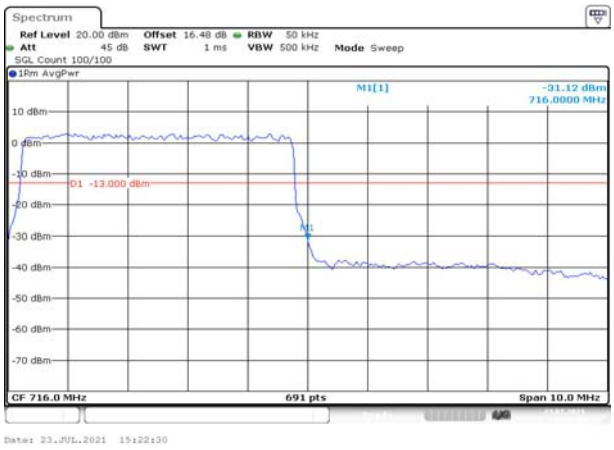

Fig.12

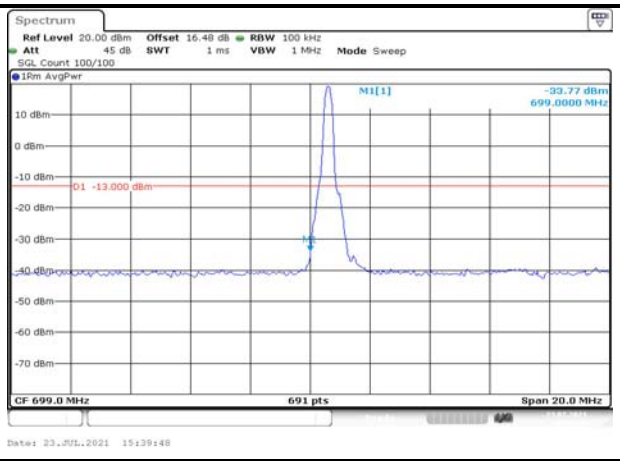

Fig.13

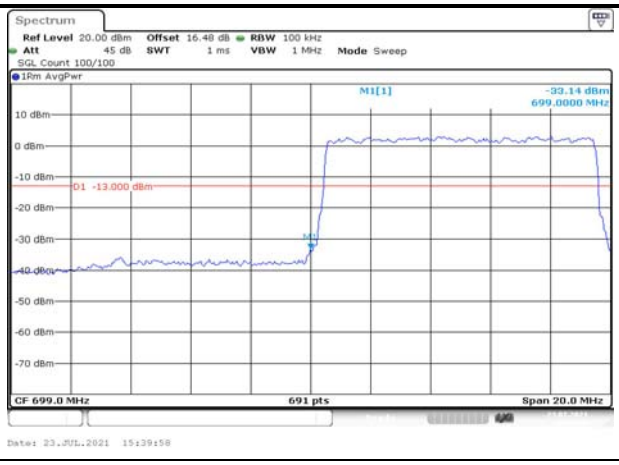

Fig.14

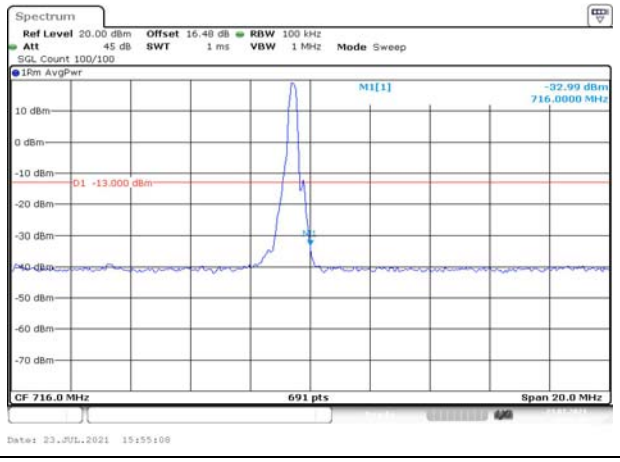

Fig.15

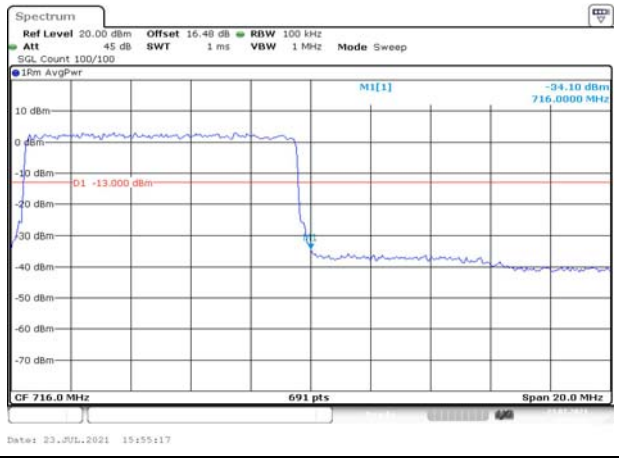

Fig.16

7 Frequency Stability

Temperature(°C)	Voltage	Test Result (ppm) Band12 Low Channel QPSK					
		1.4M	3M	5M	10M	15M	20M
-30	NV	0.003	0.002	-0.001	0.009	---	---
-20	NV	0.003	0.005	0.002	0.005	---	---
-10	NV	0.000	0.001	-0.002	0.005	---	---
0	NV	0.004	0.004	0.000	0.007	---	---
+10	NV	0.003	0.002	0.001	0.007	---	---
+20	NV	0.013	0.001	-0.001	0.006	---	---
+30	NV	0.000	0.001	0.003	0.005	---	---
+40	NV	-0.001	0.002	0.001	0.007	---	---
+50	NV	-0.002	0.004	0.000	0.005	---	---
+20	LV	0.008	0.003	0.002	0.005	---	---
+20	HV	-0.003	0.001	0.001	0.007	---	---

Temperature(°C)	Voltage	Test Result (ppm) Band12 High Channel QPSK					
		1.4M	3M	5M	10M	15M	20M
-30	NV	0.009	0.004	0.009	0.005	---	---
-20	NV	0.003	0.000	0.007	0.002	---	---
-10	NV	-0.005	0.004	0.006	0.006	---	---
0	NV	0.006	0.001	0.009	0.006	---	---
+10	NV	0.014	0.003	0.007	0.006	---	---
+20	NV	-0.006	0.002	0.006	0.006	---	---
+30	NV	0.003	0.000	0.005	0.004	---	---
+40	NV	0.013	0.002	0.004	0.003	---	---
+50	NV	-0.010	0.000	0.008	0.003	---	---
+20	LV	0.003	0.002	0.006	0.003	---	---
+20	HV	-0.007	0.000	0.008	0.005	---	---

8 Effective Radiated Power and Effective Isotropic Radiated Power

Modulation	Carrier frequency (MHz)	UL Channel	BW	RB Size	RB Offset	Conducted power (dBm)	ERP/ EIRP (dBm)	ERP/ EIRP (W)
QPSK	699.7	23017	1.4	1	0	22.98	14.73	0.030
				1	3	22.95	14.70	0.030
				1	5	22.95	14.70	0.030
				3	0	22.96	14.71	0.030
				3	1	22.95	14.70	0.030
				3	3	22.95	14.70	0.030
				6	0	22.06	13.81	0.024
	707.5	23095		1	0	22.94	14.69	0.029
				1	3	22.89	14.64	0.029
				1	5	22.88	14.63	0.029
				3	0	22.94	14.69	0.029
				3	1	22.88	14.63	0.029
				3	3	22.88	14.63	0.029
				6	0	22.03	13.78	0.024
	715.3	23173		1	0	22.94	14.69	0.029
				1	3	22.84	14.59	0.029
				1	5	22.86	14.61	0.029
				3	0	22.94	14.69	0.029
				3	1	22.85	14.60	0.029
				3	3	22.84	14.59	0.029
				6	0	21.96	13.71	0.023
16QAM	699.7	23017		1	0	22.17	13.92	0.025
				1	3	22.11	13.86	0.024
				1	5	22.11	13.86	0.024
				3	0	22.22	13.97	0.025
				3	1	22.24	13.99	0.025
				3	3	22.24	13.99	0.025
				6	0	21.08	12.83	0.019
	707.5	23095		1	0	22.05	13.80	0.024
				1	3	22.12	13.87	0.024
				1	5	22.05	13.80	0.024
				3	0	22.23	13.98	0.025
				3	1	22.25	14.00	0.025
				3	3	22.25	14.00	0.025
				6	0	21.07	12.82	0.019
	715.3	23173		1	0	22.04	13.79	0.024
				1	3	21.97	13.72	0.024
				1	5	21.95	13.70	0.023
				3	0	22.15	13.90	0.025
				3	1	22.12	13.87	0.024
				3	3	22.19	13.94	0.025
				6	0	21.00	12.75	0.019

Modulation	Carrier frequency (MHz)	UL Channel	BW	RB Size	RB Offset	Conducted power (dBm)	ERP/ EIRP (dBm)	ERP/ EIRP (W)
64QAM	699.7	23017	1.4	1	0	21.09	12.84	0.019
				1	3	21.09	12.84	0.019
				1	5	21.09	12.84	0.019
				3	0	21.09	12.84	0.019
				3	1	21.09	12.84	0.019
				3	3	21.15	12.90	0.019
				6	0	21.08	12.83	0.019
	707.5	23095		1	0	21.06	12.81	0.019
				1	3	21.07	12.82	0.019
				1	5	21.07	12.82	0.019
				3	0	21.06	12.81	0.019
				3	1	21.13	12.88	0.019
				3	3	21.07	12.82	0.019
				6	0	21.06	12.81	0.019
	715.3	23173		1	0	21.01	12.76	0.019
				1	3	21.02	12.77	0.019
				1	5	21.01	12.76	0.019
				3	0	21.02	12.77	0.019
				3	1	21.00	12.75	0.019
				3	3	21.00	12.75	0.019
				6	0	21.02	12.77	0.019

Modulation	Carrier frequency (MHz)	UL Channel	BW	RB Size	RB Offset	Conducted power (dBm)	ERP/ EIRP (dBm)	ERP/ EIRP (W)
QPSK	700.5	23025	3	1	0	23.09	14.84	0.030
				1	8	22.98	14.73	0.030
				1	14	22.93	14.68	0.029
				8	0	22.22	13.97	0.025
				8	4	22.09	13.84	0.024
				8	7	22.09	13.84	0.024
				15	0	22.14	13.89	0.024
	707.5	23095		1	0	22.98	14.73	0.030
				1	8	22.97	14.72	0.030
				1	14	22.96	14.71	0.030
				8	0	22.11	13.86	0.024
				8	4	22.11	13.86	0.024
				8	7	22.10	13.85	0.024
				15	0	22.10	13.85	0.024
	714.5	23165		1	0	22.98	14.73	0.030
				1	8	22.89	14.64	0.029
				1	14	22.92	14.67	0.029
				8	0	22.01	13.76	0.024
				8	4	21.96	13.71	0.023
				8	7	22.00	13.75	0.024
				15	0	21.99	13.74	0.024
16QAM	700.5	23025		1	0	22.72	14.47	0.028
				1	8	22.63	14.38	0.027
				1	14	22.60	14.35	0.027
				8	0	21.14	12.89	0.019
				8	4	21.11	12.86	0.019
				8	7	21.12	12.87	0.019
				15	0	21.20	12.95	0.020
	707.5	23095		1	0	22.26	14.01	0.025
				1	8	22.14	13.89	0.024
				1	14	22.20	13.95	0.025
				8	0	21.13	12.88	0.019
				8	4	21.14	12.89	0.019
				8	7	21.15	12.90	0.019
				15	0	21.17	12.92	0.020
	714.5	23165		1	0	22.57	14.32	0.027
				1	8	22.61	14.36	0.027
				1	14	22.51	14.26	0.027
				8	0	21.25	13.00	0.020
				8	4	21.18	12.93	0.020
				8	7	21.18	12.93	0.020
				15	0	21.09	12.84	0.019

Modulation	Carrier frequency (MHz)	UL Channel	BW	RB Size	RB Offset	Conducted power (dBm)	ERP/ EIRP (dBm)	ERP/ EIRP (W)
64QAM	700.5	23025	3	1	0	21.20	12.95	0.020
				1	8	21.20	12.95	0.020
				1	14	21.21	12.96	0.020
				8	0	21.20	12.95	0.020
				8	4	21.23	12.98	0.020
				8	7	21.22	12.97	0.020
				15	0	21.22	12.97	0.020
	707.5	23095		1	0	21.17	12.92	0.020
				1	8	21.17	12.92	0.020
				1	14	21.18	12.93	0.020
				8	0	21.10	12.85	0.019
				8	4	21.17	12.92	0.020
				8	7	21.17	12.92	0.020
				15	0	21.17	12.92	0.020
	714.5	23165		1	0	21.08	12.83	0.019
				1	8	21.08	12.83	0.019
				1	14	21.09	12.84	0.019
				8	0	21.08	12.83	0.019
				8	4	21.09	12.84	0.019
				8	7	21.08	12.83	0.019
				15	0	21.08	12.83	0.019

Modulation	Carrier frequerncy (MHz)	UL Channel	BW	RB Size	RB Offset	Conducted power (dBm)	ERP/ EIRP (dBm)	ERP/ EIRP (W)
QPSK	701.5	23035	5	1	0	23.01	14.76	0.030
				1	12	22.98	14.73	0.030
				1	24	23.01	14.76	0.030
				12	0	22.18	13.93	0.025
				12	7	22.13	13.88	0.024
				12	13	22.12	13.87	0.024
				25	0	22.12	13.87	0.024
	707.5	23095		1	0	23.01	14.76	0.030
				1	12	22.99	14.74	0.030
				1	24	22.99	14.74	0.030
				12	0	22.04	13.79	0.024
				12	7	22.10	13.85	0.024
				12	13	22.10	13.85	0.024
				25	0	22.05	13.80	0.024
	713.5	23155		1	0	23.03	14.78	0.030
				1	12	22.96	14.71	0.030
				1	24	22.88	14.63	0.029
				12	0	22.03	13.78	0.024
				12	7	22.02	13.77	0.024
				12	13	22.01	13.76	0.024
				25	0	22.02	13.77	0.024
16QAM	701.5	23035		1	0	22.05	13.80	0.024
				1	12	22.06	13.81	0.024
				1	24	22.07	13.82	0.024
				12	0	21.18	12.93	0.020
				12	7	21.10	12.85	0.019
				12	13	21.09	12.84	0.019
				25	0	21.20	12.95	0.020
	707.5	23095		1	0	21.95	13.70	0.023
				1	12	22.03	13.78	0.024
				1	24	22.03	13.78	0.024
				12	0	21.13	12.88	0.019
				12	7	21.09	12.84	0.019
				12	13	21.10	12.85	0.019
				25	0	21.11	12.86	0.019
	713.5	23155		1	0	22.33	14.08	0.026
				1	12	22.27	14.02	0.025
				1	24	22.27	14.02	0.025
				12	0	21.08	12.83	0.019
				12	7	21.07	12.82	0.019
				12	13	21.07	12.82	0.019
				25	0	21.04	12.79	0.019

Modulation	Carrier frequency (MHz)	UL Channel	BW	RB Size	RB Offset	Conducted power (dBm)	ERP/ EIRP (dBm)	ERP/ EIRP (W)
64QAM	701.5	23035	5	1	0	21.18	12.93	0.020
				1	12	21.18	12.93	0.020
				1	24	21.18	12.93	0.020
				12	0	21.18	12.93	0.020
				12	7	21.18	12.93	0.020
				12	13	21.18	12.93	0.020
				25	0	21.17	12.92	0.020
	707.5	23095		1	0	21.11	12.86	0.019
				1	12	21.14	12.89	0.019
				1	24	21.11	12.86	0.019
				12	0	21.11	12.86	0.019
				12	7	21.13	12.88	0.019
				12	13	21.13	12.88	0.019
				25	0	21.10	12.85	0.019
	713.5	23155		1	0	21.04	12.79	0.019
				1	12	21.03	12.78	0.019
				1	24	21.03	12.78	0.019
				12	0	21.03	12.78	0.019
				12	7	21.04	12.79	0.019
				12	13	21.05	12.80	0.019
				25	0	21.04	12.79	0.019

Modulation	Carrier frequency (MHz)	UL Channel	BW	RB Size	RB Offset	Conducted power (dBm)	ERP/ EIRP (dBm)	ERP/ EIRP (W)
QPSK	707.5	23095	10	1	0	23.07	14.82	0.030
				1	25	22.96	14.71	0.030
				1	49	22.99	14.74	0.030
				25	0	22.12	13.87	0.024
				25	12	22.08	13.83	0.024
				25	25	22.12	13.87	0.024
				50	0	22.08	13.83	0.024
	711	23130		1	0	22.97	14.72	0.030
				1	25	23.01	14.76	0.030
				1	49	22.79	14.54	0.028
				25	0	22.06	13.81	0.024
				25	12	22.09	13.84	0.024
				25	25	22.07	13.82	0.024
				50	0	22.00	13.75	0.024
16QAM	707.5	23095		1	0	22.27	14.02	0.025
				1	25	22.20	13.95	0.025
				1	49	22.14	13.89	0.024
				25	0	21.04	12.79	0.019
				25	12	21.12	12.87	0.019
				25	25	21.15	12.90	0.019
				50	0	21.06	12.81	0.019
	711	23130		1	0	22.21	13.96	0.025
				1	25	22.11	13.86	0.024
				1	49	22.11	13.86	0.024
				25	0	21.11	12.86	0.019
				25	12	21.13	12.88	0.019
				25	25	21.14	12.89	0.019
				50	0	21.07	12.82	0.019

Modulation	Carrier frequency (MHz)	UL Channel	BW	RB Size	RB Offset	Conducted power (dBm)	ERP/ EIRP (dBm)	ERP/ EIRP (W)
64QAM	704	23060	10	1	0	23.00	14.75	0.030
				1	25	22.89	14.64	0.029
				1	49	23.07	14.82	0.030
				25	0	22.99	14.74	0.030
				25	12	23.00	14.75	0.030
				25	25	23.03	14.78	0.030
				50	0	23.08	14.83	0.030
	707.5	23095		1	0	21.09	12.84	0.019
				1	25	21.06	12.81	0.019
				1	49	21.15	12.90	0.019
				25	0	21.06	12.81	0.019
				25	12	21.05	12.80	0.019
				25	25	21.14	12.89	0.019
				50	0	21.11	12.86	0.019
	711	23130		1	0	21.01	12.76	0.019
				1	25	21.08	12.83	0.019
				1	49	20.97	12.72	0.019
				25	0	21.08	12.83	0.019
				25	12	21.05	12.80	0.019
				25	25	21.01	12.76	0.019
				50	0	21.01	12.76	0.019