APPENDIX A – TEST DATA OF CONDUCTED EMISSION

LTE Band 5

1 RF Power Output

Modulation	Carrier frequency (MHz)	UL Channel	BW	RB Size	RB Offset	Conducted power (dBm)
QPSK	824.7	20407	1.4	1	0	22.70
				1	3	22.76
				1	5	22.73
				3	0	22.71
				3	1	22.77
				3	3	22.68
				6	0	21.81
	836.5	20525		1	0	22.80
				1	3	22.91
				1	5	22.89
				3	0	22.92
				3	1	22.83
				3	3	22.85
				6	0	21.90
	848.3	20643		1	0	23.05
				1	3	23.08
				1	5	22.97
				3	0	22.98
				3	1	23.04
				3	3	22.96
				6	0	22.07
16QAM	824.7	20407		1	0	21.97
				1	3	22.18
				1	5	22.00
				3	0	21.81
				3	1	21.88
				3	3	21.83
				6	0	20.92
	836.5	20525		1	0	22.05
				1	3	22.14
				1	5	22.23
				3	0	21.90
				3	1	21.93
				3	3	21.94
				6	0	20.99
	848.3	20643		1	0	22.30
				1	3	22.29
				1	5	22.30
				3	0	21.85
				3	1	21.97
				3	3	21.96
				6	0	21.10

Modulation	Carrier frequency (MHz)	UL Channel	BW	RB Size	RB Offset	Conducted power (dBm)
64QAM	824.7	20407	1.4	1	0	21.09
				1	3	21.33
				1	5	21.26
				3	0	20.96
				3	1	21.05
				3	3	20.99
				6	0	19.86
	836.5	20525		1	0	20.73
				1	3	20.86
				1	5	20.76
				3	0	20.97
				3	1	21.09
				3	3	21.12
				6	0	20.02
	848.3	20643		1	0	20.96
				1	3	20.99
				1	5	20.90
				3	0	21.11
				3	1	21.16
				3	3	21.15
				6	0	19.99

Modulation	Carrier frequency (MHz)	UL Channel	BW	RB Size	RB Offset	Conducted power (dBm)
QPSK	825.5	20415	3	1	0	22.91
				1	8	22.86
				1	14	22.90
				8	0	21.95
				8	4	21.98
				8	7	21.93
				15	0	21.91
	836.5	20525		1	0	22.98
				1	8	23.12
				1	14	23.03
				8	0	22.05
				8	4	22.13
				8	7	22.09
				15	0	22.00
	847.5	20635		1	0	23.13
				1	8	23.19
				1	14	23.16
				8	0	22.18
				8	4	22.20
				8	7	22.17
				15	0	22.09
16QAM	825.5	20415		1	0	22.54
				1	8	22.51
				1	14	22.55
				8	0	21.04
				8	4	21.08
				8	7	21.05
				15	0	20.98
	836.5	20525		1	0	22.19
				1	8	22.41
				1	14	22.25
				8	0	21.01
				8	4	21.08
				8	7	21.05
				15	0	21.04
	847.5	20635		1	0	22.43
				1	8	22.43
				1	14	22.38
				8	0	21.20
				8	4	21.14
				8	7	21.15
				15	0	21.22

Modulation	Carrier frequency (MHz)	UL Channel	BW	RB Size	RB Offset	Conducted power (dBm)
64QAM	825.5	20415	3	1	0	21.26
				1	8	21.18
				1	14	21.24
				8	0	20.19
				8	4	20.14
				8	7	20.17
				15	0	19.97
	836.5	20525		1	0	20.82
				1	8	20.95
				1	14	20.91
				8	0	19.97
				8	4	20.10
				8	7	20.07
				15	0	20.13
	847.5	20635		1	0	21.10
				1	8	21.04
				1	14	20.98
				8	0	20.13
				8	4	20.19
				8	7	20.17
				15	0	20.28

Modulation	Carrier frequency (MHz)	UL Channel	BW	RB Size	RB Offset	Conducted power (dBm)
QPSK	826.5	20425	5	1	0	22.70
				1	12	22.51
				1	24	22.72
				12	0	21.78
				12	7	21.80
				12	13	21.78
				25	0	21.79
	836.5	20525		1	0	22.79
				1	12	22.82
				1	24	23.00
				12	0	21.88
				12	7	21.96
				12	13	22.01
				25	0	21.90
	846.5	20625		1	0	22.89
				1	12	22.99
				1	24	22.96
				12	0	21.99
				12	7	22.04
				12	13	22.11
				25	0	21.99
16QAM	826.5	20425		1	0	22.00
				1	12	21.82
				1	24	21.97
				12	0	20.79
				12	7	20.79
				12	13	20.81
				25	0	20.79
	836.5	20525		1	0	22.30
				1	12	22.20
				1	24	22.43
				12	0	20.82
				12	7	20.88
				12	13	20.94
				25	0	20.85
	846.5	20625		1	0	22.33
				1	12	22.35
				1	24	22.38
				12	0	20.99
				12	7	20.98
				12	13	21.07
				25	0	21.05

Modulation	Carrier frequency (MHz)	UL Channel	BW	RB Size	RB Offset	Conducted power (dBm)
64QAM	826.5	20425	5	1	0	20.74
				1	12	20.63
				1	24	20.80
				12	0	19.78
				12	7	19.72
				12	13	19.77
				25	0	19.75
	836.5	20525		1	0	21.19
				1	12	21.20
				1	24	21.28
				12	0	19.98
				12	7	19.97
				12	13	20.14
				25	0	19.98
	846.5	20625		1	0	21.27
				1	12	21.22
				1	24	21.34
				12	0	20.11
				12	7	20.13
				12	13	20.20
				25	0	20.07

Modulation	Carrier frequency (MHz)	UL Channel	BW	RB Size	RB Offset	Conducted power (dBm)
QPSK	829	20450	10	1	0	22.62
				1	25	22.67
				1	49	22.64
				25	0	21.79
				25	12	21.86
				25	25	21.85
				50	0	21.90
	836.5	20525		1	0	22.82
				1	25	22.82
				1	49	22.98
				25	0	21.95
				25	12	22.02
				25	25	21.99
				50	0	22.01
	844	20600		1	0	23.07
				1	25	22.95
				1	49	22.99
				25	0	21.98
				25	12	22.06
				25	25	22.15
				50	0	22.02
16QAM	829	20450		1	0	22.55
				1	25	22.37
				1	49	22.79
				25	0	20.71
				25	12	20.91
				25	25	20.91
				50	0	20.89
	836.5	20525		1	0	22.48
				1	25	22.95
				1	49	22.99
				25	0	20.98
				25	12	20.98
				25	25	21.05
				50	0	20.84
	844	20600		1	0	22.16
				1	25	22.26
				1	49	22.45
				25	0	21.12
				25	12	21.04
				25	25	21.13
				50	0	21.01

Modulation	Carrier frequency (MHz)	UL Channel	BW	RB Size	RB Offset	Conducted power (dBm)
64QAM	829	20450	10	1	0	21.15
				1	25	21.00
				1	49	21.36
				25	0	19.83
				25	12	19.98
				25	25	19.92
				50	0	19.97
	836.5	20525		1	0	21.20
				1	25	21.42
				1	49	21.53
				25	0	19.98
				25	12	19.96
				25	25	20.06
				50	0	19.95
	844	20600		1	0	21.10
				1	25	20.91
				1	49	21.15
				25	0	20.07
				25	12	20.24
				25	25	20.21
				50	0	20.08

2 Occupied Bandwidth

Band	Carrier frequency (MHz)	Channel	BW (MHz)	RB Size	RB Offset	Bandwidth of 99% Power (MHz)					
						QPSK		16-QAM		64-QAM	
5	824.7	20407	1.4	6	0	1.082	Fig.1	1.082	Fig.2	1.076	Fig.3
	836.5	20525		6	0	1.082	Fig.4	1.082	Fig.5	1.082	Fig.6
	848.3	20643		6	0	1.082	Fig.7	1.082	Fig.8	1.076	Fig.9
	825.5	20415	3	15	0	2.683	Fig.10	2.683	Fig.11	2.696	Fig.12
	836.5	20525		15	0	2.683	Fig.13	2.683	Fig.14	2.683	Fig.15
	847.5	20635		15	0	2.683	Fig.16	2.683	Fig.17	2.683	Fig.18
	826.5	20425	5	25	0	4.472	Fig.19	4.472	Fig.20	4.472	Fig.21
	836.5	20525		25	0	4.472	Fig.22	4.472	Fig.23	4.472	Fig.24
	846.5	20625		25	0	4.472	Fig.25	4.472	Fig.26	4.472	Fig.27
	829	20450	10	50	0	8.944	Fig.28	8.944	Fig.29	8.944	Fig.30
	836.5	20525		50	0	8.987	Fig.31	8.944	Fig.32	8.944	Fig.33
	844	20600		50	0	8.944	Fig.34	8.944	Fig.35	8.944	Fig.36

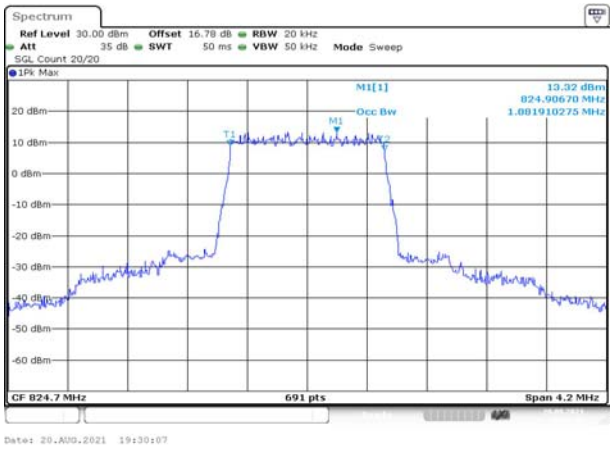

Fig.1

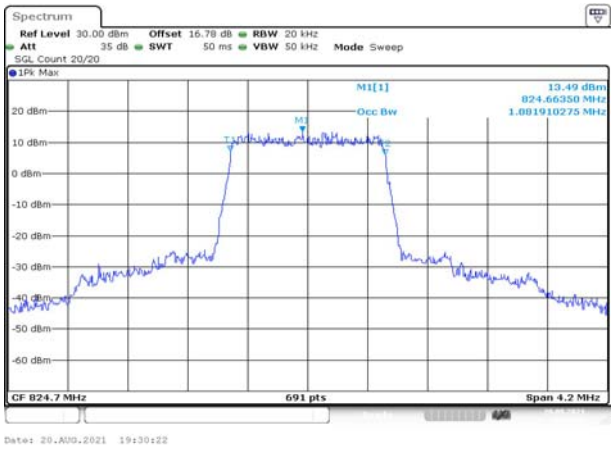

Fig.2

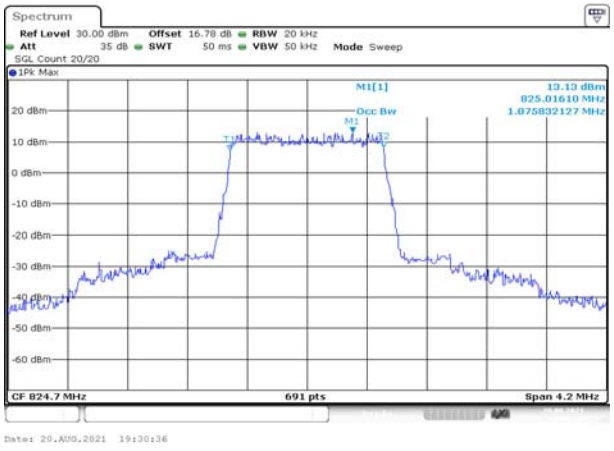

Fig.3

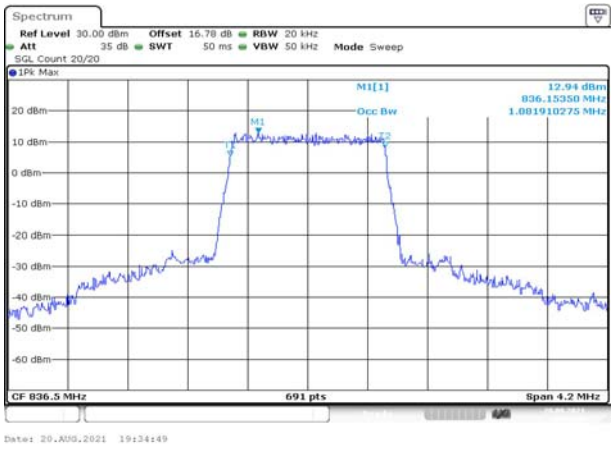

Fig.4

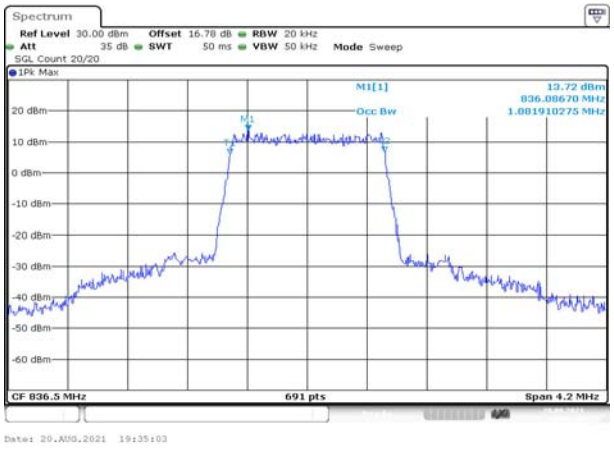

Fig.5

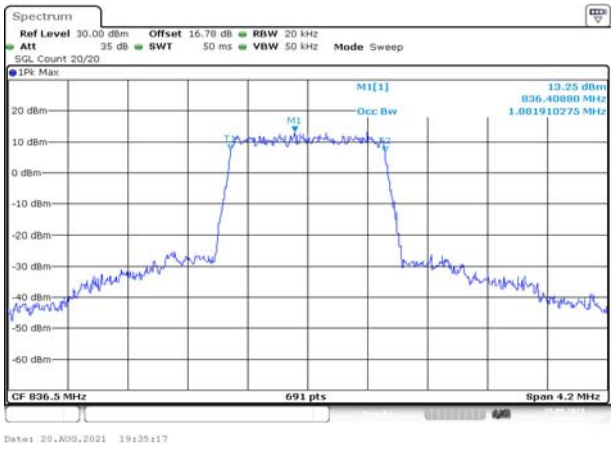

Fig.6

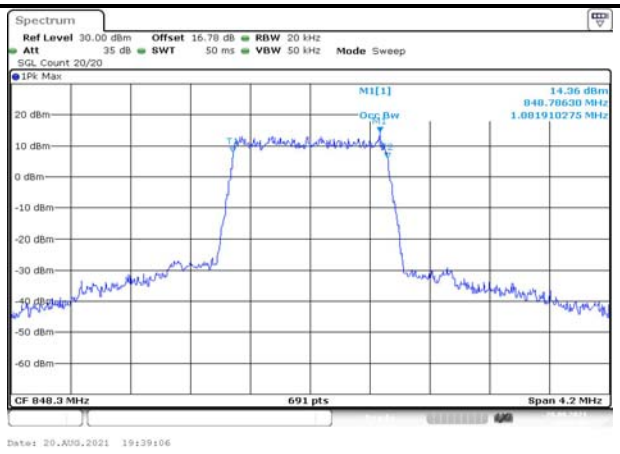

Fig.7

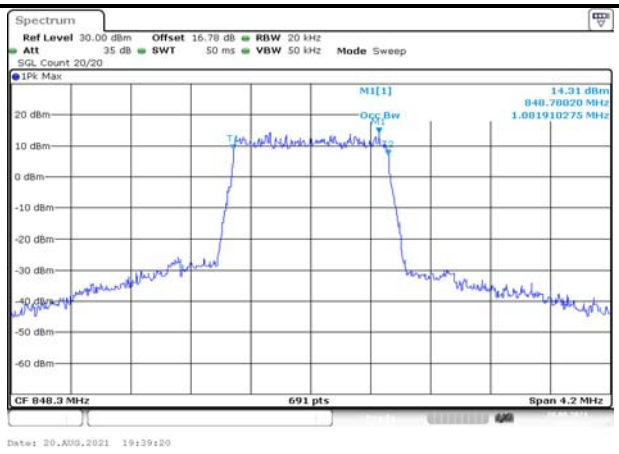

Fig.8

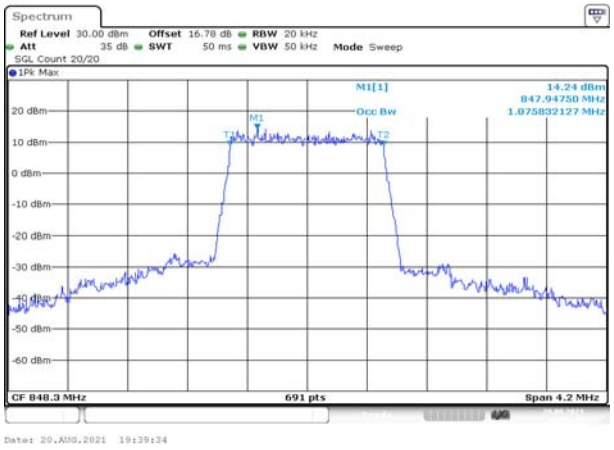

Fig.9

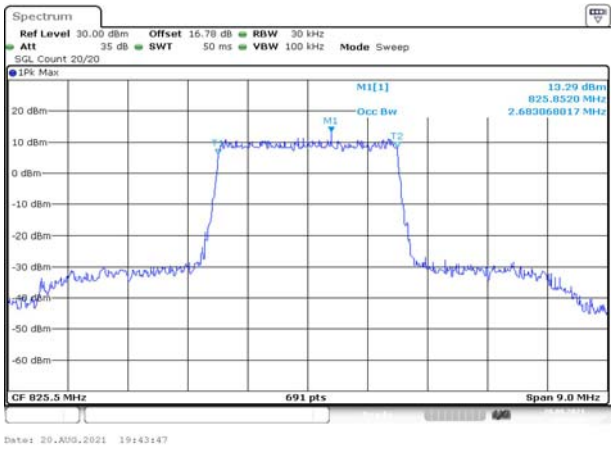

Fig.10

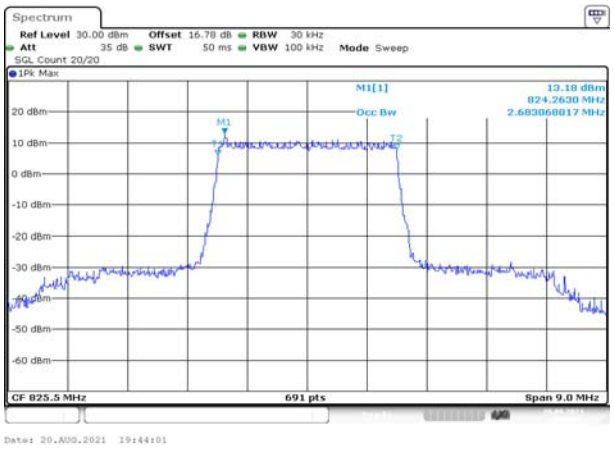

Fig.11

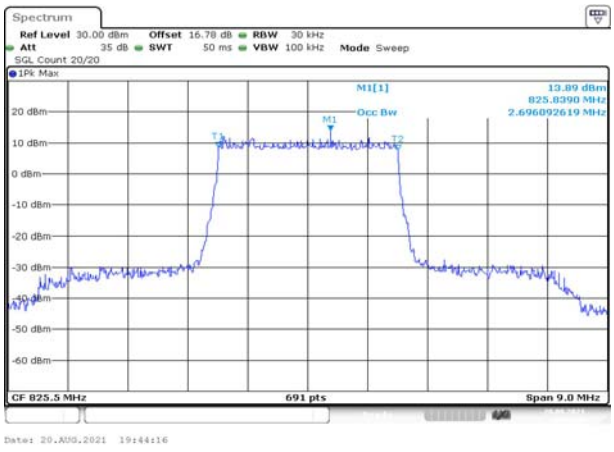

Fig.12

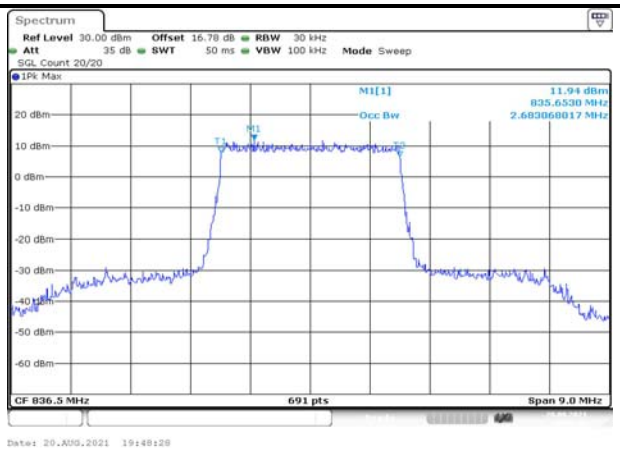

Fig.13

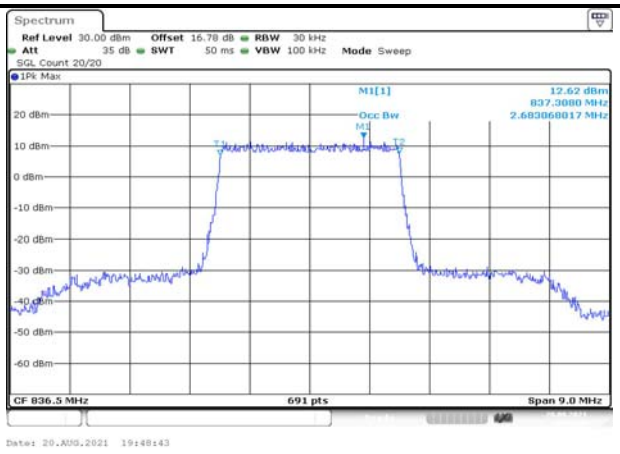

Fig.14

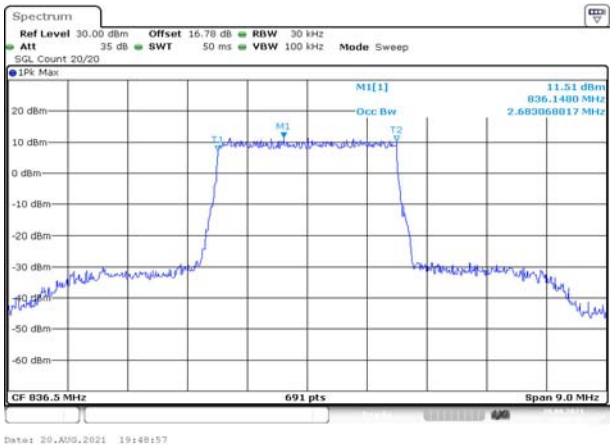

Fig.15

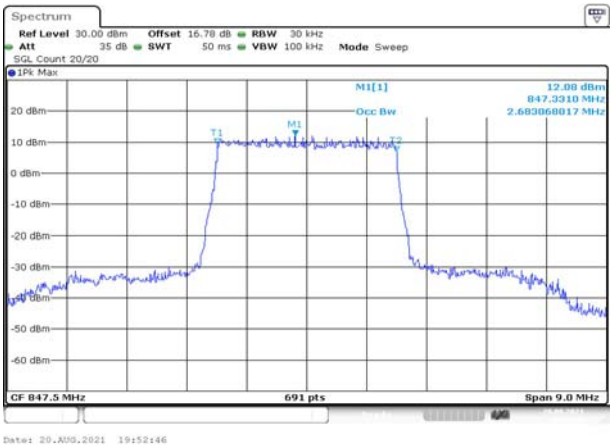

Fig.16

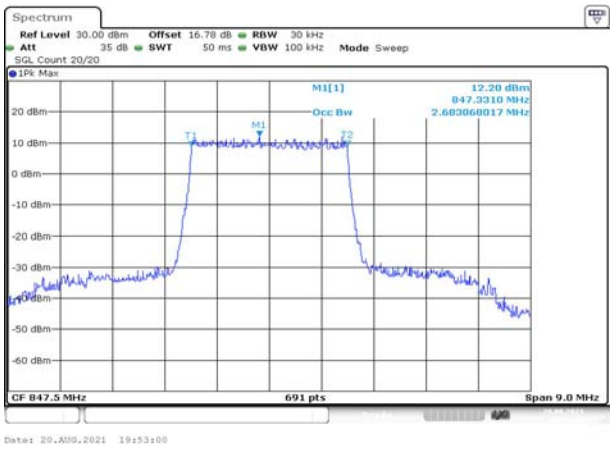

Fig.17

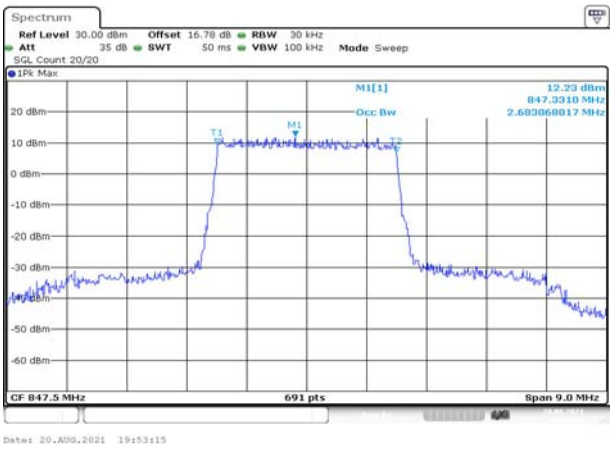

Fig.18

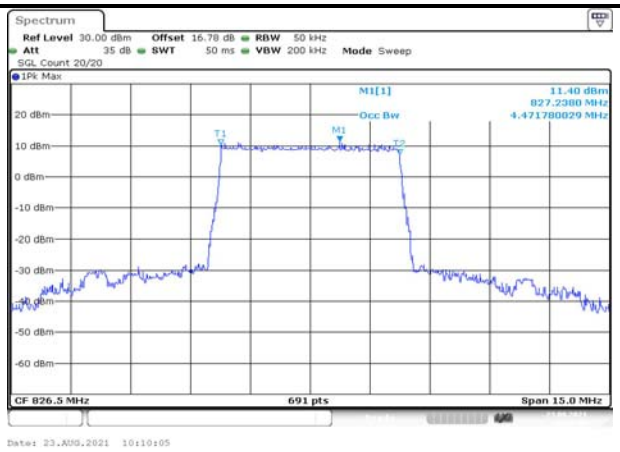

Fig.19

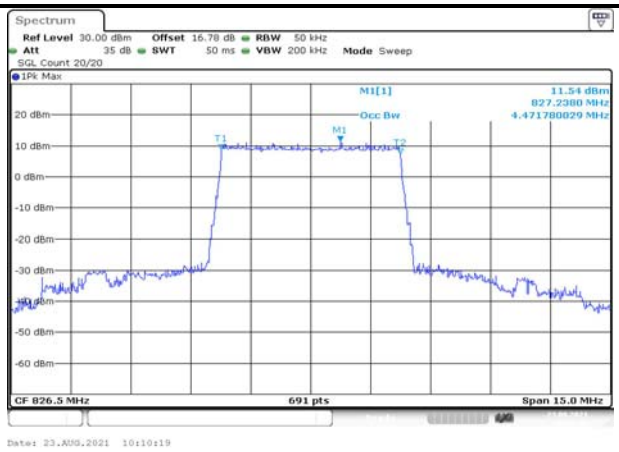

Fig.20

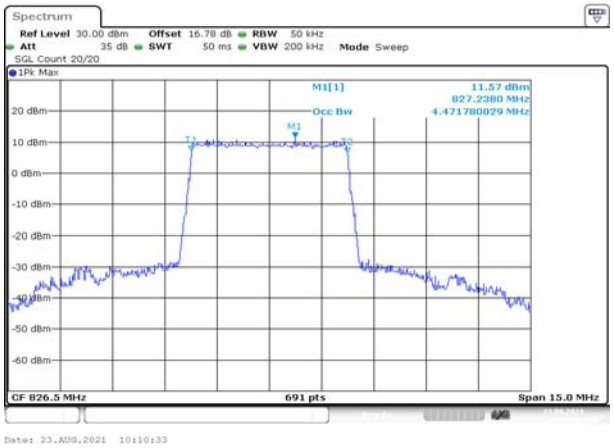

Fig.21

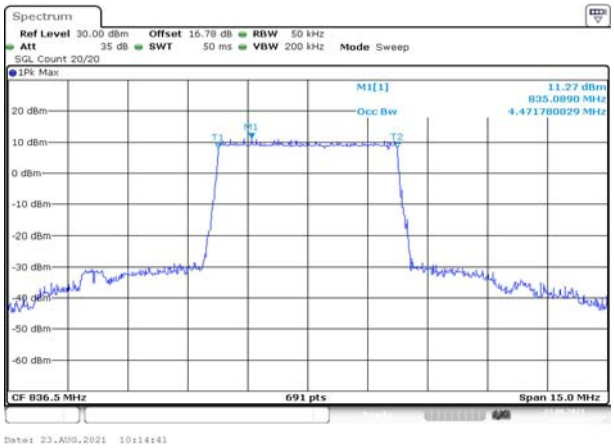

Fig.22

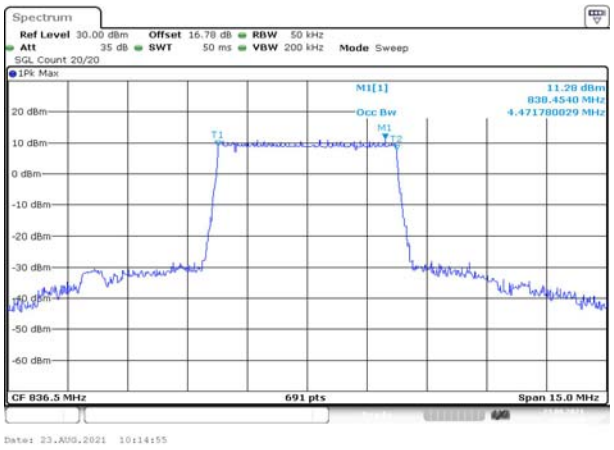

Fig.23

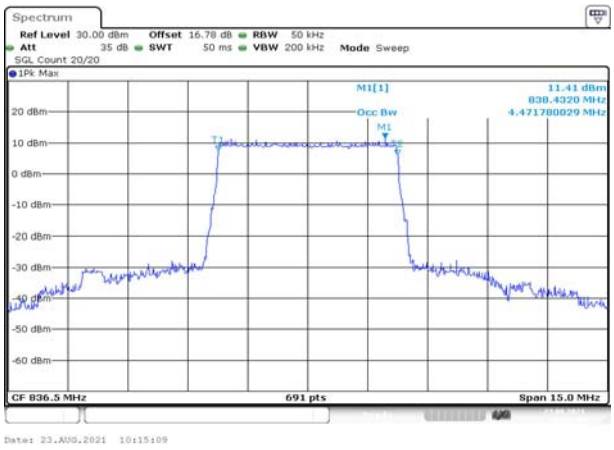

Fig.24

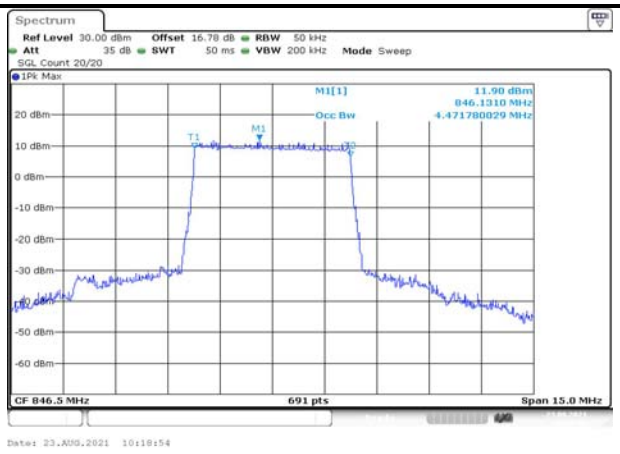

Fig.25

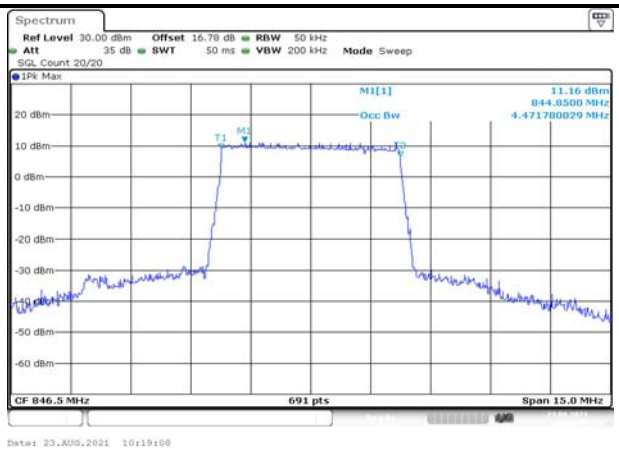

Fig.26

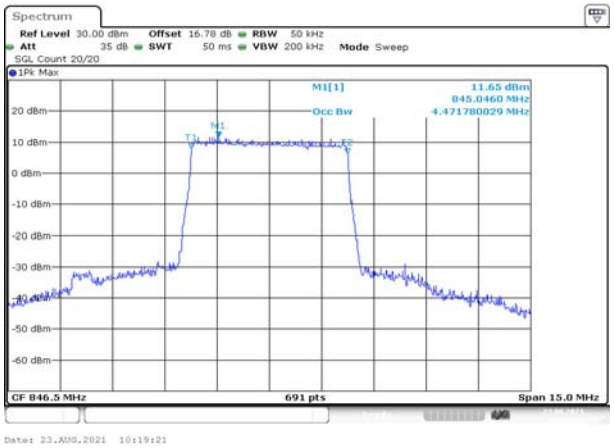

Fig.27

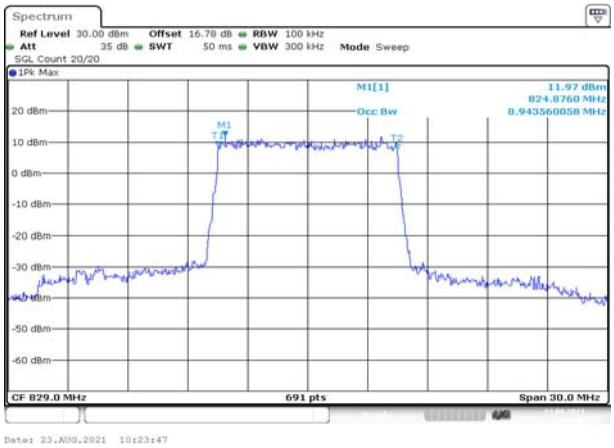

Fig.28

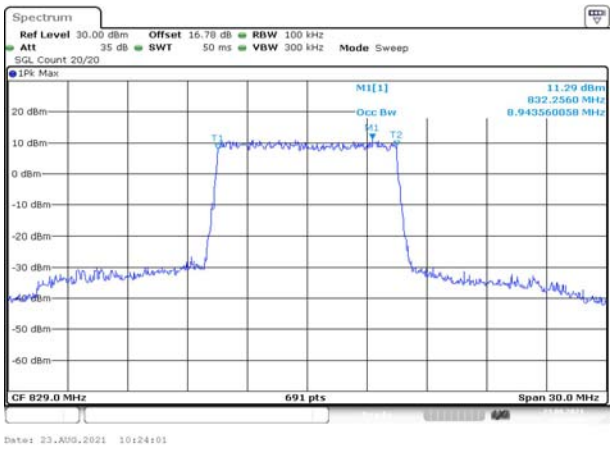

Fig.29

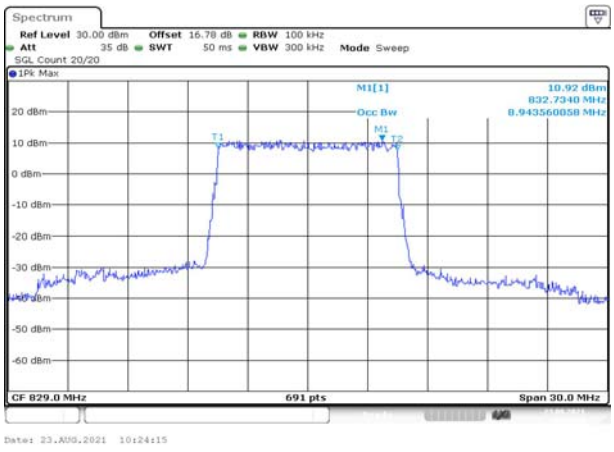

Fig.30

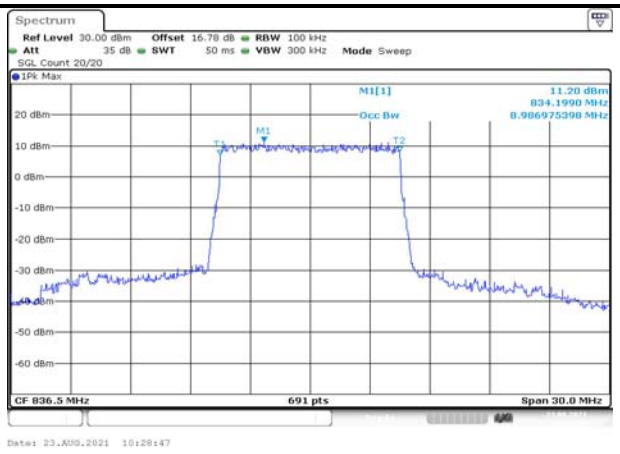

Fig.31

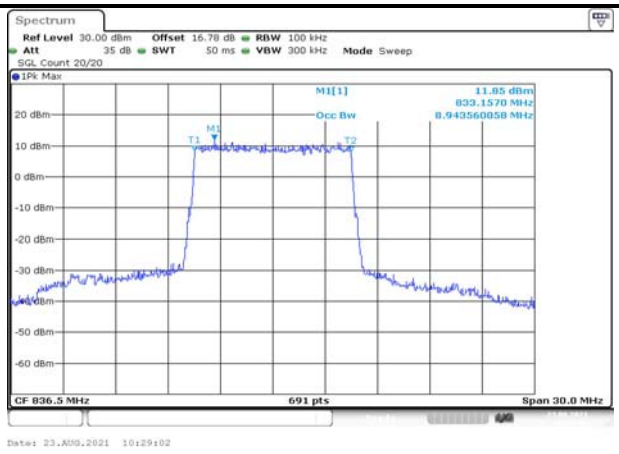

Fig.32

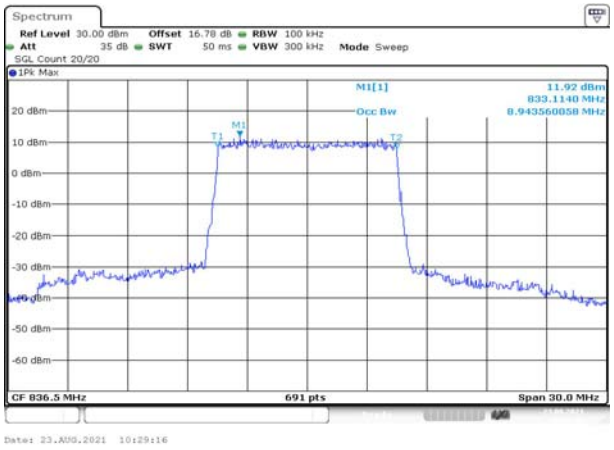

Fig.33

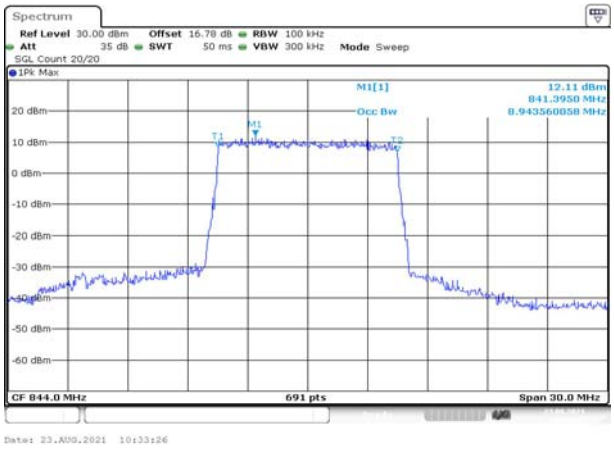

Fig.34

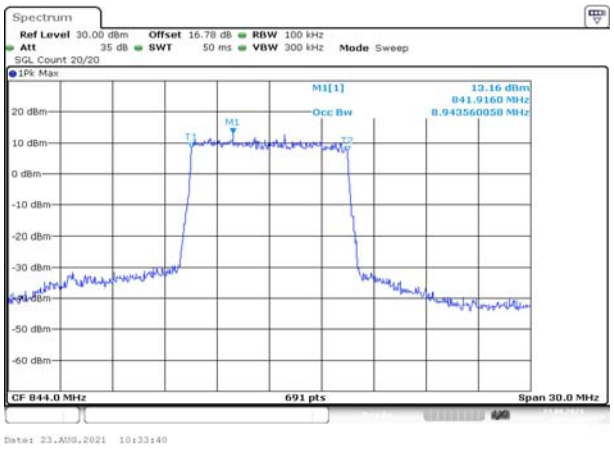

Fig.35

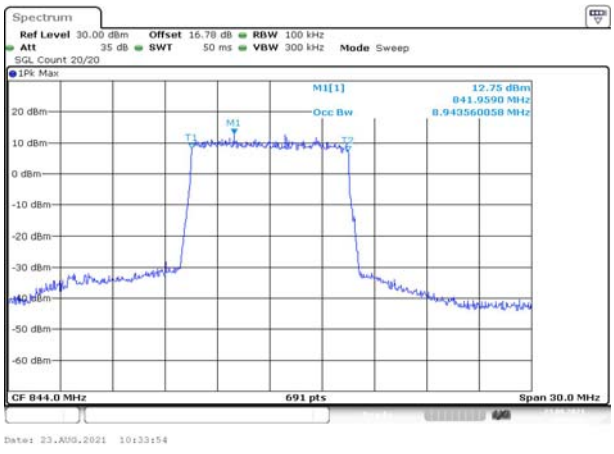

Fig.36

3 Emission Bandwidth

Band	Carrier frequency (MHz)	Channel	BW (MHz)	RB Size	RB Offset	Bandwidth of -26dB transmitter power (MHz)					
						QPSK		16-QAM		64-QAM	
5	824.7	20407	1.4	6	0	1.216	Fig.1	1.216	Fig.2	1.210	Fig.3
	836.5	20525		6	0	1.216	Fig.4	1.222	Fig.5	1.204	Fig.6
	848.3	20643		6	0	1.210	Fig.7	1.210	Fig.8	1.222	Fig.9
	825.5	20415	3	15	0	2.904	Fig.10	2.891	Fig.11	2.944	Fig.12
	836.5	20525		15	0	2.918	Fig.13	2.904	Fig.14	2.904	Fig.15
	847.5	20635		15	0	2.918	Fig.16	2.918	Fig.17	2.944	Fig.18
	826.5	20425	5	25	0	4.863	Fig.19	4.863	Fig.20	4.863	Fig.21
	836.5	20525		25	0	4.906	Fig.22	4.863	Fig.23	4.841	Fig.24
	846.5	20625		25	0	4.841	Fig.25	4.884	Fig.26	4.841	Fig.27
	829	20450	10	50	0	9.725	Fig.28	9.551	Fig.29	9.682	Fig.30
	836.5	20525		50	0	9.595	Fig.31	9.595	Fig.32	9.682	Fig.33
	844	20600		50	0	9.595	Fig.34	9.551	Fig.35	9.638	Fig.36

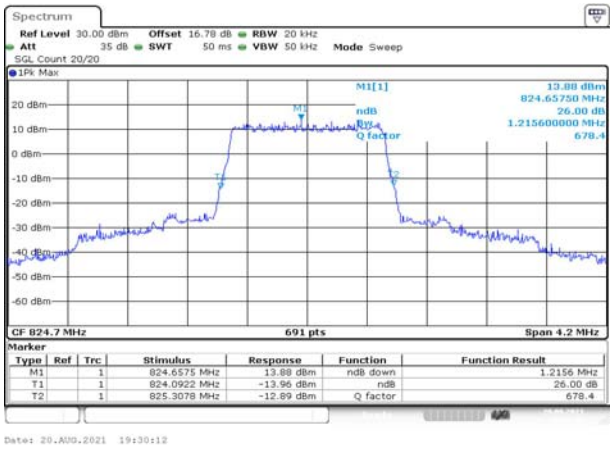

Fig.1

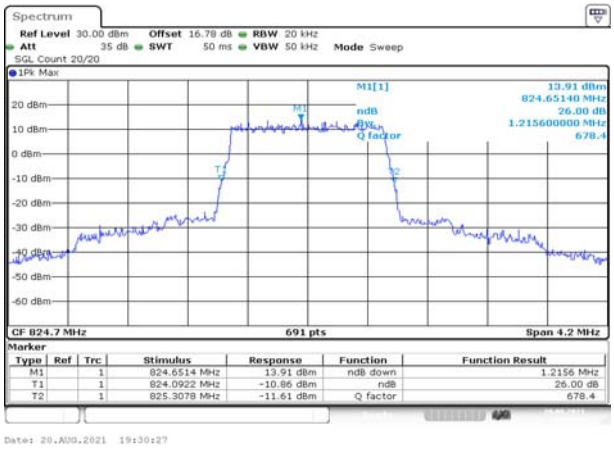

Fig.2

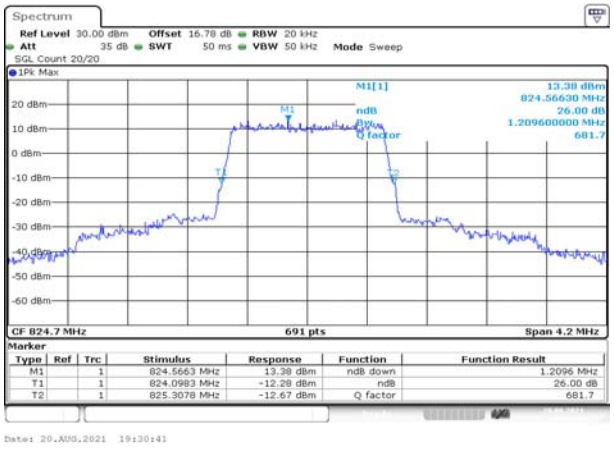

Fig.3

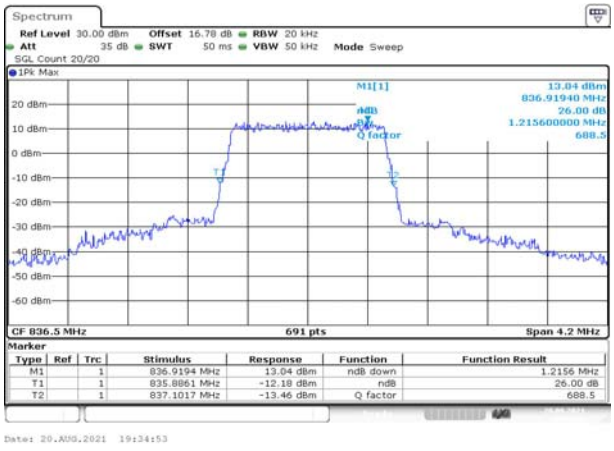

Fig.4

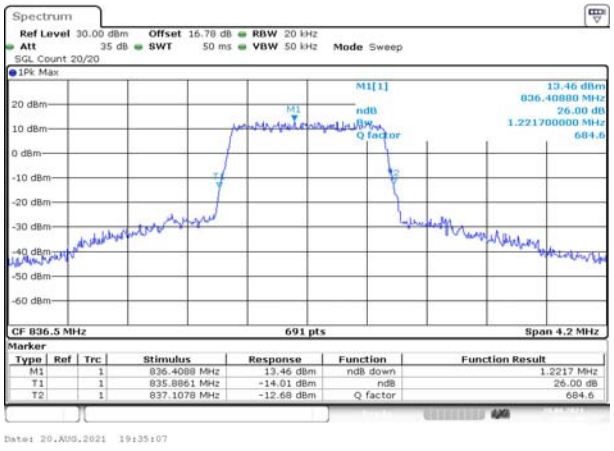

Fig.5

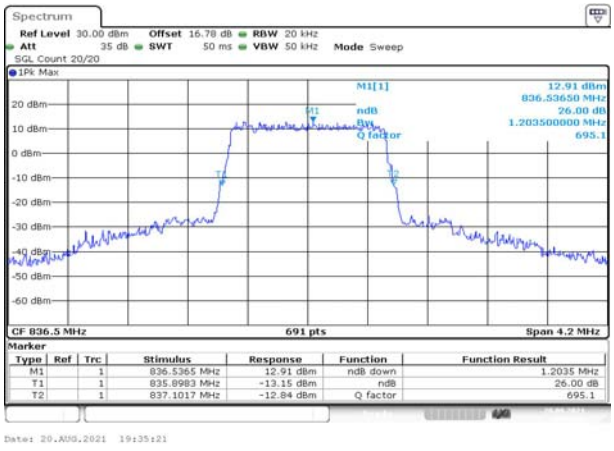

Fig.6

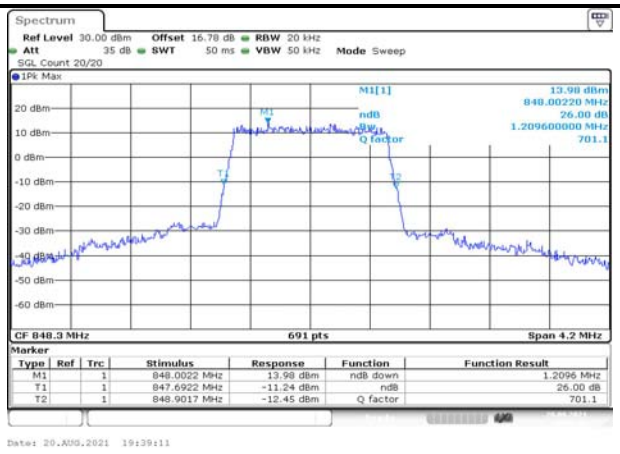

Fig.7

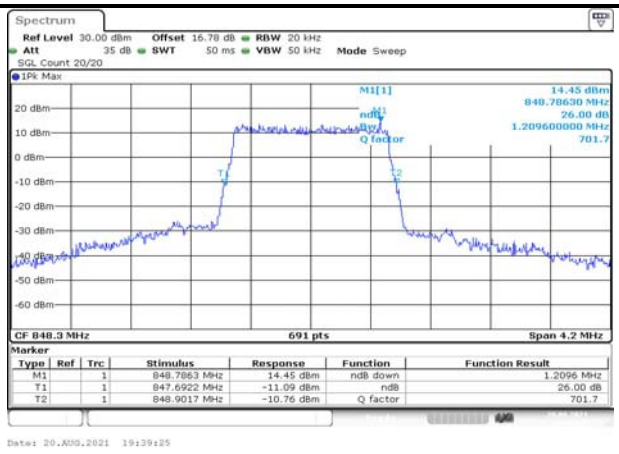

Fig.8

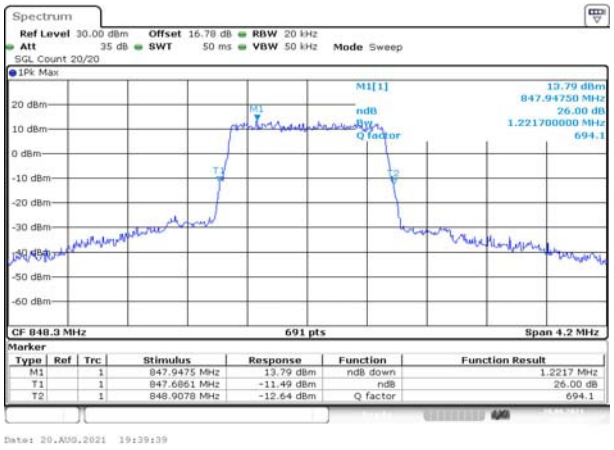

Fig.9

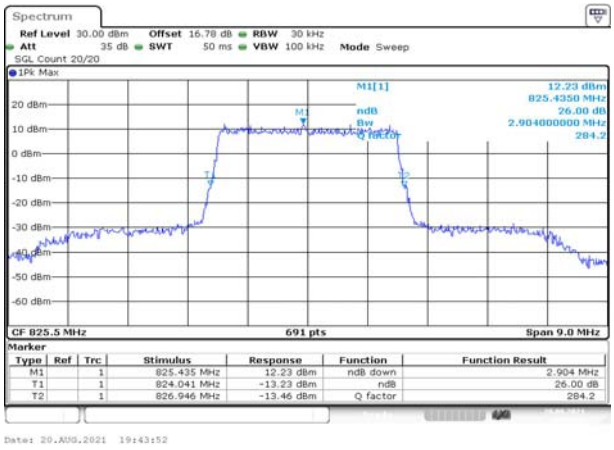

Fig.10

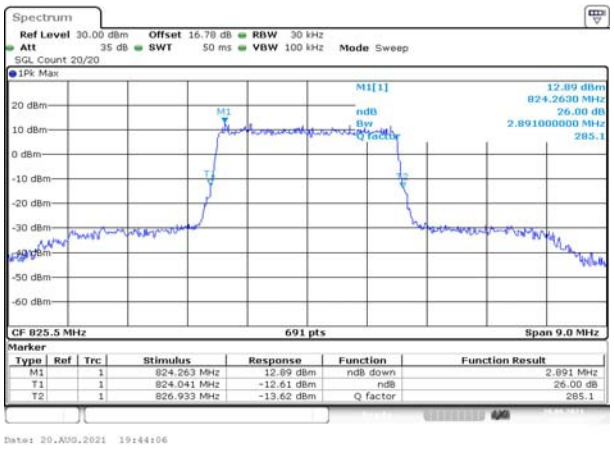

Fig.11

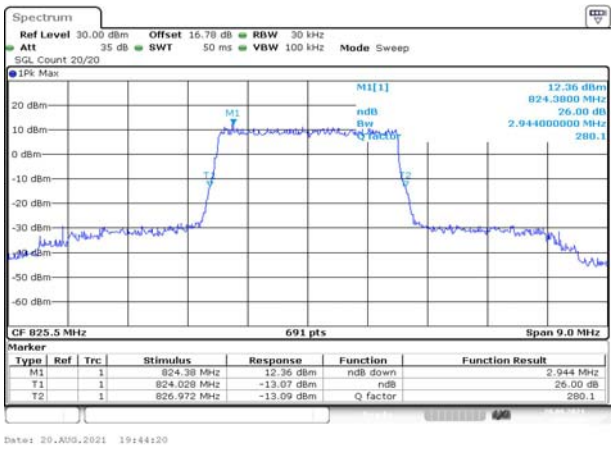

Fig.12

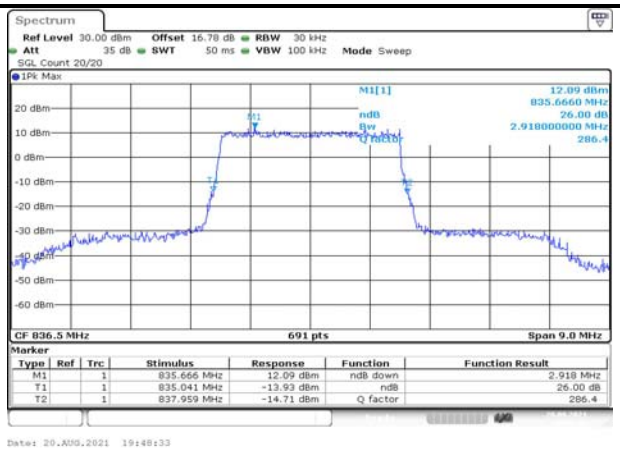

Fig.13

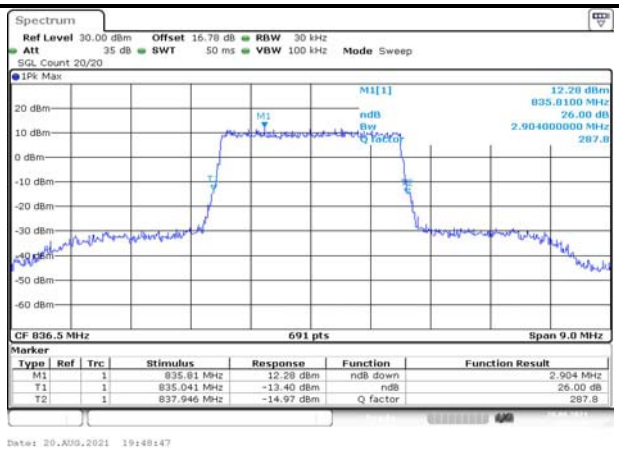

Fig.14

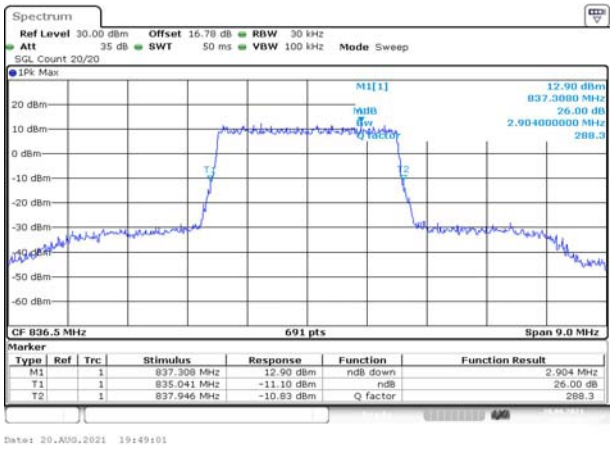

Fig.15

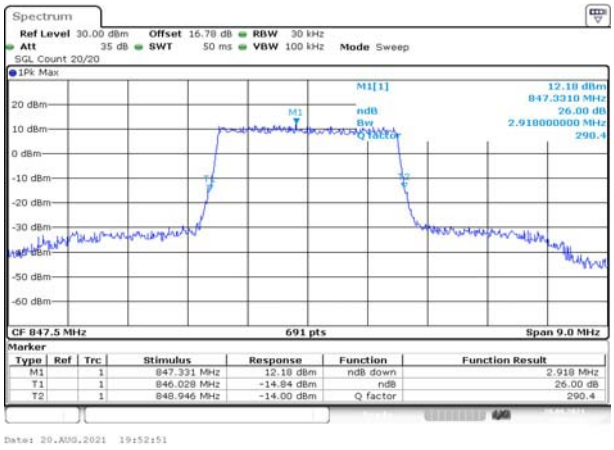

Fig.16

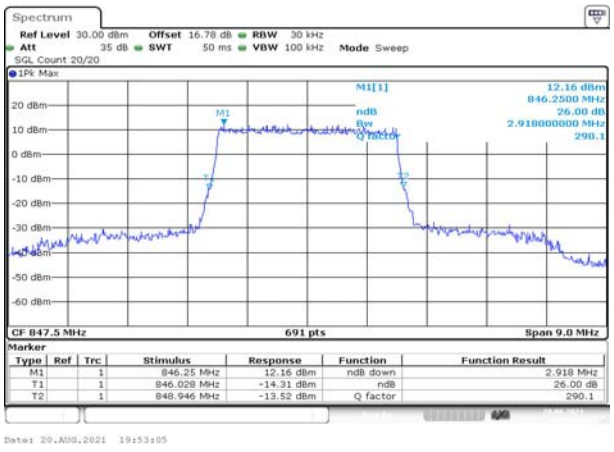

Fig.17

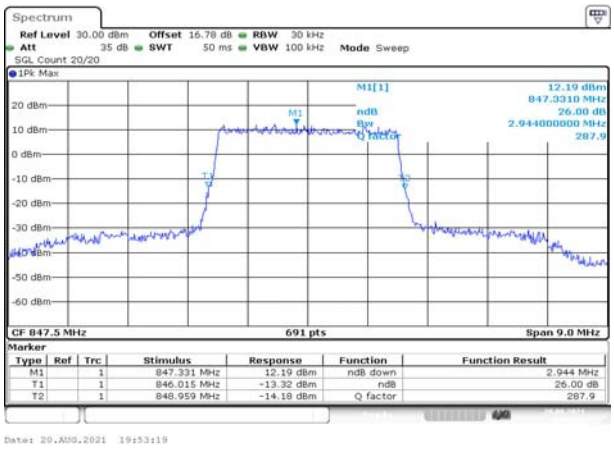

Fig.18

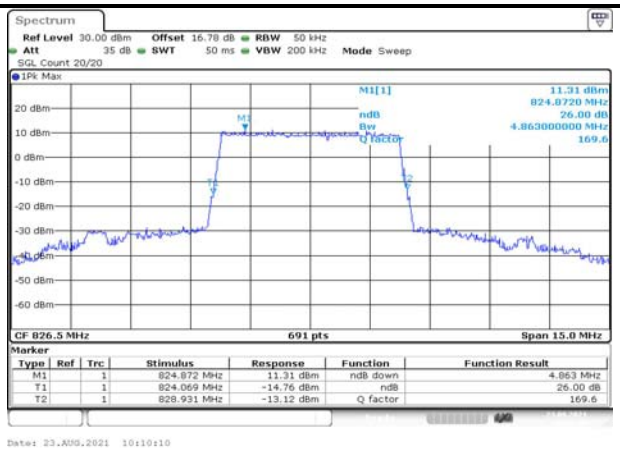

Fig.19

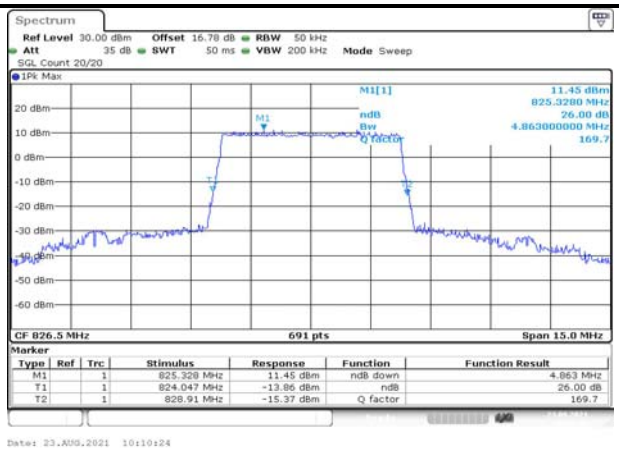

Fig.20

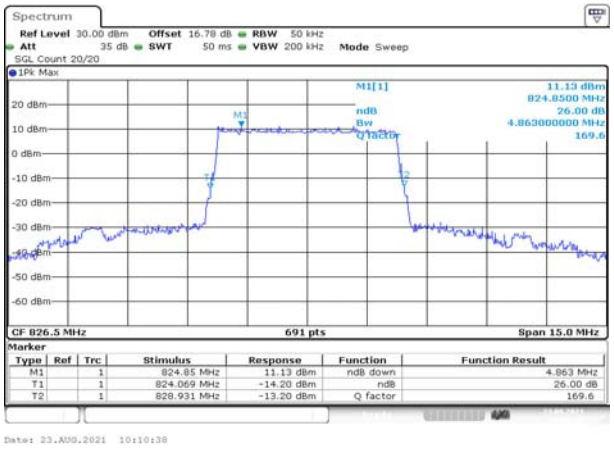

Fig.21

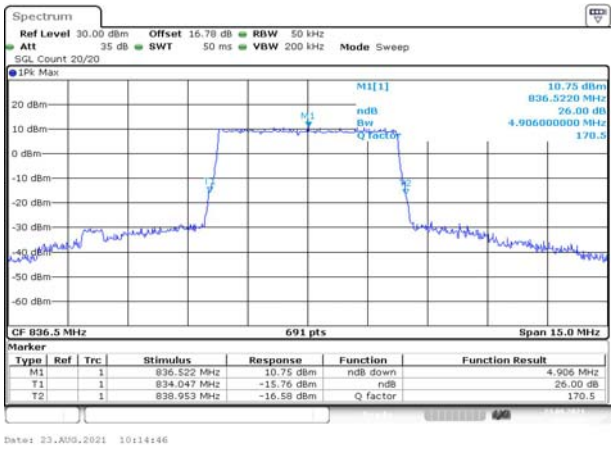

Fig.22

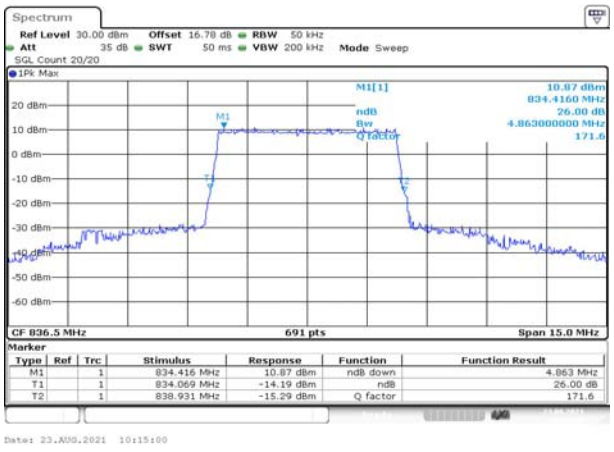

Fig.23

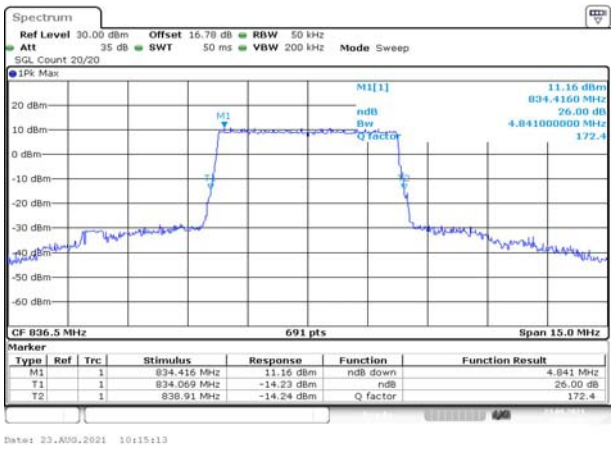

Fig.24

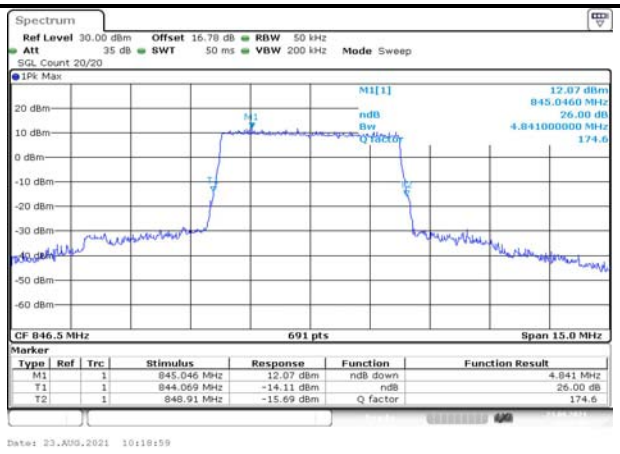

Fig.25

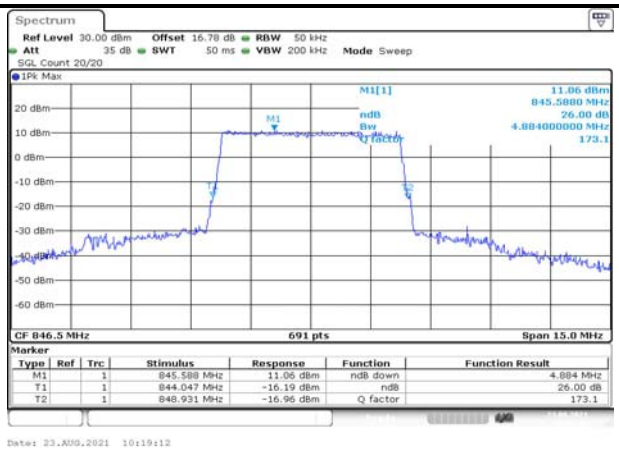

Fig.26

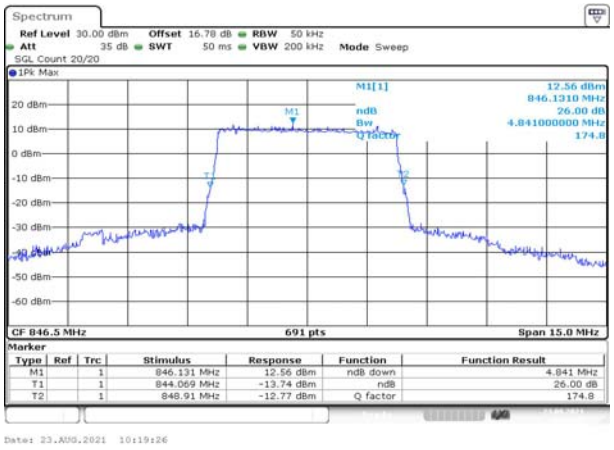

Fig.27

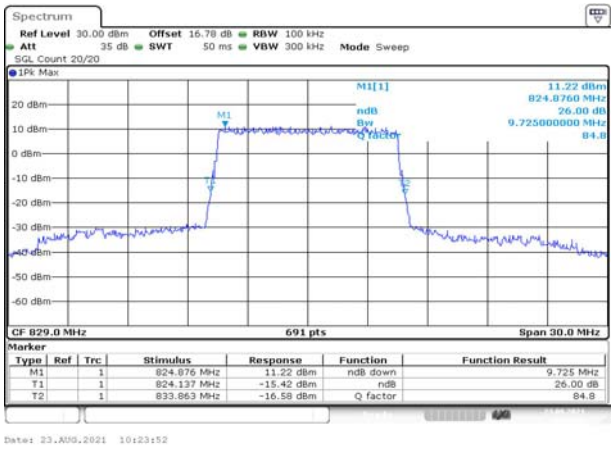

Fig.28

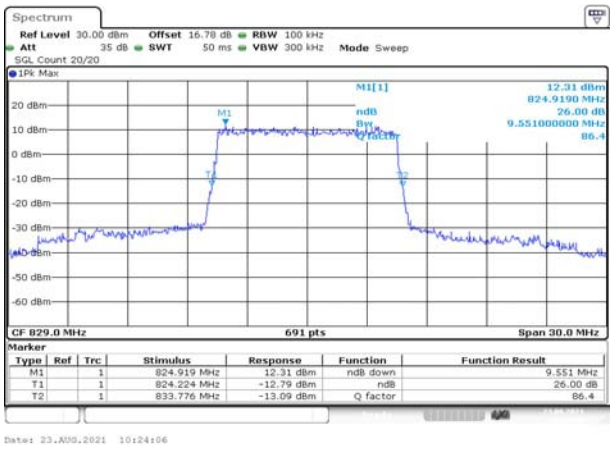

Fig.29

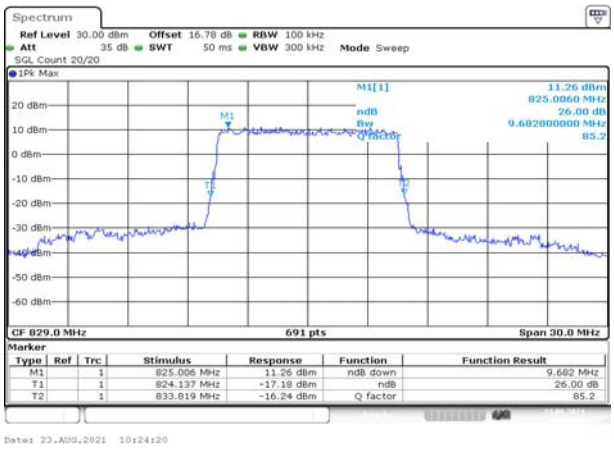

Fig.30

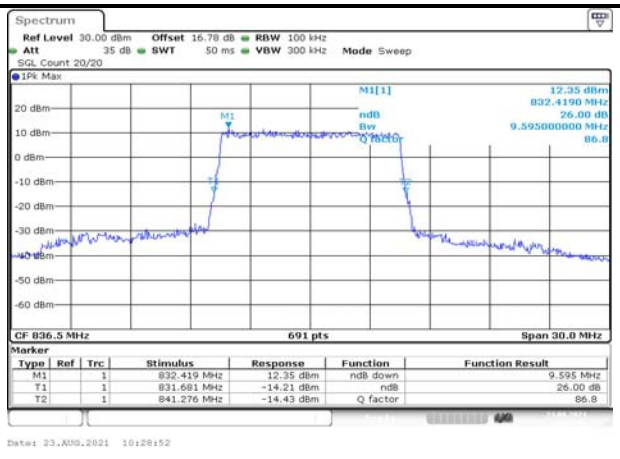

Fig.31

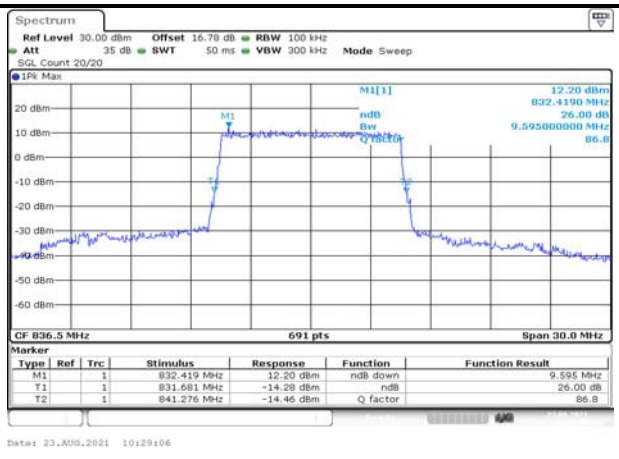

Fig.32

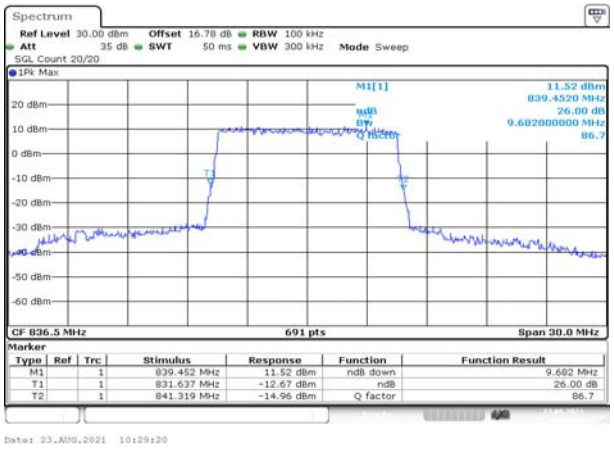

Fig.33

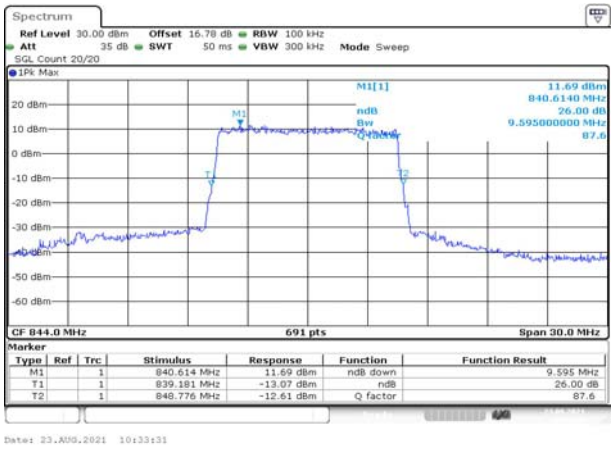

Fig.34

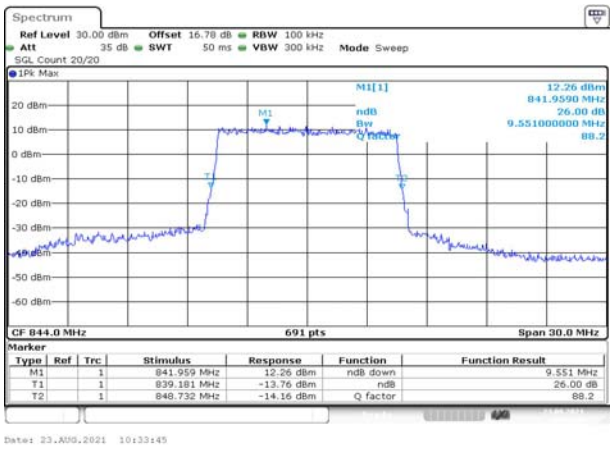

Fig.35

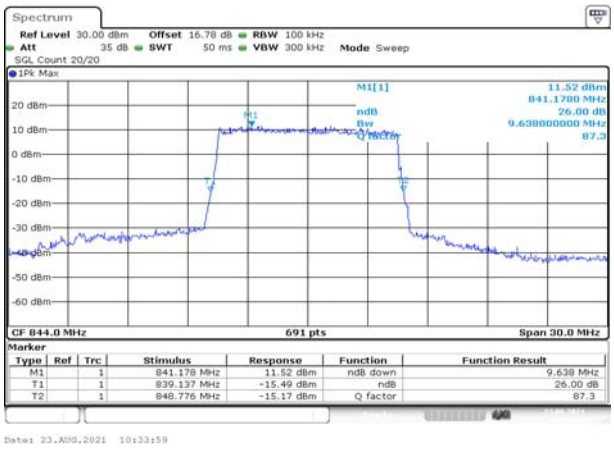

Fig.36

4 Peak-Average Ratio

Band	Carrier frequency (MHz)	Channel	BW (MHz)	RB Size	RB Offset	QPSK	16-QAM	64-QAM
5	824.7	20407	1.4	1	5	Fig.1	Fig.2	Fig.3
	824.7	20407		6	0	Fig.4	Fig.5	Fig.6
	836.5	20525		1	5	Fig.7	Fig.8	Fig.9
	836.5	20525		6	0	Fig.10	Fig.11	Fig.12
	848.3	20643		1	5	Fig.13	Fig.14	Fig.15
	848.3	20643		6	0	Fig.16	Fig.17	Fig.18
	825.5	20415	3	1	14	Fig.19	Fig.20	Fig.21
	825.5	20415		15	0	Fig.22	Fig.23	Fig.24
	836.5	20525		1	14	Fig.25	Fig.26	Fig.27
	836.5	20525		15	0	Fig.28	Fig.29	Fig.30
	847.5	20635		1	14	Fig.31	Fig.32	Fig.33
	847.5	20635		15	0	Fig.34	Fig.35	Fig.36
	826.5	20425	5	1	24	Fig.37	Fig.38	Fig.39
	826.5	20425		25	0	Fig.40	Fig.41	Fig.42
	836.5	20525		1	24	Fig.43	Fig.44	Fig.45
	836.5	20525		25	0	Fig.46	Fig.47	Fig.48
	846.5	20625		1	24	Fig.49	Fig.50	Fig.51
	846.5	20625		25	0	Fig.52	Fig.53	Fig.54
	829	20450	10	1	49	Fig.55	Fig.56	Fig.57
	829	20450		50	0	Fig.58	Fig.59	Fig.60
	836.5	20525		1	49	Fig.61	Fig.62	Fig.63
	836.5	20525		50	0	Fig.64	Fig.65	Fig.66
	844	20600		1	49	Fig.67	Fig.68	Fig.69
	844	20600		50	0	Fig.70	Fig.71	Fig.72

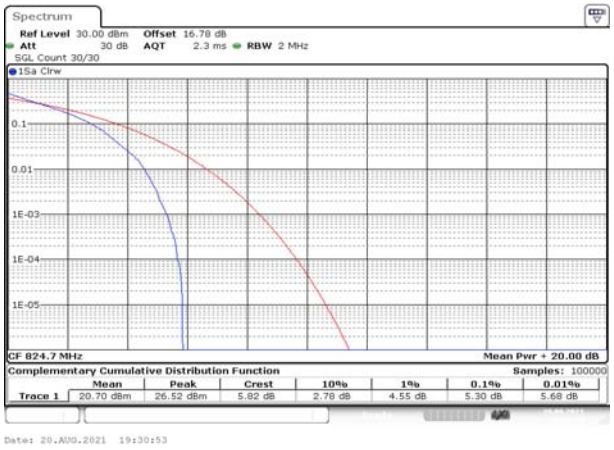

Fig.1

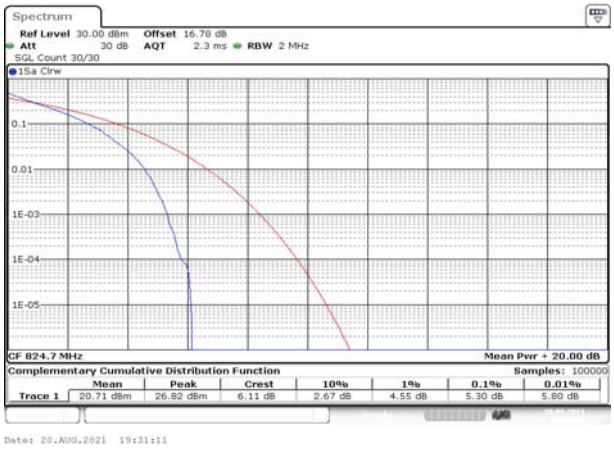

Fig.2

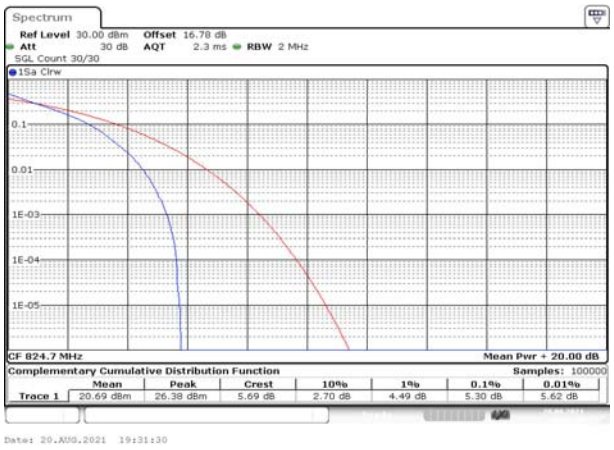

Fig.3

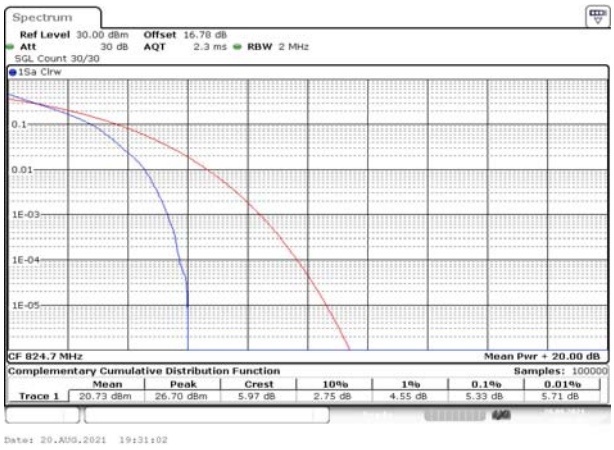

Fig.4

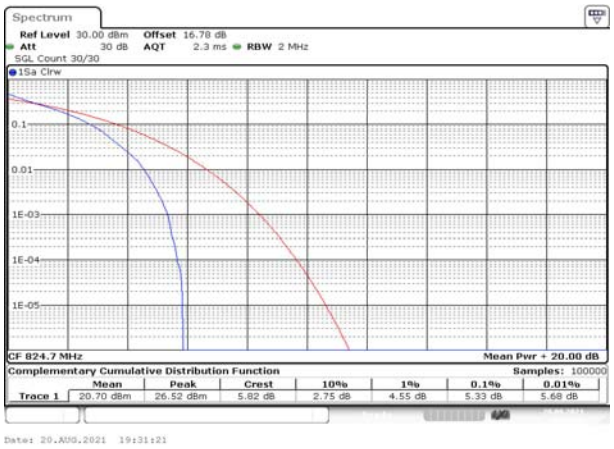

Fig.5

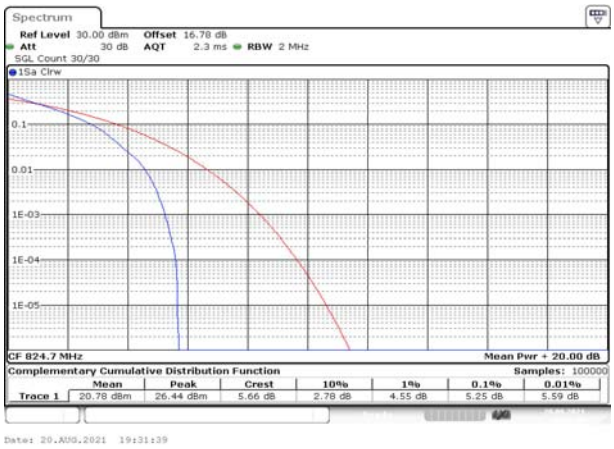

Fig.6

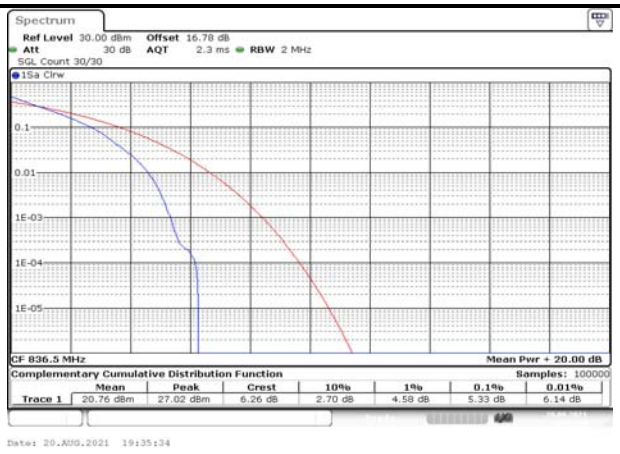

Fig.7

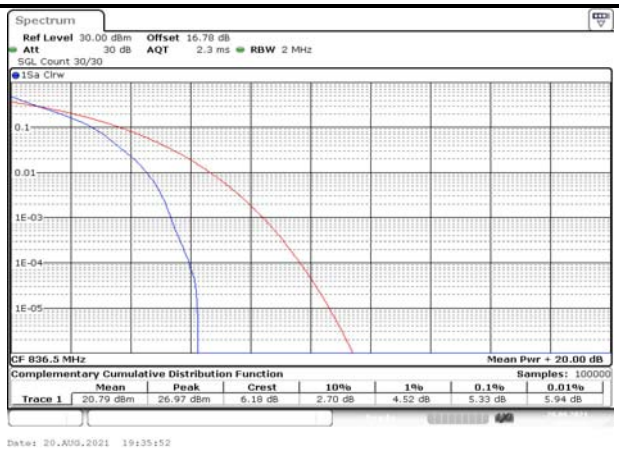

Fig.8

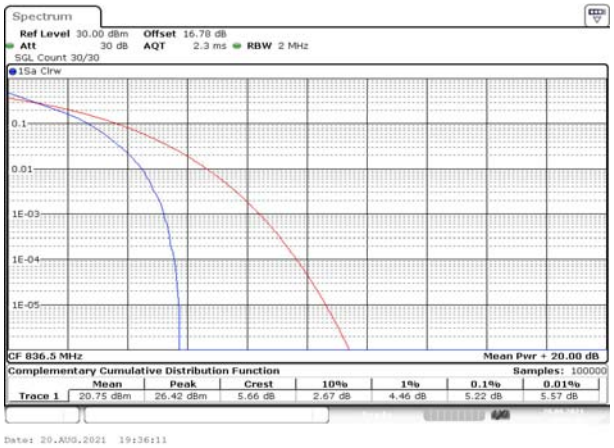

Fig.9

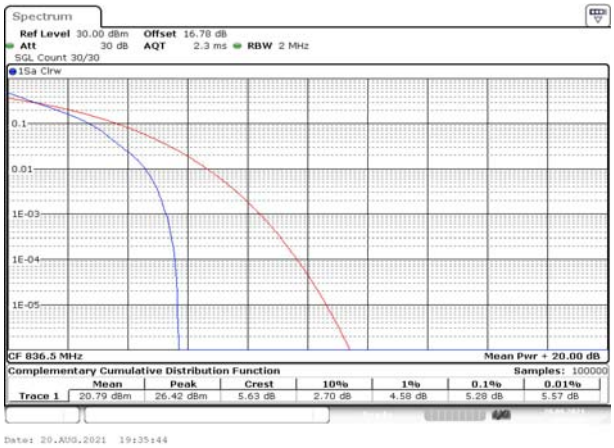

Fig.10

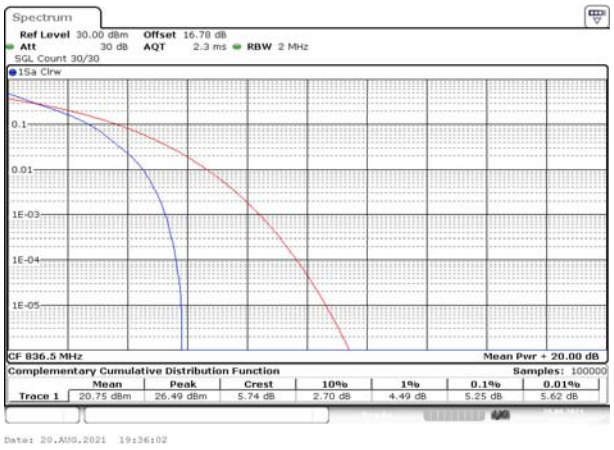

Fig.11

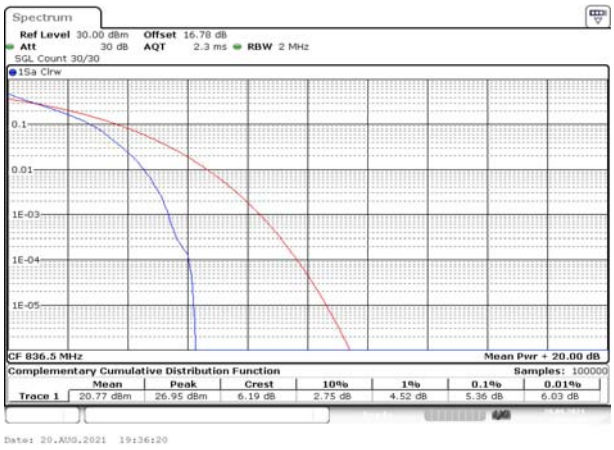

Fig.12

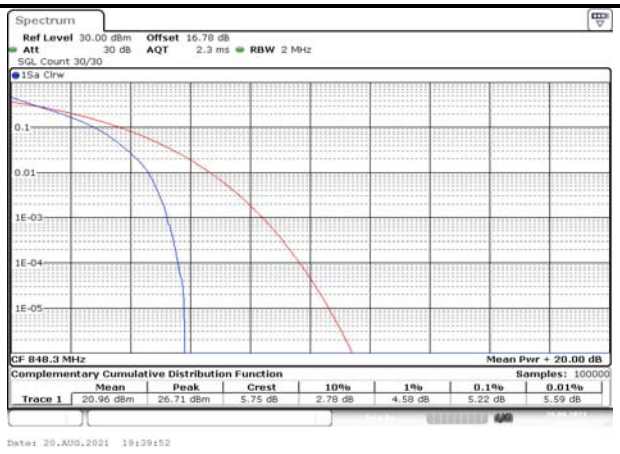

Fig.13

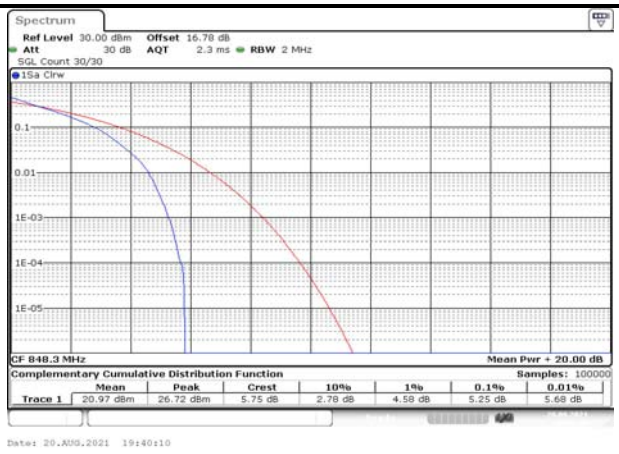

Fig.14

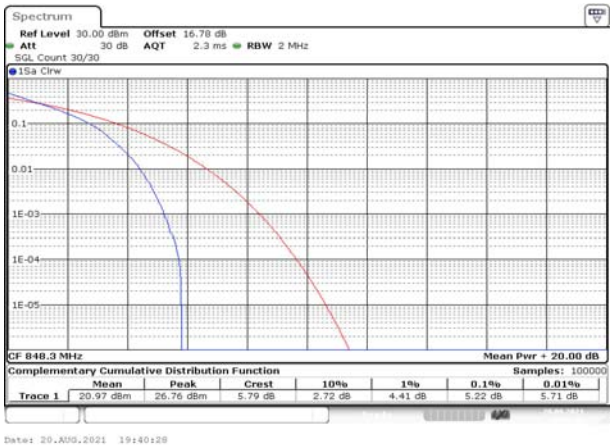

Fig.15

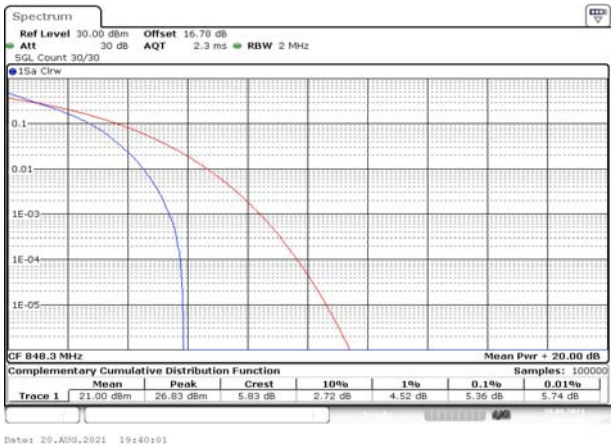

Fig.16

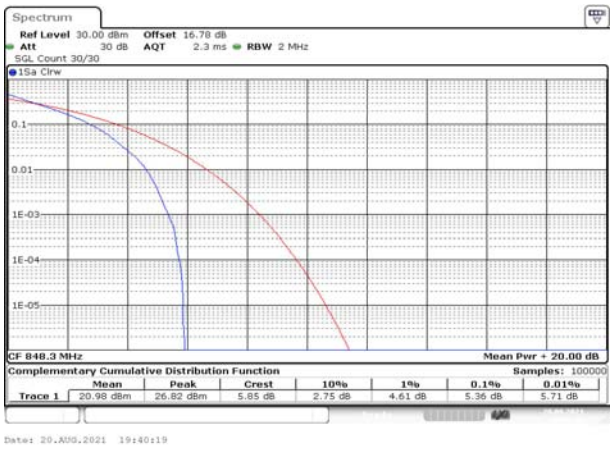

Fig.17

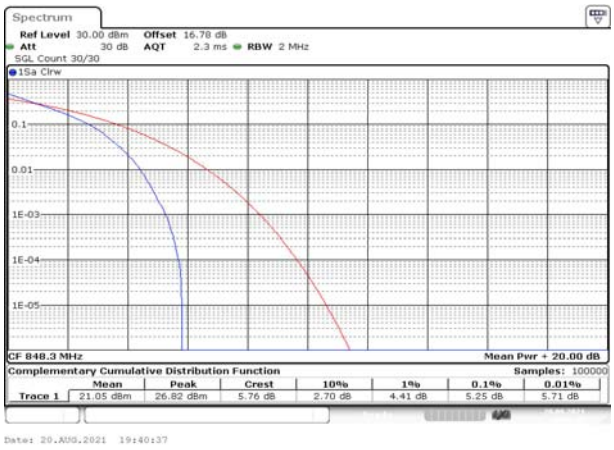

Fig.18

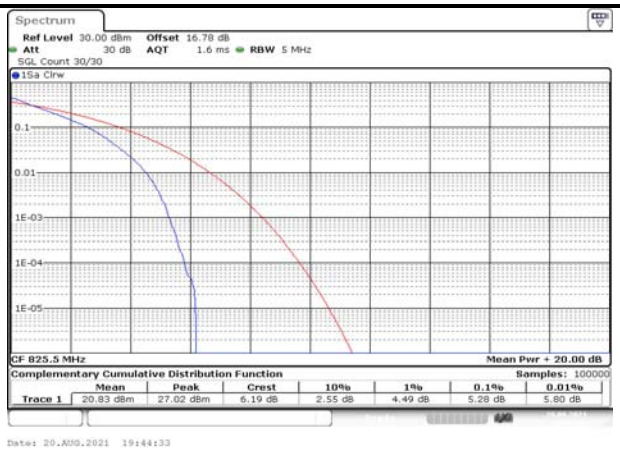

Fig.19

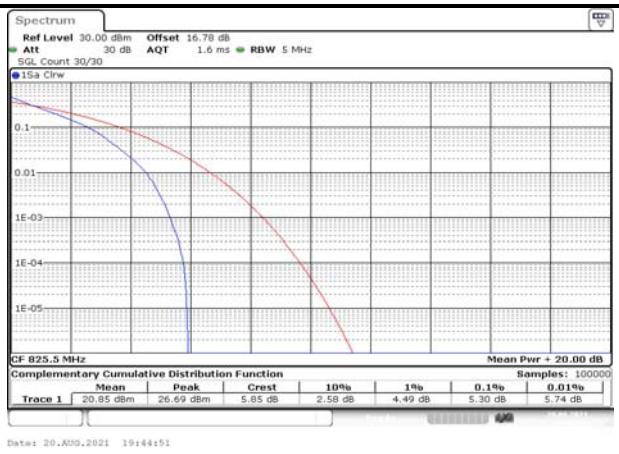

Fig.20

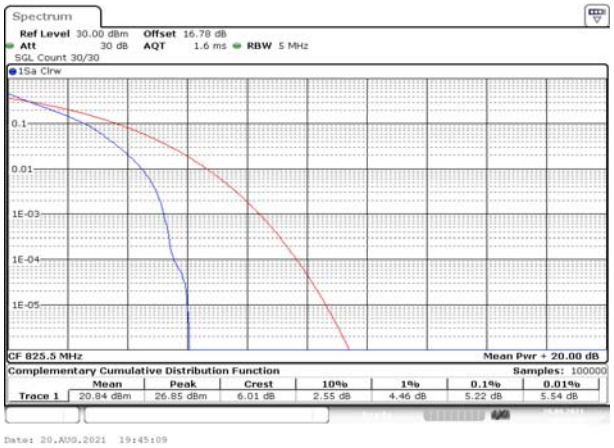

Fig.21

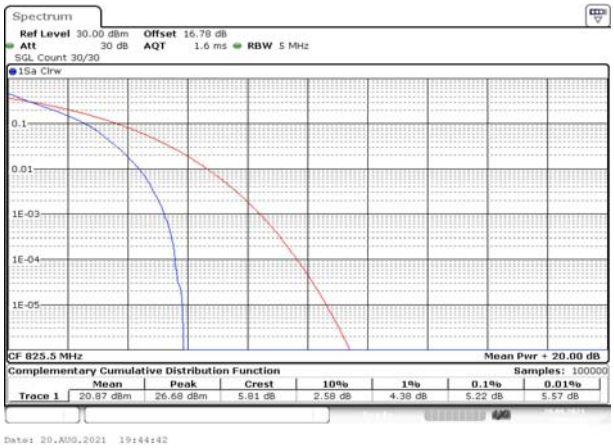

Fig.22

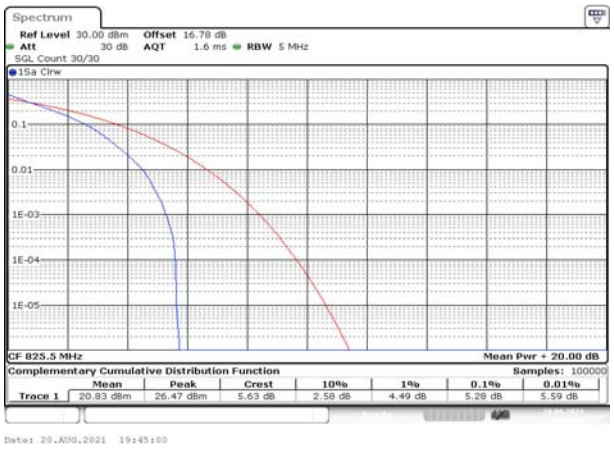

Fig.23

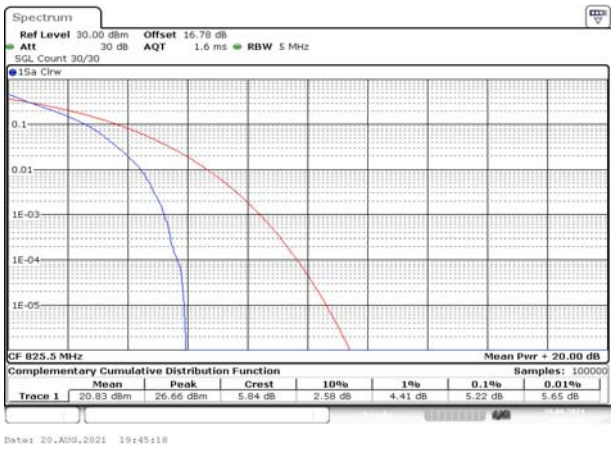

Fig.24

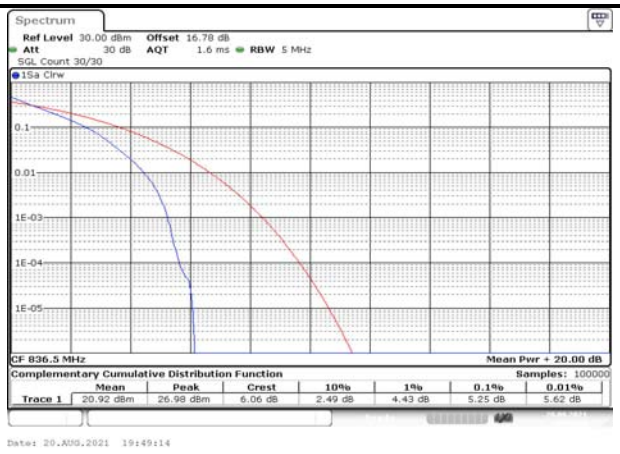

Fig.25

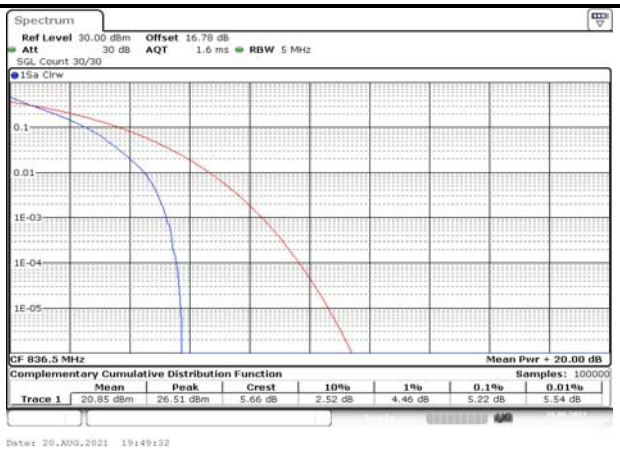

Fig.26

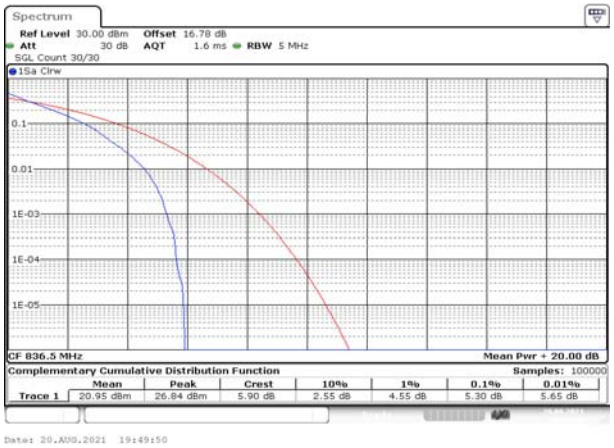

Fig.27

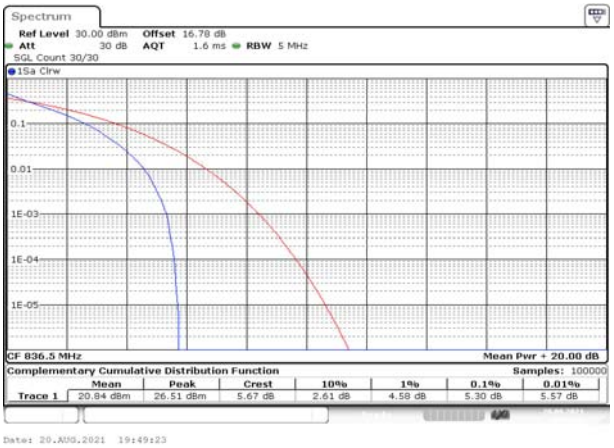

Fig.28

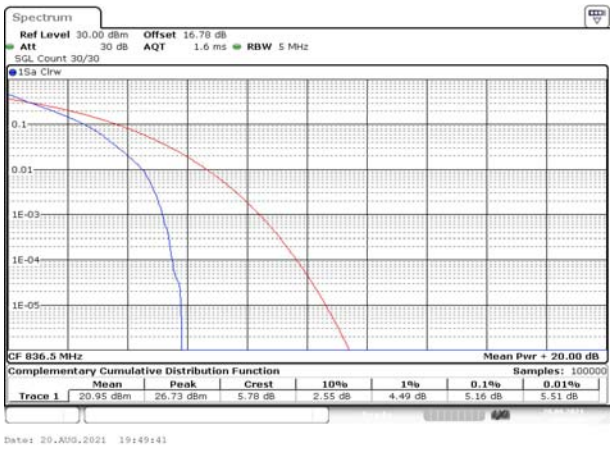

Fig.29

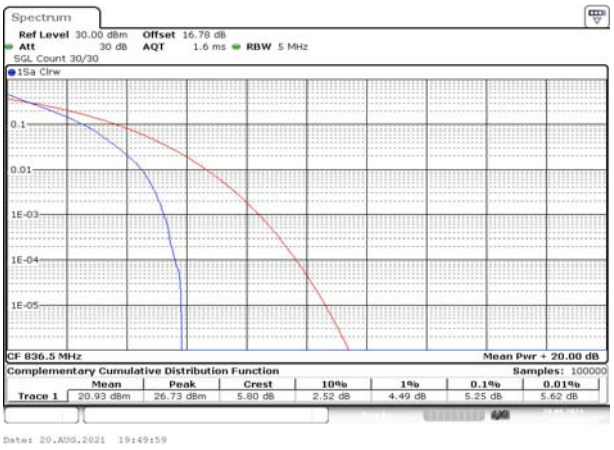

Fig.30

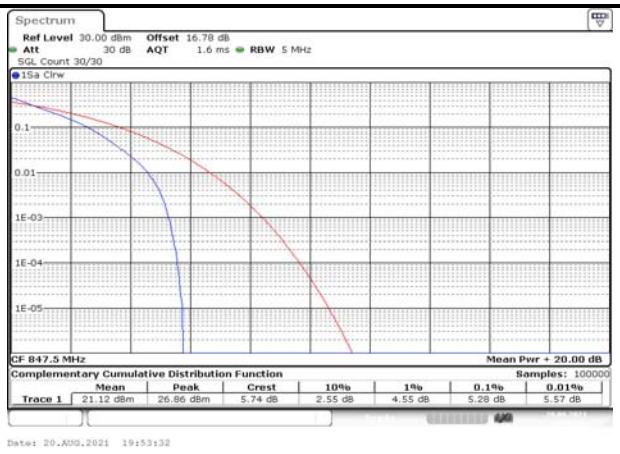

Fig.31

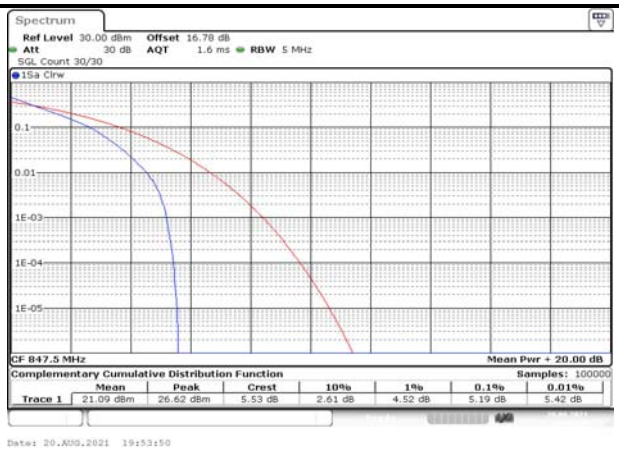

Fig.32

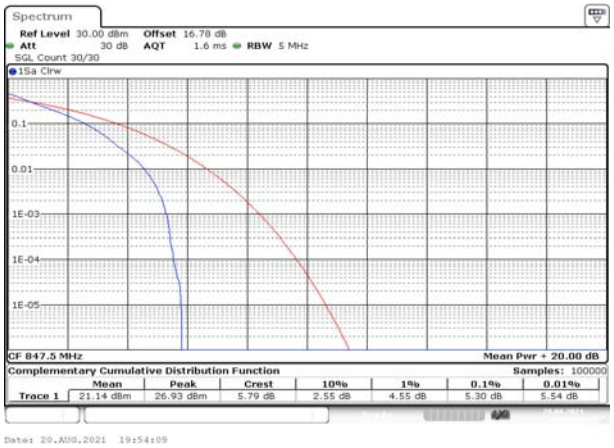

Fig.33

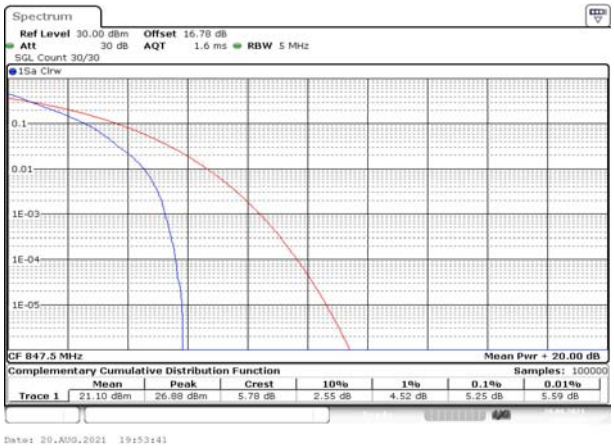

Fig.34

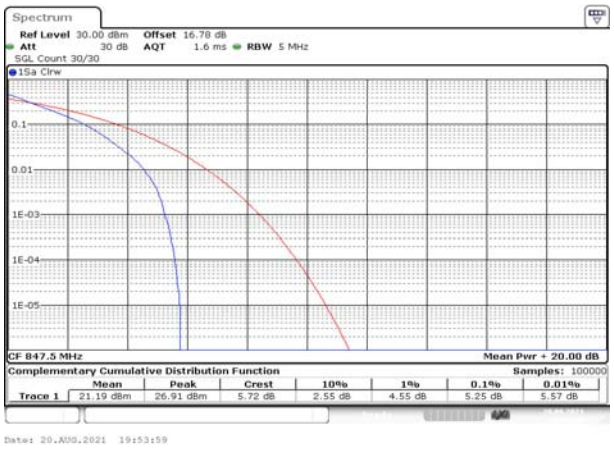

Fig.35

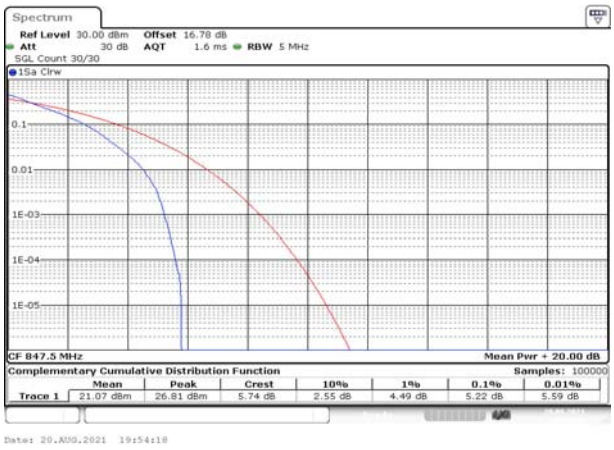

Fig.36

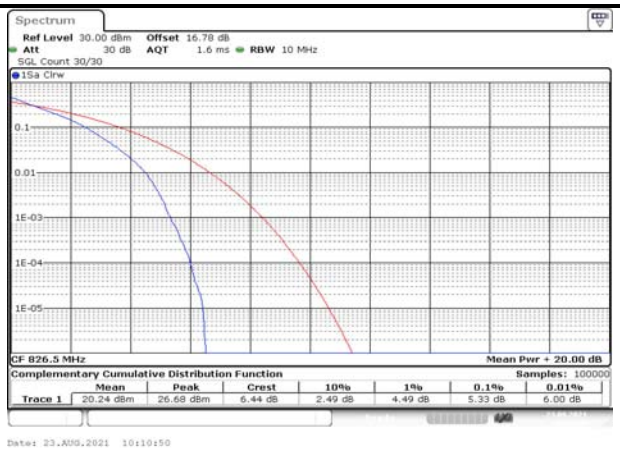

Fig.37

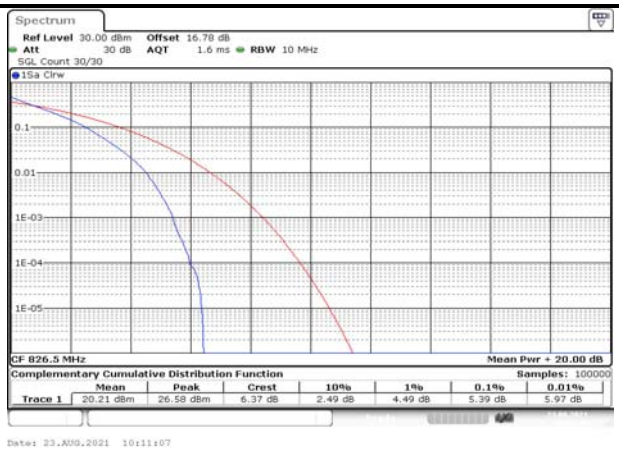

Fig.38

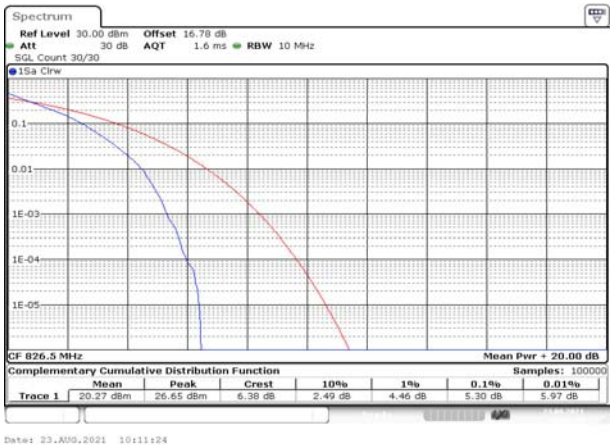

Fig.39

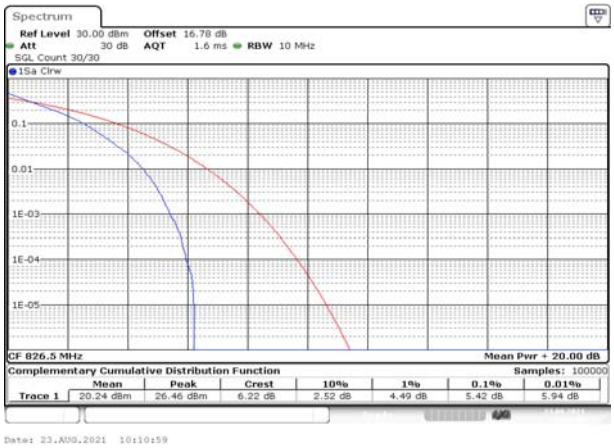

Fig.40

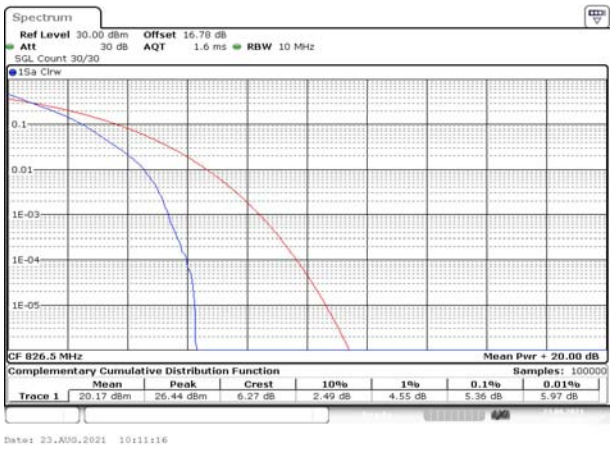

Fig.41

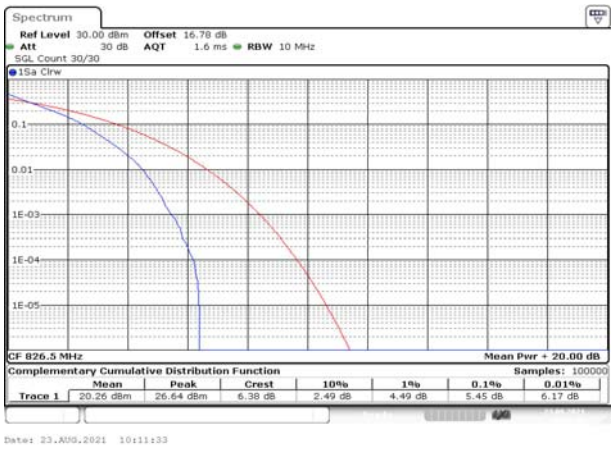

Fig.42

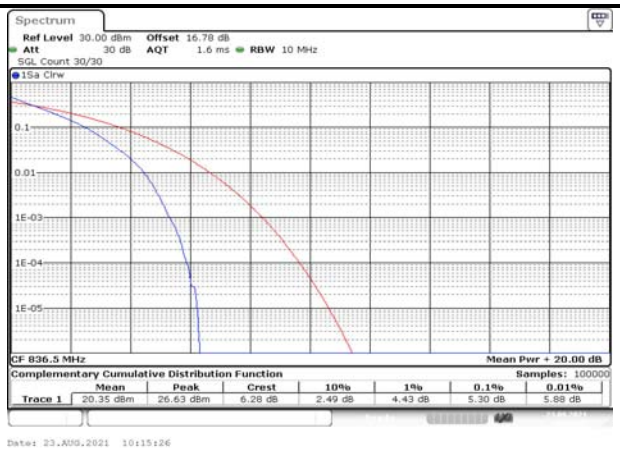

Fig.43

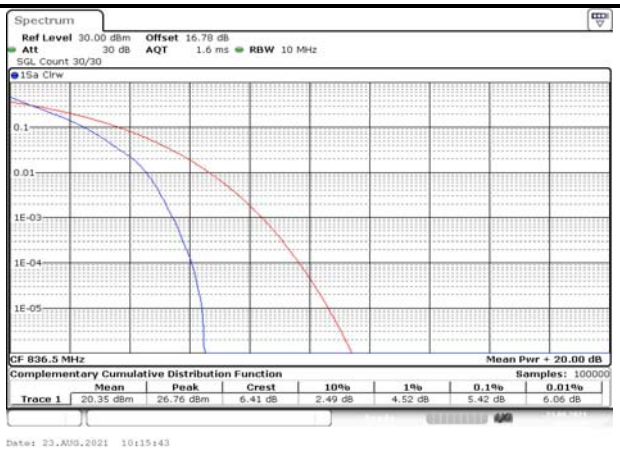

Fig.44

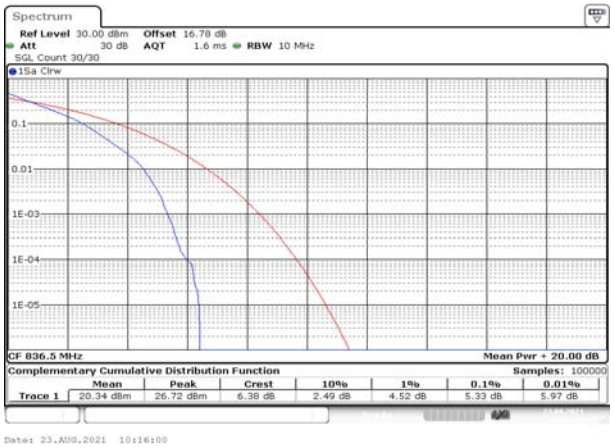

Fig.45

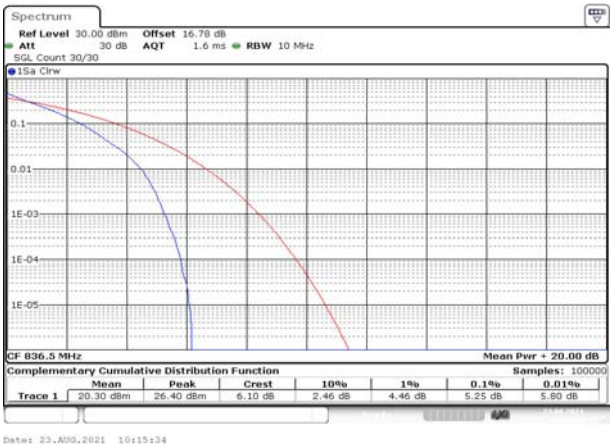

Fig.46

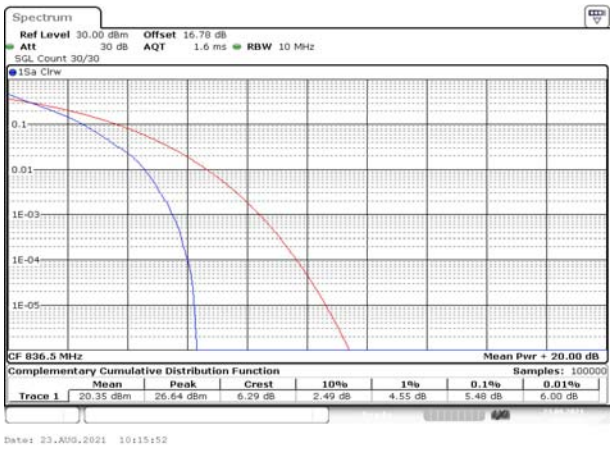

Fig.47

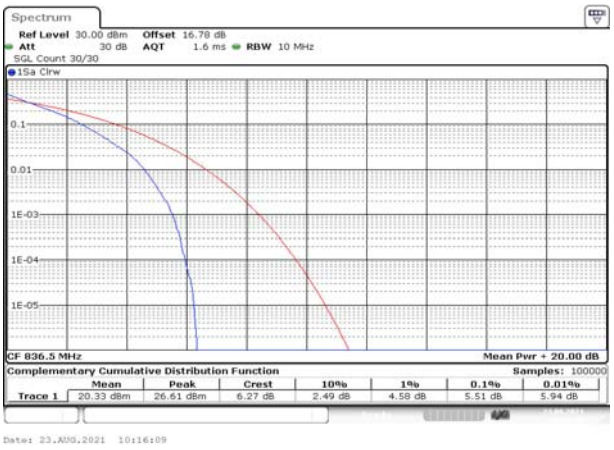

Fig.48

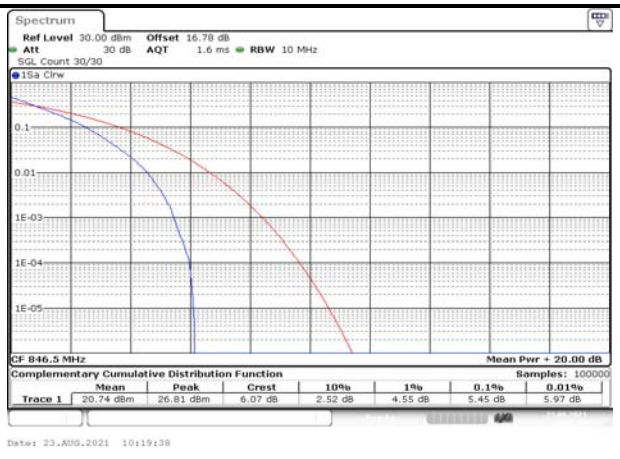

Fig.49

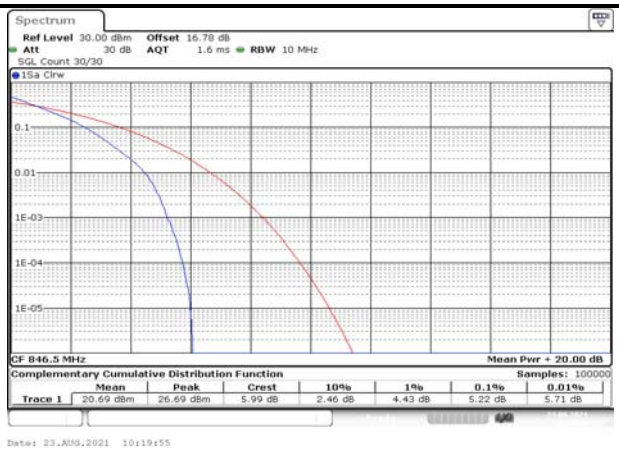

Fig.50

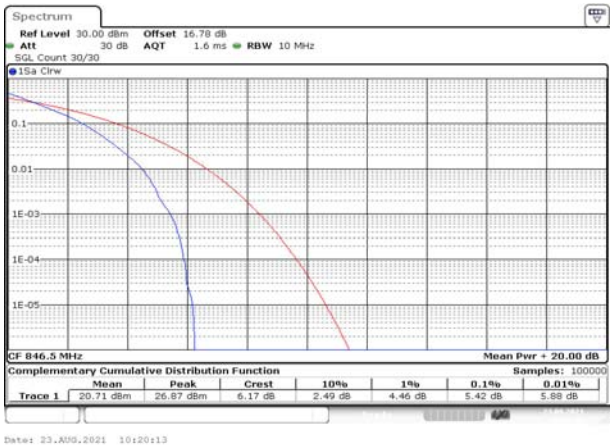

Fig.51

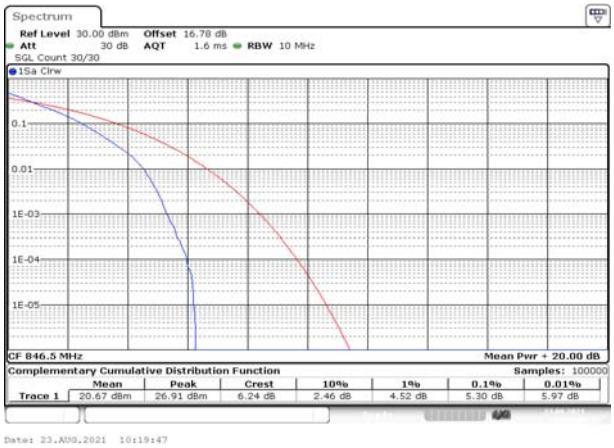

Fig.52

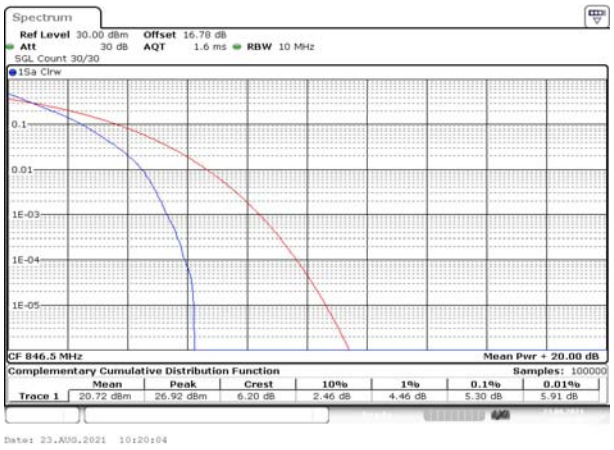

Fig.53

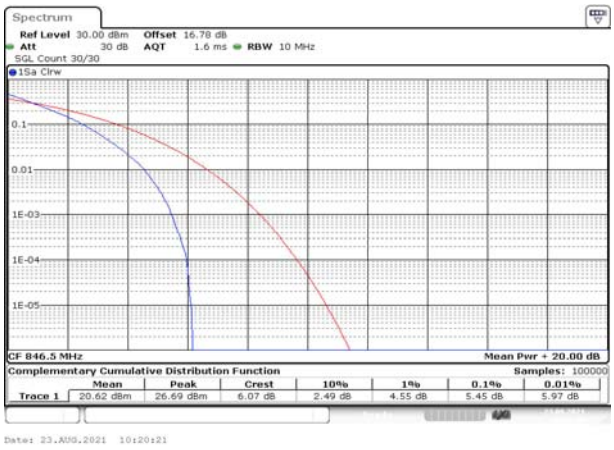

Fig.54

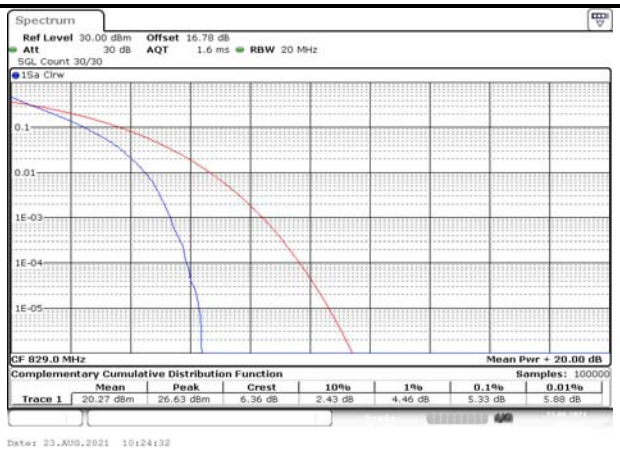

Fig.55

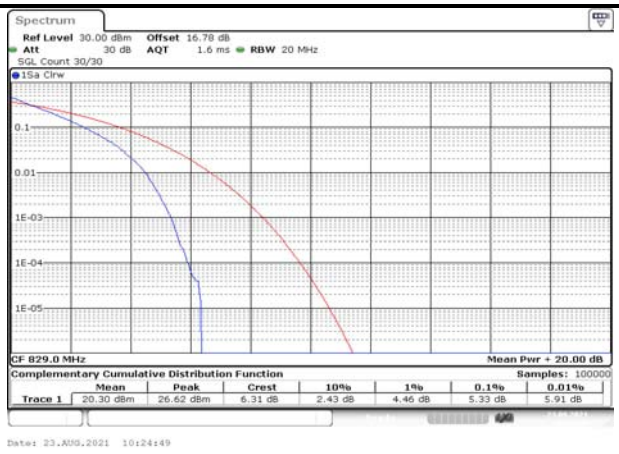

Fig.56

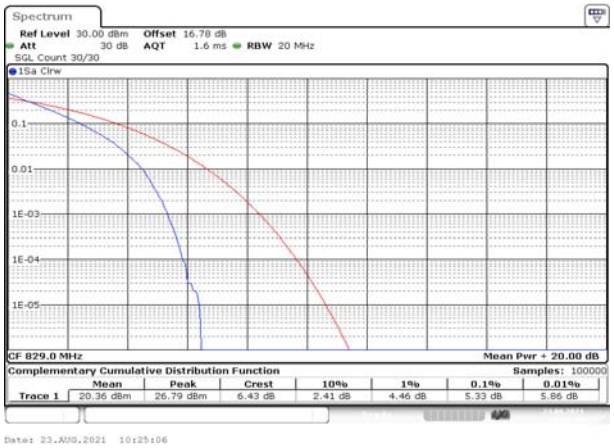

Fig.57

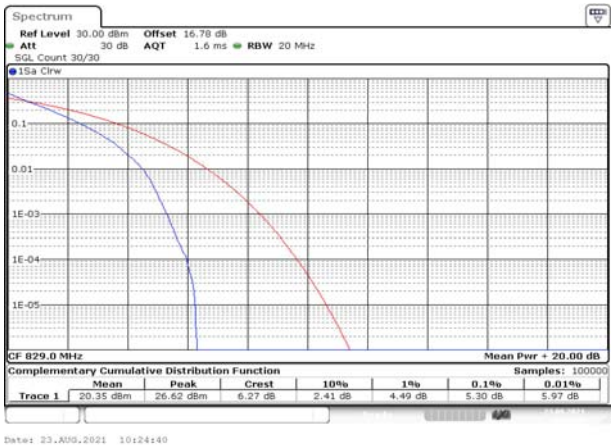

Fig.58

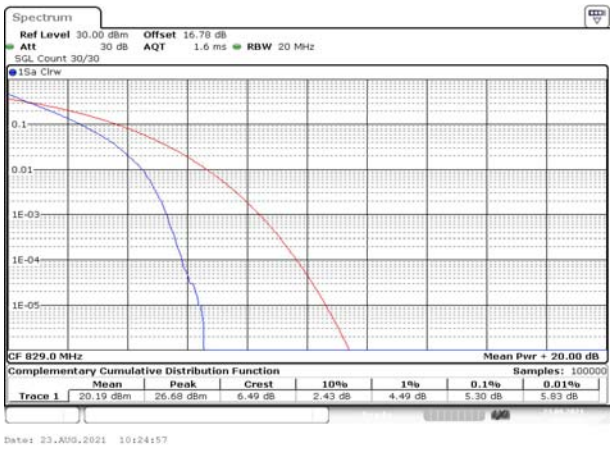

Fig.59

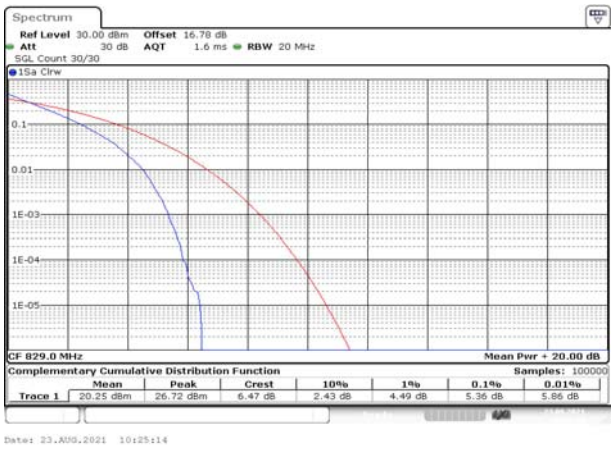

Fig.60

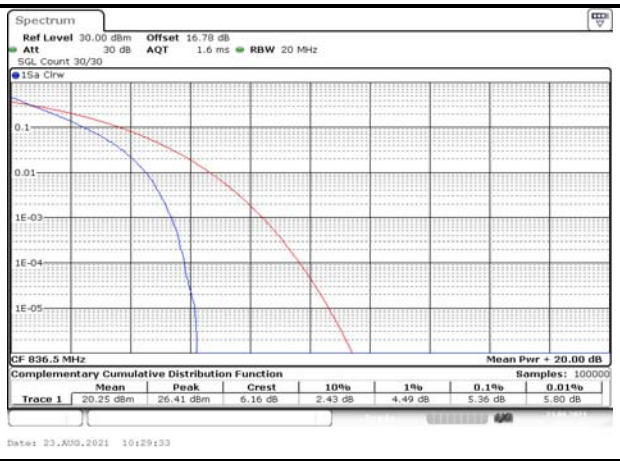

Fig.61

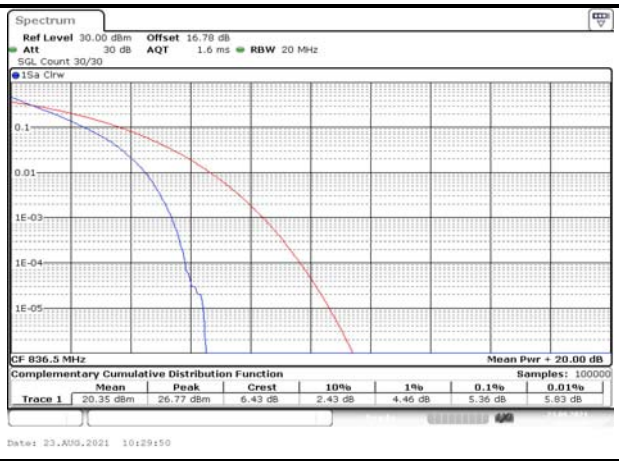

Fig.62

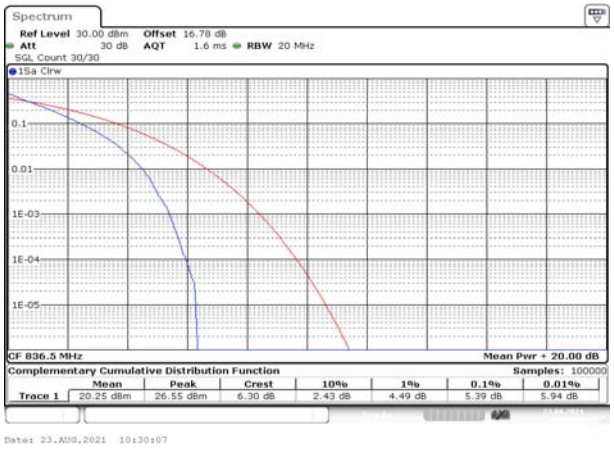

Fig.63

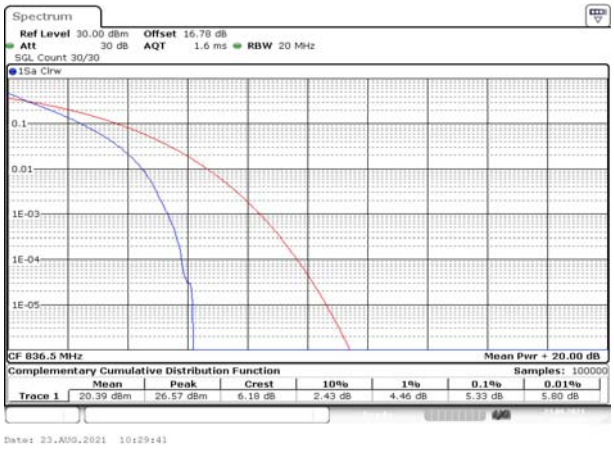

Fig.64

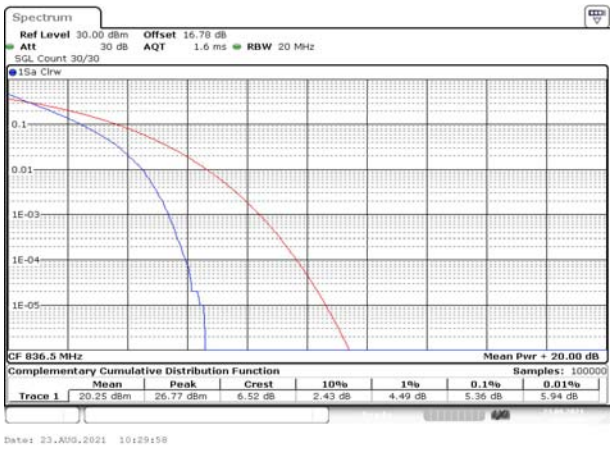

Fig.65

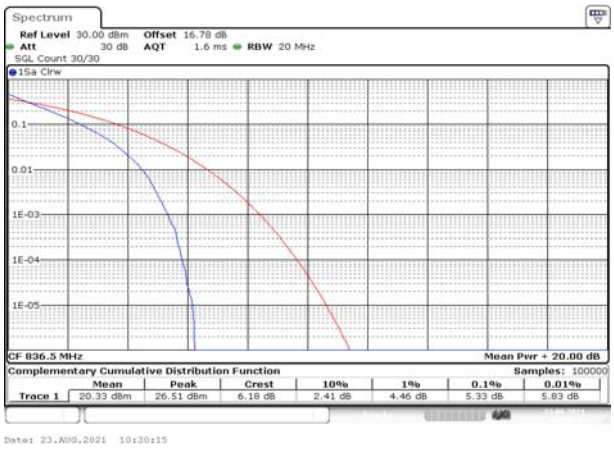

Fig.66

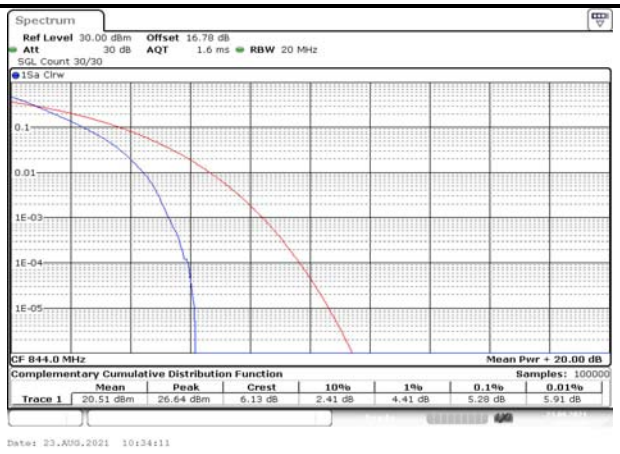

Fig.67

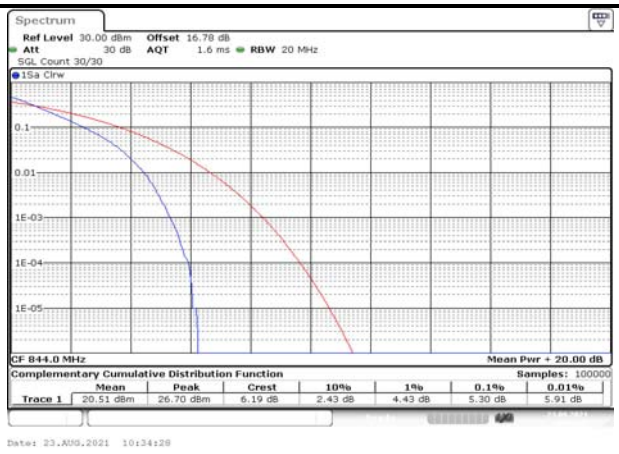

Fig.68

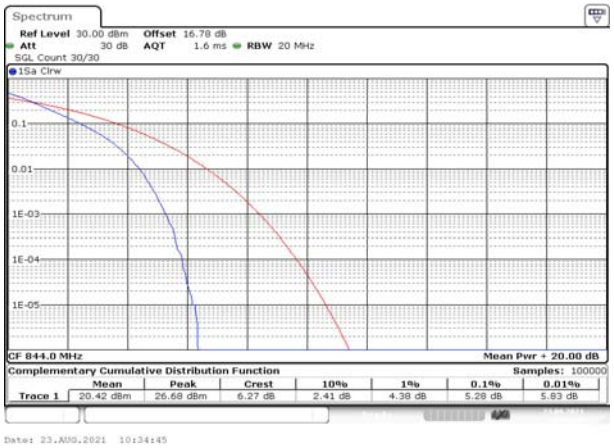

Fig.69

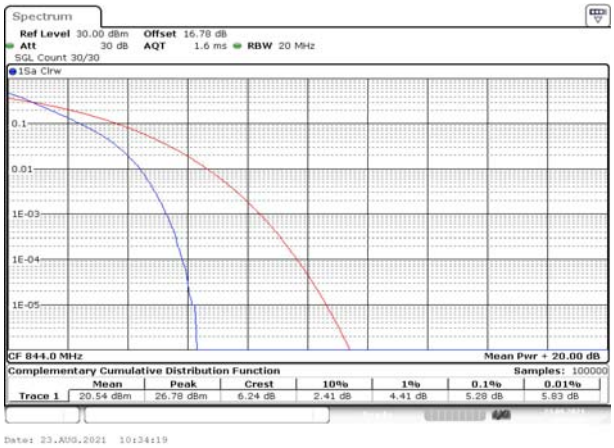

Fig.70

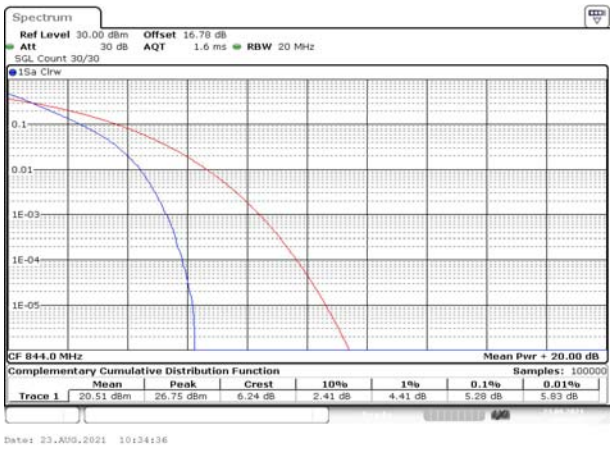

Fig.71

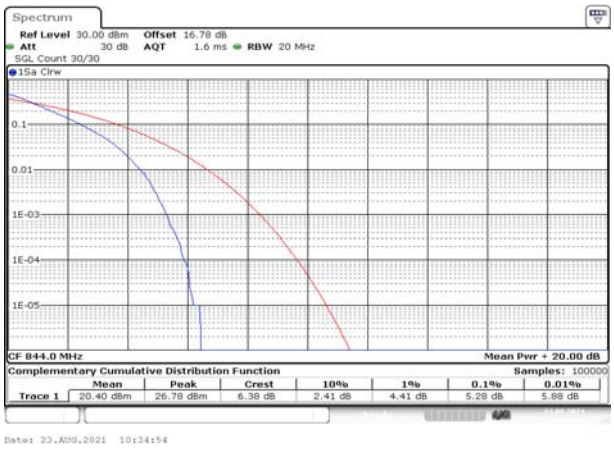

Fig.72

5 Spurious Emissions at antenna terminal

Band	Carrier frequency (MHz)	Channel	BW	RB Size	RB Offset	Conducted Spurious Plot
						QPSK
5	829	20450	10	1	0	Fig.1
	836.5	20525		1	0	Fig.2
	844	20600		1	0	Fig.3

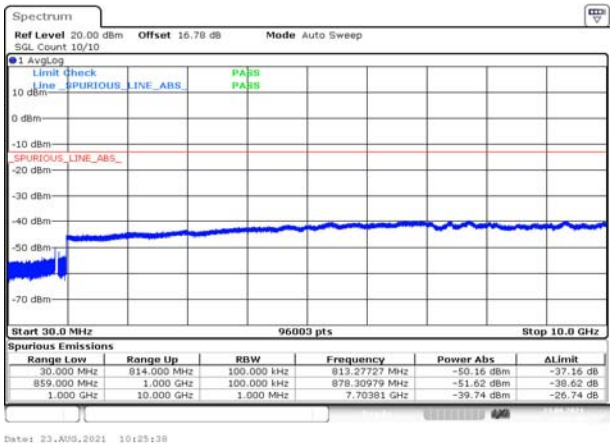

Fig.1

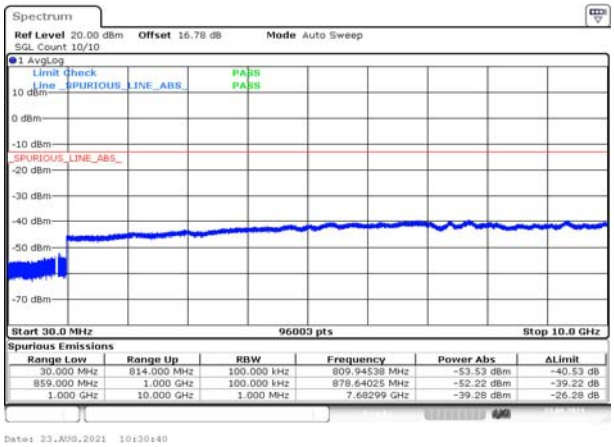

Fig.2

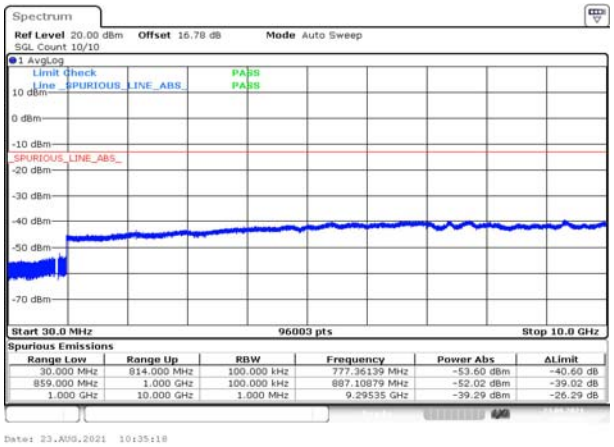

Fig.3

6 Band Edges Compliance

Band	Carrier frequency (MHz)	Channel	BW	RB Size	RB Offset	Band Edges Plot
						QPSK
5	824.7	20407	1.4	1	0	Fig.1
				6	0	Fig.2
	848.3	20643		1	5	Fig.3
				6	0	Fig.4
	825.5	20415	3	1	0	Fig.5
				15	0	Fig.6
	847.5	20635		1	14	Fig.7
				15	0	Fig.8
	826.5	20425	5	1	0	Fig.9
				25	0	Fig.10
	846.5	20625		1	24	Fig.11
				25	0	Fig.12
	829	20450	10	1	0	Fig.13
				50	0	Fig.14
	844	20600		1	49	Fig.15
				50	0	Fig.16

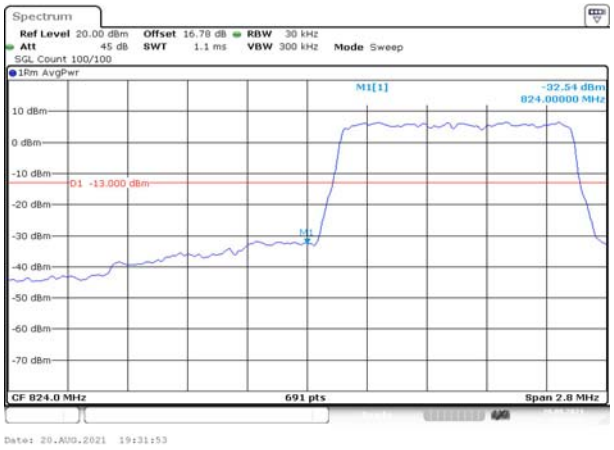

Fig.1

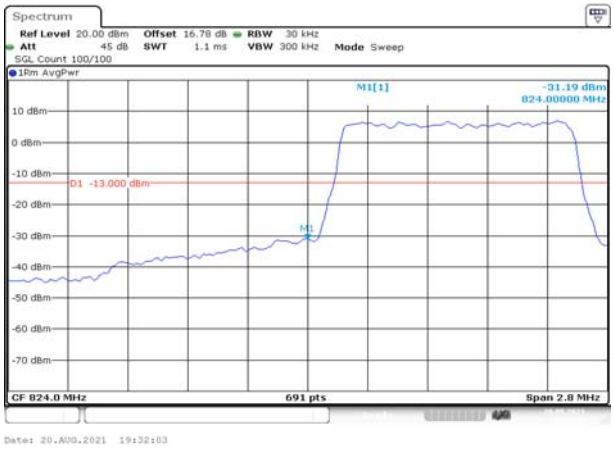

Fig.2

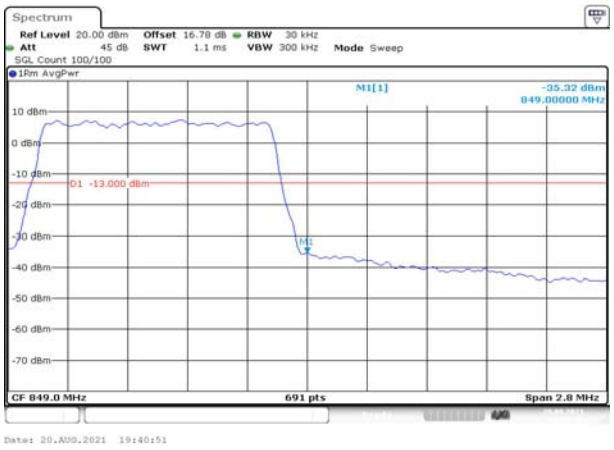

Fig.3

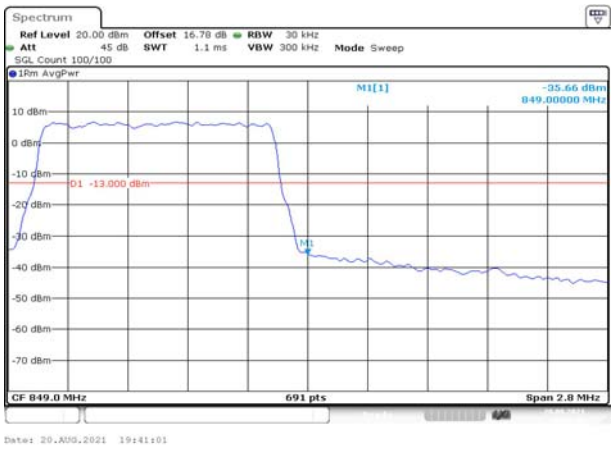

Fig.4

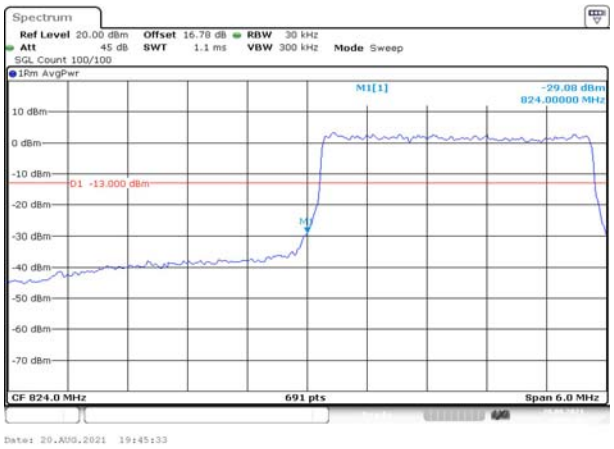

Fig.5

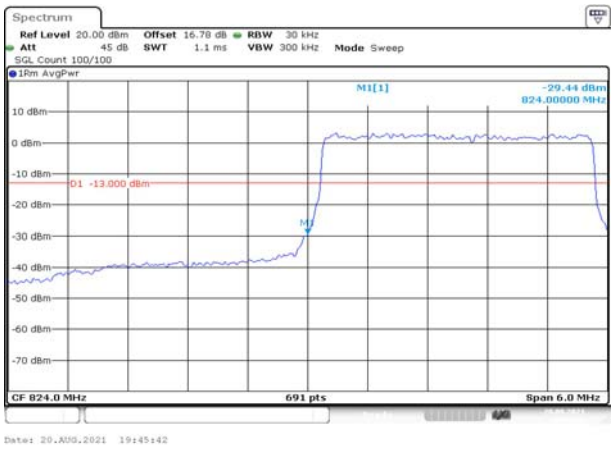

Fig.6

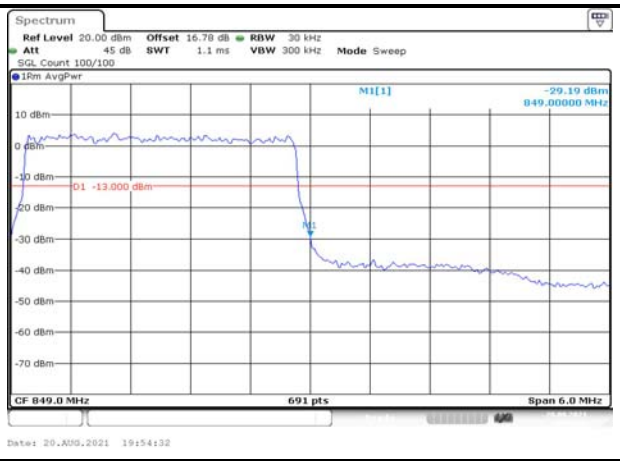

Fig.7

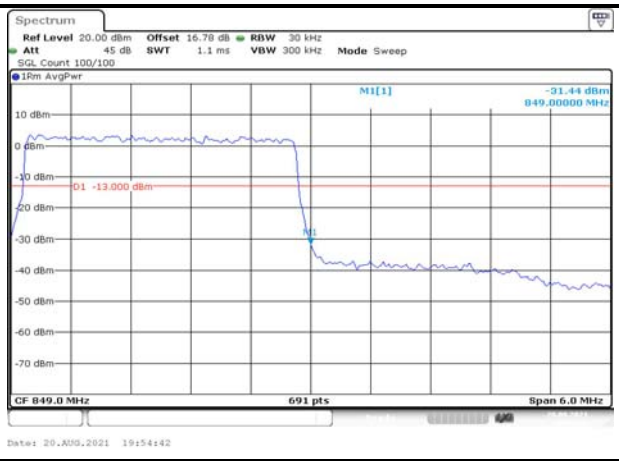

Fig.8

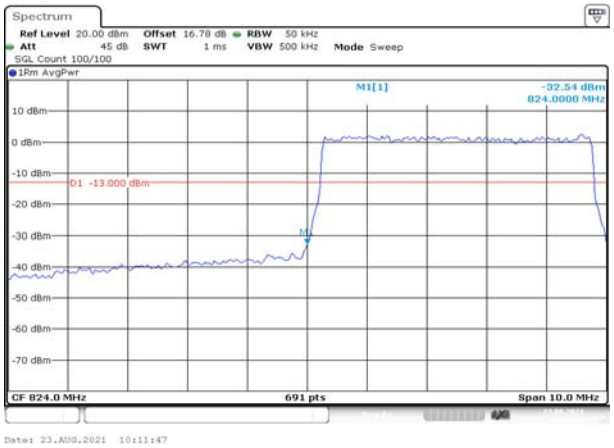

Fig.9

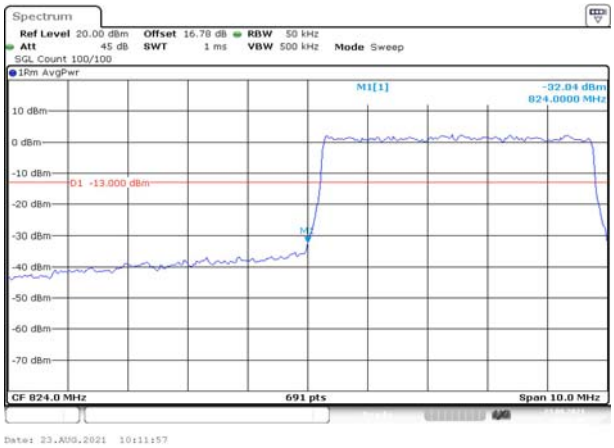

Fig.10

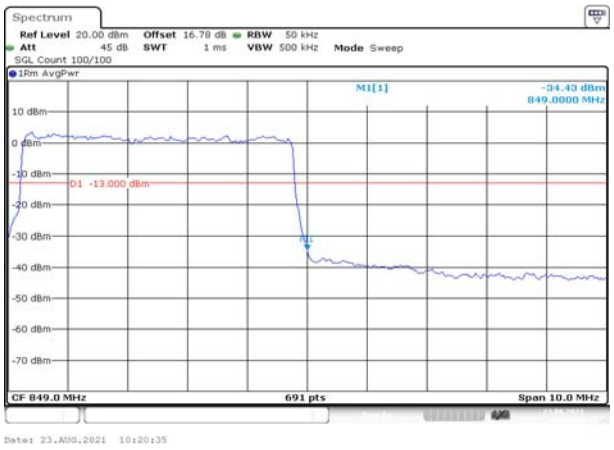

Fig.11

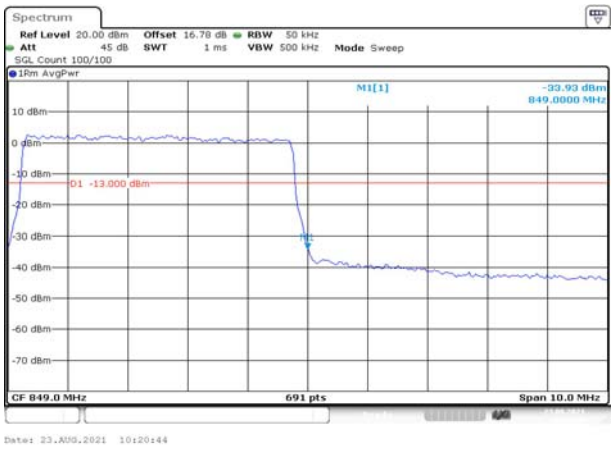

Fig.12

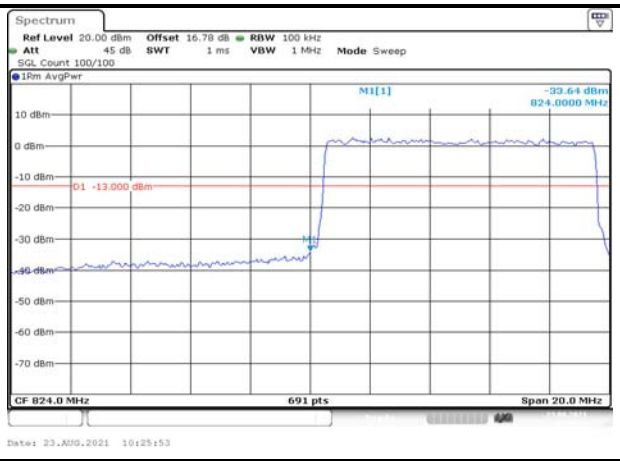

Fig.13

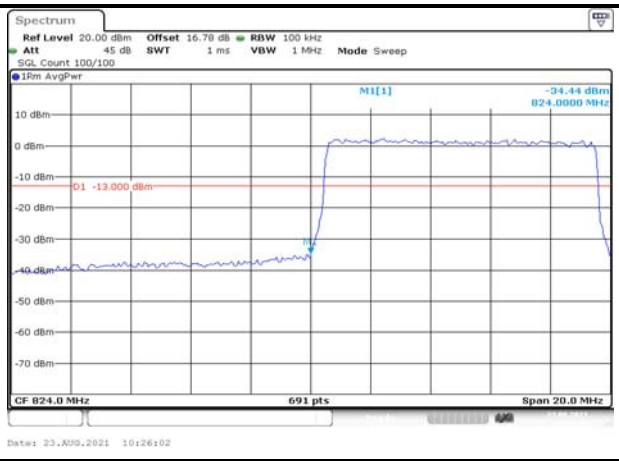

Fig.14

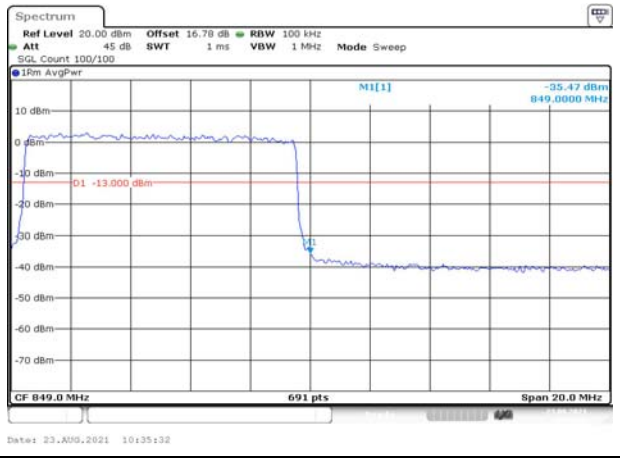

Fig.15

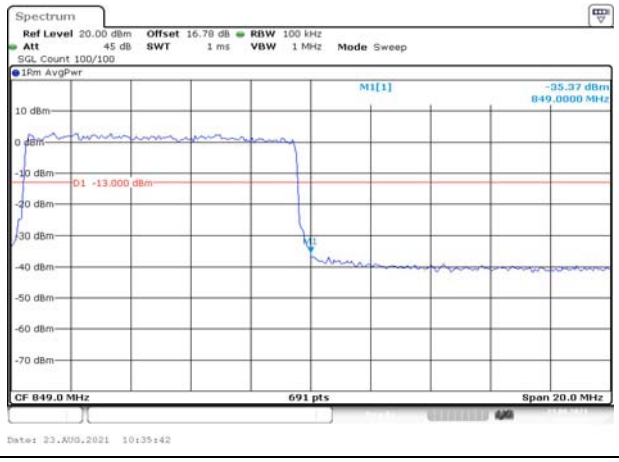

Fig.16

7 Frequency Stability

Temperature(°C)	Voltage	Test Result (ppm) Band5 Low Channel QPSK					
		1.4M	3M	5M	10M	15M	20M
-10	NV	-0.003	0.001	0.001	-0.001	---	---
0	NV	0.001	0.002	-0.001	0.000	---	---
+10	NV	-1.211	0.002	0.002	-0.001	---	---
+20	NV	0.012	0.001	0.000	0.002	---	---
+30	NV	-0.002	0.002	-0.001	-0.001	---	---
+40	NV	-0.002	0.002	0.002	-0.001	---	---
+50	NV	-0.001	0.000	-0.001	-0.003	---	---
+20	LV	0.018	0.001	-0.001	-0.002	---	---
+20	HV	-0.023	0.003	0.002	-0.002	---	---

Temperature(°C)	Voltage	Test Result (ppm) Band5 High Channel QPSK					
		1.4M	3M	5M	10M	15M	20M
-10	NV	-0.003	0.002	0.001	0.000	---	---
0	NV	-0.005	0.001	0.001	0.000	---	---
+10	NV	-0.006	0.002	0.002	0.000	---	---
+20	NV	0.002	0.000	0.002	-0.001	---	---
+30	NV	-0.008	0.001	0.000	-0.002	---	---
+40	NV	0.023	0.002	0.000	-0.001	---	---
+50	NV	0.002	0.003	0.001	0.001	---	---
+20	LV	0.003	0.002	0.002	0.001	---	---
+20	HV	0.014	0.000	0.003	-0.001	---	---

8 Effective Radiated Power and Effective Isotropic Radiated Power

Modulation	Carrier frequency (MHz)	UL Channel	BW	RB Size	RB Offset	Conducted power (dBm)	ERP/ EIRP (dBm)	ERP/ EIRP (W)
QPSK	824.7	20407	1.4	1	0	22.70	14.55	0.029
				1	3	22.76	14.61	0.029
				1	5	22.73	14.58	0.029
				3	0	22.71	14.56	0.029
				3	1	22.77	14.62	0.029
				3	3	22.68	14.53	0.028
				6	0	21.81	13.66	0.023
	836.5	20525		1	0	22.80	14.65	0.029
				1	3	22.91	14.76	0.030
				1	5	22.89	14.74	0.030
				3	0	22.92	14.77	0.030
				3	1	22.83	14.68	0.029
				3	3	22.85	14.70	0.030
				6	0	21.90	13.75	0.024
	848.3	20643		1	0	23.05	14.90	0.031
				1	3	23.08	14.93	0.031
				1	5	22.97	14.82	0.030
				3	0	22.98	14.83	0.030
				3	1	23.04	14.89	0.031
				3	3	22.96	14.81	0.030
				6	0	22.07	13.92	0.025
16QAM	824.7	20407		1	0	21.97	13.82	0.024
				1	3	22.18	14.03	0.025
				1	5	22.00	13.85	0.024
				3	0	21.81	13.66	0.023
				3	1	21.88	13.73	0.024
				3	3	21.83	13.68	0.023
				6	0	20.92	12.77	0.019
	836.5	20525		1	0	22.05	13.90	0.025
				1	3	22.14	13.99	0.025
				1	5	22.23	14.08	0.026
				3	0	21.90	13.75	0.024
				3	1	21.93	13.78	0.024
				3	3	21.94	13.79	0.024
				6	0	20.99	12.84	0.019
	848.3	20643		1	0	22.30	14.15	0.026
				1	3	22.29	14.14	0.026
				1	5	22.30	14.15	0.026
				3	0	21.85	13.70	0.023
				3	1	21.97	13.82	0.024
				3	3	21.96	13.81	0.024
				6	0	21.10	12.95	0.020

Modulation	Carrier frequency (MHz)	UL Channel	BW	RB Size	RB Offset	Conducted power (dBm)	ERP/ EIRP (dBm)	ERP/ EIRP (W)
64QAM	824.7	20407	1.4	1	0	21.09	12.94	0.020
				1	3	21.33	13.18	0.021
				1	5	21.26	13.11	0.020
				3	0	20.96	12.81	0.019
				3	1	21.05	12.90	0.019
				3	3	20.99	12.84	0.019
				6	0	19.86	11.71	0.015
	836.5	20525		1	0	20.73	12.58	0.018
				1	3	20.86	12.71	0.019
				1	5	20.76	12.61	0.018
				3	0	20.97	12.82	0.019
				3	1	21.09	12.94	0.020
				3	3	21.12	12.97	0.020
				6	0	20.02	11.87	0.015
	848.3	20643		1	0	20.96	12.81	0.019
				1	3	20.99	12.84	0.019
				1	5	20.90	12.75	0.019
				3	0	21.11	12.96	0.020
				3	1	21.16	13.01	0.020
				3	3	21.15	13.00	0.020
				6	0	19.99	11.84	0.015

Modulation	Carrier frequency (MHz)	UL Channel	BW	RB Size	RB Offset	Conducted power (dBm)	ERP/ EIRP (dBm)	ERP/ EIRP (W)
QPSK	825.5	20415	3	1	0	22.91	14.76	0.030
				1	8	22.86	14.71	0.030
				1	14	22.90	14.75	0.030
				8	0	21.95	13.80	0.024
				8	4	21.98	13.83	0.024
				8	7	21.93	13.78	0.024
				15	0	21.91	13.76	0.024
	836.5	20525		1	0	22.98	14.83	0.030
				1	8	23.12	14.97	0.031
				1	14	23.03	14.88	0.031
				8	0	22.05	13.90	0.025
				8	4	22.13	13.98	0.025
				8	7	22.09	13.94	0.025
				15	0	22.00	13.85	0.024
	847.5	20635		1	0	23.13	14.98	0.031
				1	8	23.19	15.04	0.032
				1	14	23.16	15.01	0.032
				8	0	22.18	14.03	0.025
				8	4	22.20	14.05	0.025
				8	7	22.17	14.02	0.025
				15	0	22.09	13.94	0.025
16QAM	825.5	20415		1	0	22.54	14.39	0.027
				1	8	22.51	14.36	0.027
				1	14	22.55	14.40	0.028
				8	0	21.04	12.89	0.019
				8	4	21.08	12.93	0.020
				8	7	21.05	12.90	0.019
				15	0	20.98	12.83	0.019
	836.5	20525		1	0	22.19	14.04	0.025
				1	8	22.41	14.26	0.027
				1	14	22.25	14.10	0.026
				8	0	21.01	12.86	0.019
				8	4	21.08	12.93	0.020
				8	7	21.05	12.90	0.019
				15	0	21.04	12.89	0.019
	847.5	20635		1	0	22.43	14.28	0.027
				1	8	22.43	14.28	0.027
				1	14	22.38	14.23	0.026
				8	0	21.20	13.05	0.020
				8	4	21.14	12.99	0.020
				8	7	21.15	13.00	0.020
				15	0	21.22	13.07	0.020

Modulation	Carrier frequency (MHz)	UL Channel	BW	RB Size	RB Offset	Conducted power (dBm)	ERP/ EIRP (dBm)	ERP/ EIRP (W)
64QAM	825.5	20415	3	1	0	21.26	13.11	0.020
				1	8	21.18	13.03	0.020
				1	14	21.24	13.09	0.020
				8	0	20.19	12.04	0.016
				8	4	20.14	11.99	0.016
				8	7	20.17	12.02	0.016
				15	0	19.97	11.82	0.015
	836.5	20525		1	0	20.82	12.67	0.018
				1	8	20.95	12.80	0.019
				1	14	20.91	12.76	0.019
				8	0	19.97	11.82	0.015
				8	4	20.10	11.95	0.016
				8	7	20.07	11.92	0.016
				15	0	20.13	11.98	0.016
	847.5	20635		1	0	21.10	12.95	0.020
				1	8	21.04	12.89	0.019
				1	14	20.98	12.83	0.019
				8	0	20.13	11.98	0.016
				8	4	20.19	12.04	0.016
				8	7	20.17	12.02	0.016
				15	0	20.28	12.13	0.016

Modulation	Carrier frequency (MHz)	UL Channel	BW	RB Size	RB Offset	Conducted power (dBm)	ERP/ EIRP (dBm)	ERP/ EIRP (W)
QPSK	826.5	20425	5	1	0	22.70	14.55	0.029
				1	12	22.51	14.36	0.027
				1	24	22.72	14.57	0.029
				12	0	21.78	13.63	0.023
				12	7	21.80	13.65	0.023
				12	13	21.78	13.63	0.023
				25	0	21.79	13.64	0.023
	836.5	20525		1	0	22.79	14.64	0.029
				1	12	22.82	14.67	0.029
				1	24	23.00	14.85	0.031
				12	0	21.88	13.73	0.024
				12	7	21.96	13.81	0.024
				12	13	22.01	13.86	0.024
				25	0	21.90	13.75	0.024
	846.5	20625		1	0	22.89	14.74	0.030
				1	12	22.99	14.84	0.030
				1	24	22.96	14.81	0.030
				12	0	21.99	13.84	0.024
				12	7	22.04	13.89	0.024
				12	13	22.11	13.96	0.025
				25	0	21.99	13.84	0.024
16QAM	826.5	20425		1	0	22.00	13.85	0.024
				1	12	21.82	13.67	0.023
				1	24	21.97	13.82	0.024
				12	0	20.79	12.64	0.018
				12	7	20.79	12.64	0.018
				12	13	20.81	12.66	0.018
				25	0	20.79	12.64	0.018
	836.5	20525		1	0	22.30	14.15	0.026
				1	12	22.20	14.05	0.025
				1	24	22.43	14.28	0.027
				12	0	20.82	12.67	0.018
				12	7	20.88	12.73	0.019
				12	13	20.94	12.79	0.019
				25	0	20.85	12.70	0.019
	846.5	20625		1	0	22.33	14.18	0.026
				1	12	22.35	14.20	0.026
				1	24	22.38	14.23	0.026
				12	0	20.99	12.84	0.019
				12	7	20.98	12.83	0.019
				12	13	21.07	12.92	0.020
				25	0	21.05	12.90	0.019

Modulation	Carrier frequency (MHz)	UL Channel	BW	RB Size	RB Offset	Conducted power (dBm)	ERP/ EIRP (dBm)	ERP/ EIRP (W)
64QAM	826.5	20425	5	1	0	20.74	12.59	0.018
				1	12	20.63	12.48	0.018
				1	24	20.80	12.65	0.018
				12	0	19.78	11.63	0.015
				12	7	19.72	11.57	0.014
				12	13	19.77	11.62	0.015
				25	0	19.75	11.60	0.014
	836.5	20525		1	0	21.19	13.04	0.020
				1	12	21.20	13.05	0.020
				1	24	21.28	13.13	0.021
				12	0	19.98	11.83	0.015
				12	7	19.97	11.82	0.015
				12	13	20.14	11.99	0.016
				25	0	19.98	11.83	0.015
	846.5	20625		1	0	21.27	13.12	0.021
				1	12	21.22	13.07	0.020
				1	24	21.34	13.19	0.021
				12	0	20.11	11.96	0.016
				12	7	20.13	11.98	0.016
				12	13	20.20	12.05	0.016
				25	0	20.07	11.92	0.016

Modulation	Carrier frequency (MHz)	UL Channel	BW	RB Size	RB Offset	Conducted power (dBm)	ERP/ EIRP (dBm)	ERP/ EIRP (W)
QPSK	829	20450	10	1	0	22.62	14.47	0.028
				1	25	22.67	14.52	0.028
				1	49	22.64	14.49	0.028
				25	0	21.79	13.64	0.023
				25	12	21.86	13.71	0.023
				25	25	21.85	13.70	0.023
				50	0	21.90	13.75	0.024
	836.5	20525		1	0	22.82	14.67	0.029
				1	25	22.82	14.67	0.029
				1	49	22.98	14.83	0.030
				25	0	21.95	13.80	0.024
				25	12	22.02	13.87	0.024
				25	25	21.99	13.84	0.024
				50	0	22.01	13.86	0.024
	844	20600		1	0	23.07	14.92	0.031
				1	25	22.95	14.80	0.030
				1	49	22.99	14.84	0.030
				25	0	21.98	13.83	0.024
				25	12	22.06	13.91	0.025
				25	25	22.15	14.00	0.025
				50	0	22.02	13.87	0.024
16QAM	829	20450		1	0	22.55	14.40	0.028
				1	25	22.37	14.22	0.026
				1	49	22.79	14.64	0.029
				25	0	20.71	12.56	0.018
				25	12	20.91	12.76	0.019
				25	25	20.91	12.76	0.019
				50	0	20.89	12.74	0.019
	836.5	20525		1	0	22.48	14.33	0.027
				1	25	22.95	14.80	0.030
				1	49	22.99	14.84	0.030
				25	0	20.98	12.83	0.019
				25	12	20.98	12.83	0.019
				25	25	21.05	12.90	0.019
				50	0	20.84	12.69	0.019
	844	20600		1	0	22.16	14.01	0.025
				1	25	22.26	14.11	0.026
				1	49	22.45	14.30	0.027
				25	0	21.12	12.97	0.020
				25	12	21.04	12.89	0.019
				25	25	21.13	12.98	0.020
				50	0	21.01	12.86	0.019

Modulation	Carrier frequency (MHz)	UL Channel	BW	RB Size	RB Offset	Conducted power (dBm)	ERP/ EIRP (dBm)	ERP/ EIRP (W)
64QAM	829	20450	10	1	0	21.15	13.00	0.020
				1	25	21.00	12.85	0.019
				1	49	21.36	13.21	0.021
				25	0	19.83	11.68	0.015
				25	12	19.98	11.83	0.015
				25	25	19.92	11.77	0.015
				50	0	19.97	11.82	0.015
	836.5	20525		1	0	21.20	13.05	0.020
				1	25	21.42	13.27	0.021
				1	49	21.53	13.38	0.022
				25	0	19.98	11.83	0.015
				25	12	19.96	11.81	0.015
				25	25	20.06	11.91	0.016
				50	0	19.95	11.80	0.015
	844	20600		1	0	21.10	12.95	0.020
				1	25	20.91	12.76	0.019
				1	49	21.15	13.00	0.020
				25	0	20.07	11.92	0.016
				25	12	20.24	12.09	0.016
				25	25	20.21	12.06	0.016
				50	0	20.08	11.93	0.016