7 Band Edge measurement

Test Mode: GFSK

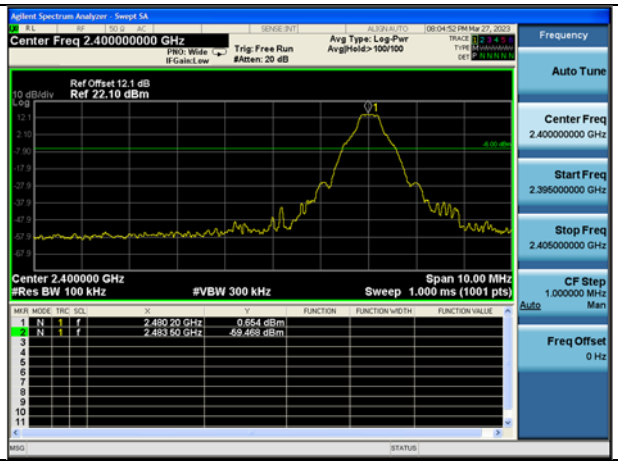

CH0(Hopping off)

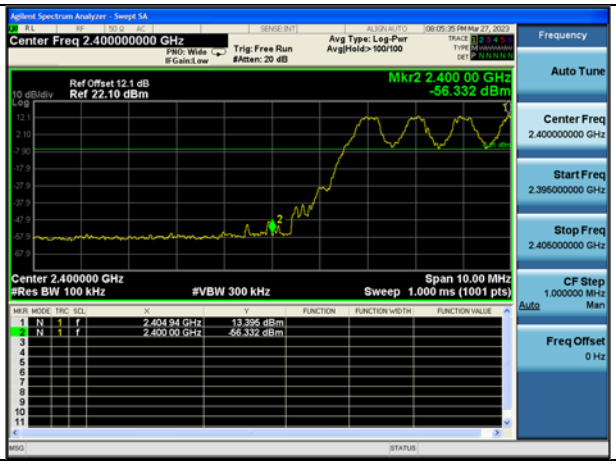

CH0(Hopping on)

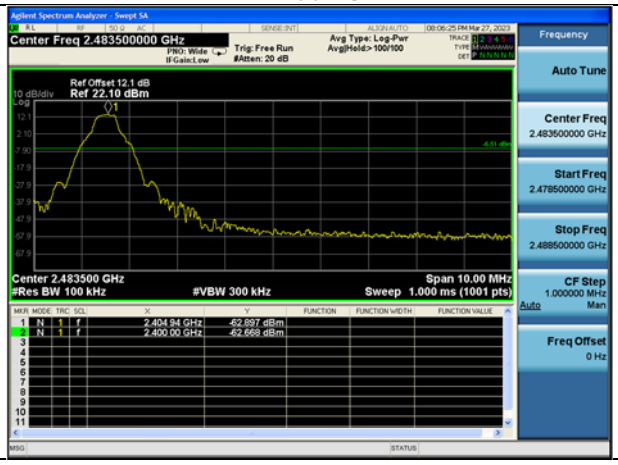

CH78(Hopping off)

CH78(Hopping on)

Test Mode: π/4DQPSK

CH0(Hopping off)

CH0(Hopping on)

CH78(Hopping off)

CH78(Hopping on)

Test Mode: 8DPSK

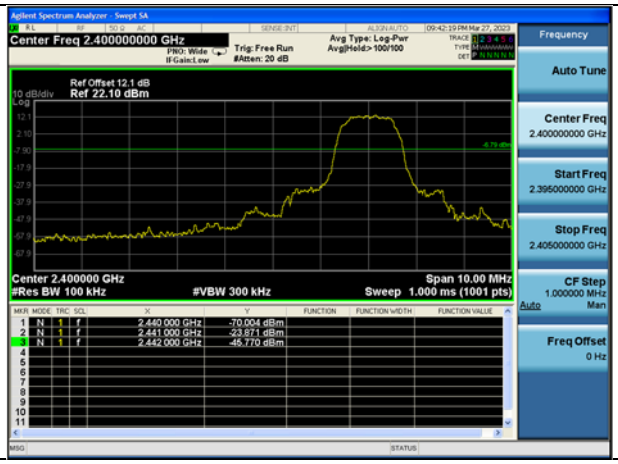

CH0(Hopping off)

CH0(Hopping on)

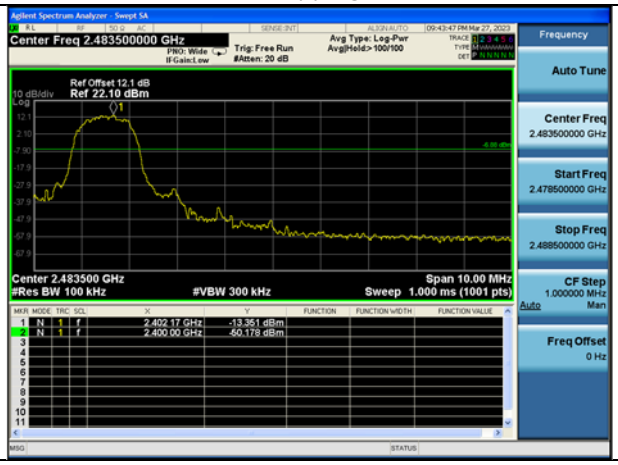

CH78(Hopping off)

CH78(Hopping on)

APPENDIX B – TEST DATA OF RADIATED EMISSION

Note：The worst channel results are reflected in the report.

Note: The scanned graph represents the maximum of both horizontal and vertical polarizations and is not a single horizontal or vertical polarization scan.

Radiated Emission Band Edge

After comparison,the worst case attitude is EUT lay down.

Carrier frequency (MHz): 2402
Channel No.:0

Dectector: Peak							
Frequency (MHz)	Reading MaxPeak (dBuV)	MaxPeak (dBuV/m)	Over Limt (dB)	Limit (dBuV/m)	Cable Loss (dB)	Antenna Factor (dB)	Polarity
2390.0	11.10	45.10	N/A	N/A	8.90	25.10	Vertical
2402.0	49.60	83.60	9.60	74.00	8.90	25.10	Vertical

Dectector: Average							
Frequency (MHz)	Reading Average (dBuV)	Average (dBuV/m)	Over Limt (dB)	Limit (dBuV/m)	Cable Loss (dB)	Antenna Factor (dB)	Polarity
2390.0	-10.30	23.70	N/A	N/A	8.90	25.10	Vertical
2402.0	46.80	80.80	26.80	54.00	8.90	25.10	Vertical

Carrier frequency (MHz): 2480
Channel No.:78

Dectector: Peak							
Frequency (MHz)	Reading MaxPeak (dBuV)	MaxPeak (dBuV/m)	Over Limt (dB)	Limit (dBuV/m)	Cable Loss (dB)	Antenna Factor (dB)	Polarity
2480.0	52.20	86.20	N/A	N/A	8.90	25.10	Vertical
2483.5	3.70	37.70	-36.30	74.00	8.90	25.10	Vertical

Dectector: Average							
Frequency (MHz)	Reading Average (dBuV)	Average (dBuV/m)	Over Limt (dB)	Limit (dBuV/m)	Cable Loss (dB)	Antenna Factor (dB)	Polarity
2480.0	49.40	83.40	N/A	N/A	8.90	25.10	Vertical
2483.5	-10.10	23.90	-30.10	54.00	8.90	25.10	Vertical

RE Sample Calculations

After comparison,the worst case attitude is EUT lay down.

CH39

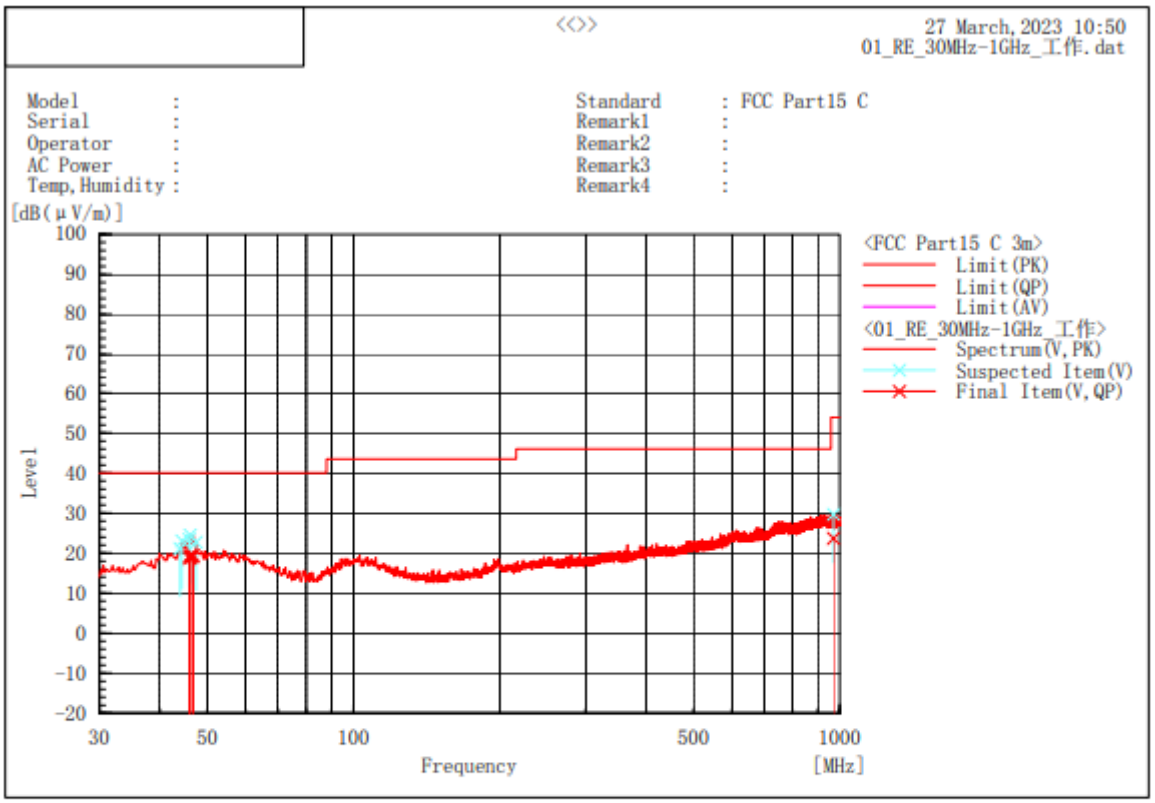

Final Result

No.	Frequency [MHz]	(P)	Reading QP [dB(μV)]	c.f [dB(1/m)]	Result QP [dB(μV/m)]	Limit QP [dB(μV/m)]	Margin QP [dB]	Height [cm]	Angle [°]	Remark
1	46.051	V	55.6	-36.4	19.2	40.0	20.8	101.0	356.8	
2	45.993	V	55.1	-36.4	18.7	40.0	21.3	101.0	138.1	
3	46.583	V	55.3	-36.3	19.0	40.0	21.0	399.0	217.0	
4	46.106	V	55.7	-36.3	19.4	40.0	20.6	101.0	3.4	
5	46.774	V	55.6	-36.2	19.4	40.0	20.6	101.0	167.6	
6	970.468	V	48.1	-24.4	23.7	53.9	30.2	327.0	12.0	

Frequency Range: 30MHz -1GHz

Full Spectrum

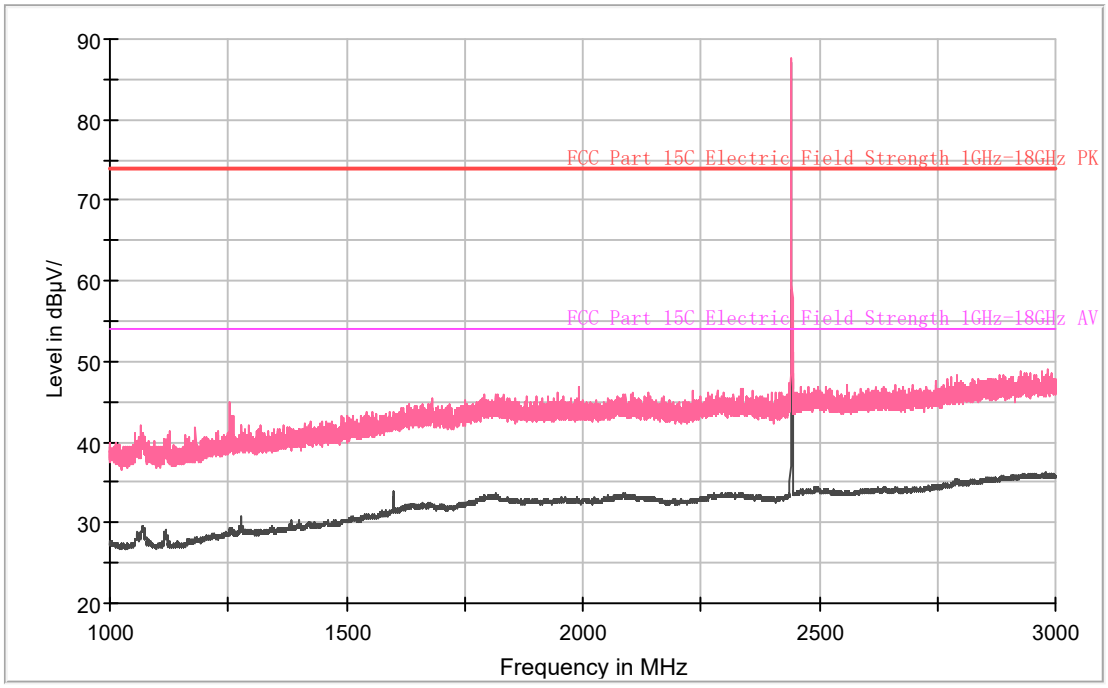

Full Spectrum

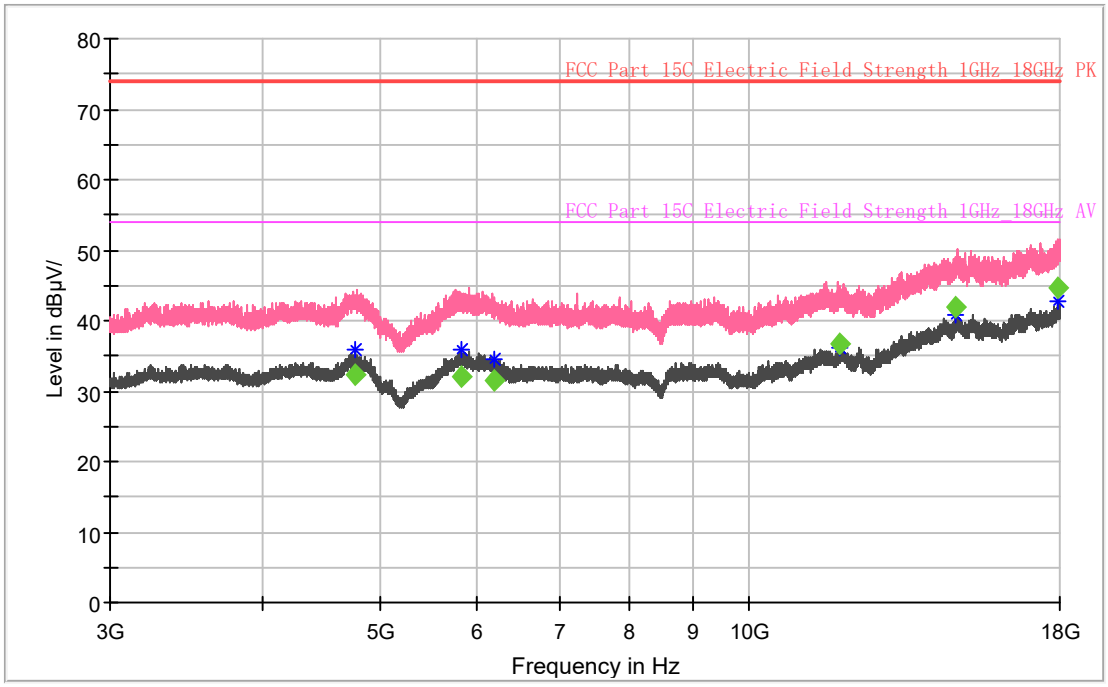

Frequency (MHz)	Reading MaxPeak (dBuV)	Reading Average (dBuV)	MaxPeak (dBuV/m)	Average (dBuV/m)	Limit (dBuV/m)	Margin (dB)	Arpl (dB)	Polarity
4761.00	---	53.61	---	32.31	54.00	21.69	-21.30	Vertical
5810.50	---	52.52	---	31.92	54.00	22.08	-20.60	Vertical
6182.00	---	52.92	---	31.52	54.00	22.48	-21.40	Vertical
11893.00	---	54.01	---	36.81	54.00	17.19	-17.20	Vertical

14810.50	---	55.91	---	41.91	54.00	12.09	-14.00	Vertical
17941.00	---	55.39	---	44.79	54.00	9.21	-10.60	Vertical

Frequency Range: 1MHz -18GHz

AC Power line Conducted Emission

MEASUREMENT RESULT:

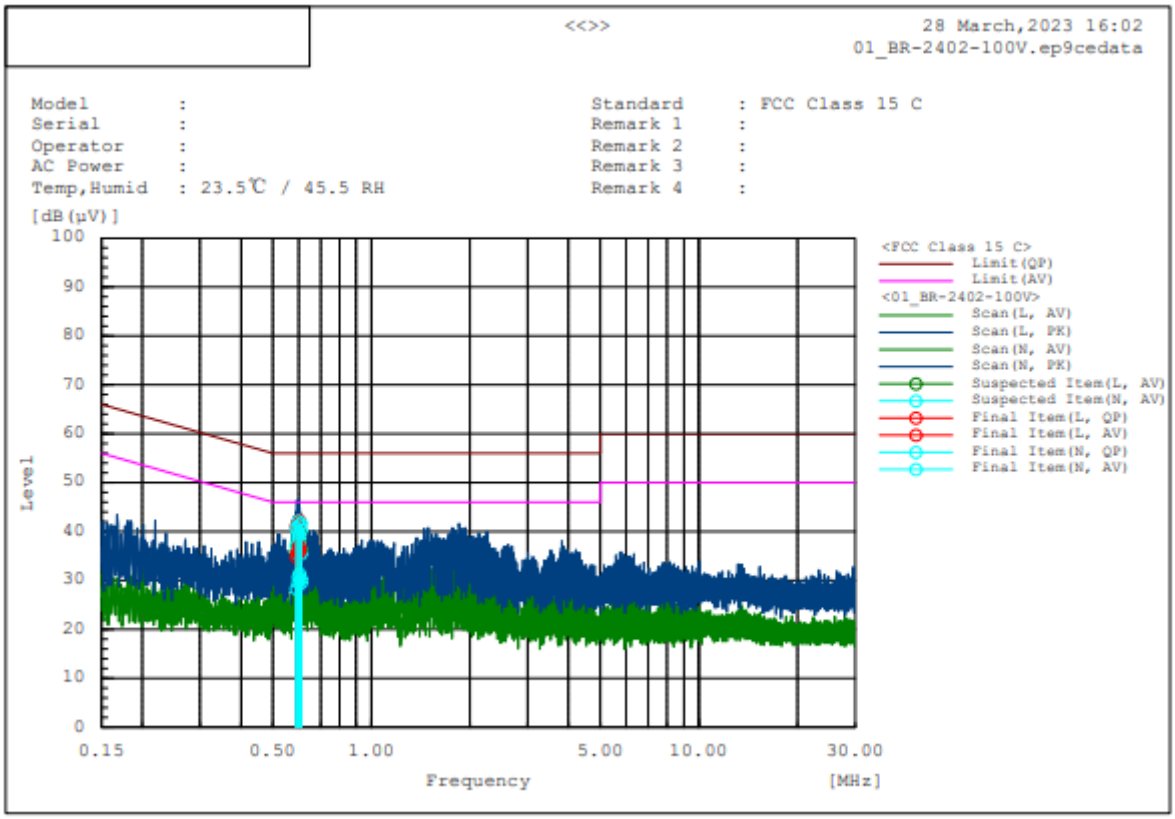

Range	Frequency MHz	Line	Reading dB(μV)			Factor dB	Level dB(μV)			Limit dB(μV)	Limit dB(μV)			Margin dB			Pass/Fail	Remark
			QP	AV	PK		QP	AV	PK		QP	AV	PK	QP	AV	PK		
Band1	0.589	L	21.2	14.9		19.9	41.1	34.8			56	46		14.9	11.2		Pass	
Band1	0.596	L	21.9	15.8		19.9	41.8	35.7			56	46		14.2	10.3		Pass	
Band1	0.595	L	21.8	15.7		19.9	41.7	35.6			56	46		14.3	10.4		Pass	
Band1	0.599	L	21.8	16.1		19.9	41.7	36			56	46		14.3	10		Pass	
Band1	0.602	L	22.4	17.1		19.9	42.3	37			56	46		13.7	9		Pass	
Band1	0.605	L	21.3	16.2		19.9	41.2	36.1			56	46		14.8	9.9		Pass	
Band1	0.59	N	20.8	8.4		19.9	40.7	28.3			56	46		15.3	17.7		Pass	
Band1	0.598	N	19.9	9.6		19.9	39.8	29.5			56	46		16.2	16.5		Pass	
Band1	0.598	N	22.2	10.8		19.9	42.1	30.7			56	46		13.9	15.3		Pass	
Band1	0.603	N	21.3	11.4		19.9	41.2	31.3			56	46		14.8	14.7		Pass	
Band1	0.61	N	21.8	10.4		19.9	41.7	30.3			56	46		14.3	15.7		Pass	
Band1	0.61	N	20.5	9.7		19.9	40.4	29.6			56	46		15.6	16.4		Pass	

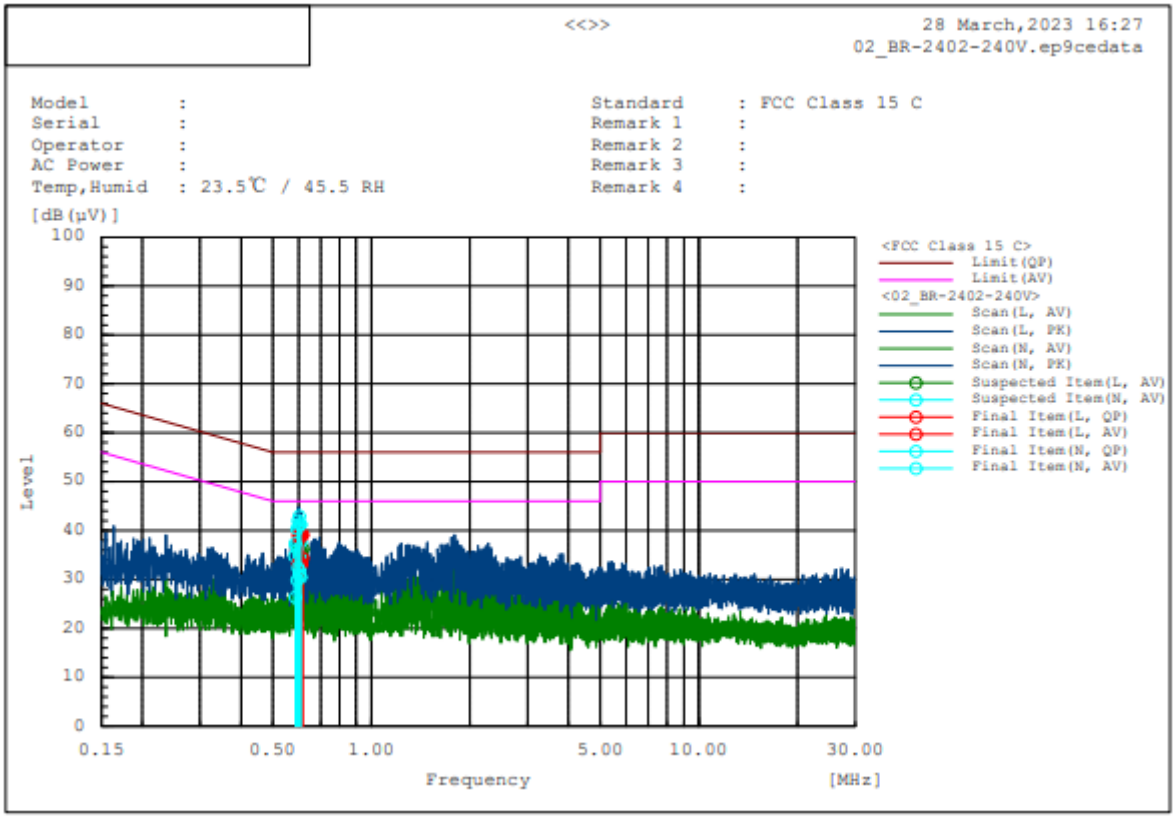

Range	Frequency MHz	Line	Reading dB(μV)			Factor dB	Level dB(μV)			Limit dB(μV)	Limit dB(μV)			Margin dB			Pass/Fail	Remark
			QP	AV	PK		QP	AV	PK		QP	AV	PK	QP	AV	PK		
Band1	0.586	N	17.4	6.5		19.9	37.3	26.4			56	46		18.7	19.6		Pass	
Band1	0.593	N	20.5	10		19.9	40.4	29.9			56	46		15.6	16.1		Pass	
Band1	0.597	N	22.1	12.5		19.9	42	32.4			56	46		14	13.6		Pass	
Band1	0.602	N	21.4	11.1		19.9	41.3	31			56	46		14.7	15		Pass	
Band1	0.602	N	23.1	12		19.9	43	31.9			56	46		13	14.1		Pass	
Band1	0.608	N	21.3	10.6		19.9	41.2	30.5			56	46		14.8	15.5		Pass	
Band1	0.598	L	19.2	13.3		19.9	39.1	33.2			56	46		16.9	12.8		Pass	
Band1	0.602	L	18.6	12.5		19.9	38.5	32.4			56	46		17.5	13.6		Pass	
Band1	0.608	L	19.4	13.1		19.9	39.3	33			56	46		16.7	13		Pass	
Band1	0.609	L	18.9	13		19.9	38.8	32.9			56	46		17.2	13.1		Pass	
Band1	0.61	L	19.2	13.4		19.9	39.1	33.3			56	46		16.9	12.7		Pass	
Band1	0.617	L	19.3	14.4		19.9	39.2	34.3			56	46		16.8	11.7		Pass	

---End of Test Report---