4 Spurious Emissions at antenna terminal

GSM MODE

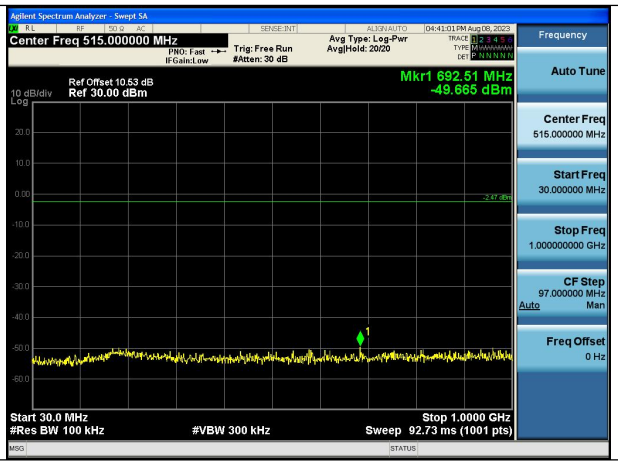

Channel 512

Channel 512

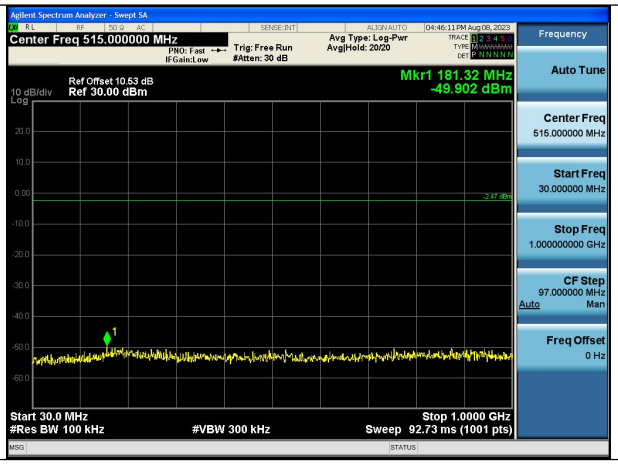

Channel 661

Channel 661

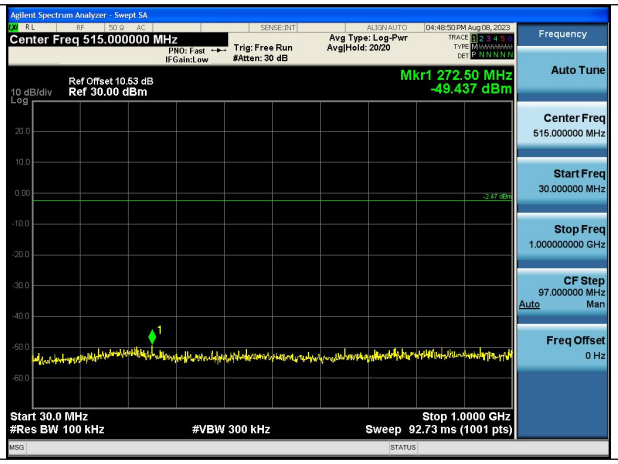

Channel 810

Channel 810

GPRS MODE

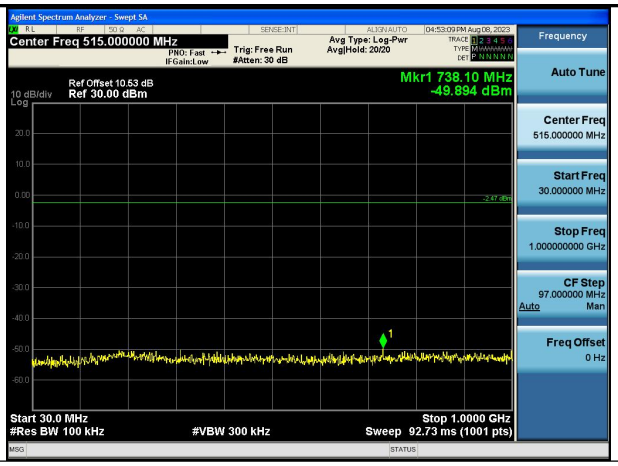

Channel 512

Channel 512

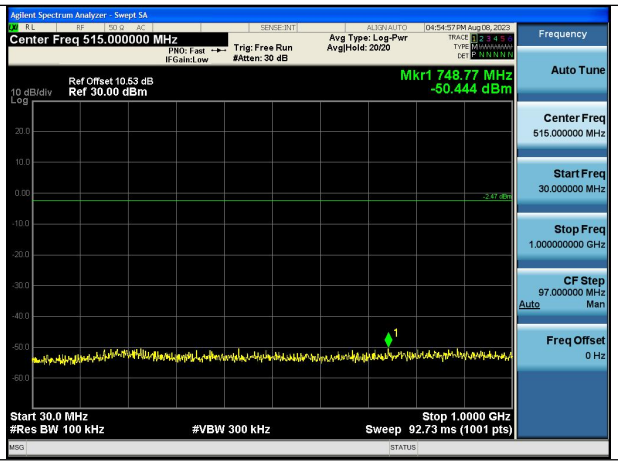

Channel 661

Channel 661

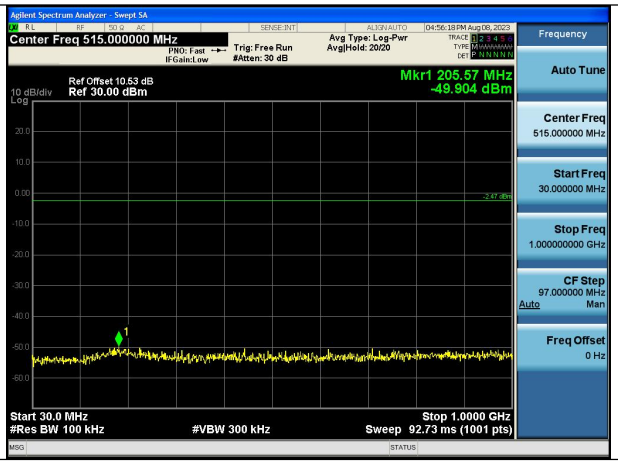

Channel 810

Channel 810

5 Band Edges Compliance

GSM MODE

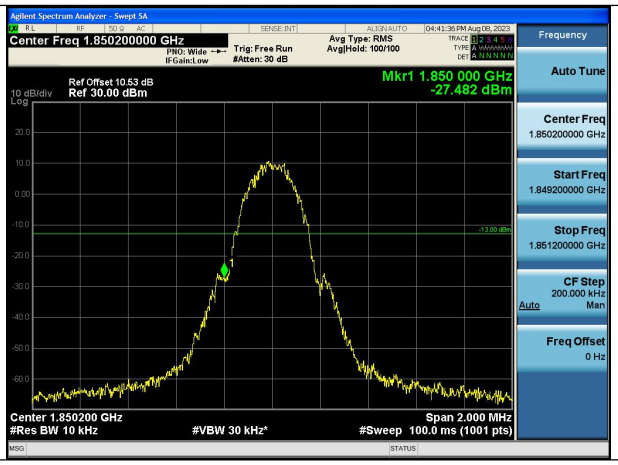

Channel 512

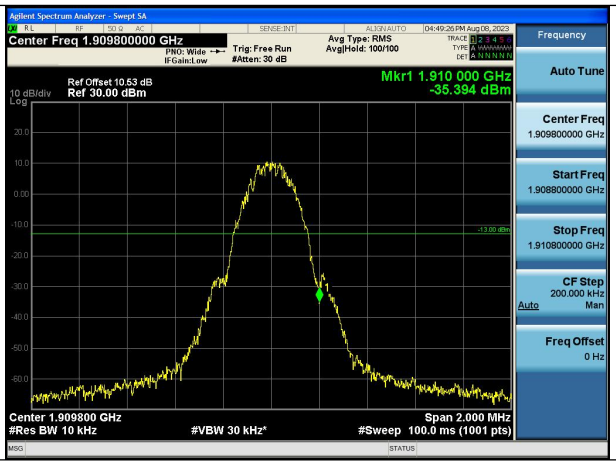

Channel 810

GPRS MODE

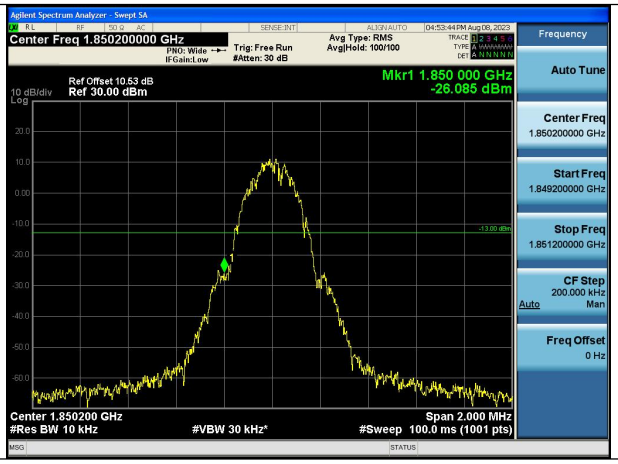

Channel 512

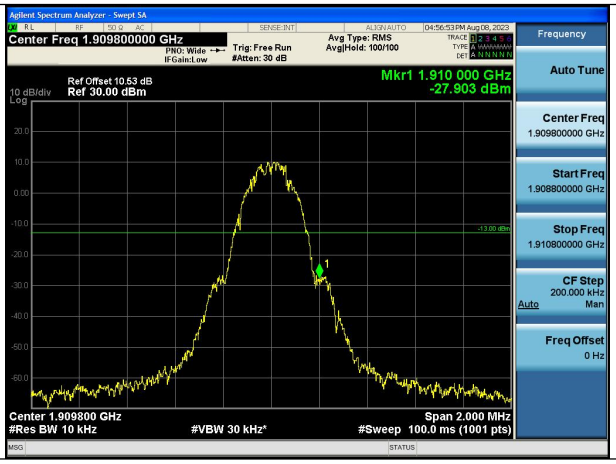

Channel 810

6 Frequency Stability

Test Mode: GSM MODE

Temperature(°C)	Test Result (ppm)@NV		
	Channel 512	Channel 661	Channel 810
-10	0.014	0.011	0.010
0	0.011	0.012	0.008
+10	0.013	0.013	0.012
+20	0.012	0.012	0.010
+30	0.013	0.012	0.010
+40	0.013	0.011	0.010
+50	0.013	0.011	0.011
+55	0.013	0.012	0.011
Voltage	Test Result (ppm)@NT		
	Channel 512	Channel 661	Channel 810
LV	0.013	0.011	0.010
HV	0.012	0.012	0.011

Test Mode: GPRS MODE

Temperature(°C)	Test Result (ppm)@NV		
	Channel 512	Channel 661	Channel 810
-10	0.016	0.016	0.017
0	0.017	0.017	0.017
+10	0.016	0.016	0.016
+20	0.015	0.016	0.017
+30	0.017	0.016	0.016
+40	0.015	0.016	0.016
+50	0.016	0.016	0.015
+55	0.016	0.016	0.015
Voltage	Test Result (ppm)@NT		
	Channel 512	Channel 661	Channel 810
LV	0.015	0.017	0.017
HV	0.016	0.017	0.017

7 Peak-Average Ratio

GSM MODE

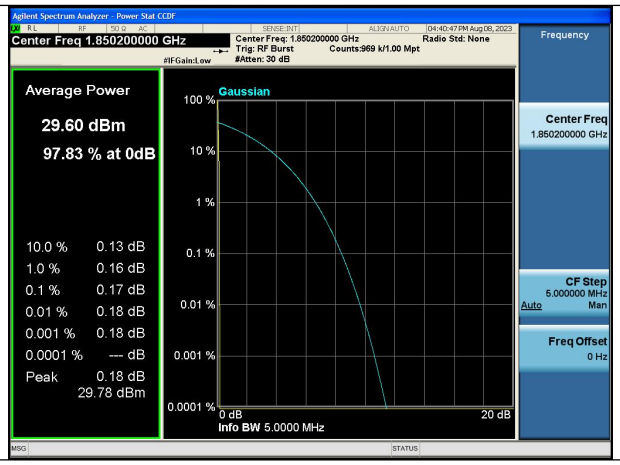

Channel 512

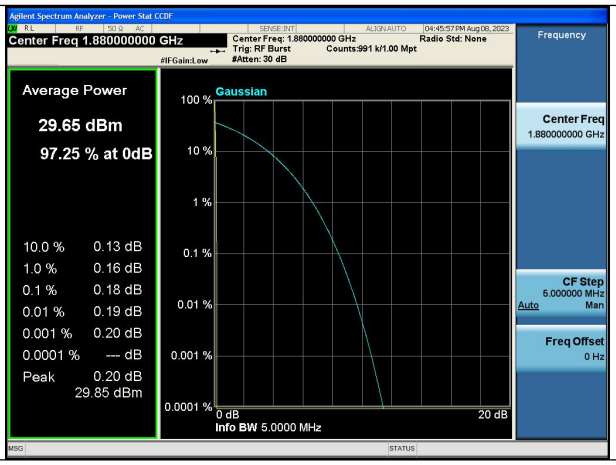

Channel 661

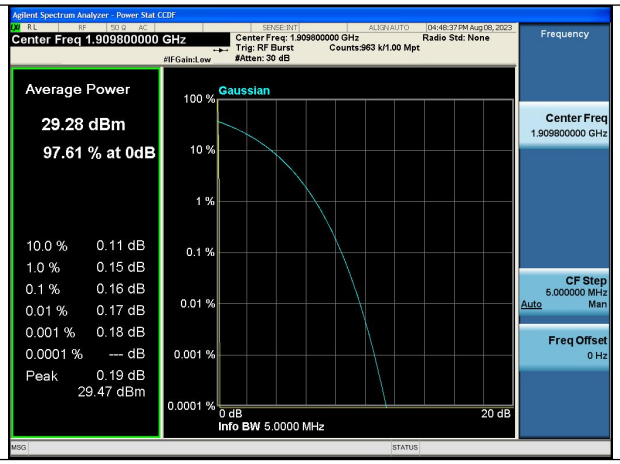

Channel 810

GPRS MODE

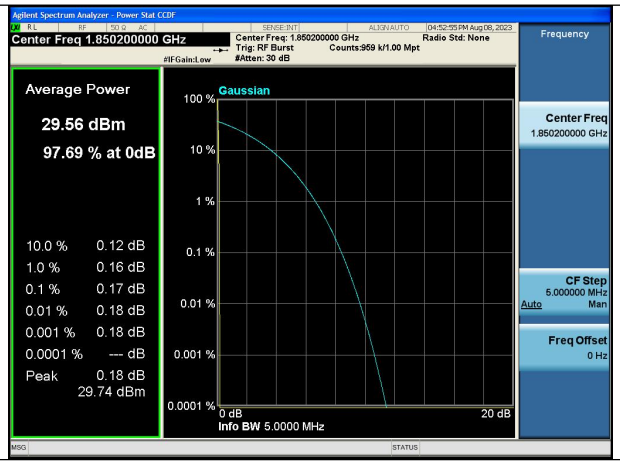

Channel 512

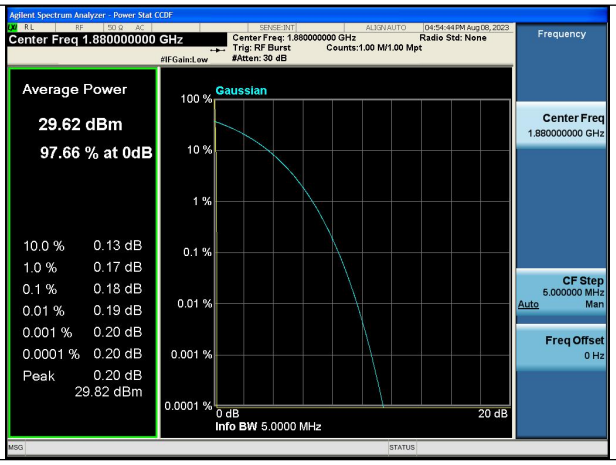

Channel 661

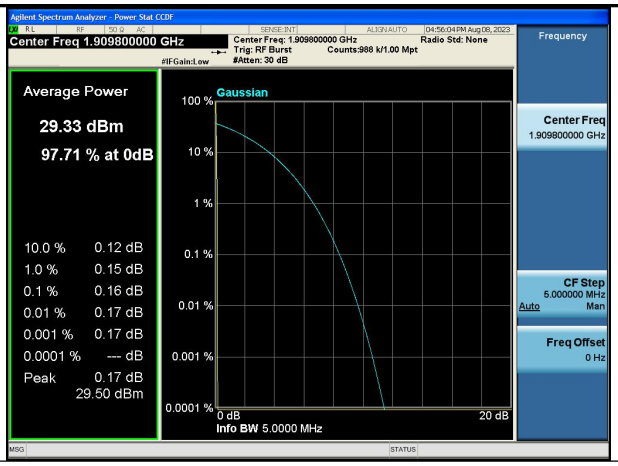
Agilent Spectrum Analyzer - Power Stat CCDF
Center Freq 1.909800000 GHz
Center Freq: 1.909800000 GHz
Trig: RF Burst
Counts:988 k/1.00 Mpt
#Atten: 30 dB
Radio Std: None
Frequency
Average Power
29.33 dBm
97.71 % at 0dB
10.0 % 0.12 dB
1.0 % 0.15 dB
0.1 % 0.16 dB
0.01 % 0.17 dB
0.001 % 0.17 dB
0.0001 % --- dB
Peak 0.17 dB
29.50 dBm
Gaussian
100 %
10 %
1 %
0.1 %
0.01 %
0.001 %
0.0001 %
0 dB
20 dB
Info BW 5.0000 MHz
Center Freq
1.909800000 GHz
CF Step
5.000000 MHz
Auto
Man
Freq Offset
0 Hz

Channel 810

8 Effective Radiated Power and Effective Isotropic Radiated Power

GSM Measured Power:

Carrier frequency (MHz)	Channel No.	Conducted Power (dBm)	ERP/EIRP (dBm)	ERP/EIRP (W)
1850.2	512	29.81	27.51	0.564
1880	661	29.72	27.42	0.552
1909.8	810	29.48	27.18	0.522

GPRS Measured Power:

Carrier frequency (MHz)	Channel No.	TX Mode	Conducted Power (dBm)	ERP/EIRP (dBm)	ERP/EIRP (W)
1850.2	512	1Down4Up	23.71	21.41	0.138
1880	661	1Down4Up	23.49	21.19	0.132
1909.8	810	1Down4Up	23.72	21.42	0.139
1850.2	512	2Down3Up	24.74	22.44	0.175
1880	661	2Down3Up	24.52	22.22	0.167
1909.8	810	2Down3Up	24.74	22.44	0.175
1850.2	512	3Down2Up	26.78	24.48	0.281
1880	661	3Down2Up	26.79	24.49	0.281
1909.8	810	3Down2Up	26.71	24.41	0.276
1850.2	512	4Down1Up	29.57	27.27	0.533
1880	661	4Down1Up	29.47	27.17	0.521
1909.8	810	4Down1Up	29.31	27.01	0.502

APPENDIX B – TEST DATA OF RADIATED EMISSION

Radiated Spurious Emissions

Note：The worst channel results are reflected in the report.

850 Test result

GSM/GPRS MODE Channel 189:

Frequency (MHz)	Power (dBm)	Limited (dBm)	Polarization
1029.80	-58.91	-13.00	Vertical
1478.20	-57.15	-13.00	Vertical
2400.30	-56.67	-13.00	Vertical
3590.50	-79.33	-13.00	Vertical
8273.75	-83.41	-13.00	Vertical
11429.25	-78.34	-13.00	Vertical

1900 Test result

GSM/GPRS MODE Channel 661:

Frequency (MHz)	Power (dBm)	Limited (dBm)	Polarization
988.50	-76.58	-13.00	Vertical
1490.00	-67.21	-13.00	Vertical
2405.50	-68.30	-13.00	Vertical
3761.25	-71.52	-13.00	Vertical
8259.00	-84.25	-13.00	Vertical
11399.75	-76.29	-13.00	Vertical

---End of Test Report---