# FCC RADIO TEST REPORT

| | | |
|---|---|---|
| **FCC ID** | : | **APYHRO00335** |
| **Equipment** | : | **Smart phone** |
| **Brand Name** | : | **SHARP** |
| **Model Name** | : | **APYHRO00335** |
| **Applicant** | : | **SHARP CORPORATION**<br>**1 Takumi-cho, Sakai-ku, Sakai City, Osaka 590-8522, Japan** |
| **Manufacturer** | : | **SHARP CORPORATION**<br>**1 Takumi-cho, Sakai-ku, Sakai City, Osaka 590-8522, Japan** |
| **Standard** | : | **FCC Part 15 Subpart E §15.407** |

**The product was received on Feb. 20, 2025 and testing was performed from Mar. 03, 2025 to Apr. 02, 2025. We, Sporton International Inc. Wensan Laboratory, would like to declare that the tested sample has been evaluated in accordance with the test procedures and has been in compliance with the applicable technical standards.**

**The test results in this report apply exclusively to the tested model / sample. Without written approval from Sporton International Inc. Wensan Laboratory, the test report shall not be reproduced except in full.**

Louis Wu

**Approved by: Louis Wu**

***Sporton International Inc. Wensan Laboratory***
*No.58, Aly. 75, Ln. 564, Wenhua 3rd, Rd., Guishan Dist., Taoyuan City 333010, Taiwan (R.O.C.)*

# Table of Contents

**History of this test report** ..... **3**
**Summary of Test Result** ..... **4**
**1 General Description** ..... **5**
1.1 Product Feature of Equipment Under Test ..... 5
1.2 Modification of EUT ..... 6
1.3 Testing Location ..... 6
1.4 Applicable Standards ..... 6
**2 Test Configuration of Equipment Under Test** ..... **7**
2.1 Carrier Frequency and Channel ..... 7
2.2 Test Mode ..... 8
2.3 Connection Diagram of Test System ..... 9
2.4 Support Unit used in test configuration and system ..... 9
2.5 EUT Operation Test Setup ..... 10
2.6 Measurement Results Explanation Example ..... 10
**3 Test Result** ..... **11**
3.1 26dB & 99% Occupied Bandwidth Measurement ..... 11
3.2 Maximum Conducted Output Power Measurement ..... 12
3.3 Power Spectral Density Measurement ..... 14
3.4 Unwanted Emissions Measurement ..... 16
3.5 AC Conducted Emission Measurement ..... 21
3.6 Antenna Requirements ..... 23
**4 List of Measuring Equipment** ..... **24**
**5 Measurement Uncertainty** ..... **25**
**Appendix A. Conducted Test Results**
**Appendix B. AC Conducted Emission Test Result**
**Appendix C. Radiated Spurious Emission Test Data**
**Appendix D. Duty Cycle Plots**
**Appendix E. Setup Photographs**

# History of this test report

| Report No. | Version | Description | Issue Date |
|---|---|---|---|
| FR4D0637E | 01 | Initial issue of report | Apr. 22, 2025 |
| | | | |
| | | | |
| | | | |
| | | | |
| | | | |
| | | | |
| | | | |
| | | | |
| | | | |
| | | | |
| | | | |
| | | | |
| | | | |
| | | | |

# Summary of Test Result

| Report Clause | Ref Std. Clause | Test Items | Result (PASS/FAIL) | Remark |
|---|---|---|---|---|
| 3.1 | 15.403 | 26dB Bandwidth | Pass | - |
| 3.1 | 2.1049 | 99% Occupied Bandwidth | Pass | - |
| 3.2 | 15.407(a) | Maximum Conducted Output Power | Pass | - |
| 3.3 | 15.407(a) | Power Spectral Density | Pass | - |
| 3.4 | 15.407(b) | Unwanted Emissions | Pass | - |
| 3.5 | 15.207 | AC Conducted Emission | Pass | - |
| 3.6 | 15.203 | Antenna Requirement | Pass | - |

**Conformity Assessment Condition:**

1. The test results (PASS/FAIL) with all measurement uncertainty excluded are presented against the regulation limits or in accordance with the requirements stipulated by the applicant/manufacturer who shall bear all the risks of non-compliance that may potentially occur if measurement uncertainty is taken into account.
2. The measurement uncertainty please refer to each test result in the section “Measurement Uncertainty”.

**Disclaimer:**

The product specifications of the EUT presented in the test report that may affect the test assessments are declared by the manufacturer who shall take full responsibility for the authenticity.

**Reviewed by: Keven Cheng**

**Report Producer: Lucy Wu**

# 1 General Description

## 1.1 Product Feature of Equipment Under Test

| Product Feature |
|---|
| **General Specs**<br>GSM/WCDMA/LTE, Bluetooth, Wi-Fi 2.4GHz 802.11b/g/n/ac, Wi-Fi 5GHz 802.11a/n/ac, GNSS and NFC.<br><br>**Antenna Type**<br>WLAN: Loop Antenna |

| Antenna information | | |
|---|---|---|
| **5150 MHz ~ 5250 MHz** | Peak Gain (dBi) | 0.74 |
| **5250 MHz ~ 5350 MHz** | Peak Gain (dBi) | 0.79 |
| **5470 MHz ~ 5725 MHz** | Peak Gain (dBi) | 2.47 |

**Remark:** The EUT's information above is declared by manufacturer. Please refer to Disclaimer in report summary.

| Item | Sample 1 | | Sample 2 | | Sample 3 | |
|---|---|---|---|---|---|---|
| | Vendor | Model Number | Vendor | Model Number | Vendor | Model Number |
| **DDR** | LONGSYS | SA0FLXC2012 | Samsung | SA04UBE3010 | LONGSYS | SA0FLXC2012 |
| **UFS2.2** | LONGSYS | SA0N128G010 | Samsung | SA02U1DC010 | LONGSYS | SA064GC2010 |
| **Display** | DJN | SLX3M066X00 | CPT | SLX065WRX00 | DJN | SLX3M066X00 |
| **Rear camera** | Shinetech | S0CNN72B000 | Union Image | S0C50A350A0 | Union Image | S0C50A350A0 |
| **Front camera** | Shinetech | S0CM8G1B060 | Union Image | S0C50A350A0 | Union Image | S0C50A350A0 |
| **Battery** | SCUD | BPSX400001S | EVE | BPSX400002S | EVE | BPSX400002S |
| **PCB** | Tripod | SB0SX51BG0C | Compeq | SB0SX51BJ0C | Compeq | SB0SX51BJ0C |
| **Accelerometer /Gyroscope** | TDK | SA042670020 | ST | SA0OETR3020 | ST | SA0OETR3020 |
| **E-compass** | QST | SA0C6308130 | MEMSIC | SA0C56030A0 | MEMSIC | SA0C56030A0 |
| **ALS/PS sensor** | Sensortek | SA033562020 | EMINENT | SA079911020 | EMINENT | SA079911020 |
| **FPC_Side_Key** | Sunflex | MESX514021A | PBH | MESX514001A | PBH | MESX514001A |
| **FPC_USB** | Sunflex | MESX114012A | PBH | MESX314004A | PBH | MESX314004A |
| **FPC_AJ** | Sunflex | MESX114013A | PBH | MESX314003A | PBH | MESX314003A |
| **FPC_Main** | Sunflex | MESX514002A | PBH | MESX514022A | PBH | MESX514022A |
| **FPC_SPK** | Sunflex | MESX514004A | AKM | MESX514024A | AKM | MESX514024A |
| **FPC_flashlight** | Sunflex | MESX514023A | PBH | MESX514003A | PBH | MESX514003A |
| **Rear housing** | LF | MESX561041A | DY | MESX561040A | LF | MESX561041A |

## 1.2 Modification of EUT

No modifications made to the EUT during the testing.

## 1.3 Testing Location

| | |
|---|---|
| **Test Site** | Sporton International Inc. Wensan Laboratory |
| **Test Site Location** | No.58, Aly. 75, Ln. 564, Wenhua 3rd, Rd., Guishan Dist.,<br>Taoyuan City 333010, Taiwan (R.O.C.)<br>TEL: +886-3-327-0868<br>FAX: +886-3-327-0855 |
| **Test Site No.** | **Sporton Site No.** |
| | TH05-HY, CO07-HY, 03CH20-HY |

**Note:** The test site complies with ANSI C63.4 2014 requirement.

FCC designation No.: TW3786

## 1.4 Applicable Standards

According to the specifications declared by the manufacturer, the EUT must comply with the requirements of the following standards:

- FCC Part 15 Subpart E
- FCC KDB 789033 D02 General UNII Test Procedures New Rules v02r01.
- FCC KDB 414788 D01 Radiated Test Site v01r01.
- ANSI C63.10-2013

**Remark:**

1. All the test items were validated and recorded in accordance with the standards without any modification during the testing.
2. The TAF code is not including all the FCC KDB listed without accreditation.
3. This EUT has also been tested and complied with the requirements of FCC Part 15, Subpart B, recorded in a separate test report.

# 2 Test Configuration of Equipment Under Test

a. The EUT has been associated with peripherals and configuration operated in a manner tended to maximize its emission characteristics in a typical application. Frequency range investigated: conduction emission (150 kHz to 30 MHz), radiation emission (9 kHz to the 10th harmonic of the highest fundamental frequency or to 40 GHz, whichever is lower). For radiated measurement, the measured emission level of the EUT was maximized by rotating the EUT on a turntable, adjusting the orientation of the EUT and EUT antenna in three orthogonal axis (X: flat, Y: portrait, Z: landscape), and adjusting the measurement antenna orientation, following C63.10 exploratory test procedures and only the worst case emissions were reported in this report.

b. AC power line Conducted Emission was tested under maximum output power.

## 2.1 Carrier Frequency and Channel

| Frequency Band | Channel | Freq. (MHz) | Channel | Freq. (MHz) |
|---|---|---|---|---|
| 5150-5250 MHz Band 1 (U-NII-1) | 36 | 5180 | 44 | 5220 |
| | 38* | 5190 | 46* | 5230 |
| | 40 | 5200 | 48 | 5240 |
| | 42# | 5210 | | |

| Frequency Band | Channel | Freq. (MHz) | Channel | Freq. (MHz) |
|---|---|---|---|---|
| 5250-5350 MHz Band 2 (U-NII-2A) | 52 | 5260 | 60 | 5300 |
| | 54* | 5270 | 62* | 5310 |
| | 56 | 5280 | 64 | 5320 |
| | 58# | 5290 | | |

| Frequency Band | Channel | Freq. (MHz) | Channel | Freq. (MHz) |
|---|---|---|---|---|
| 5470-5725 MHz Band 3 (U-NII-2C) | 100 | 5500 | 112 | 5560 |
| | 102* | 5510 | 116 | 5580 |
| | 104 | 5520 | 132 | 5660 |
| | 106# | 5530 | 134* | 5670 |
| | 108 | 5540 | 136 | 5680 |
| | 110* | 5550 | 140 | 5700 |

| Frequency Band | Channel | Freq. (MHz) | Channel | Freq. (MHz) |
|---|---|---|---|---|
| TDWR Channel | 118* | 5590 | 124 | 5620 |
| | 120 | 5600 | 126* | 5630 |
| | 122# | 5610 | 128 | 5640 |

| Frequency Band | Channel | Freq. (MHz) | Channel | Freq. (MHz) |
|---|---|---|---|---|
| Straddle Channel | 138# | 5690 | 144 | 5720 |
| | 142* | 5710 | | |

**Note:**

1. The above Frequency and Channel with "*" are 802.11n HT40 and 802.11ac VHT40.
2. The above Frequency and Channel with "#" are 802.11ac VHT80.

## 2.2 Test Mode

The power for 802.11ac mode is smaller than 802.11n mode, so all other conducted and radiated test is covered by 802.11n mode.

**The final test modes include the worst data rates for each modulation shown in the table below.**

| Modulation | Data Rate |
|---|---|
| **802.11a** | **6 Mbps** |
| **802.11n HT20** | **MCS0** |
| **802.11n HT40** | **MCS0** |
| **802.11ac VHT20 (Covered by HT20)** | **MCS0** |
| **802.11ac VHT40 (Covered by HT40)** | **MCS0** |
| **802.11ac VHT80** | **MCS0** |

| Test Cases | |
|---|---|
| **AC Conducted Emission** | Mode 1 : Bluetooth Link + WLAN (5GHz) Link + Earphone + MPEG4 + USB Cable (Charging from Adapter) + Battery 2 for Sample 3 |

**Remark:**
**1.** For Radiated Test Cases, the tests were performed with Sample 3
**2.** For radiation spurious emission, the modulation and the data rate picked for testing are determined by the Max. RF conducted power.
**3.** The detailed Radiated test modes are shown in Appendix C.

## 2.3 Connection Diagram of Test System

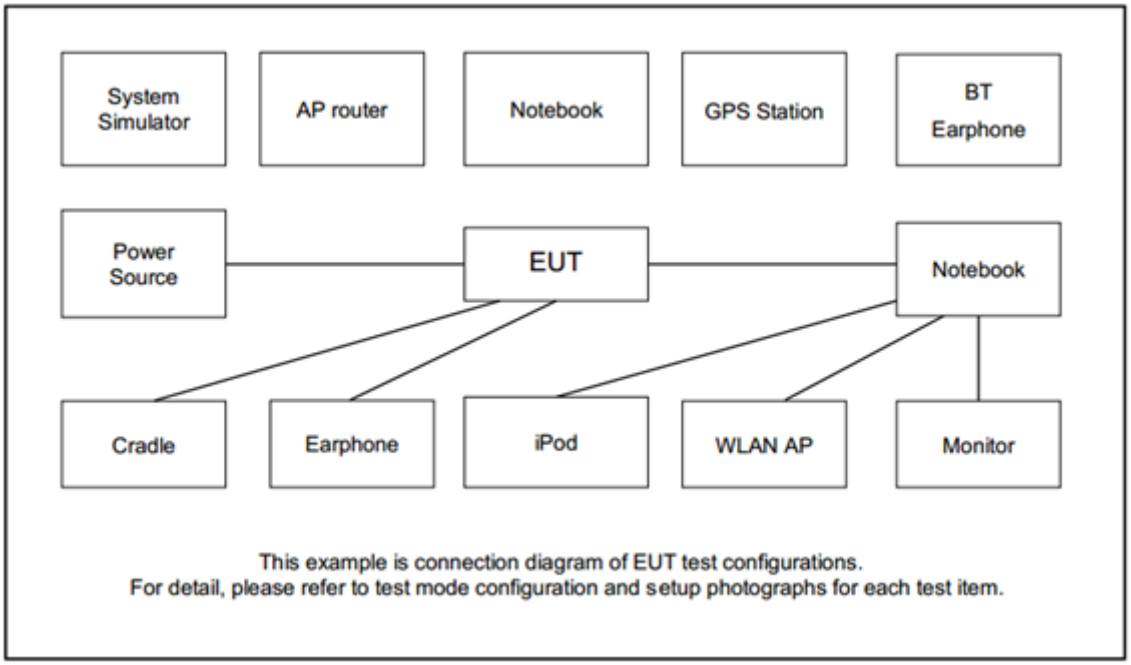


## 2.4 Support Unit used in test configuration and system

| Item | Equipment | Brand Name | Model Name | FCC ID | Data Cable | Power Cord |
|---|---|---|---|---|---|---|
| 1. | WLAN AP | ASUS | RT-AC52 | MSQ-RTAC4A00 | N/A | Unshielded, 1.8 m |
| 2. | Notebook | DELL | Latitude 3400 | FCC DoC | N/A | AC I/P: Unshielded, 1.2 m DC O/P: Shielded, 1.8 m |
| 3. | Bluetooth Earphone | Sony Ericsson | MW600 | PY7DDA2029 | N/A | N/A |
| 4. | Earphone + Mic | Samsung | Ecouteur | N/A | Unshielded 1.8m | N/A |
| 5. | Earphone | NOKIA | WH-108 | NA | N/A | N/A |

## 2.5 EUT Operation Test Setup

The RF test items, make the EUT (SW: 00.00.06A3040) get into the engineering modes to provide channel selection, power level, data rate and the application type and for continuous transmitting signals.

## 2.6 Measurement Results Explanation Example

**For all conducted test items:**

The offset level is set in the spectrum analyzer to compensate the RF cable loss and attenuator factor between EUT conducted output port and spectrum analyzer. With the offset compensation, the spectrum analyzer reading level is exactly the EUT RF output level.

Example :

The spectrum analyzer offset is derived from RF cable loss and attenuator factor.

*Offset = RF cable loss + attenuator factor.*

Following shows an offset computation example with cable loss 4.2 dB and 10 dB attenuator.

*Offset(dB) = RF cable loss(dB) + attenuator factor(dB).*

= 4.2 + 10 = 14.2 (dB)

# 3 Test Result

## 3.1 26dB & 99% Occupied Bandwidth Measurement

### 3.1.1 Description of 26dB & 99% Occupied Bandwidth

This section is for reporting purpose only.

There is no restriction limits for bandwidth.

For Straddle Channel, according to KDB 789033 D02 General UNII Test Procedures New Rules v02r01, if the power and PSD of the devices are uniform and comply with the lower limits specified for the U-NII-2 bands, a single measurement over the entire emission bandwidth can be performed to show compliance.

### 3.1.2 Measuring Instruments

Please refer to the measuring equipment list in this test report.

### 3.1.3 Test Procedures

1. The testing follows FCC KDB 789033 D02 General UNII Test Procedures New Rules v02r01. Section C) Emission bandwidth
2. Set RBW = approximately 1% of the emission bandwidth.
3. Set the VBW > RBW.
4. Detector = Peak.
5. Trace mode = max hold
6. Measure the maximum width of the emission that is 26 dB down from the peak of the emission. Compare this with the RBW setting of the analyzer. Readjust RBW and repeat measurement as needed until the RBW/EBW ratio is approximately 1%.
7. For 99% Bandwidth Measurement, the spectrum analyzer's resolution bandwidth (RBW) is set 1-5% of the emission bandwidth and set the Video bandwidth (VBW) ≥ 3 * RBW.
8. Measure and record the results in the test report.

### 3.1.4 Test Setup

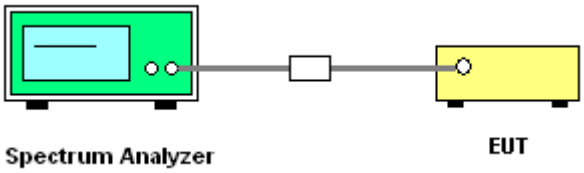


### 3.1.5 Test Result of 26dB & 99% Occupied Bandwidth

Please refer to Appendix A.

## 3.2 Maximum Conducted Output Power Measurement

### 3.2.1 Limit of Maximum Conducted Output Power

**<FCC 14-30 CFR 15.407>**

**For the 5.15–5.25 GHz bands:**

■ For mobile and portable client devices in the 5.15–5.25 GHz band, the maximum conducted output power over the frequency band of operation shall not exceed 250 mW. For an indoor access point operating in the band 5.15-5.25 GHz, the maximum conducted output power over the frequency band of operation shall not exceed 1 W.

**For the 5.25–5.725 GHz bands:**

■ The maximum conducted output power over the frequency bands of operation shall not exceed the lesser of 250 mW or 11 dBm 10 log B, where B is the 26 dB emission bandwidth in megahertz.

For Straddle Channel, according to KDB 789033 D02 General UNII Test Procedures New Rules v02r01, if the power and PSD of the devices are uniform and comply with the lower limits specified for the U-NII-2 bands, a single measurement over the entire emission bandwidth can be performed to show compliance.

If transmitting antennas of directional gain greater than 6 dBi are used, the peak output power shall be reduced by the amount in dB that the directional gain of the antenna exceeds 6 dBi.

Note that U-NII-2 band, devices with a maximum e.i.r.p. greater than 500 mW shall implement TPC in order to have the capability to operate at least 6 dB below the maximum permitted e.i.r.p. of 1 W.

### 3.2.2 Measuring Instruments

Please refer to the measuring equipment list in this test report.

### 3.2.3 Test Procedures

The testing follows Method PM-G of FCC KDB 789033 D02 General UNII Test Procedures New Rules v02r01.

Method PM-G (Measurement using a gated RF average power meter):

1. Measurement is performed using a wideband RF power meter.
2. The EUT is configured to transmit at its maximum power control level.
3. Measure the average power of the transmitter.
4. Since the measurement is made only during the ON time of the transmitter, no duty cycle correction factor is required.

For Straddle Channel, according to KDB 789033 D02 General UNII Test Procedures New Rules v02r01, if the power and PSD of the devices are uniform and comply with the lower limits specified for the U-NII-2 bands, a single measurement over the entire emission bandwidth can be performed to show compliance.

### 3.2.4 Test Setup

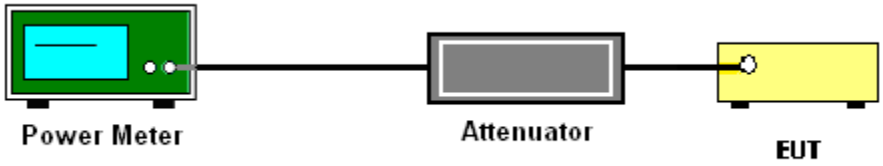


### 3.2.5 Test Result of Maximum Conducted Output Power

Please refer to Appendix A.

## 3.3 Power Spectral Density Measurement

### 3.3.1 Limit of Power Spectral Density

**<FCC 14-30 CFR 15.407>**

**For the 5.15–5.25 GHz bands:**

For mobile and portable client devices in the 5.15–5.25 GHz band, the maximum power spectral density shall not exceed 11 dBm in any 1.0 MHz band. For an indoor access point operating in the band 5.15-5.25 GHz, the maximum power spectral density shall not exceed 17 dBm in any 1.0 MHz band.

**For the 5.25–5.725 GHz bands:**

The maximum power spectral density shall not exceed 11 dBm in any 1.0 MHz band.

For Straddle Channel, according to KDB 789033 D02 General UNII Test Procedures New Rules v02r01, if the power and PSD of the devices are uniform and comply with the lower limits specified for the U-NII-2 bands, a single measurement over the entire emission bandwidth can be performed to show compliance.

If transmitting antennas of directional gain greater than 6 dBi are used, the peak output power shall be reduced by the amount in dB that the directional gain of the antenna exceeds 6 dBi.

### 3.3.2 Measuring Instruments

Please refer to the measuring equipment list in this test report.

### 3.3.3 Test Procedures

The testing follows FCC KDB 789033 D02 General UNII Test Procedures New Rules v02r01.

Section F) Maximum power spectral density.

**# Method SA-2 #**

(trace averaging across on and off times of the EUT transmissions, followed by duty cycle correction).

- Measure the duty cycle.
- Set span to encompass the entire emission bandwidth (EBW) of the signal.
- Set RBW = 1 MHz.
- Set VBW ≥ 3 MHz.
- Number of points in sweep ≥ 2 Span / RBW.
- Sweep time = auto.
- Detector = RMS
- Trace average at least 100 traces in power averaging mode.
- Add 10 log(1/x), where x is the duty cycle, to the measured power in order to compute the average power during the actual transmission times. For example, add 10 log(1/0.25) = 6 dB if the duty cycle is 25 percent.

1. The RF output of EUT is connected to the spectrum analyzer by a low loss cable.
2. Each plot has already offset with cable loss, and attenuator loss. Measure the PPSD and record it.

### 3.3.4 Test Setup

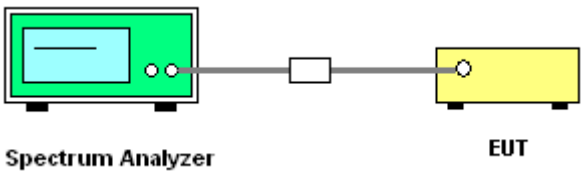


### 3.3.5 Test Result of Power Spectral Density

Please refer to Appendix A.

## 3.4 Unwanted Emissions Measurement

This section is to measure unwanted emissions through radiated measurement for band edge spurious emissions and out of band emissions measurement.

### 3.4.1 Limit of Unwanted Emissions

(1) For transmitters operating in the 5150-5250 MHz band: all emissions outside of the 5150-5350 MHz band shall not exceed an EIRP of –27dBm/MHz.

For transmitters operating in the 5250-5350 MHz band: all emissions outside of the 5150-5350 MHz band shall not exceed an EIRP of -27 dBm/MHz. Devices operating in the 5250-5350 MHz band that generate emissions in the 5150-5250 MHz band must meet all applicable technical requirements for operation in the 5150-5250 MHz band (including indoor use) or alternatively meet an out-of-band emission EIRP limit of -27 dBm/MHz in the 5150-5250 MHz band.

For transmitters operating in the 5470-5600 MHz and 5650-5725MHz band: all emissions outside of the 5470-5600 MHz and 5650-5725MHz band shall not exceed an EIRP of -27 dBm/MHz.

(2) Unwanted spurious emissions falls in restricted bands shall comply with the general field strength limits as below table:

| Frequency (MHz) | Field Strength (microvolts/meter) | Measurement Distance (meters) |
|---|---|---|
| 0.009 – 0.490 | 2400/F(kHz) | 300 |
| 0.490 – 1.705 | 24000/F(kHz) | 30 |
| 1.705 – 30.0 | 30 | 30 |
| 30 – 88 | 100 | 3 |
| 88 – 216 | 150 | 3 |
| 216 - 960 | 200 | 3 |
| Above 960 | 500 | 3 |

**Note:** The following formula is used to convert the EIRP to field strength.

$$E=\frac{1000000\sqrt{30P}}{3}$$ μV/m, where P is the eirp (Watts)

| EIRP (dBm) | Field Strength at 3m (dBμV/m) |
|---|---|
| - 27 | 68.3 |

(3) KDB789033 D02 v02r01 G)2)c)

(i) Sections 15.407(b)(1-3) specifies the unwanted emissions limit for the U-NII-1 and U-NII-2 bands. As specified, emissions above 1000 MHz that are outside of the restricted bands are subject to a peak emission limit of −27 dBm/MHz.

(ii) Section 15.407(b)(4) specifies the unwanted emissions limit for the U-NII-3 band. A band emissions mask is specified in Section 15.407(b)(4)(i). The emission limits are based on the use of a peak detector.

### 3.4.2 Measuring Instruments

Please refer to the measuring equipment list in this test report.

### 3.4.3 Test Procedures

1. The testing follows FCC KDB 789033 D02 General UNII Test Procedures New Rules v02r01. Section G) Unwanted emissions measurement.

(1) Procedure for Unwanted Emissions Measurements Below 1000 MHz

- RBW = 120 kHz
- VBW = 300 kHz
- Detector = Peak
- Trace mode = max hold

(2) Procedure for Peak Unwanted Emissions Measurements Above 1000 MHz

- RBW = 1 MHz
- VBW ≥ 3 MHz
- Detector = Peak
- Sweep time = auto
- Trace mode = max hold

(3) Procedures for Average Unwanted Emissions Measurements Above 1000 MHz

- RBW = 1 MHz
- VBW = 10 Hz, when duty cycle is no less than 98 percent.
- VBW ≥ 1/T, when duty cycle is less than 98 percent where T is the minimum transmission duration over which the transmitter is on and is transmitting at its maximum power control level for the tested mode of operation.

2. The EUT is placed on a turntable with 0.8 meter for frequency below 1 GHz and 1.5 meter for frequency above 1 GHz respectively above ground.
3. The EUT is set 3 meters away from the receiving antenna which is mounted on the top of a variable height antenna tower.
4. The antenna is a broadband antenna and its height is adjusted between one meter and four meters above ground to find the maximum value of the field strength for both horizontal polarization and vertical polarization of the antenna.
5. For each suspected emission, the EUT is arranged to its worst case and then adjust the antenna tower (from 1 m to 4 m) and turntable (from 0 degree to 360 degrees) to find the maximum reading.
6. Radiated testing below 1 GHz is performed by adjusting the antenna tower from 1 m to 4 m and by rotating the turn table from 0 degree to 360 degrees to find the peak maximum hold reading. When there is no suspected emission found and the emission level is with at least 6 dB margin against QP limit line, the position is marked as "-".
7. Radiated testing above 1 GHz is performed by adjusting the antenna tower from 1 m to 4 m and by rotating the turn table from 0 degree to 360 degrees to find the peak maximum hold reading for scanning all frequencies. When there is no suspected emission found and the harmonic emission level is with at least 6 dB margin against average limit line, the position is marked as "-".

### 3.4.4 Test Setup

**For radiated emissions below 30MHz**

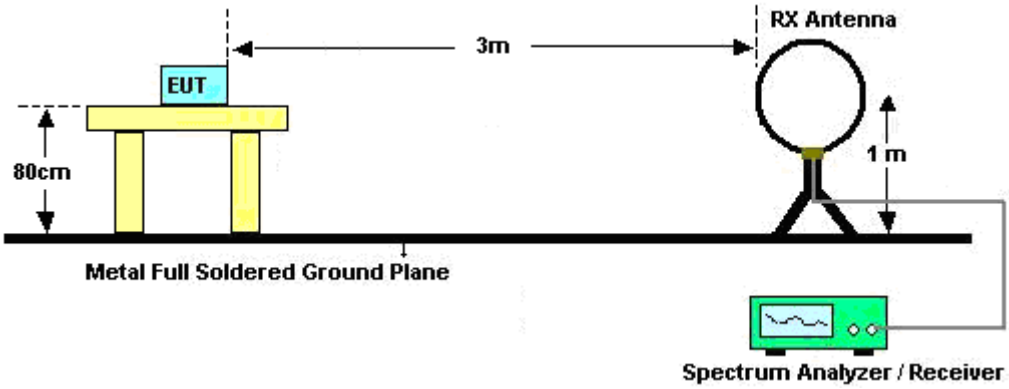

**For radiated emissions from 30MHz to 1GHz**

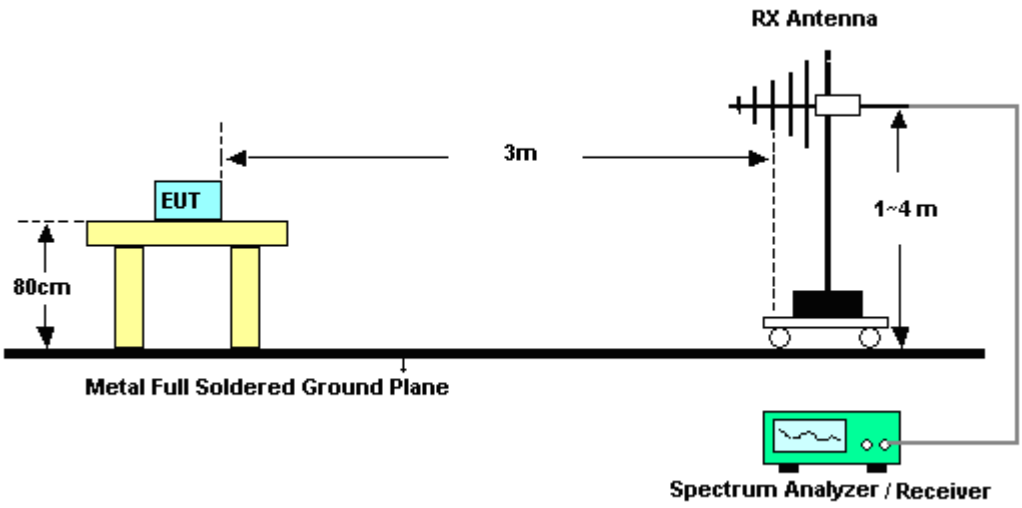


**For radiated test from 1GHz to 18GHz**

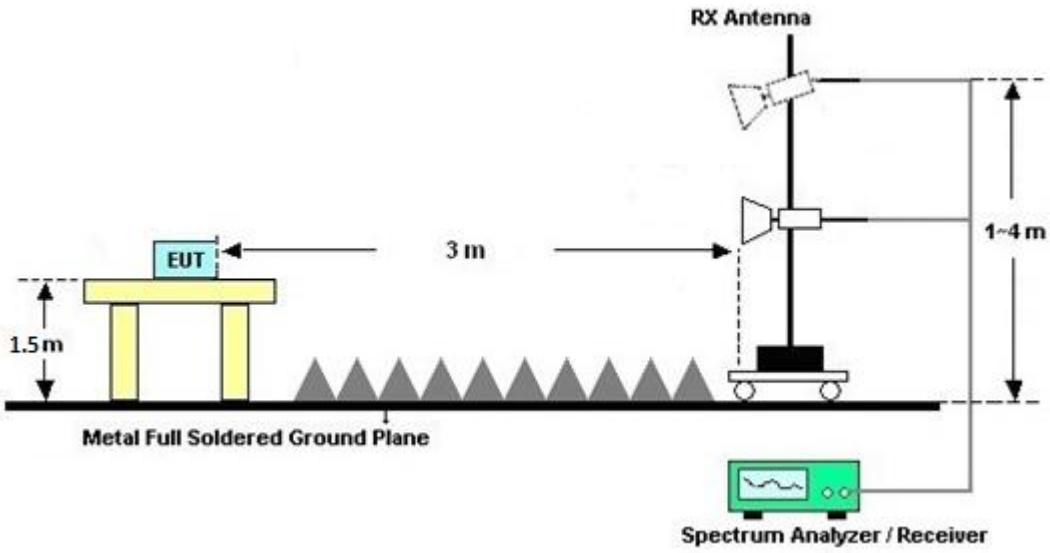

**For radiated test above 18GHz**

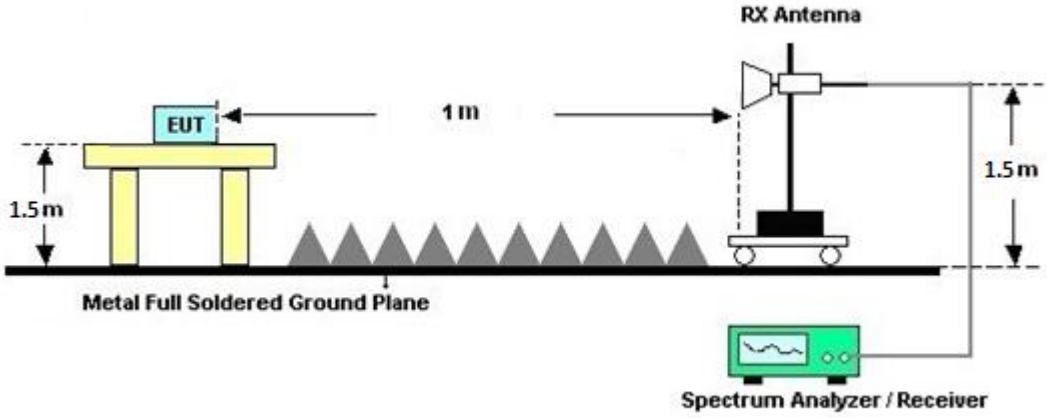


### 3.4.5 Test Results of Radiated Spurious Emissions (9 kHz ~ 30 MHz)

The low frequency, which starts from 9 kHz to 30 MHz, is pre-scanned and the result which is 20 dB lower than the limit line is not reported.

There is adequate comparison measurement of both open-field test site and alternative test site - semi-Anechoic chamber according to 414788 D01 Radiated Test Site v01r01, and the result came out very similar.

### 3.4.6 Test Result of Radiated Spurious at Band Edges

Please refer to Appendix C.

### 3.4.7 Duty Cycle

Please refer to Appendix D.

### 3.4.8 Test Result of Radiated Spurious Emissions (30MHz ~ 10th Harmonic)

Please refer to Appendix C.

## 3.5 AC Conducted Emission Measurement

### 3.5.1 Limit of AC Conducted Emission

For equipment that is designed to be connected to the public utility (AC) power line, the radio frequency voltage that is conducted back onto the AC power line on any frequency or frequencies within the band 150 kHz to 30 MHz shall not exceed the limits in the following table.

| Frequency of emission (MHz) | Conducted limit (dBμV) | |
|---|---|---|
| | Quasi-peak | Average |
| 0.15-0.5 | 66 to 56* | 56 to 46* |
| 0.5-5 | 56 | 46 |
| 5-30 | 60 | 50 |

*Decreases with the logarithm of the frequency.

### 3.5.2 Measuring Instruments

Please refer to the measuring equipment list in this test report.

### 3.5.3 Test Procedures

1. The EUT is placed 0.4 meter away from the conducting wall of the shielding room, and is kept at least 80 centimeters from any other grounded conducting surface.
2. Connect EUT to the power mains through a line impedance stabilization network (LISN).
3. All the support units are connecting to the other LISN.
4. The LISN provides 50 ohm coupling impedance for the measuring instrument.
5. The FCC states that a 50 ohm, 50 microhenry LISN shall be used.
6. Both Line and Neutral shall be tested in order to find out the maximum conducted emission.
7. The frequency range from 150 kHz to 30 MHz is scanned.
8. Set the test-receiver system to Peak Detect Function and specified bandwidth with Maximum Hold Mode.

### 3.5.4 Test Setup

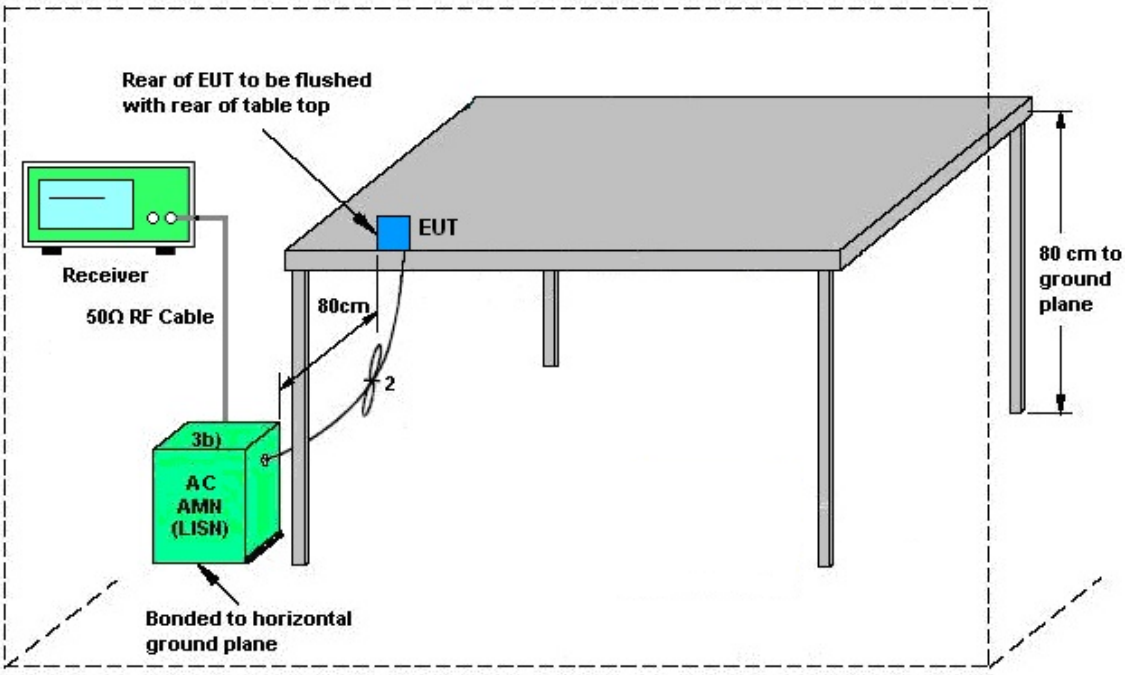


AMN = Artificial mains network (LISN)
AE = Associated equipment
EUT = Equipment under test
ISN = Impedance stabilization network

### 3.5.5 Test Result of AC Conducted Emission

Please refer to Appendix B.

## 3.6 Antenna Requirements

### 3.6.1 Standard Applicable

An intentional radiator shall be designed to ensure that no antenna other than that furnished by the responsible party shall be used with the device. The use of a permanently attached antenna or of an antenna that uses a unique coupling to the intentional radiator shall be considered sufficient to comply with the provisions of this section. The manufacturer may design the unit so that a broken antenna can be replaced by the user, but the use of a standard antenna jack or electrical connector is prohibited. This requirement does not apply to carrier current devices or to devices operated under the provisions of § 15.211, 15.213, 15.217, 15.219, 15.221, or § 15.236. Further, this requirement does not apply to intentional radiators that must be professionally installed, such as perimeter protection systems and some field disturbance sensors, or to other intentional radiators which, in accordance with § 15.31(d), must be measured at the installation site. However, the installer shall be responsible for ensuring that the proper antenna is employed so that the limits in this part are not exceeded.

### 3.6.2 Antenna Anti-Replacement Construction

Antenna permanently attached.

# 4 List of Measuring Equipment

| Instrument | Brand Name | Model No. | Serial No. | Characteristics | Calibration Date | Test Date | Due Date | Remark |
|---|---|---|---|---|---|---|---|---|
| EMI Test Receiver | Keysight | N9038A(MXE) | MY54130085 | N/A | Oct. 16, 2024 | Mar. 25, 2025~ Mar. 31, 2025 | Oct. 15, 2025 | Radiation (03CH20-HY) |
| Loop Antenna | Rohde & Schwarz | HFH2-Z2 | 100488 | 9 kHz~30 MHz | Aug. 29, 2024 | Mar. 25, 2025~ Mar. 31, 2025 | Aug. 28, 2025 | Radiation (03CH20-HY) |
| Preamplifier | EMEC | EM18G40G | 060873 | 18GHz~40GHz | Sep. 02, 2024 | Mar. 25, 2025~ Mar. 31, 2025 | Sep. 01, 2025 | Radiation (03CH20-HY) |
| Controller | ChainTek | 3000-1 | N/A | Control Turn table & Ant Mast | N/A | Mar. 25, 2025~ Mar. 31, 2025 | N/A | Radiation (03CH20-HY) |
| Antenna Mast | ChainTek | MBS-520-1 | N/A | 1m~4m | N/A | Mar. 25, 2025~ Mar. 31, 2025 | N/A | Radiation (03CH20-HY) |
| Turn Table | ChainTek | T-200-S-1 | N/A | 0~360 Degree | N/A | Mar. 25, 2025~ Mar. 31, 2025 | N/A | Radiation (03CH20-HY) |
| Signal Analyzer | Keysight | N9010B | MY60240520 | N/A | Dec. 09, 2024 | Mar. 25, 2025~ Mar. 31, 2025 | Dec. 08, 2025 | Radiation (03CH20-HY) |
| Bilog Antenna | TESEQ | CBL 6111D&00802 N1D01N-06 | 55606 & 08 | 30MHz~1GHz | Nov. 27, 2024 | Mar. 25, 2025~ Mar. 31, 2025 | Nov. 26, 2025 | Radiation (03CH20-HY) |
| Horn Antenna | SCHWARZBECK | BBHA 9120 D | 02360 | 1GHz-18GHz | Nov. 01, 2024 | Mar. 25, 2025~ Mar. 31, 2025 | Oct. 31, 2025 | Radiation (03CH20-HY) |
| SHF-EHF Horn Antenna | SCHWARZBECK | BBHA 9170 | 1223 | 18GHz-40GHz | Jun. 24, 2024 | Mar. 25, 2025~ Mar. 31, 2025 | Jun. 23, 2025 | Radiation (03CH20-HY) |
| Preamplifier | COM-POWER | PAM-103 | 18020201 | 1MHz-1000MHz | Dec. 31, 2024 | Mar. 25, 2025~ Mar. 31, 2025 | Dec. 30, 2025 | Radiation (03CH20-HY) |
| Amplifier | EMCI | EMC118A45SE | 980792 | N/A | Nov. 12, 2024 | Mar. 25, 2025~ Mar. 31, 2025 | Nov. 11, 2025 | Radiation (03CH20-HY) |
| RF Cable | HUBER + SUHNER | SUCOFLEX 102 | 519229/2,804015/2,804027/2 | N/A | Jan. 16, 2025 | Mar. 25, 2025~ Mar. 31, 2025 | Jan. 15, 2026 | Radiation (03CH20-HY) |
| Hygrometer | TECPEL | DTM-303A | TP211542 | N/A | Oct. 21, 2024 | Mar. 25, 2025~ Mar. 31, 2025 | Oct. 20, 2025 | Radiation (03CH20-HY) |
| Software | Audix | N/A | RK-002156 | N/A | N/A | Mar. 25, 2025~ Mar. 31, 2025 | N/A | Radiation (03CH20-HY) |
| Hygrometer | TECPEL | DTM-303A | TP201996 | N/A | Nov. 01, 2024 | Mar. 03, 2025~ Mar. 31, 2025 | Oct. 31, 2025 | Conducted (TH05-HY) |
| Power Sensor | DARE | RPR3006W | 13I00030SNO31 (NO:182) | 9kHz~6GHz | Jan. 09, 2025 | Mar. 03, 2025~ Mar. 31, 2025 | Jan. 08, 2026 | Conducted (TH05-HY) |
| Signal Analyzer | Rohde & Schwarz | FSV40 | 101566 | 10Hz~40GHz | Aug. 23, 2024 | Mar. 03, 2025~ Mar. 31, 2025 | Aug. 22, 2025 | Conducted (TH05-HY) |
| Switch Control Mainframe | Burgeon | ETF-058 | EC1300484 (BOX3) | N/A | May 20, 2024 | Mar. 03, 2025~ Mar. 31, 2025 | May 19, 2025 | Conducted (TH05-HY) |
| Software | Sporton | BTWIFI_Final_version_250114 | N/A | Conducted Other Test Item | N/A | Mar. 03, 2025~ Mar. 31, 2025 | N/A | Conducted (TH05-HY) |
| AC Power Source | ACPOWER | AFC-11003G | F317040033 | N/A | N/A | Apr. 02, 2025 | N/A | Conduction (CO07-HY) |
| Software | Rohde & Schwarz | EMC32 V10.30 | N/A | N/A | N/A | Apr. 02, 2025 | N/A | Conduction (CO07-HY) |
| Pulse Limiter | SCHWARZBECK | VTSD 9561-F N | 9561-F N00373 | 9kHz-200MHz | Oct. 23, 2024 | Apr. 02, 2025 | Oct. 22, 2025 | Conduction (CO07-HY) |
| RF Cable | HUBER + SUHNER | RG 214/U | 1358175 | 9kHz~30MHz | Mar. 03, 2025 | Apr. 02, 2025 | Mar. 02, 2026 | Conduction (CO07-HY) |
| Lisn | Rohde & Schwarz | ENV216 | 100080 | 9kHz~30MHz | Dec. 12, 2024 | Apr. 02, 2025 | Dec. 11, 2025 | Conduction (CO07-HY) |
| Two-Line V-Network | TESEQ | NNB 51 | 45051 | 9kHz~30MHz | Mar. 24, 2025 | Apr. 02, 2025 | Mar. 23, 2026 | Conduction (CO07-HY) |
| EMI Test Receiver | Rohde & Schwarz | ESR3 | 102317 | 9kHz~3.6GHz | Sep. 23, 2024 | Apr. 02, 2025 | Sep. 22, 2025 | Conduction (CO07-HY) |

# 5 Measurement Uncertainty

**Uncertainty of Conducted Emission Measurement (150kHz ~ 30MHz)**

| | |
|---|---|
| Measuring Uncertainty for a Level of Confidence of 95% (U = 2Uc(y)) | 3.7 dB |

**Uncertainty of Radiated Emission Measurement (30 MHz ~ 1000 MHz)**

| | |
|---|---|
| Measuring Uncertainty for a Level of Confidence of 95% (U = 2Uc(y)) | 6.7 dB |

**Uncertainty of Radiated Emission Measurement (1000 MHz ~ 6000 MHz)**

| | |
|---|---|
| Measuring Uncertainty for a Level of Confidence of 95% (U = 2Uc(y)) | 5.4 dB |

**Uncertainty of Radiated Emission Measurement (6000 MHz ~ 18000 MHz)**

| | |
|---|---|
| Measuring Uncertainty for a Level of Confidence of 95% (U = 2Uc(y)) | 5.6 dB |

**Uncertainty of Radiated Emission Measurement (18000 MHz ~ 40000 MHz)**

| | |
|---|---|
| Measuring Uncertainty for a Level of Confidence of 95% (U = 2Uc(y)) | 5.7 dB |

# Appendix A. Test Result of Conducted Test Items

| | | | | |
|---|---|---|---|---|
| Test Engineer: | Sylvia Li | Temperature: | 21~25 | °C |
| Test Date: | 2025/03/03~2025/03/31 | Relative Humidity: | 51~54 | % |

Report Number : FR4D0637E

## ***TEST RESULTS DATA***
## ***26dB and 99% OBW***

| U-NII-1 single antenna | | | | | | | | | | | | | | |
|---|---|---|---|---|---|---|---|---|---|---|---|---|---|---|
| Mod. | Data Rate | $N_{TX}$ | CH. | Freq. (MHz) | 99% Bandwidth (MHz) | | 26 dB Bandwidth (MHz) | | IC 99% Bandwidth Power Limit (dBm) | | IC 99% Bandwidth EIRP Limit (dBm) | | | Note |
| | | | | | Ant 4 | Ant 2 | Ant 4 | Ant 2 | Ant 4 | Ant 2 | Ant 4 | Ant 2 | | |
| 11a | 6Mbps | 1 | 36 | 5180 | 16.84 | - | 24.85 | - | - | | 22.26 | - | - | |
| 11a | 6Mbps | 1 | 44 | 5220 | 17.48 | - | 31.81 | - | - | | 22.43 | - | | |
| 11a | 6Mbps | 1 | 48 | 5240 | 17.48 | - | 30.42 | - | - | | 22.43 | - | | |
| HT20 | MCS0 | 1 | 36 | 5180 | 17.96 | - | 28.40 | - | - | | 22.54 | - | | |
| HT20 | MCS0 | 1 | 44 | 5220 | 18.16 | - | 29.62 | - | - | | 22.59 | - | | |
| HT20 | MCS0 | 1 | 48 | 5240 | 18.14 | - | 32.66 | - | - | | 22.59 | - | | |
| HT40 | MCS0 | 1 | 38 | 5190 | 37.08 | - | 67.79 | - | - | | 23.01 | - | | |
| HT40 | MCS0 | 1 | 46 | 5230 | 38.13 | - | 78.05 | - | - | | 23.01 | - | | |
| VHT80 | MCS0 | 1 | 42 | 5210 | 75.17 | - | 81.38 | - | - | | 23.01 | - | | |

## ***TEST RESULTS DATA***
## ***Average Power Table***

| FCC U-NII-1 single antenna | | | | | | | | | | | | | |
|---|---|---|---|---|---|---|---|---|---|---|---|---|---|
| Mod. | Data Rate | $N_{TX}$ | CH. | Freq. (MHz) | Average Conducted Power (dBm) | | | FCC Conducted Power Limit (dBm) | | DG (dBi) | | | Pass/Fail |
| | | | | | Ant 4 | Ant 2 | SUM | Ant 4 | Ant 2 | Ant 4 | Ant 2 | | |
| 11a | 6Mbps | 1 | 36 | 5180 | 17.20 | - | - | 24.00 | - | 0.74 | - | - | Pass |
| 11a | 6Mbps | 1 | 44 | 5220 | 18.90 | - | | 24.00 | - | 0.74 | - | | Pass |
| 11a | 6Mbps | 1 | 48 | 5240 | 18.90 | - | | 24.00 | - | 0.74 | - | | Pass |
| HT20 | MCS0 | 1 | 36 | 5180 | 17.60 | - | | 24.00 | - | 0.74 | - | | Pass |
| HT20 | MCS0 | 1 | 44 | 5220 | 18.90 | - | | 24.00 | - | 0.74 | - | | Pass |
| HT20 | MCS0 | 1 | 48 | 5240 | 18.90 | - | | 24.00 | - | 0.74 | - | | Pass |
| HT40 | MCS0 | 1 | 38 | 5190 | 16.00 | - | | 24.00 | - | 0.74 | - | | Pass |
| HT40 | MCS0 | 1 | 46 | 5230 | 18.60 | - | | 24.00 | - | 0.74 | - | | Pass |
| VHT20 | MCS0 | 1 | 36 | 5180 | 17.50 | - | | 24.00 | - | 0.74 | - | | Pass |
| VHT20 | MCS0 | 1 | 44 | 5220 | 18.80 | - | | 24.00 | - | 0.74 | - | | Pass |
| VHT20 | MCS0 | 1 | 48 | 5240 | 18.80 | - | | 24.00 | - | 0.74 | - | | Pass |
| VHT40 | MCS0 | 1 | 38 | 5190 | 15.90 | - | | 24.00 | - | 0.74 | - | | Pass |
| VHT40 | MCS0 | 1 | 46 | 5230 | 18.50 | - | | 24.00 | - | 0.74 | - | | Pass |
| VHT80 | MCS0 | 1 | 42 | 5210 | 13.30 | - | | 24.00 | - | 0.74 | - | | Pass |

Report Number : FR4D0637E

## ***TEST RESULTS DATA***
## ***Power Spectral Density***

| FCC U-NII-1 single antenna | | | | | | | | | | | | | | | |
|---|---|---|---|---|---|---|---|---|---|---|---|---|---|---|---|
| Mod. | Data Rate | $N_{TX}$ | CH. | Freq. (MHz) | Duty Factor (dB) | | Average Power Density with Duty Factor (dBm/MHz) | | | Average PSD Limit (dBm/MHz) | | DG (dBi) | | | Pass /Fail |
| | | | | | Ant 4 | Ant 2 | Ant 4 | Ant 2 | SUM | Ant 4 | Ant 2 | Ant 4 | Ant 2 | | |
| 11a | 6Mbps | 1 | 36 | 5180 | 0.11 | - | 6.48 | - | | 11.00 | - | 0.74 | - | | Pass |
| 11a | 6Mbps | 1 | 44 | 5220 | 0.11 | - | 8.10 | - | | 11.00 | - | 0.74 | - | | Pass |
| 11a | 6Mbps | 1 | 48 | 5240 | 0.11 | - | 8.15 | - | | 11.00 | - | 0.74 | - | | Pass |
| HT20 | MCS0 | 1 | 36 | 5180 | 0.12 | - | 6.75 | - | | 11.00 | - | 0.74 | - | | Pass |
| HT20 | MCS0 | 1 | 44 | 5220 | 0.12 | - | 7.55 | - | - | 11.00 | - | 0.74 | - | - | Pass |
| HT20 | MCS0 | 1 | 48 | 5240 | 0.12 | - | 7.82 | - | | 11.00 | - | 0.74 | - | | Pass |
| HT40 | MCS0 | 1 | 38 | 5190 | 0.23 | - | 2.53 | - | | 11.00 | - | 0.74 | - | | Pass |
| HT40 | MCS0 | 1 | 46 | 5230 | 0.23 | - | 5.22 | - | | 11.00 | - | 0.74 | - | | Pass |
| VHT80 | MCS0 | 1 | 42 | 5210 | 0.44 | - | -3.17 | - | | 11.00 | - | 0.74 | - | | Pass |

## ***TEST RESULTS DATA***
## ***26dB and 99% OBW***

| U-NII-2A single antenna | | | | | | | | | | | | | | | |
|---|---|---|---|---|---|---|---|---|---|---|---|---|---|---|---|
| Mod. | Data Rate | $N_{TX}$ | CH. | Freq. (MHz) | 99% Bandwidth (MHz) | | 26 dB Bandwidth (MHz) | | IC 99% Bandwidth Power Limit (dBm) | | IC 99% Bandwidth EIRP Limit (dBm) | | FCC 26dB Bandwidth Power Limit (dBm) | | Note |
| | | | | | Ant 4 | Ant 2 | Ant 4 | Ant 2 | Ant 4 | Ant 2 | Ant 4 | Ant 2 | Ant 4 | Ant 2 | |
| 11a | 6Mbps | 1 | 52 | 5260 | 17.43 | - | 31.38 | - | 23.41 | - | 29.41 | - | 23.98 | - | - |
| 11a | 6Mbps | 1 | 60 | 5300 | 17.35 | - | 32.72 | - | 23.39 | - | 29.39 | - | 23.98 | - | |
| 11a | 6Mbps | 1 | 64 | 5320 | 16.80 | - | 21.36 | - | 23.25 | - | 29.25 | - | 23.98 | - | |
| HT20 | MCS0 | 1 | 52 | 5260 | 18.26 | - | 32.24 | - | 23.62 | - | 29.62 | - | 23.98 | - | |
| HT20 | MCS0 | 1 | 60 | 5300 | 18.33 | - | 32.77 | - | 23.63 | - | 29.63 | - | 23.98 | - | |
| HT20 | MCS0 | 1 | 64 | 5320 | 17.85 | - | 23.32 | - | 23.52 | - | 29.52 | - | 23.98 | - | |
| HT40 | MCS0 | 1 | 54 | 5270 | 37.64 | - | 68.18 | - | 23.98 | - | 30.00 | - | 23.98 | - | |
| HT40 | MCS0 | 1 | 62 | 5310 | 36.79 | - | 41.70 | - | 23.98 | - | 30.00 | - | 23.98 | - | |
| VHT80 | MCS0 | 1 | 58 | 5290 | 75.21 | - | 81.25 | - | 23.98 | - | 30.00 | - | 23.98 | - | |

# ***TEST RESULTS DATA***
## ***Average Power Table***

| FCC U-NII-2A single antenna | | | | | | | | | | | | | |
|---|---|---|---|---|---|---|---|---|---|---|---|---|---|
| Mod. | Data Rate | $N_{TX}$ | CH. | Freq. (MHz) | Average Conducted Power (dBm) | | | FCC Conducted Power Limit (dBm) | | DG (dBi) | | EIRP Power Limit (dBm) | Pass/Fail |
| | | | | | Ant 4 | Ant 2 | SUM | Ant 4 | Ant 2 | Ant 4 | Ant 2 | | |
| 11a | 6Mbps | 1 | 52 | 5260 | 18.90 | - | - | 23.98 | - | 0.79 | - | 26.99 | Pass |
| 11a | 6Mbps | 1 | 60 | 5300 | 18.90 | - | | 23.98 | - | 0.79 | - | 26.99 | Pass |
| 11a | 6Mbps | 1 | 64 | 5320 | 16.20 | - | | 23.98 | - | 0.79 | - | 26.99 | Pass |
| HT20 | MCS0 | 1 | 52 | 5260 | 18.80 | - | | 23.98 | - | 0.79 | - | 26.99 | Pass |
| HT20 | MCS0 | 1 | 60 | 5300 | 18.90 | - | | 23.98 | - | 0.79 | - | 26.99 | Pass |
| HT20 | MCS0 | 1 | 64 | 5320 | 16.30 | - | | 23.98 | - | 0.79 | - | 26.99 | Pass |
| HT40 | MCS0 | 1 | 54 | 5270 | 17.90 | - | | 23.98 | - | 0.79 | - | 26.99 | Pass |
| HT40 | MCS0 | 1 | 62 | 5310 | 14.00 | - | | 23.98 | - | 0.79 | - | 26.99 | Pass |
| VHT20 | MCS0 | 1 | 52 | 5260 | 18.70 | - | | 23.98 | - | 0.79 | - | 26.99 | Pass |
| VHT20 | MCS0 | 1 | 60 | 5300 | 18.80 | - | | 23.98 | - | 0.79 | - | 26.99 | Pass |
| VHT20 | MCS0 | 1 | 64 | 5320 | 16.20 | - | | 23.98 | - | 0.79 | - | 26.99 | Pass |
| VHT40 | MCS0 | 1 | 54 | 5270 | 17.80 | - | | 23.98 | - | 0.79 | - | 26.99 | Pass |
| VHT40 | MCS0 | 1 | 62 | 5310 | 13.90 | - | | 23.98 | - | 0.79 | - | 26.99 | Pass |
| VHT80 | MCS0 | 1 | 58 | 5290 | 12.80 | - | | 23.98 | - | 0.79 | - | 26.99 | Pass |

Report Number : FR4D0637E

## ***TEST RESULTS DATA***
## ***Power Spectral Density***

| U-NII-2A single antenna | | | | | | | | | | | | | | | |
|---|---|---|---|---|---|---|---|---|---|---|---|---|---|---|---|
| Mod. | Data Rate | $N_{TX}$ | CH. | Freq. (MHz) | Duty Factor (dB) | | Average Power Density with Duty Factor (dBm/MHz) | | | Average PSD Limit (dBm/MHz) | | DG (dBi) | | | Pass /Fail |
| | | | | | Ant 4 | Ant 2 | Ant 4 | Ant 2 | SUM | Ant 4 | Ant 2 | Ant 4 | Ant 2 | | |
| 11a | 6Mbps | 1 | 52 | 5260 | 0.11 | - | 8.23 | - | | 11.00 | - | 0.79 | - | | Pass |
| 11a | 6Mbps | 1 | 60 | 5300 | 0.11 | - | 8.16 | - | | 11.00 | - | 0.79 | - | | Pass |
| 11a | 6Mbps | 1 | 64 | 5320 | 0.11 | - | 5.31 | - | | 11.00 | - | 0.79 | - | | Pass |
| HT20 | MCS0 | 1 | 52 | 5260 | 0.12 | - | 8.18 | - | | 11.00 | - | 0.79 | - | | Pass |
| HT20 | MCS0 | 1 | 60 | 5300 | 0.12 | - | 8.12 | - | - | 11.00 | - | 0.79 | - | - | Pass |
| HT20 | MCS0 | 1 | 64 | 5320 | 0.12 | - | 5.44 | - | | 11.00 | - | 0.79 | - | | Pass |
| HT40 | MCS0 | 1 | 54 | 5270 | 0.23 | - | 4.42 | - | | 11.00 | - | 0.79 | - | | Pass |
| HT40 | MCS0 | 1 | 62 | 5310 | 0.23 | - | 0.52 | - | | 11.00 | - | 0.79 | - | | Pass |
| VHT80 | MCS0 | 1 | 58 | 5290 | 0.44 | - | -3.90 | - | | 11.00 | - | 0.79 | - | | Pass |

## ***TEST RESULTS DATA***
## ***26dB and 99% OBW***

| U-NII-2C single antenna | | | | | | | | | | | | | | | | |
|---|---|---|---|---|---|---|---|---|---|---|---|---|---|---|---|---|
| Mod. | Data Rate | $N_{TX}$ | CH. | Freq. (MHz) | 99% Bandwidth In U-NII 2C (MHz) | | 26 dB Bandwidth In U-NII 2C (MHz) | | IC 99% Bandwidth Power Limit (dBm) | | IC 99% Bandwidth EIRP Limit (dBm) | | FCC 26dB Bandwidth Power Limit (dBm) | | 6 dB Bandwidth for Straddle Channel (MHz) | |
| | | | | | Ant 4 | Ant 2 | Ant 4 | Ant 2 | Ant 4 | Ant 2 | Ant 4 | Ant 2 | Ant 4 | Ant 2 | Ant 4 | Ant 2 |
| 11a | 6Mbps | 1 | 100 | 5500 | 16.81 | - | 25.87 | - | 23.26 | - | 29.26 | - | 23.98 | - | ---- | ---- |
| 11a | 6Mbps | 1 | 116 | 5580 | 17.08 | - | 30.20 | - | 23.33 | - | 29.33 | - | 23.98 | - | ---- | ---- |
| 11a | 6Mbps | 1 | 140 | 5700 | 16.71 | - | 20.02 | - | 23.23 | - | 29.23 | - | 23.98 | - | ---- | ---- |
| HT20 | MCS0 | 1 | 100 | 5500 | 17.84 | - | 23.21 | - | 23.51 | - | 29.51 | - | 23.98 | - | ---- | ---- |
| HT20 | MCS0 | 1 | 116 | 5580 | 18.25 | - | 32.17 | - | 23.61 | - | 29.61 | - | 23.98 | - | ---- | ---- |
| HT20 | MCS0 | 1 | 140 | 5700 | 17.81 | - | 20.53 | - | 23.51 | - | 29.51 | - | 23.98 | - | ---- | ---- |
| HT40 | MCS0 | 1 | 102 | 5510 | 36.71 | - | 44.22 | - | 23.98 | - | 30.00 | - | 23.98 | - | ---- | ---- |
| HT40 | MCS0 | 1 | 110 | 5550 | 37.83 | - | 73.47 | - | 23.98 | - | 30.00 | - | 23.98 | - | ---- | ---- |
| HT40 | MCS0 | 1 | 134 | 5670 | 37.05 | - | 69.25 | - | 23.98 | - | 30.00 | - | 23.98 | - | ---- | ---- |
| VHT80 | MCS0 | 1 | 106 | 5530 | 75.20 | - | 81.28 | - | 23.98 | - | 30.00 | - | 23.98 | - | ---- | ---- |
| VHT80 | MCS0 | 1 | 122 | 5610 | 75.50 | - | 126.85 | - | 23.98 | - | 30.00 | - | 23.98 | - | ---- | ---- |

| U-NII-2C straddle channel single antenna | | | | | | | | | | | | | | | | |
|---|---|---|---|---|---|---|---|---|---|---|---|---|---|---|---|---|
| Mod. | Data Rate | $N_{TX}$ | CH. | Freq. (MHz) | 99% Bandwidth In U-NII 2C (MHz) | | 26 dB Bandwidth In U-NII 2C (MHz) | | IC 99% Bandwidth Power Limit (dBm) | | IC 99% Bandwidth EIRP Limit (dBm) | | FCC 26dB Bandwidth Power Limit (dBm) | | 6 dB Bandwidth for Straddle Channel (MHz) | |
| | | | | | Ant 4 | Ant 2 | Ant 4 | Ant 2 | Ant 4 | Ant 2 | Ant 4 | Ant 2 | Ant 4 | Ant 2 | Ant 4 | Ant 2 |
| 11a | 6Mbps | 1 | 144 | 5720 | 13.65 | - | 20.42 | - | 23.39 | - | 29.39 | - | 23.98 | - | 2.48 | - |
| HT20 | MCS0 | 1 | 144 | 5720 | 14.10 | - | 21.81 | - | 23.60 | - | 29.60 | - | 23.98 | - | 2.535 | - |
| HT40 | MCS0 | 1 | 142 | 5710 | 34.02 | - | 53.83 | - | 23.98 | - | 30.00 | - | 23.98 | - | 2.523 | - |
| VHT80 | MCS0 | 1 | 138 | 5690 | 73.10 | - | 129.85 | - | 23.98 | - | 30.00 | - | 23.98 | - | 2.568 | - |
| 6dB Bandwidth Limit ≧ 500kHz | | | | | | | | | | | | | | | Pass | |

Report Number : FR4D0637E

## ***TEST RESULTS DATA***
## ***Average Power Table***

| FCC U-NII-2C single antenna | | | | | | | | | | | | | |
|---|---|---|---|---|---|---|---|---|---|---|---|---|---|
| Mod. | Data Rate | $N_{TX}$ | CH. | Freq. (MHz) | Average Conducted Power (dBm) | | | FCC Conducted Power Limit (dBm) | | DG (dBi) | | EIRP Power Limit (dBm) | Pass/Fail |
| | | | | | Ant 4 | Ant 2 | SUM | Ant 4 | Ant 2 | Ant 4 | Ant 2 | | |
| 11a | 6Mbps | 1 | 100 | 5500 | 17.40 | - | - | 23.98 | - | 2.47 | - | 26.99 | Pass |
| 11a | 6Mbps | 1 | 116 | 5580 | 18.80 | - | | 23.98 | - | 2.47 | - | 26.99 | Pass |
| 11a | 6Mbps | 1 | 140 | 5700 | 14.80 | - | | 23.98 | - | 2.47 | - | 26.99 | Pass |
| HT20 | MCS0 | 1 | 100 | 5500 | 16.30 | - | | 23.98 | - | 2.47 | - | 26.99 | Pass |
| HT20 | MCS0 | 1 | 116 | 5580 | 18.70 | - | | 23.98 | - | 2.47 | - | 26.99 | Pass |
| HT20 | MCS0 | 1 | 140 | 5700 | 14.50 | - | | 23.98 | - | 2.47 | - | 26.99 | Pass |
| HT40 | MCS0 | 1 | 102 | 5510 | 14.10 | - | | 23.98 | - | 2.47 | - | 26.99 | Pass |
| HT40 | MCS0 | 1 | 110 | 5550 | 18.70 | - | | 23.98 | - | 2.47 | - | 26.99 | Pass |
| HT40 | MCS0 | 1 | 134 | 5670 | 16.50 | - | | 23.98 | - | 2.47 | - | 26.99 | Pass |
| VHT20 | MCS0 | 1 | 100 | 5500 | 16.20 | - | | 23.98 | - | 2.47 | - | 26.99 | Pass |
| VHT20 | MCS0 | 1 | 116 | 5580 | 18.60 | - | | 23.98 | - | 2.47 | - | 26.99 | Pass |
| VHT20 | MCS0 | 1 | 140 | 5700 | 14.40 | - | | 23.98 | - | 2.47 | - | 26.99 | Pass |
| VHT40 | MCS0 | 1 | 102 | 5510 | 14.00 | - | | 23.98 | - | 2.47 | - | 26.99 | Pass |
| VHT40 | MCS0 | 1 | 110 | 5550 | 18.60 | - | | 23.98 | - | 2.47 | - | 26.99 | Pass |
| VHT40 | MCS0 | 1 | 134 | 5670 | 16.40 | - | | 23.98 | - | 2.47 | - | 26.99 | Pass |
| VHT80 | MCS0 | 1 | 106 | 5530 | 14.30 | - | | 23.98 | - | 2.47 | - | 26.99 | Pass |
| VHT80 | MCS0 | 1 | 122 | 5610 | 17.20 | - | | 23.98 | - | 2.47 | - | 26.99 | Pass |

| FCC U-NII-2C straddle channel single antenna | | | | | | | | | | | | | |
|---|---|---|---|---|---|---|---|---|---|---|---|---|---|
| Mod. | Data Rate | $N_{TX}$ | CH. | Freq. (MHz) | Average Conducted Power (dBm) | | | FCC Conducted Power Limit (dBm) | | DG (dBi) | | EIRP Power Limit (dBm) | Pass/Fail |
| | | | | | Ant 4 | Ant 2 | SUM | Ant 4 | Ant 2 | Ant 4 | Ant 2 | | |
| 11a | 6Mbps | 1 | 144 | 5720 | 18.90 | - | - | 23.98 | - | 2.47 | - | 26.99 | Pass |
| HT20 | MCS0 | 1 | 144 | 5720 | 18.70 | - | | 23.98 | - | 2.47 | - | 26.99 | Pass |
| HT40 | MCS0 | 1 | 142 | 5710 | 18.60 | - | | 23.98 | - | 2.47 | - | 26.99 | Pass |
| VHT20 | MCS0 | 1 | 144 | 5720 | 18.60 | - | | 23.98 | - | 2.47 | - | 26.99 | Pass |
| VHT40 | MCS0 | 1 | 142 | 5710 | 18.50 | - | | 23.98 | - | 2.47 | - | 26.99 | Pass |
| VHT80 | MCS0 | 1 | 138 | 5690 | 18.60 | - | | 23.98 | - | 2.47 | - | 26.99 | Pass |

Report Number : FR4D0637E

## ***TEST RESULTS DATA***
## ***Power Spectral Density***

| U-NII-2C single antenna | | | | | | | | | | | | | | | |
|---|---|---|---|---|---|---|---|---|---|---|---|---|---|---|---|
| Mod. | Data Rate | $N_{TX}$ | CH. | Freq. (MHz) | Duty Factor (dB) | | Average Power Density with Duty Factor (dBm/MHz) | | | Average PSD Limit (dBm/MHz) | | DG (dBi) | | | Pass /Fail |
| | | | | | Ant 4 | Ant 2 | Ant 4 | Ant 2 | SUM | Ant 4 | Ant 2 | Ant 4 | Ant 2 | | |
| 11a | 6Mbps | 1 | 100 | 5500 | 0.11 | - | 6.11 | - | | 11.00 | - | 2.47 | - | | Pass |
| 11a | 6Mbps | 1 | 116 | 5580 | 0.11 | - | 7.74 | - | | 11.00 | - | 2.47 | - | | Pass |
| 11a | 6Mbps | 1 | 140 | 5700 | 0.11 | - | 3.65 | - | | 11.00 | - | 2.47 | - | | Pass |
| HT20 | MCS0 | 1 | 100 | 5500 | 0.12 | - | 5.01 | - | | 11.00 | - | 2.47 | - | | Pass |
| HT20 | MCS0 | 1 | 116 | 5580 | 0.12 | - | 7.90 | - | | 11.00 | - | 2.47 | - | | Pass |
| HT20 | MCS0 | 1 | 140 | 5700 | 0.12 | - | 3.42 | - | - | 11.00 | - | 2.47 | - | - | Pass |
| HT40 | MCS0 | 1 | 102 | 5510 | 0.23 | - | -0.16 | - | | 11.00 | - | 2.47 | - | | Pass |
| HT40 | MCS0 | 1 | 110 | 5550 | 0.23 | - | 4.77 | - | | 11.00 | - | 2.47 | - | | Pass |
| HT40 | MCS0 | 1 | 134 | 5670 | 0.23 | - | 2.42 | - | | 11.00 | - | 2.47 | - | | Pass |
| VHT80 | MCS0 | 1 | 106 | 5530 | 0.44 | - | -2.72 | - | | 11.00 | - | 2.47 | - | | Pass |
| VHT80 | MCS0 | 1 | 122 | 5610 | 0.44 | - | 0.19 | - | | 11.00 | - | 2.47 | - | | Pass |

| U-NII-2C straddle channel single antenna | | | | | | | | | | | | | | | |
|---|---|---|---|---|---|---|---|---|---|---|---|---|---|---|---|
| Mod. | Data Rate | $N_{TX}$ | CH. | Freq. (MHz) | Duty Factor (dB) | | Average Power Density (dBm/MHz) | | | Average PSD Limit (dBm/MHz) | | DG (dBi) | | | Pass /Fail |
| | | | | | Ant 4 | Ant 2 | Ant 4 | Ant 2 | SUM | Ant 4 | Ant 2 | Ant 4 | Ant 2 | | |
| 11a | 6Mbps | 1 | 144 | 5720 | 0.11 | - | 7.96 | - | | 11.00 | - | 2.47 | - | | Pass |
| HT20 | MCS0 | 1 | 144 | 5720 | 0.12 | - | 7.79 | - | - | 11.00 | - | 2.47 | - | - | Pass |
| HT40 | MCS0 | 1 | 142 | 5710 | 0.23 | - | 4.94 | - | | 11.00 | - | 2.47 | - | | Pass |
| VHT80 | MCS0 | 1 | 138 | 5690 | 0.44 | - | 1.69 | - | | 11.00 | - | 2.47 | - | | Pass |

## Test Result of 26dB & 99% Occupied Bandwidth

**<802.11a>**

| 26dB Bandwidth | 99% Occupied Bandwidth |
|---|---|
| 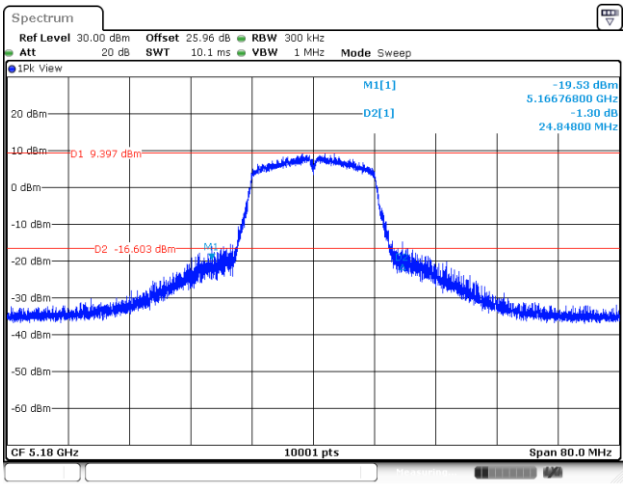 | 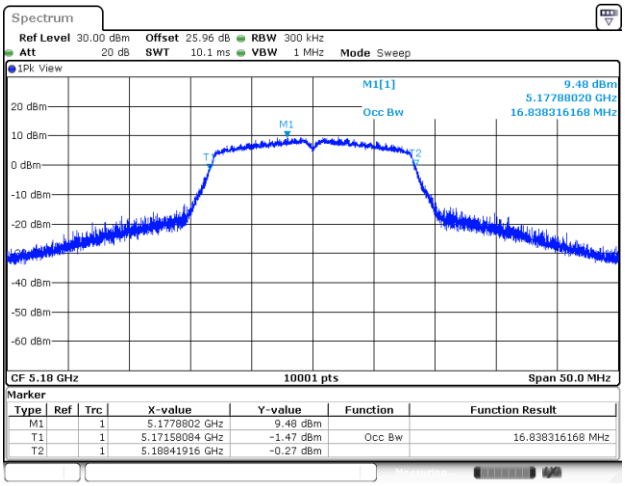 |





Note: The occupied channel bandwidth is maintained within the band of operation for all of the modulations.

**<802.11n HT20>**

| 26dB Bandwidth | 99% Occupied Bandwidth |
|---|---|
| 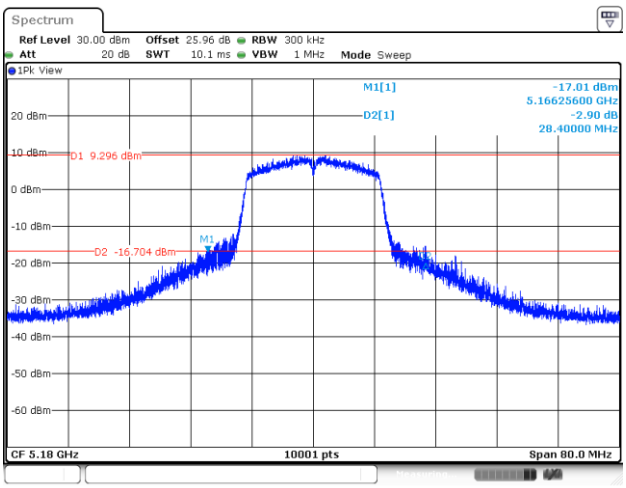 | 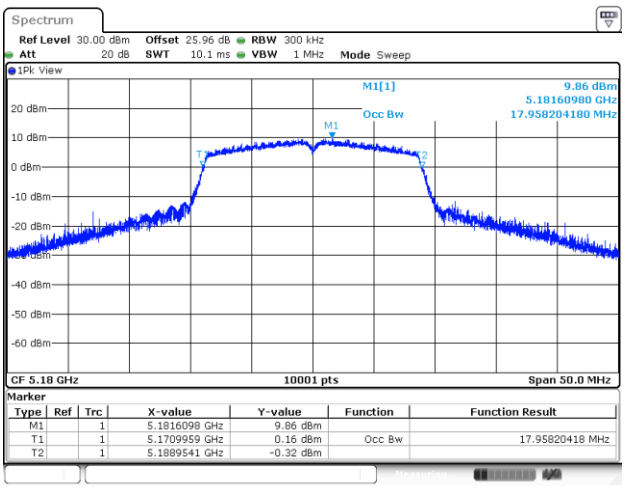 |





Note: The occupied channel bandwidth is maintained within the band of operation for all of the modulations.

**<802.11n HT40>**

| 26dB Bandwidth | 99% Occupied Bandwidth |
|---|---|
| 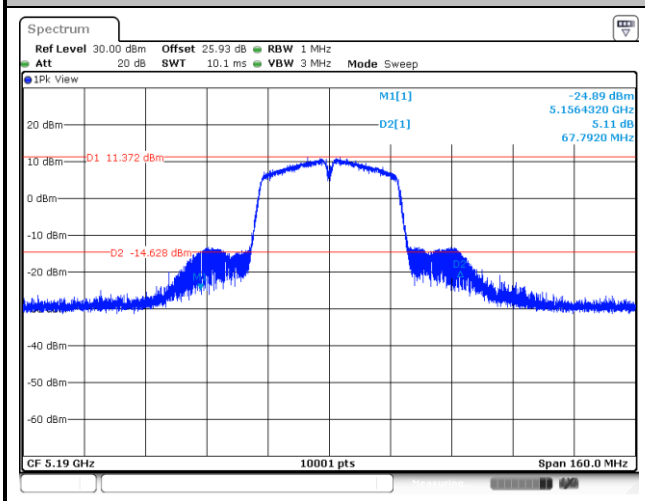 | 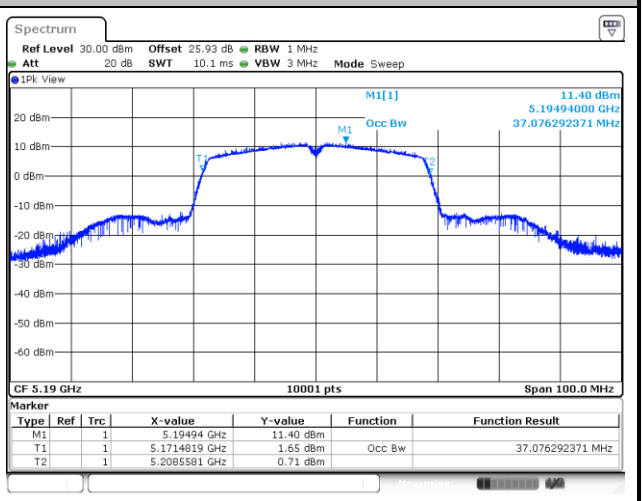 |





Note: The occupied channel bandwidth is maintained within the band of operation for all of the modulations.

**<802.11ac VHT80>**

| 26dB Bandwidth | 99% Occupied Bandwidth |
|---|---|
| 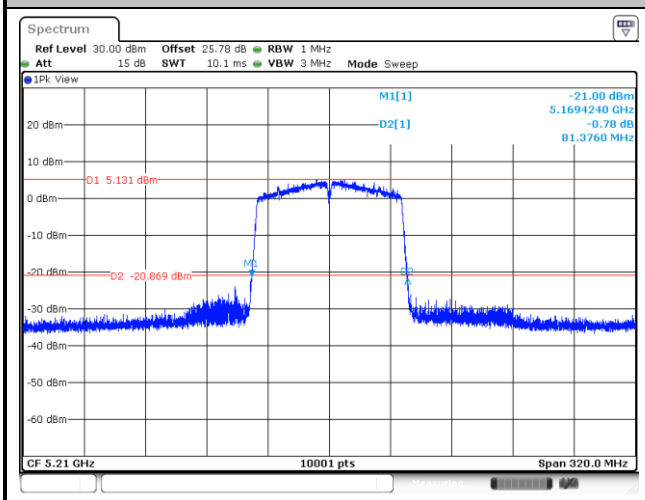 | 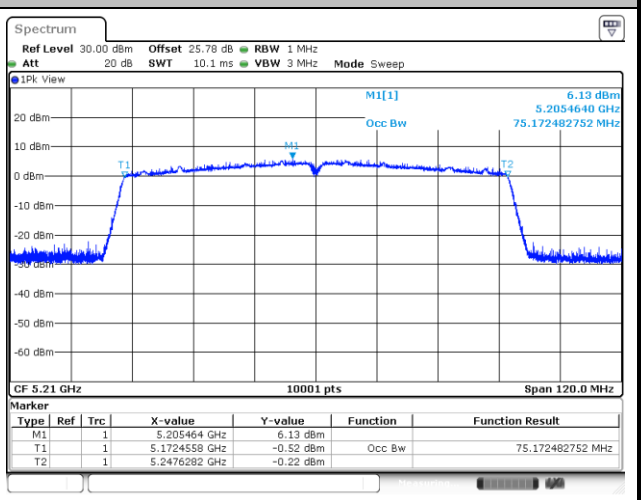 |





Note: The occupied channel bandwidth is maintained within the band of operation for all of the modulations.

## Test Result of Power Spectral Density

**<802.11a>**

**Maximum Power Density Plot (dBm/MHz)**

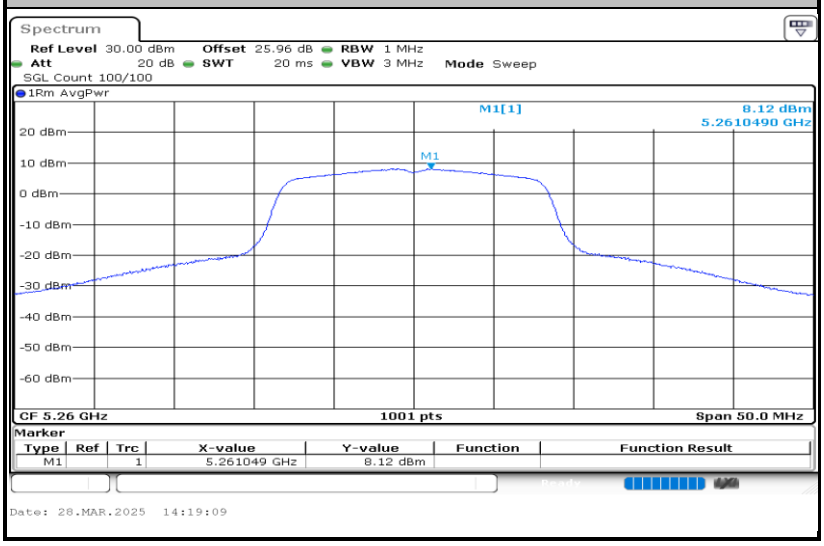


**<802.11n HT20>**

**Maximum Power Density Plot (dBm/MHz)**

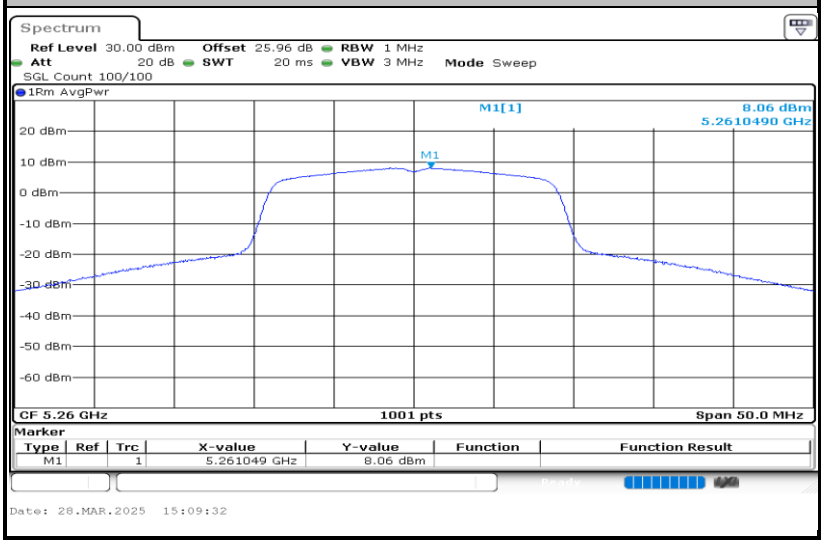

**<802.11n HT40>**

**Maximum Power Density Plot (dBm/MHz)**

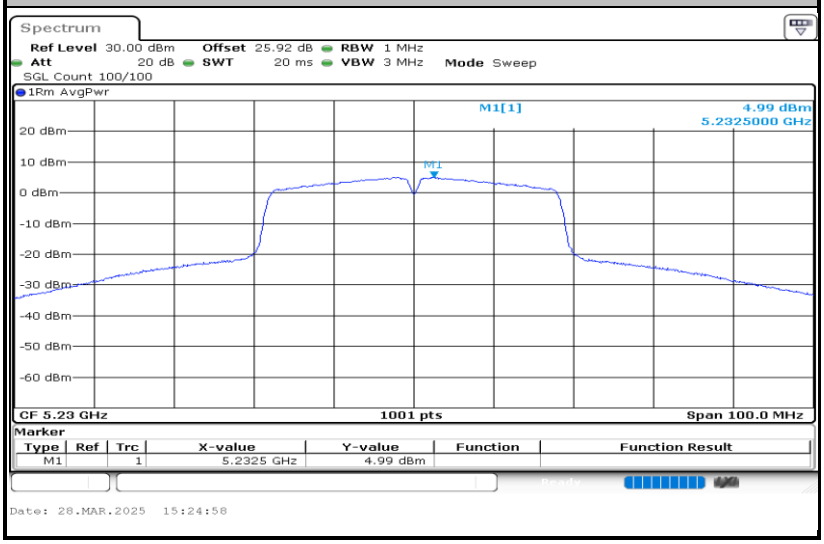


**<802.11ac VHT80>**

**Maximum Power Density Plot (dBm/MHz)**

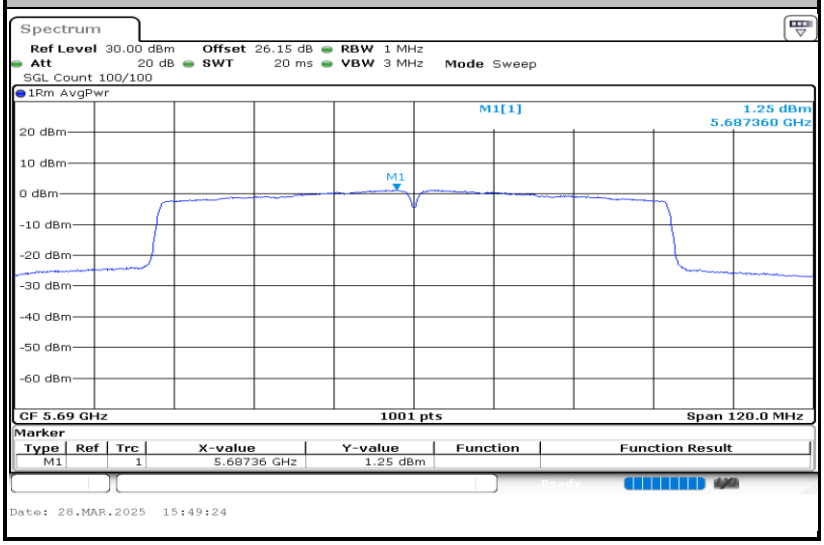

# Appendix B. AC Conducted Emission Test Results

| | | | |
|---|---|---|---|
| **Test Engineer :** | Howard Huang | **Temperature :** | 21.2~24.5℃ |
| | | **Relative Humidity :** | 50.4~58.2% |

# EUT Information

| | |
|---|---|
| Report NO : | 4D0637 |
| Test Mode : | Mode 1 |
| Test Voltage : | 120Vac/60Hz |
| Phase : | Line |

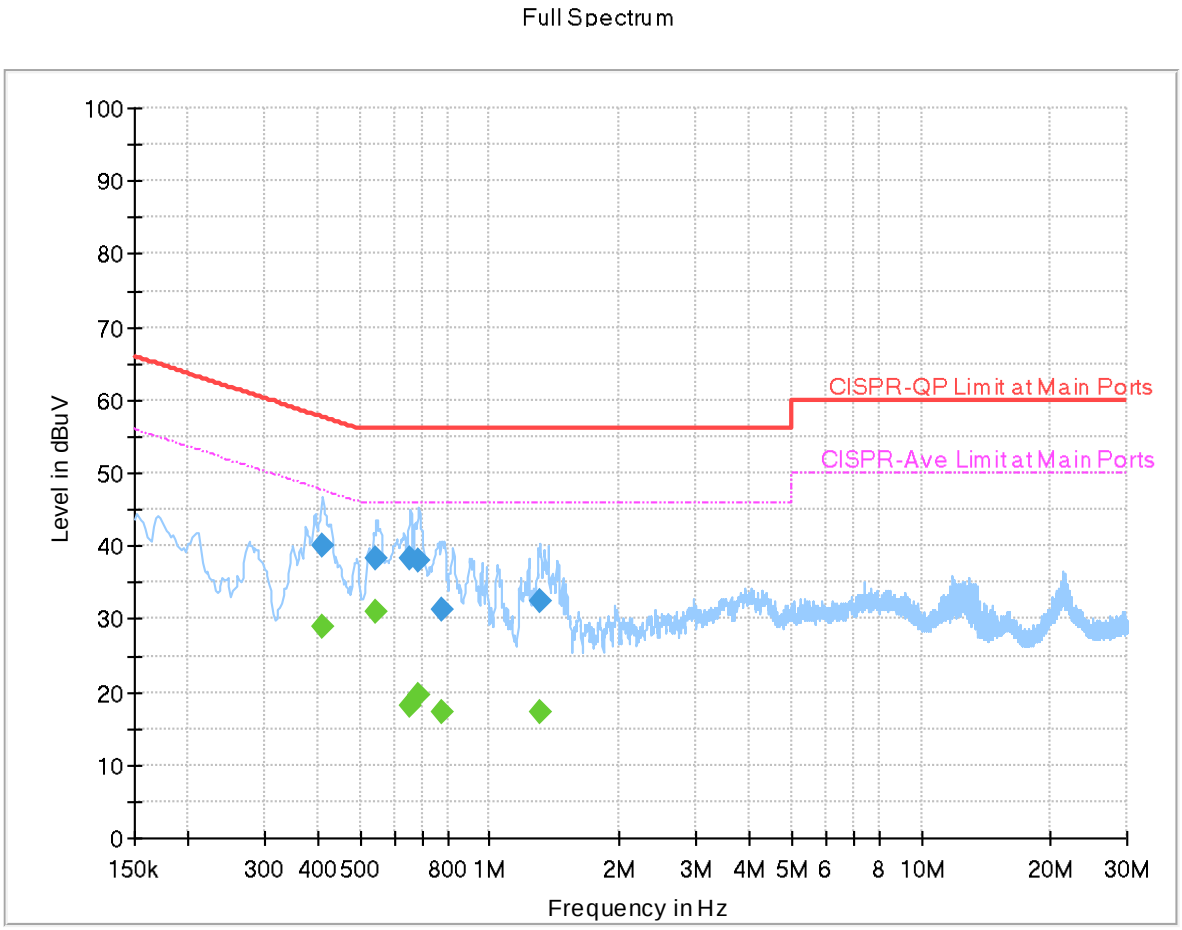


# Final_Result

| Frequency (MHz) | QuasiPeak (dBuV) | CAverage (dBuV) | Limit (dBuV) | Margin (dB) | Line | PE | Corr. (dB) |
|---|---|---|---|---|---|---|---|
| 0.411000 | --- | 29.09 | 47.63 | 18.54 | L1 | FLO | 20.0 |
| 0.411000 | 40.10 | --- | 57.63 | 17.53 | L1 | FLO | 20.0 |
| 0.546000 | --- | 31.04 | 46.00 | 14.96 | L1 | FLO | 20.0 |
| 0.546000 | 38.24 | --- | 56.00 | 17.76 | L1 | FLO | 20.0 |
| 0.654000 | --- | 18.22 | 46.00 | 27.78 | L1 | FLO | 20.0 |
| 0.654000 | 38.17 | --- | 56.00 | 17.83 | L1 | FLO | 20.0 |
| 0.683250 | --- | 19.62 | 46.00 | 26.38 | L1 | FLO | 20.0 |
| 0.683250 | 37.89 | --- | 56.00 | 18.11 | L1 | FLO | 20.0 |
| 0.773250 | --- | 17.35 | 46.00 | 28.65 | L1 | FLO | 20.0 |
| 0.773250 | 31.21 | --- | 56.00 | 24.79 | L1 | FLO | 20.0 |
| 1.308750 | --- | 17.37 | 46.00 | 28.63 | L1 | FLO | 20.0 |
| 1.308750 | 32.50 | --- | 56.00 | 23.50 | L1 | FLO | 20.0 |

# EUT Information

| | |
|---|---|
| Report NO : | 4D0637 |
| Test Mode : | Mode 1 |
| Test Voltage : | 120Vac/60Hz |
| Phase : | Neutral |

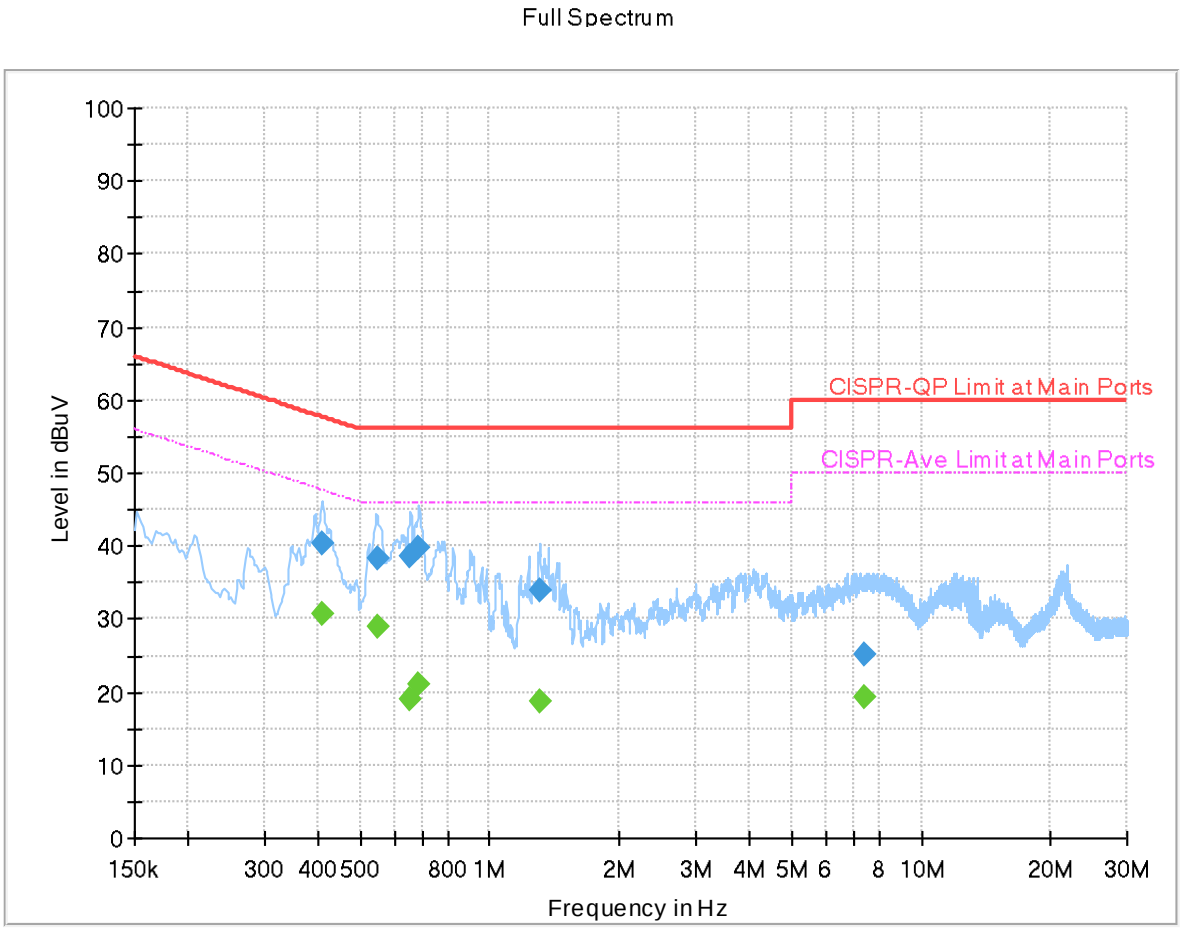


# Final_Result

| Frequency (MHz) | QuasiPeak (dBuV) | CAverage (dBuV) | Limit (dBuV) | Margin (dB) | Line | PE | Corr. (dB) |
|---|---|---|---|---|---|---|---|
| 0.411000 | --- | 30.63 | 47.63 | 17.00 | N | FLO | 20.0 |
| 0.411000 | 40.49 | --- | 57.63 | 17.14 | N | FLO | 20.0 |
| 0.548250 | --- | 29.06 | 46.00 | 16.94 | N | FLO | 20.0 |
| 0.548250 | 38.35 | --- | 56.00 | 17.65 | N | FLO | 20.0 |
| 0.654000 | --- | 19.05 | 46.00 | 26.95 | N | FLO | 20.0 |
| 0.654000 | 38.66 | --- | 56.00 | 17.34 | N | FLO | 20.0 |
| 0.683250 | --- | 21.07 | 46.00 | 24.93 | N | FLO | 20.0 |
| 0.683250 | 39.66 | --- | 56.00 | 16.34 | N | FLO | 20.0 |
| 1.306500 | --- | 18.61 | 46.00 | 27.39 | N | FLO | 20.0 |
| 1.306500 | 33.78 | --- | 56.00 | 22.22 | N | FLO | 20.0 |
| 7.352250 | --- | 19.19 | 50.00 | 30.81 | N | FLO | 20.3 |
| 7.352250 | 25.22 | --- | 60.00 | 34.78 | N | FLO | 20.3 |

# Appendix C. Radiated Spurious Emission Test Data

| | | | |
|---|---|---|---|
| **Test Engineer :** | John Chuang, David Dai and Sam Chou | **Temperature :** | 19.3~22.7°C |
| | | **Relative Humidity :** | 64.8~70.3% |

## Note symbol

| | |
|---|---|
| -L | **Low channel location** |
| -R | **High channel location** |

## C1. Radiated Spurious Emission Test Modes

| Mode | Band | Band (GHz) | Antenna | Modulation | Channel | Frequency | Data Rate | RU | Remark |
|---|---|---|---|---|---|---|---|---|---|
| Mode 1 | U-NII-1 | 5.15-5.25 | 4 | 802.11a | 36 | 5180 | 6Mbps | - | - |
| Mode 2 | U-NII-1 | 5.15-5.25 | 4 | 802.11a | 44 | 5220 | 6Mbps | - | - |
| Mode 3 | U-NII-1 | 5.15-5.25 | 4 | 802.11a | 48 | 5240 | 6Mbps | - | - |
| Mode 4 | U-NII-1 | 5.15-5.25 | 4 | 802.11n HT20 | 36 | 5180 | MCS0 | - | - |
| Mode 5 | U-NII-1 | 5.15-5.25 | 4 | 802.11n HT20 | 44 | 5220 | MCS0 | - | - |
| Mode 6 | U-NII-1 | 5.15-5.25 | 4 | 802.11n HT20 | 48 | 5240 | MCS0 | - | - |
| Mode 7 | U-NII-1 | 5.15-5.25 | 4 | 802.11n HT40 | 38 | 5190 | MCS0 | - | - |
| Mode 8 | U-NII-1 | 5.15-5.25 | 4 | 802.11n HT40 | 46 | 5230 | MCS0 | - | - |
| Mode 9 | U-NII-1 | 5.15-5.25 | 4 | 802.11ac VHT80 | 42 | 5210 | MCS0 | - | - |
| Mode 10 | U-NII-2A | 5.25-5.35 | 4 | 802.11a | 52 | 5260 | 6Mbps | - | - |
| Mode 11 | U-NII-2A | 5.25-5.35 | 4 | 802.11a | 60 | 5300 | 6Mbps | - | - |
| Mode 12 | U-NII-2A | 5.25-5.35 | 4 | 802.11a | 64 | 5320 | 6Mbps | - | - |
| Mode 13 | U-NII-2A | 5.25-5.35 | 4 | 802.11n HT20 | 52 | 5260 | MCS0 | - | - |
| Mode 14 | U-NII-2A | 5.25-5.35 | 4 | 802.11n HT20 | 60 | 5300 | MCS0 | - | - |
| Mode 15 | U-NII-2A | 5.25-5.35 | 4 | 802.11n HT20 | 64 | 5320 | MCS0 | - | - |
| Mode 16 | U-NII-2A | 5.25-5.35 | 4 | 802.11n HT40 | 54 | 5270 | MCS0 | - | - |
| Mode 17 | U-NII-2A | 5.25-5.35 | 4 | 802.11n HT40 | 62 | 5310 | MCS0 | - | - |
| Mode 18 | U-NII-2A | 5.25-5.35 | 4 | 802.11ac VHT80 | 58 | 5290 | MCS0 | - | - |
| Mode 19 | U-NII-2C | 5.47-5.725 | 4 | 802.11a | 100 | 5500 | 6Mbps | - | - |
| Mode 20 | U-NII-2C | 5.47-5.725 | 4 | 802.11a | 116 | 5580 | 6Mbps | - | - |
| Mode 21 | U-NII-2C | 5.47-5.725 | 4 | 802.11a | 140 | 5700 | 6Mbps | - | - |
| Mode 22 | U-NII-2C | 5.47-5.725 | 4 | 802.11n HT20 | 100 | 5500 | MCS0 | - | - |

| Mode | Band | Band (GHz) | Antenna | Modulation | Channel | Frequency | Data Rate | RU | Remark |
|---|---|---|---|---|---|---|---|---|---|
| Mode 23 | U-NII-2C | 5.47-5.725 | 4 | 802.11n HT20 | 116 | 5580 | MCS0 | - | - |
| Mode 24 | U-NII-2C | 5.47-5.725 | 4 | 802.11n HT20 | 140 | 5700 | MCS0 | - | - |
| Mode 25 | U-NII-2C | 5.47-5.725 | 4 | 802.11n HT40 | 102 | 5510 | MCS0 | - | - |
| Mode 26 | U-NII-2C | 5.47-5.725 | 4 | 802.11n HT40 | 110 | 5550 | MCS0 | - | - |
| Mode 27 | U-NII-2C | 5.47-5.725 | 4 | 802.11n HT40 | 134 | 5670 | MCS0 | - | - |
| Mode 28 | U-NII-2C | 5.47-5.725 | 4 | 802.11ac VHT80 | 106 | 5530 | MCS0 | - | - |
| Mode 29 | U-NII-2C | 5.47-5.725 | 4 | 802.11ac VHT80 | 122 | 5610 | MCS0 | - | - |
| Mode 30 | U-NII-2C | 5.47-5.725 | 4 | 802.11a | 144 | 5720 | 6Mbps | - | - |
| Mode 31 | U-NII-2C | 5.47-5.725 | 4 | 802.11n HT20 | 144 | 5720 | MCS0 | - | - |
| Mode 32 | U-NII-2C | 5.47-5.725 | 4 | 802.11n HT40 | 142 | 5710 | MCS0 | - | - |
| Mode 33 | U-NII-2C | 5.47-5.725 | 4 | 802.11ac VHT80 | 138 | 5690 | MCS0 | - | - |
| Mode 35 | U-NII-2A | 5.25-5.35 | 4 | 802.11a | 64 | 5320 | 6Mbps | - | LF |

## C2. Summary of each worse mode

| Mode | Modulation | Ch. | Freq. (MHz) | Level (dBuV/m) | Limit (dBuV/m) | Margin (dB) | Pol. | Peak Avg. | Result | RU | Remark |
|---|---|---|---|---|---|---|---|---|---|---|---|
| 1 | 802.11a | 36 | 5149.76 | 50.54 | 54.00 | -3.46 | H | Avg. | Pass | - | Band Edge |
| | 802.11a | 36 | 15540.00 | 43.38 | 54.00 | -10.62 | H | Avg. | Pass | - | Harmonic |
| 2 | 802.11a | 44 | 5149.82 | 40.93 | 54.00 | -13.07 | H | Avg. | Pass | - | Band Edge |
| | 802.11a | 44 | 15660.00 | 43.36 | 54.00 | -10.64 | H | Avg. | Pass | - | Harmonic |
| 3 | 802.11a | 48 | 5350.66 | 40.56 | 54.00 | -13.44 | H | Avg. | Pass | - | Band Edge |
| | 802.11a | 48 | 15720.00 | 43.46 | 54.00 | -10.54 | H | Avg. | Pass | - | Harmonic |
| 4 | 802.11n HT20 | 36 | 5149.94 | 50.37 | 54.00 | -3.63 | H | Avg. | Pass | - | Band Edge |
| | 802.11n HT20 | 36 | 15540.00 | 43.37 | 54.00 | -10.63 | H | Avg. | Pass | - | Harmonic |
| 5 | 802.11n HT20 | 44 | 5147.40 | 41.26 | 54.00 | -12.74 | H | Avg. | Pass | - | Band Edge |
| | 802.11n HT20 | 44 | 15660.00 | 43.51 | 54.00 | -10.49 | V | Avg. | Pass | - | Harmonic |
| 6 | 802.11n HT20 | 48 | 5351.32 | 40.68 | 54.00 | -13.32 | H | Avg. | Pass | - | Band Edge |
| | 802.11n HT20 | 48 | 15720.00 | 43.85 | 54.00 | -10.15 | H | Avg. | Pass | - | Harmonic |
| 7 | 802.11n HT40 | 38 | 5148.77 | 50.89 | 54.00 | -3.11 | H | Avg. | Pass | - | Band Edge |
| | 802.11n HT40 | 38 | 15570.00 | 43.14 | 54.00 | -10.86 | H | Avg. | Pass | - | Harmonic |
| 8 | 802.11n HT40 | 46 | 5149.73 | 46.73 | 54.00 | -7.27 | H | Avg. | Pass | - | Band Edge |
| | 802.11n HT40 | 46 | 15690.00 | 43.00 | 54.00 | -11.00 | H | Avg. | Pass | - | Harmonic |

| Mode | Modulation | Ch. | Freq. (MHz) | Level (dBuV/m) | Limit (dBuV/m) | Margin (dB) | Pol. | Peak Avg. | Result | RU | Remark |
|---|---|---|---|---|---|---|---|---|---|---|---|
| 9 | 802.11ac VHT80 | 42 | 5146.79 | 50.51 | 54.00 | -3.49 | H | Avg. | Pass | - | Band Edge |
| | 802.11ac VHT80 | 42 | 15630.00 | 43.82 | 54.00 | -10.18 | H | Avg. | Pass | - | Harmonic |
| 10 | 802.11a | 52 | 5350.20 | 41.74 | 54.00 | -12.26 | H | Avg. | Pass | - | Band Edge |
| | 802.11a | 52 | 15780.00 | 43.46 | 54.00 | -10.54 | V | Avg. | Pass | - | Harmonic |
| 11 | 802.11a | 60 | 5350.56 | 49.75 | 54.00 | -4.25 | H | Avg. | Pass | - | Band Edge |
| | 802.11a | 60 | 15900.00 | 43.57 | 54.00 | -10.43 | V | Avg. | Pass | - | Harmonic |
| 12 | 802.11a | 64 | 5350.38 | 50.89 | 54.00 | -3.11 | H | Avg. | Pass | - | Band Edge |
| | 802.11a | 64 | 15960.00 | 43.74 | 54.00 | -10.26 | V | Avg. | Pass | - | Harmonic |
| 13 | 802.11n HT20 | 52 | 5351.40 | 42.15 | 54.00 | -11.85 | H | Avg. | Pass | - | Band Edge |
| | 802.11n HT20 | 52 | 15780.00 | 43.51 | 54.00 | -10.49 | V | Avg. | Pass | - | Harmonic |
| 14 | 802.11n HT20 | 60 | 5350.24 | 48.00 | 54.00 | -6.00 | H | Avg. | Pass | - | Band Edge |
| | 802.11n HT20 | 60 | 15900.00 | 43.75 | 54.00 | -10.25 | V | Avg. | Pass | - | Harmonic |
| 15 | 802.11n HT20 | 64 | 5350.94 | 50.74 | 54.00 | -3.26 | H | Avg. | Pass | - | Band Edge |
| | 802.11n HT20 | 64 | 15960.00 | 43.59 | 54.00 | -10.41 | V | Avg. | Pass | - | Harmonic |
| 16 | 802.11n HT40 | 54 | 5351.32 | 50.32 | 54.00 | -3.68 | H | Avg. | Pass | - | Band Edge |
| | 802.11n HT40 | 54 | 15810.00 | 42.96 | 54.00 | -11.04 | H | Avg. | Pass | - | Harmonic |
| 17 | 802.11n HT40 | 62 | 5350.50 | 50.19 | 54.00 | -3.81 | H | Avg. | Pass | - | Band Edge |
| | 802.11n HT40 | 62 | 15930.00 | 43.30 | 54.00 | -10.70 | V | Avg. | Pass | - | Harmonic |
| 18 | 802.11ac VHT80 | 58 | 5350.69 | 50.72 | 54.00 | -3.28 | H | Avg. | Pass | - | Band Edge |
| | 802.11ac VHT80 | 58 | 15870.00 | 43.76 | 54.00 | -10.24 | V | Avg. | Pass | - | Harmonic |
| 19 | 802.11a | 100 | 5468.50 | 64.17 | 68.20 | -4.03 | H | Peak | Pass | - | Band Edge |
| | 802.11a | 100 | 11000.00 | 42.60 | 54.00 | -11.40 | H | Avg. | Pass | - | Harmonic |
| 20 | 802.11a | 116 | 5458.10 | 39.87 | 54.00 | -14.13 | H | Avg. | Pass | - | Band Edge |
| | 802.11a | 116 | 11160.00 | 42.49 | 54.00 | -11.51 | V | Avg. | Pass | - | Harmonic |
| 21 | 802.11a | 140 | 5725.55 | 63.79 | 68.20 | -4.41 | V | Peak | Pass | - | Band Edge |
| | 802.11a | 140 | 11400.00 | 42.64 | 54.00 | -11.36 | V | Avg. | Pass | - | Harmonic |
| 22 | 802.11n HT20 | 100 | 5465.35 | 62.67 | 68.20 | -5.53 | H | Peak | Pass | - | Band Edge |
| | 802.11n HT20 | 100 | 11000.00 | 42.33 | 54.00 | -11.67 | H | Avg. | Pass | - | Harmonic |
| 23 | 802.11n HT20 | 116 | 5459.71 | 39.96 | 54.00 | -14.04 | H | Avg. | Pass | - | Band Edge |
| | 802.11n HT20 | 116 | 11160.00 | 42.40 | 54.00 | -11.60 | H | Avg. | Pass | - | Harmonic |
| 24 | 802.11n HT20 | 140 | 5726.13 | 63.34 | 68.20 | -4.86 | V | Peak | Pass | - | Band Edge |
| | 802.11n HT20 | 140 | 11400.00 | 42.67 | 54.00 | -11.33 | V | Avg. | Pass | - | Harmonic |

| Mode | Modulation | Ch. | Freq. (MHz) | Level (dBuV/m) | Limit (dBuV/m) | Margin (dB) | Pol. | Peak Avg. | Result | RU | Remark |
|---|---|---|---|---|---|---|---|---|---|---|---|
| 25 | 802.11n HT40 | 102 | 5469.20 | 64.10 | 68.20 | -4.10 | H | Peak | Pass | - | Band Edge |
| | 802.11n HT40 | 102 | 11020.00 | 41.89 | 54.00 | -12.11 | V | Avg. | Pass | - | Harmonic |
| 26 | 802.11n HT40 | 110 | 5467.20 | 61.99 | 68.20 | -6.21 | H | Peak | Pass | - | Band Edge |
| | 802.11n HT40 | 110 | 11100.00 | 42.08 | 54.00 | -11.92 | V | Avg. | Pass | - | Harmonic |
| 27 | 802.11n HT40 | 134 | 5725.39 | 64.70 | 68.20 | -3.50 | V | Peak | Pass | - | Band Edge |
| | 802.11n HT40 | 134 | 11340.00 | 42.19 | 54.00 | -11.81 | V | Avg. | Pass | - | Harmonic |
| 28 | 802.11ac VHT80 | 106 | 5458.54 | 48.89 | 54.00 | -5.11 | H | Avg. | Pass | - | Band Edge |
| | 802.11ac VHT80 | 106 | 11060.00 | 42.44 | 54.00 | -11.56 | H | Avg. | Pass | - | Harmonic |
| 29 | 802.11ac VHT80 | 122 | 5731.83 | 63.76 | 68.20 | -4.44 | V | Peak | Pass | - | Band Edge |
| | 802.11ac VHT80 | 122 | 11220.00 | 42.58 | 54.00 | -11.42 | V | Avg. | Pass | - | Harmonic |
| 30 | 802.11a | 144 | 5457.64 | 37.39 | 54.00 | -16.61 | V | Avg. | Pass | - | Band Edge |
| | 802.11a | 144 | 11440.00 | 42.42 | 54.00 | -11.58 | H | Avg. | Pass | - | Harmonic |
| 31 | 802.11n HT20 | 144 | 5456.47 | 37.35 | 54.00 | -16.65 | H | Avg. | Pass | - | Band Edge |
| | 802.11n HT20 | 144 | 11440.00 | 42.58 | 54.00 | -11.42 | V | Avg. | Pass | - | Harmonic |
| 32 | 802.11n HT40 | 142 | 5456.86 | 37.94 | 54.00 | -16.06 | V | Avg. | Pass | - | Band Edge |
| | 802.11n HT40 | 142 | 11420.00 | 42.66 | 54.00 | -11.34 | V | Avg. | Pass | - | Harmonic |
| 33 | 802.11ac VHT80 | 138 | 5859.40 | 59.49 | 68.20 | -8.71 | V | Peak | Pass | - | Band Edge |
| | 802.11ac VHT80 | 138 | 11380.00 | 42.89 | 54.00 | -11.11 | H | Avg. | Pass | - | Harmonic |
| 35 | LF | 64 | 84.32 | 29.96 | 40.00 | -10.04 | V | QP | Pass | - | LF |

| Mode | 1 | |
|---|---|---|
| | Band Edge | |
| | U-NII-1_5.15-5.25_802.11a_CH36_5180MHz | |
| ANT | 4 | |
| Pol. | Horizontal | Fundamental |
| Peak | 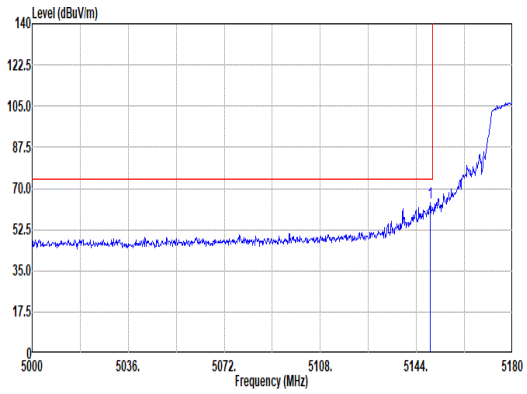 <br>Site : 03CH20-HY<br>Condition: PEAK_BE_74 3m HF_9120D_02360_241101 HORIZONTAL<br>: RBW:1000.000kHz VBW:3000.000kHz SWT:Auto<br><br>Freq Level Limit Line Margin Read Level Ant Factor Cable Loss Preamp Factor Aux Factor APos TPos Remark<br>MHz dBuV/m dBuV/m dB dBuV dB/m dB dB dB cm deg<br>1 5149.22 64.09 74.00 -9.91 55.73 33.30 12.80 37.74 0.00 110 70 PEAK | 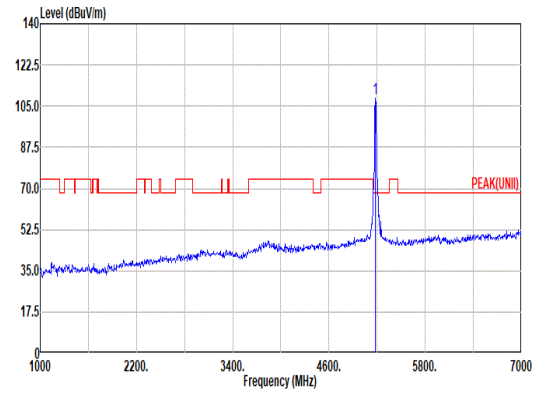 <br>Site : 03CH20-HY<br>Condition: PEAK(UNII) 3m HF_9120D_02360_241101 HORIZONTAL<br>: RBW:1000.000kHz VBW:3000.000kHz SWT:Auto<br><br>Freq Level Limit Line Margin Read Level Ant Factor Cable Loss Preamp Factor Aux Factor APos TPos Remark<br>MHz dBuV/m dBuV/m dB dBuV dB/m dB dB dB cm deg<br>1 5180.00 108.53 ------ ------ 100.46 32.98 12.85 37.76 0.00 110 70 PEAK |
| Avg | 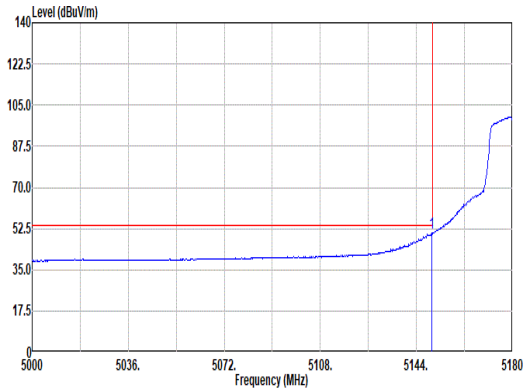 <br>Site : 03CH20-HY<br>Condition: AVG_BE_54 3m HF_9120D_02360_241101 HORIZONTAL<br>: RBW:1000.000kHz VBW:0.750kHz SWT:Auto<br><br>Freq Level Limit Line Margin Read Level Ant Factor Cable Loss Preamp Factor Aux Factor APos TPos Remark<br>MHz dBuV/m dBuV/m dB dBuV dB/m dB dB dB cm deg<br>1 5149.76 50.54 54.00 -3.46 42.18 33.30 12.80 37.74 0.00 110 70 AVERAGE | 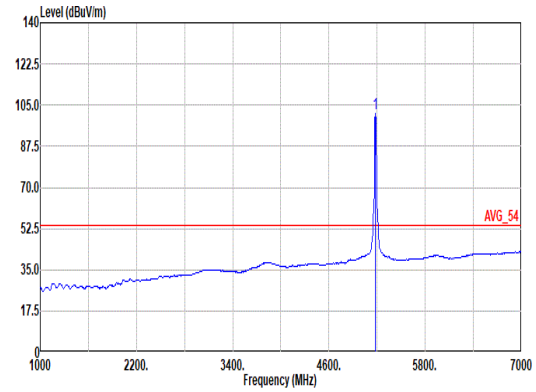 <br>Site : 03CH20-HY<br>Condition: AVG_54 3m HF_9120D_02360_241101 HORIZONTAL<br>: RBW:1000.000kHz VBW:0.750kHz SWT:Auto<br><br>Freq Level Limit Line Margin Read Level Ant Factor Cable Loss Preamp Factor Aux Factor APos TPos Remark<br>MHz dBuV/m dBuV/m dB dBuV dB/m dB dB dB cm deg<br>1 5180.00 101.40 ------ ------ 93.33 32.98 12.85 37.76 0.00 110 70 AVERAGE |

| Mode | 1 | |
|---|---|---|
| | Band Edge | |
| | U-NII-1_5.15-5.25_802.11a_CH36_5180MHz | |
| ANT | 4 | |
| Pol. | Vertical | Fundamental |
| Peak | 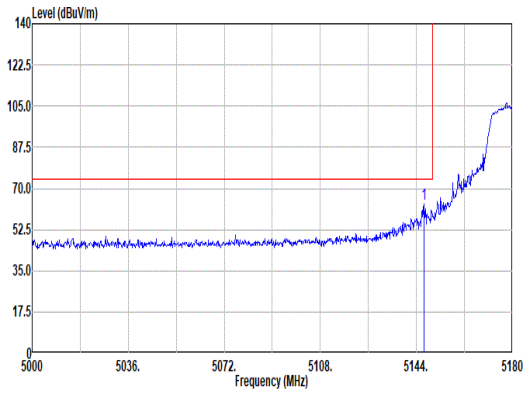 <br>Site : 03CH20-HY<br>Condition: PEAK_BE_74 3m HF_9120D_02360_241101 VERTICAL<br>: RBW:1000.000kHz VBW:3000.000kHz SWT:Auto<br><br>Limit Read Ant Cable Preamp Aux APos TPos<br>Freq Level Line Margin Level Factor Loss Factor Factor Remark<br>MHz dBuV/m dBuV/m dB dBuV dB/m dB dB dB cm deg<br>1 5146.88 63.15 74.00 -10.85 54.80 33.29 12.80 37.74 0.00 104 307 PEAK | 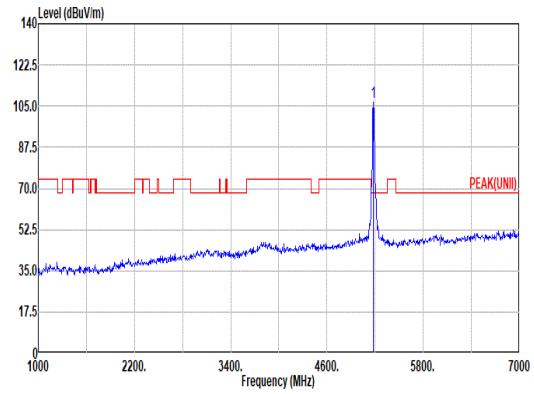 <br>Site : 03CH20-HY<br>Condition: PEAK(UNII) 3m HF_9120D_02360_241101 VERTICAL<br>: RBW:1000.000kHz VBW:3000.000kHz SWT:Auto<br><br>Limit Read Ant Cable Preamp Aux APos TPos<br>Freq Level Line Margin Level Factor Loss Factor Factor Remark<br>MHz dBuV/m dBuV/m dB dBuV dB/m dB dB dB cm deg<br>1 5180.00 106.78 ------ ------ 98.71 32.98 12.85 37.76 0.00 104 307 PEAK |
| Avg | 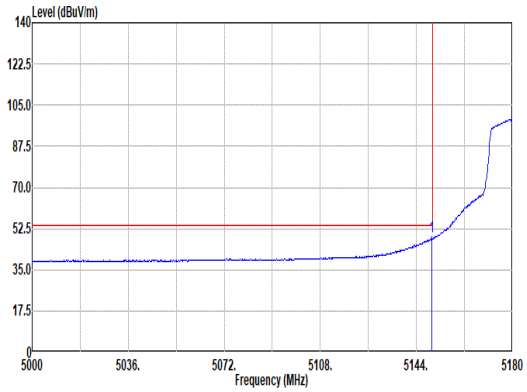 <br>Site : 03CH20-HY<br>Condition: AVG_BE_54 3m HF_9120D_02360_241101 VERTICAL<br>: RBW:1000.000kHz VBW:0.750kHz SWT:Auto<br><br>Limit Read Ant Cable Preamp Aux APos TPos<br>Freq Level Line Margin Level Factor Loss Factor Factor Remark<br>MHz dBuV/m dBuV/m dB dBuV dB/m dB dB dB cm deg<br>1 5149.76 48.97 54.00 -5.03 40.61 33.30 12.80 37.74 0.00 104 307 AVERAGE | 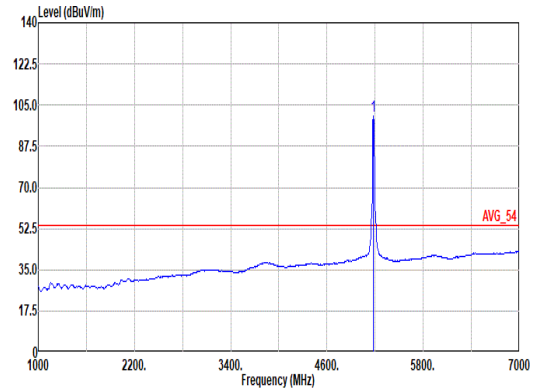 <br>Site : 03CH20-HY<br>Condition: AVG_54 3m HF_9120D_02360_241101 VERTICAL<br>: RBW:1000.000kHz VBW:0.750kHz SWT:Auto<br><br>Limit Read Ant Cable Preamp Aux APos TPos<br>Freq Level Line Margin Level Factor Loss Factor Factor Remark<br>MHz dBuV/m dBuV/m dB dBuV dB/m dB dB dB cm deg<br>1 5180.00 100.28 ------ ------ 92.15 33.04 12.84 37.75 0.00 104 307 AVERAGE |

| Mode | 1 | |
|---|---|---|
| | Harmonic | |
| | U-NII-1_5.15-5.25_802.11a_CH36_5180MHz | |
| ANT | 4 | |
| Pol. | Horizontal | Vertical |
| Peak<br>Avg | 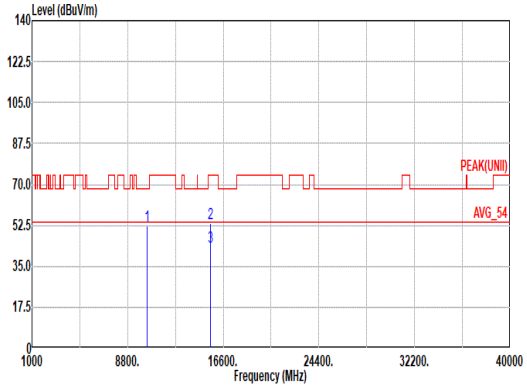 <br><br>Site : 03CH20-HY<br>Condition: PEAK(UNII) 3m HF_9120D_02360_241101 HORIZONTAL<br><br>Freq Level Limit Line Margin Read Level Ant Factor Cable Loss Preamp Factor Aux Factor APos TPos Remark<br>MHz dBuV/m dBuV/m dB dBuV dB/m dB dB dB cm deg<br>1 10360.00 52.16 68.20 -16.04 35.49 38.80 18.40 41.36 0.83 -- -- PEAK<br>2 15540.00 53.17 74.00 -20.83 35.56 39.08 22.66 44.61 0.48 200 304 PEAK<br>3 15540.00 43.38 54.00 -10.62 25.77 39.08 22.66 44.61 0.48 200 304 Average | 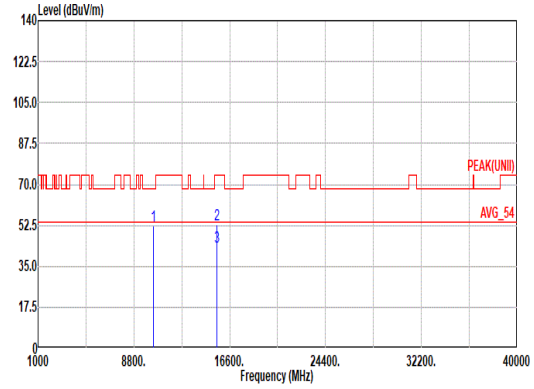 <br><br>Site : 03CH20-HY<br>Condition: PEAK(UNII) 3m HF_9120D_02360_241101 VERTICAL<br><br>Freq Level Limit Line Margin Read Level Ant Factor Cable Loss Preamp Factor Aux Factor APos TPos Remark<br>MHz dBuV/m dBuV/m dB dBuV dB/m dB dB dB cm deg<br>1 10360.00 52.05 68.20 -16.15 35.38 38.80 18.40 41.36 0.83 -- -- PEAK<br>2 15540.00 52.90 74.00 -21.10 35.29 39.08 22.66 44.61 0.48 400 121 PEAK<br>3 15540.00 43.27 54.00 -10.73 25.66 39.08 22.66 44.61 0.48 400 121 Average |

| Mode | 2 | |
|---|---|---|
| | Band Edge - L | |
| | U-NII-1_5.15-5.25_802.11a_CH44_5220MHz | |
| ANT | 4 | |
| Pol. | Horizontal | Fundamental |
| Peak | 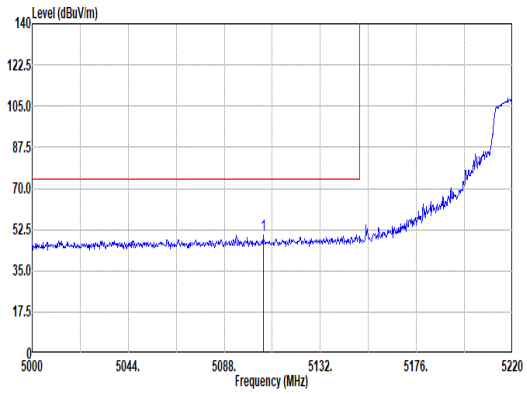 <br>Site : 03CH20-HY<br>Condition: PEAK_BE_74 3m HF_9120D_02360_241101 HORIZONTAL<br>: RBW:1000.000kHz VBW:3000.000kHz SWT:Auto<br><br>Freq Level Limit Line Margin Read Level Ant Factor Cable Loss Preamp Factor Aux Factor APos TPos Remark<br>MHz dBuV/m dBuV/m dB dBuV dB/m dB dB dB cm deg<br>1 5105.82 50.23 74.00 -23.77 41.99 33.21 12.75 37.72 0.00 100 67 PEAK | 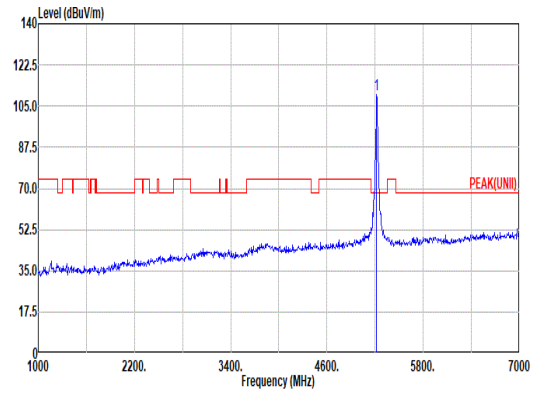 <br>Site : 03CH20-HY<br>Condition: PEAK(UNII) 3m HF_9120D_02360_241101 HORIZONTAL<br>: RBW:1000.000kHz VBW:3000.000kHz SWT:Auto<br><br>Freq Level Limit Line Margin Read Level Ant Factor Cable Loss Preamp Factor Aux Factor APos TPos Remark<br>MHz dBuV/m dBuV/m dB dBuV dB/m dB dB dB cm deg<br>1 5220.00 109.70 ------ ------ 101.74 32.84 12.89 37.77 0.00 100 67 PEAK |
| Avg | 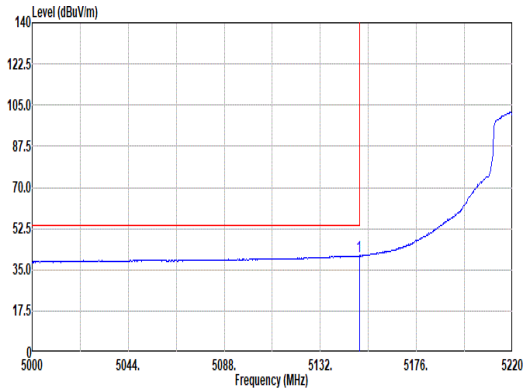 <br>Site : 03CH20-HY<br>Condition: AVG_BE_54 3m HF_9120D_02360_241101 HORIZONTAL<br>: RBW:1000.000kHz VBW:0.750kHz SWT:Auto<br><br>Freq Level Limit Line Margin Read Level Ant Factor Cable Loss Preamp Factor Aux Factor APos TPos Remark<br>MHz dBuV/m dBuV/m dB dBuV dB/m dB dB dB cm deg<br>1 5149.82 40.93 54.00 -13.07 32.57 33.30 12.80 37.74 0.00 100 67 AVERAGE | 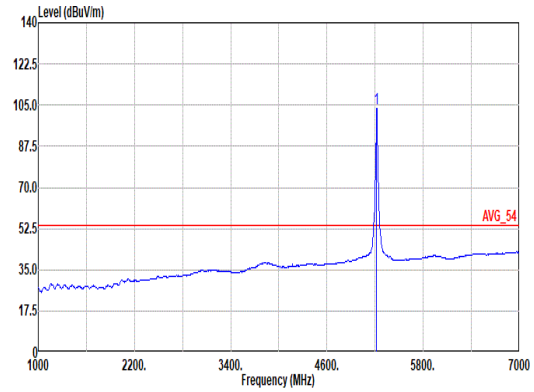 <br>Site : 03CH20-HY<br>Condition: AVG_54 3m HF_9120D_02360_241101 HORIZONTAL<br>: RBW:1000.000kHz VBW:0.750kHz SWT:Auto<br><br>Freq Level Limit Line Margin Read Level Ant Factor Cable Loss Preamp Factor Aux Factor APos TPos Remark<br>MHz dBuV/m dBuV/m dB dBuV dB/m dB dB dB cm deg<br>1 5220.00 103.42 ------ ------ 95.46 32.84 12.89 37.77 0.00 100 67 AVERAGE |

| Mode | 2 | |
|---|---|---|
| | Band Edge - R | |
| | U-NII-1_5.15-5.25_802.11a_CH44_5220MHz | |
| ANT | 4 | |
| Pol. | Horizontal | Fundamental |
| Peak | 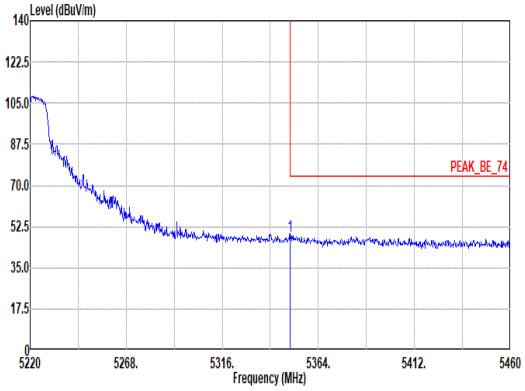 <br>Site : 03CH20-HY<br>Condition: PEAK_BE_74 3m HF_9120D_02360_241101 HORIZONTAL<br>: RBW:1000.000kHz VBW:3000.000kHz SWT:Auto<br><br>Limit Read Ant Cable Preamp Aux APos TPos<br>Freq Level Line Margin Level Factor Loss Factor Factor Remark<br>MHz dBuV/m dBuV/m dB dBuV dB/m dB dB dB cm deg<br>1 5350.08 48.68 74.00 -25.32 40.36 33.10 13.06 37.84 0.00 100 67 PEAK | Blank |
| Avg | 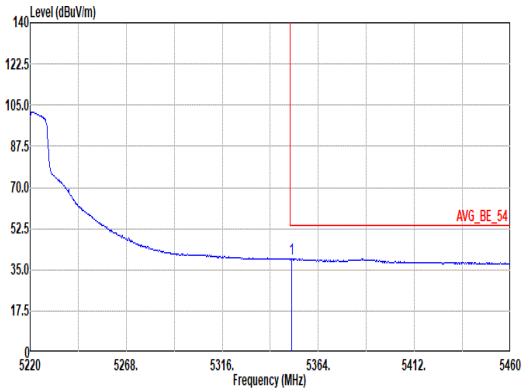 <br>Site : 03CH20-HY<br>Condition: AVG_BE_54 3m HF_9120D_02360_241101 HORIZONTAL<br>: RBW:1000.000kHz VBW:0.750kHz SWT:Auto<br><br>Limit Read Ant Cable Preamp Aux APos TPos<br>Freq Level Line Margin Level Factor Loss Factor Factor Remark<br>MHz dBuV/m dBuV/m dB dBuV dB/m dB dB dB cm deg<br>1 5350.56 39.77 54.00 -14.23 31.45 33.10 13.06 37.84 0.00 100 67 AVERAGE | Blank |

| Mode | 2 | |
|---|---|---|
| | Band Edge - L | |
| | U-NII-1_5.15-5.25_802.11a_CH44_5220MHz | |
| ANT | 4 | |
| Pol. | Vertical | Fundamental |
| Peak | 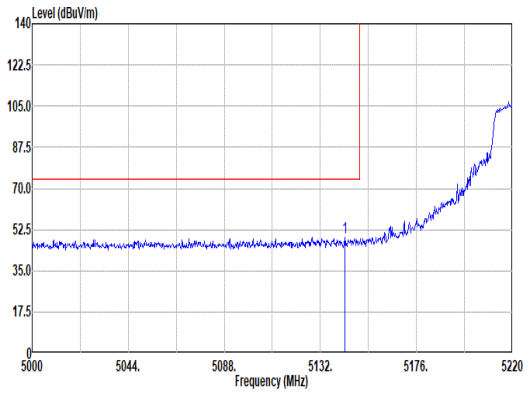 <br>Site : 03CH20-HY<br>Condition: PEAK_BE_74 3m HF_9120D_02360_241101 VERTICAL<br>: RBW:1000.000kHz VBW:3000.000kHz SWT:Auto<br>Freq Level Limit Line Margin Read Level Ant Factor Cable Loss Preamp Factor Aux Factor APos TPos Remark<br>MHz dBuV/m dBuV/m dB dBuV dB/m dB dB dB cm deg<br>1 5143.22 49.33 74.00 -24.67 40.98 33.29 12.80 37.74 0.00 100 307 PEAK | 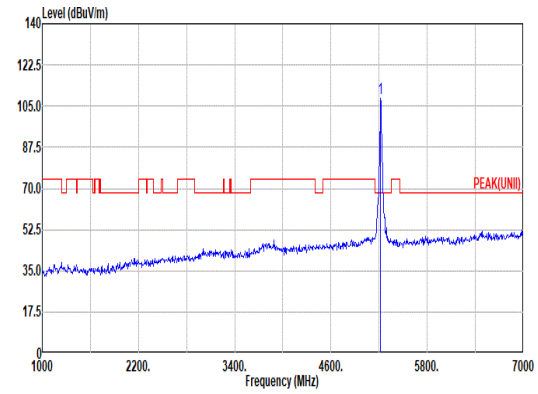 <br>Site : 03CH20-HY<br>Condition: PEAK(UNII) 3m HF_9120D_02360_241101 VERTICAL<br>: RBW:1000.000kHz VBW:3000.000kHz SWT:Auto<br>Freq Level Limit Line Margin Read Level Ant Factor Cable Loss Preamp Factor Aux Factor APos TPos Remark<br>MHz dBuV/m dBuV/m dB dBuV dB/m dB dB dB cm deg<br>1 5220.00 108.11 ------ ------ 100.15 32.84 12.89 37.77 0.00 100 307 PEAK |
| Avg | 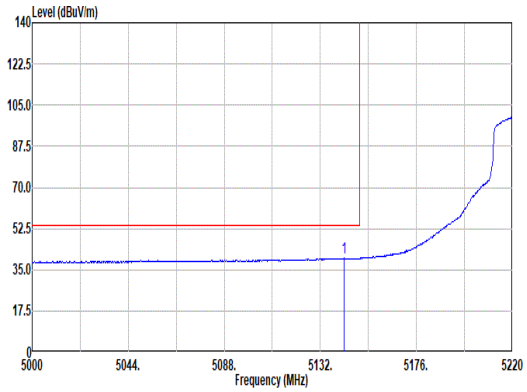 <br>Site : 03CH20-HY<br>Condition: AVG_BE_54 3m HF_9120D_02360_241101 VERTICAL<br>: RBW:1000.000kHz VBW:0.750kHz SWT:Auto<br>Freq Level Limit Line Margin Read Level Ant Factor Cable Loss Preamp Factor Aux Factor APos TPos Remark<br>MHz dBuV/m dBuV/m dB dBuV dB/m dB dB dB cm deg<br>1 5143.00 39.92 54.00 -14.08 31.57 33.29 12.80 37.74 0.00 100 307 AVERAGE | 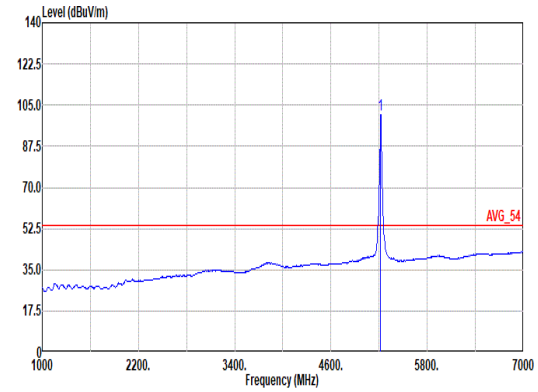 <br>Site : 03CH20-HY<br>Condition: AVG_54 3m HF_9120D_02360_241101 VERTICAL<br>: RBW:1000.000kHz VBW:0.750kHz SWT:Auto<br>Freq Level Limit Line Margin Read Level Ant Factor Cable Loss Preamp Factor Aux Factor APos TPos Remark<br>MHz dBuV/m dBuV/m dB dBuV dB/m dB dB dB cm deg<br>1 5220.00 101.04 ------ ------ 93.08 32.84 12.89 37.77 0.00 100 307 AVERAGE |

| Mode | 2 | |
|---|---|---|
| | Band Edge - R | |
| | U-NII-1_5.15-5.25_802.11a_CH44_5220MHz | |
| ANT | 4 | |
| Pol. | Vertical | Fundamental |
| Peak | 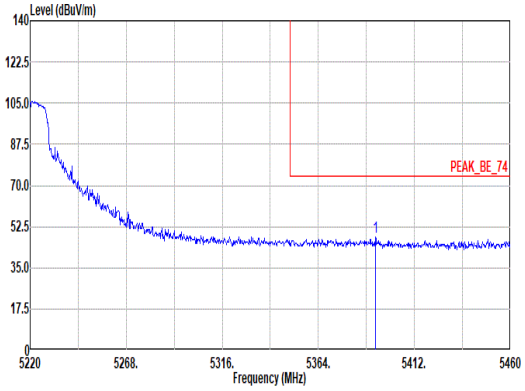 <br>Site : 03CH20-HY<br>Condition: PEAK_BE_74 3m HF_9120D_02360_241101 VERTICAL<br>: RBW:1000.000kHz VBW:3000.000kHz SWT:Auto<br><br>Limit Read Ant Cable Preamp Aux APos TPos<br>Freq Level Line Margin Level Factor Loss Factor Factor Remark<br>MHz dBuV/m dBuV/m dB dBuV dB/m dB dB dB cm deg<br>1 5392.56 47.84 74.00 -26.16 39.49 33.10 13.11 37.86 0.00 100 307 PEAK | Blank |
| Avg | 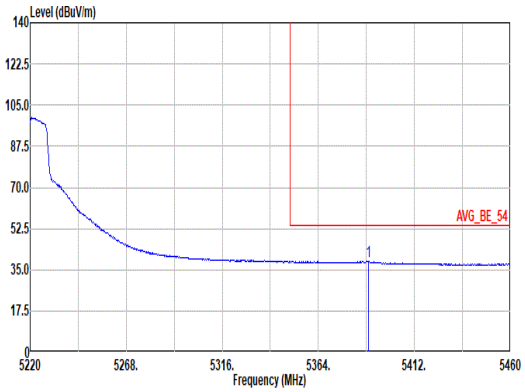 <br>Site : 03CH20-HY<br>Condition: AVG_BE_54 3m HF_9120D_02360_241101 VERTICAL<br>: RBW:1000.000kHz VBW:0.750kHz SWT:Auto<br><br>Limit Read Ant Cable Preamp Aux APos TPos<br>Freq Level Line Margin Level Factor Loss Factor Factor Remark<br>MHz dBuV/m dBuV/m dB dBuV dB/m dB dB dB cm deg<br>1 5388.96 38.59 54.00 -15.41 30.24 33.10 13.11 37.86 0.00 100 307 AVERAGE | Blank |

| Mode | 2 | |
|---|---|---|
| | Harmonic | |
| | U-NII-1_5.15-5.25_802.11a_CH44_5220MHz | |
| ANT | 4 | |
| Pol. | Horizontal | Vertical |
| Peak<br>Avg | 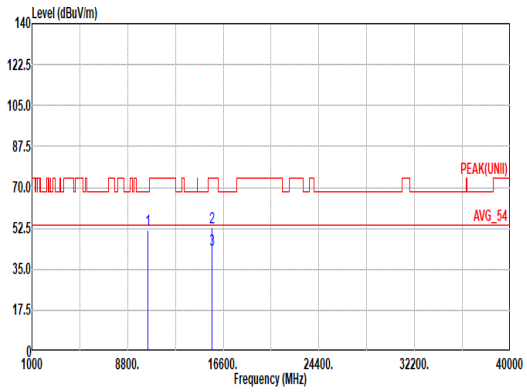 <br><br>Site : 03CH20-HY<br>Condition: PEAK(UNII) 3m HF_9120D_02360_241101 HORIZONTAL<br><br>Freq Level Limit Line Margin Read Level Ant Factor Cable Loss Preamp Factor Aux Factor APos TPos Remark<br>MHz dBuV/m dBuV/m dB dBuV dB/m dB dB dB cm deg<br>1 10440.00 51.89 68.20 -16.31 35.27 38.72 18.47 41.39 0.82 -- -- PEAK<br>2 15660.00 53.04 74.00 -20.96 35.43 38.90 22.76 44.51 0.46 400 125 PEAK<br>3 15660.00 43.36 54.00 -10.64 25.75 38.90 22.76 44.51 0.46 400 125 Average | 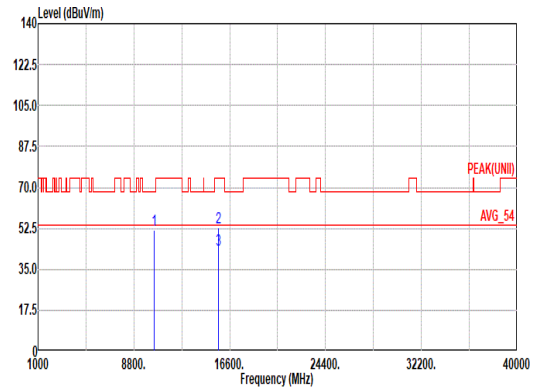 <br><br>Site : 03CH20-HY<br>Condition: PEAK(UNII) 3m HF_9120D_02360_241101 VERTICAL<br><br>Freq Level Limit Line Margin Read Level Ant Factor Cable Loss Preamp Factor Aux Factor APos TPos Remark<br>MHz dBuV/m dBuV/m dB dBuV dB/m dB dB dB cm deg<br>1 10440.00 51.96 68.20 -16.24 35.34 38.72 18.47 41.39 0.82 -- -- PEAK<br>2 15660.00 53.00 74.00 -21.00 35.39 38.90 22.76 44.51 0.46 300 105 PEAK<br>3 15660.00 43.23 54.00 -10.77 25.62 38.90 22.76 44.51 0.46 300 105 Average |

| Mode | 3 | |
|---|---|---|
| | Band Edge - L | |
| | U-NII-1_5.15-5.25_802.11a_CH48_5240MHz | |
| ANT | 4 | |
| Pol. | Horizontal | Fundamental |
| Peak | 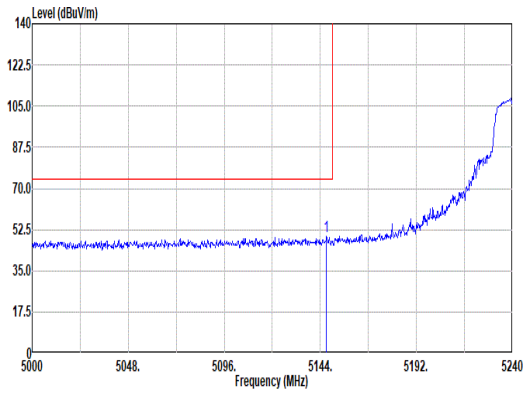 <br>Site : 03CH20-HY<br>Condition: PEAK_BE_74 3m HF_9120D_02360_241101 HORIZONTAL<br>: RBW:1000.000kHz VBW:3000.000kHz SWT:Auto<br>Freq Level Limit Line Margin Read Level Ant Factor Cable Loss Preamp Factor Aux Factor APos TPos Remark<br>MHz dBuV/m dBuV/m dB dBuV dB/m dB dB dB cm deg<br>1 5147.12 49.70 74.00 -24.30 41.35 33.29 12.80 37.74 0.00 100 70 PEAK | 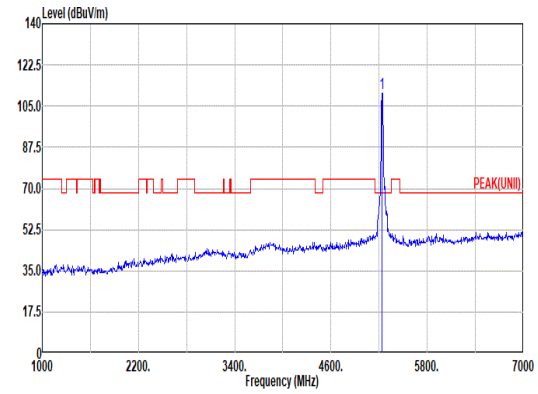 <br>Site : 03CH20-HY<br>Condition: PEAK(UNII) 3m HF_9120D_02360_241101 HORIZONTAL<br>: RBW:1000.000kHz VBW:3000.000kHz SWT:Auto<br>Freq Level Limit Line Margin Read Level Ant Factor Cable Loss Preamp Factor Aux Factor APos TPos Remark<br>MHz dBuV/m dBuV/m dB dBuV dB/m dB dB dB cm deg<br>1 5240.00 110.37 ------ ------ 102.37 32.87 12.91 37.78 0.00 100 70 PEAK |
| Avg | 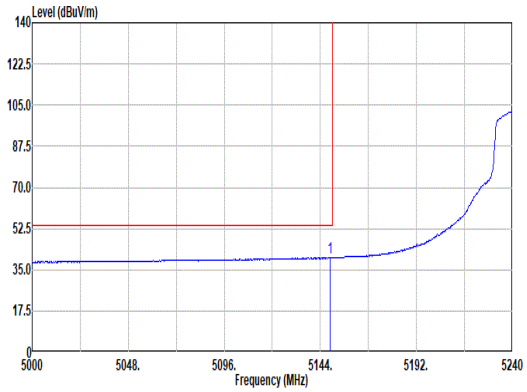 <br>Site : 03CH20-HY<br>Condition: AVG_BE_54 3m HF_9120D_02360_241101 HORIZONTAL<br>: RBW:1000.000kHz VBW:0.750kHz SWT:Auto<br>Freq Level Limit Line Margin Read Level Ant Factor Cable Loss Preamp Factor Aux Factor APos TPos Remark<br>MHz dBuV/m dBuV/m dB dBuV dB/m dB dB dB cm deg<br>1 5148.80 40.29 54.00 -13.71 31.93 33.30 12.80 37.74 0.00 100 70 AVERAGE | 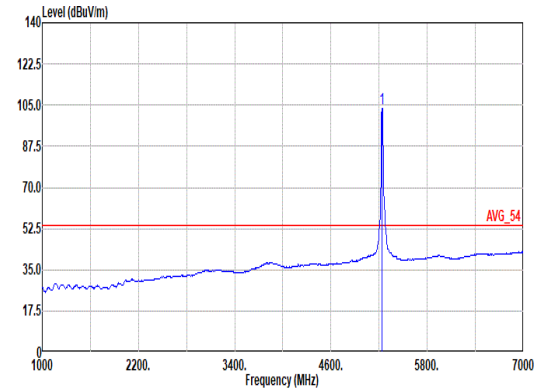 <br>Site : 03CH20-HY<br>Condition: AVG_54 3m HF_9120D_02360_241101 HORIZONTAL<br>: RBW:1000.000kHz VBW:0.750kHz SWT:Auto<br>Freq Level Limit Line Margin Read Level Ant Factor Cable Loss Preamp Factor Aux Factor APos TPos Remark<br>MHz dBuV/m dBuV/m dB dBuV dB/m dB dB dB cm deg<br>1 5240.00 103.48 ------ ------ 95.48 32.87 12.91 37.78 0.00 100 70 AVERAGE |

| Mode | 3 | |
|---|---|---|
| | Band Edge - R | |
| | U-NII-1_5.15-5.25_802.11a_CH48_5240MHz | |
| ANT | 4 | |
| Pol. | Horizontal | Fundamental |
| Peak | 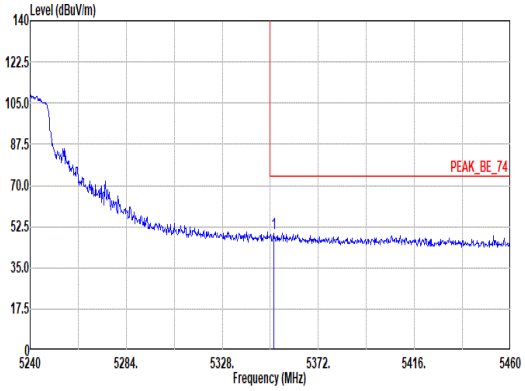 <br>Site : 03CH20-HY<br>Condition: PEAK_BE_74 3m HF_9120D_02360_241101 HORIZONTAL<br>: RBW:1000.000kHz VBW:3000.000kHz SWT:Auto<br><br>Limit Read Ant Cable Preamp Aux APos TPos<br>Freq Level Line Margin Level Factor Loss Factor Factor Remark<br>MHz dBuV/m dBuV/m dB dBuV dB/m dB dB dB cm deg<br>1 5351.54 49.62 74.00 -24.38 41.30 33.10 13.06 37.84 0.00 100 70 PEAK | Blank |
| Avg | 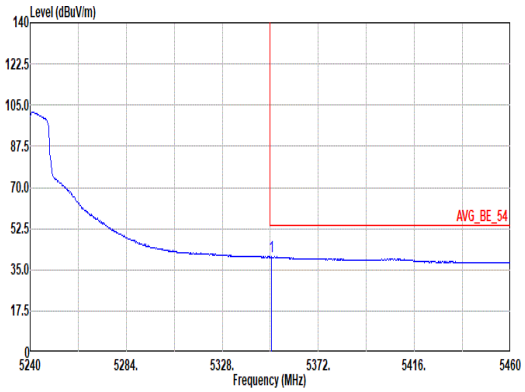 <br>Site : 03CH20-HY<br>Condition: AVG_BE_54 3m HF_9120D_02360_241101 HORIZONTAL<br>: RBW:1000.000kHz VBW:0.750kHz SWT:Auto<br><br>Limit Read Ant Cable Preamp Aux APos TPos<br>Freq Level Line Margin Level Factor Loss Factor Factor Remark<br>MHz dBuV/m dBuV/m dB dBuV dB/m dB dB dB cm deg<br>1 5350.66 40.56 54.00 -13.44 32.24 33.10 13.06 37.84 0.00 100 70 AVERAGE | Blank |

| Mode | 3 | |
|---|---|---|
| | Band Edge - L | |
| | U-NII-1_5.15-5.25_802.11a_CH48_5240MHz | |
| ANT | 4 | |
| Pol. | Vertical | Fundamental |
| Peak | 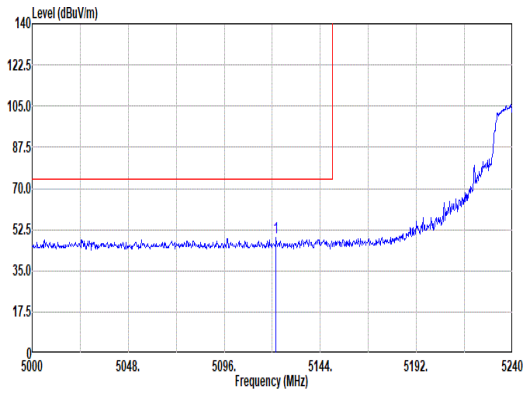 <br>Site : 03CH20-HY<br>Condition: PEAK_BE_74 3m HF_9120D_02360_241101 VERTICAL<br>: RBW:1000.000kHz VBW:3000.000kHz SWT:Auto<br>Freq Level Limit Line Margin Read Level Ant Factor Cable Loss Preamp Factor Aux Factor APos TPos Remark<br>MHz dBuV/m dBuV/m dB dBuV dB/m dB dB dB cm deg<br>1 5121.92 48.98 74.00 -25.02 40.70 33.24 12.77 37.73 0.00 100 305 PEAK | 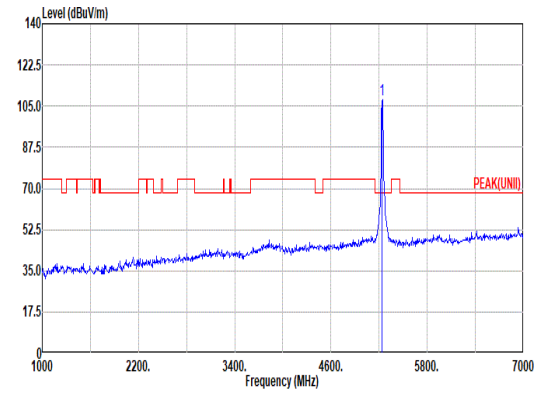 <br>Site : 03CH20-HY<br>Condition: PEAK(UNII) 3m HF_9120D_02360_241101 VERTICAL<br>: RBW:1000.000kHz VBW:3000.000kHz SWT:Auto<br>Freq Level Limit Line Margin Read Level Ant Factor Cable Loss Preamp Factor Aux Factor APos TPos Remark<br>MHz dBuV/m dBuV/m dB dBuV dB/m dB dB dB cm deg<br>1 5240.00 107.92 ------ ------ 99.91 32.88 12.92 37.79 0.00 100 305 PEAK |
| Avg | 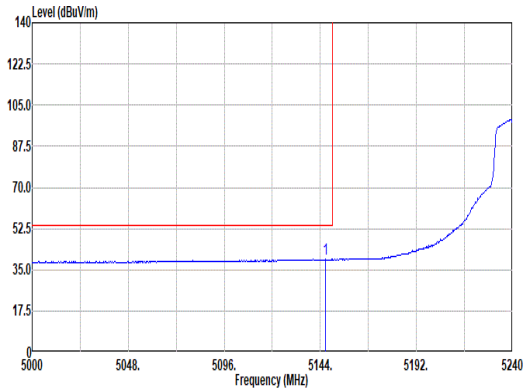 <br>Site : 03CH20-HY<br>Condition: AVG_BE_54 3m HF_9120D_02360_241101 VERTICAL<br>: RBW:1000.000kHz VBW:0.750kHz SWT:Auto<br>Freq Level Limit Line Margin Read Level Ant Factor Cable Loss Preamp Factor Aux Factor APos TPos Remark<br>MHz dBuV/m dBuV/m dB dBuV dB/m dB dB dB cm deg<br>1 5146.40 39.67 54.00 -14.33 31.32 33.29 12.80 37.74 0.00 100 305 AVERAGE | 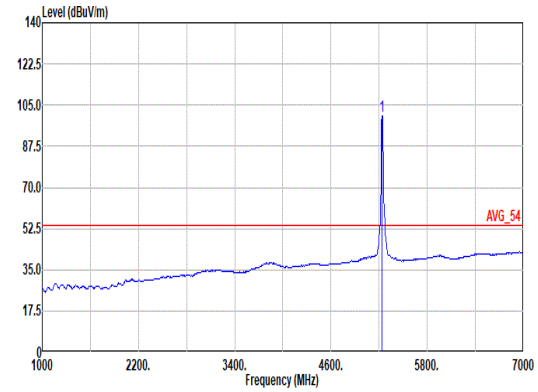 <br>Site : 03CH20-HY<br>Condition: AVG_54 3m HF_9120D_02360_241101 VERTICAL<br>: RBW:1000.000kHz VBW:0.750kHz SWT:Auto<br>Freq Level Limit Line Margin Read Level Ant Factor Cable Loss Preamp Factor Aux Factor APos TPos Remark<br>MHz dBuV/m dBuV/m dB dBuV dB/m dB dB dB cm deg<br>1 5240.00 100.29 ------ ------ 92.28 32.88 12.92 37.79 0.00 100 305 AVERAGE |

| Mode | 3 | |
|---|---|---|
| | Band Edge - R | |
| | U-NII-1_5.15-5.25_802.11a_CH48_5240MHz | |
| ANT | 4 | |
| Pol. | Vertical | Fundamental |
| Peak | 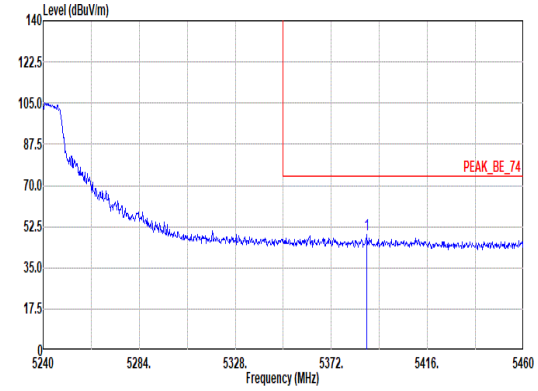 <br>Site : 03CH20-HY<br>Condition: PEAK_BE_74 3m HF_9120D_02360_241101 VERTICAL<br>: RBW:1000.000kHz VBW:3000.000kHz SWT:Auto<br><br>Limit Read Ant Cable Preamp Aux APos TPos<br>Freq Level Line Margin Level Factor Loss Factor Factor Remark<br>MHz dBuV/m dBuV/m dB dBuV dB/m dB dB dB cm deg<br>1 5388.28 48.88 74.00 -25.12 40.53 33.10 13.11 37.86 0.00 100 305 PEAK | Blank |
| Avg | 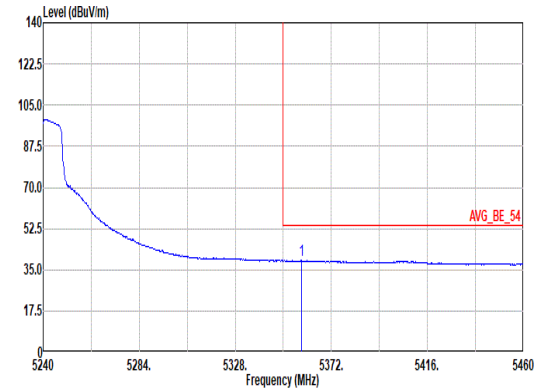 <br>Site : 03CH20-HY<br>Condition: AVG_BE_54 3m HF_9120D_02360_241101 VERTICAL<br>: RBW:1000.000kHz VBW:0.750kHz SWT:Auto<br><br>Limit Read Ant Cable Preamp Aux APos TPos<br>Freq Level Line Margin Level Factor Loss Factor Factor Remark<br>MHz dBuV/m dBuV/m dB dBuV dB/m dB dB dB cm deg<br>1 5358.36 38.90 54.00 -15.10 30.57 33.10 13.07 37.84 0.00 100 305 AVERAGE | Blank |

| Mode | 3 | |
|---|---|---|
| | Harmonic | |
| | U-NII-1_5.15-5.25_802.11a_CH48_5240MHz | |
| ANT | 4 | |
| Pol. | Horizontal | Vertical |
| Peak<br>Avg | 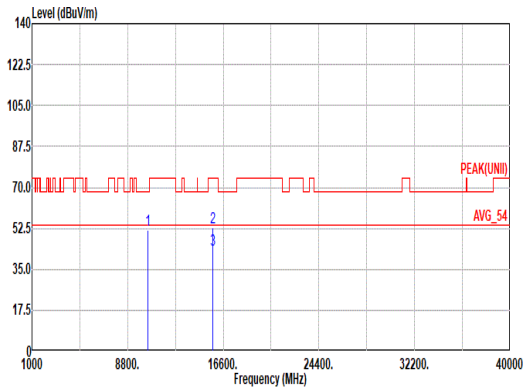 <br><br>Site : 03CH20-HY<br>Condition: PEAK(UNII) 3m HF_9120D_02360_241101 HORIZONTAL<br><br>Freq Level Limit Line Margin Read Level Ant Factor Cable Loss Preamp Factor Aux Factor APos TPos Remark<br>MHz dBuV/m dBuV/m dB dBuV dB/m dB dB dB cm deg<br>1 10480.00 51.60 68.20 -16.60 35.05 38.64 18.51 41.41 0.81 -- -- PEAK<br>2 15720.00 52.80 74.00 -21.20 35.06 38.94 22.81 44.46 0.45 200 210 PEAK<br>3 15720.00 43.46 54.00 -10.54 25.72 38.94 22.81 44.46 0.45 200 210 Average | 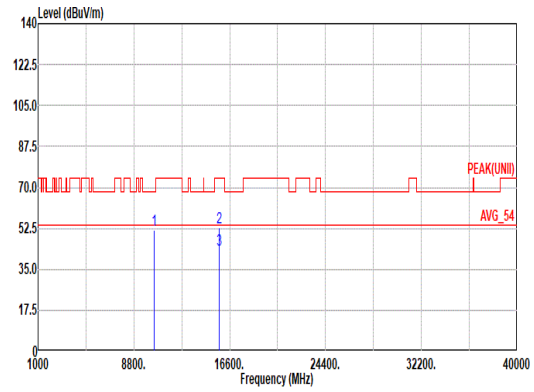 <br><br>Site : 03CH20-HY<br>Condition: PEAK(UNII) 3m HF_9120D_02360_241101 VERTICAL<br><br>Freq Level Limit Line Margin Read Level Ant Factor Cable Loss Preamp Factor Aux Factor APos TPos Remark<br>MHz dBuV/m dBuV/m dB dBuV dB/m dB dB dB cm deg<br>1 10480.00 52.04 68.20 -16.16 35.49 38.64 18.51 41.41 0.81 -- -- PEAK<br>2 15720.00 52.71 74.00 -21.29 34.97 38.94 22.81 44.46 0.45 350 247 PEAK<br>3 15720.00 43.36 54.00 -10.64 25.62 38.94 22.81 44.46 0.45 350 247 Average |

| Mode | 4 | |
|---|---|---|
| | Band Edge | |
| | U-NII-1_5.15-5.25_802.11n HT20_CH36_5180MHz | |
| ANT | 4 | |
| Pol. | Horizontal | Fundamental |
| Peak | 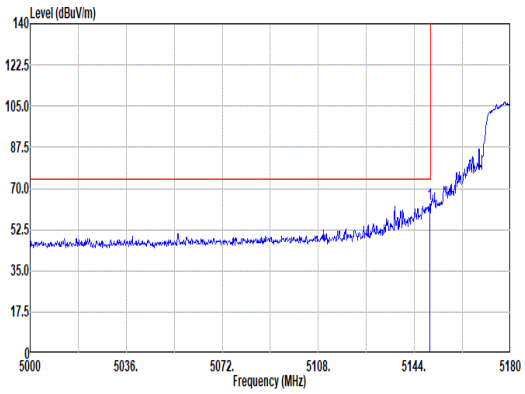 <br>Site : 03CH20-HY<br>Condition: PEAK_BE_74 3m HF_9120D_02360_241101 HORIZONTAL<br>: RBW:1000.000kHz VBW:3000.000kHz SWT:Auto<br><br>Freq Level Limit Line Margin Read Level Ant Factor Cable Loss Preamp Factor Aux Factor APos TPos Remark<br>MHz dBuV/m dBuV/m dB dBuV dB/m dB dB dB cm deg<br>1 5149.76 63.38 74.00 -10.62 55.02 33.30 12.80 37.74 0.00 100 66 PEAK | 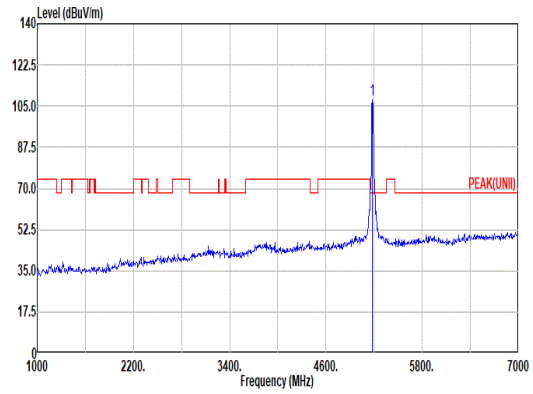 <br>Site : 03CH20-HY<br>Condition: PEAK(UNII) 3m HF_9120D_02360_241101 HORIZONTAL<br>: RBW:1000.000kHz VBW:3000.000kHz SWT:Auto<br><br>Freq Level Limit Line Margin Read Level Ant Factor Cable Loss Preamp Factor Aux Factor APos TPos Remark<br>MHz dBuV/m dBuV/m dB dBuV dB/m dB dB dB cm deg<br>1 5180.00 108.01 ------ ------ 99.94 32.98 12.85 37.76 0.00 100 66 PEAK |
| Avg | 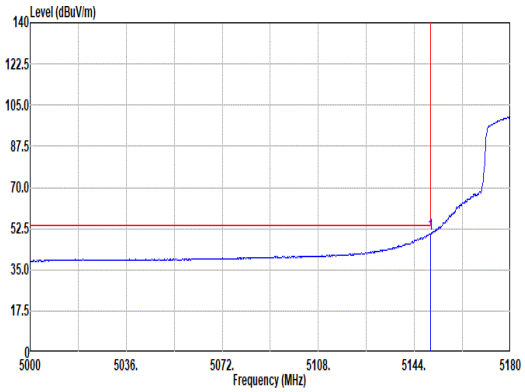 <br>Site : 03CH20-HY<br>Condition: AVG_BE_54 3m HF_9120D_02360_241101 HORIZONTAL<br>: RBW:1000.000kHz VBW:0.820kHz SWT:Auto<br><br>Freq Level Limit Line Margin Read Level Ant Factor Cable Loss Preamp Factor Aux Factor APos TPos Remark<br>MHz dBuV/m dBuV/m dB dBuV dB/m dB dB dB cm deg<br>1 5149.94 50.37 54.00 -3.63 42.01 33.30 12.80 37.74 0.00 100 66 AVERAGE | 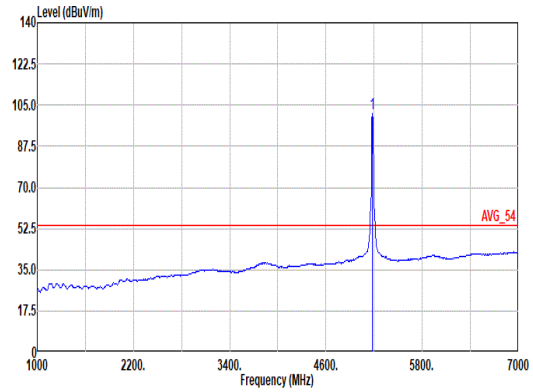 <br>Site : 03CH20-HY<br>Condition: AVG_54 3m HF_9120D_02360_241101 HORIZONTAL<br>: RBW:1000.000kHz VBW:0.820kHz SWT:Auto<br><br>Freq Level Limit Line Margin Read Level Ant Factor Cable Loss Preamp Factor Aux Factor APos TPos Remark<br>MHz dBuV/m dBuV/m dB dBuV dB/m dB dB dB cm deg<br>1 5180.00 101.29 ------ ------ 93.16 33.04 12.84 37.75 0.00 100 66 AVERAGE |

| Mode | 4 | |
|---|---|---|
| | Band Edge | |
| | U-NII-1_5.15-5.25_802.11n HT20_CH36_5180MHz | |
| ANT | 4 | |
| Pol. | Vertical | Fundamental |
| Peak | 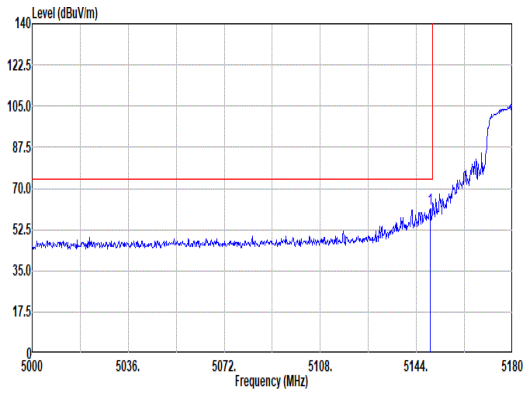 <br>Site : 03CH20-HY<br>Condition: PEAK_BE_74 3m HF_9120D_02360_241101 VERTICAL<br>: RBW:1000.000kHz VBW:3000.000kHz SWT:Auto<br><br>Limit Read Ant Cable Preamp Aux APos TPos<br>Freq Level Line Margin Level Factor Loss Factor Factor Remark<br>MHz dBuV/m dBuV/m dB dBuV dB/m dB dB dB cm deg<br>1 5149.22 61.17 74.00 -12.83 52.81 33.30 12.80 37.74 0.00 100 306 PEAK | 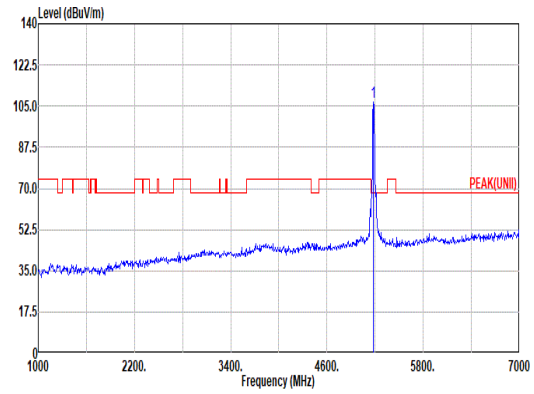 <br>Site : 03CH20-HY<br>Condition: PEAK(UNII) 3m HF_9120D_02360_241101 VERTICAL<br>: RBW:1000.000kHz VBW:3000.000kHz SWT:Auto<br><br>Limit Read Ant Cable Preamp Aux APos TPos<br>Freq Level Line Margin Level Factor Loss Factor Factor Remark<br>MHz dBuV/m dBuV/m dB dBuV dB/m dB dB dB cm deg<br>1 5180.00 106.76 ------ ------ 98.63 33.04 12.84 37.75 0.00 100 306 PEAK |
| Avg | 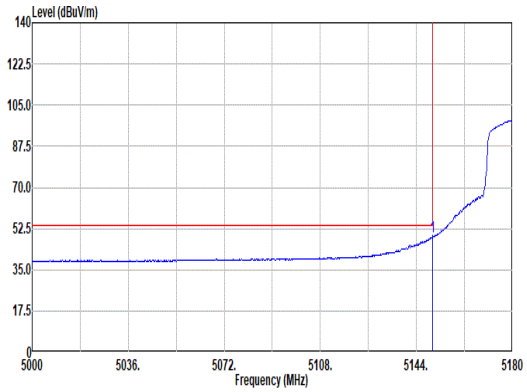 <br>Site : 03CH20-HY<br>Condition: AVG_BE_54 3m HF_9120D_02360_241101 VERTICAL<br>: RBW:1000.000kHz VBW:0.820kHz SWT:Auto<br><br>Limit Read Ant Cable Preamp Aux APos TPos<br>Freq Level Line Margin Level Factor Loss Factor Factor Remark<br>MHz dBuV/m dBuV/m dB dBuV dB/m dB dB dB cm deg<br>1 5149.94 48.99 54.00 -5.01 40.63 33.30 12.80 37.74 0.00 100 306 AVERAGE | 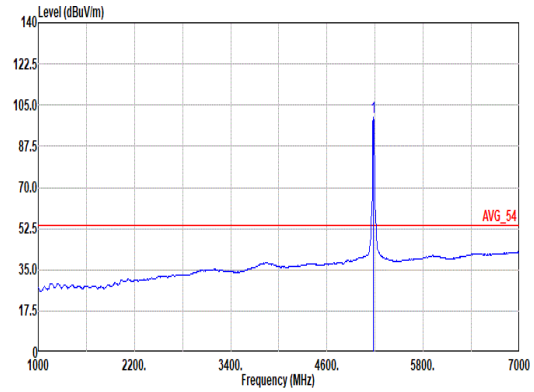 <br>Site : 03CH20-HY<br>Condition: AVG_54 3m HF_9120D_02360_241101 VERTICAL<br>: RBW:1000.000kHz VBW:0.820kHz SWT:Auto<br><br>Limit Read Ant Cable Preamp Aux APos TPos<br>Freq Level Line Margin Level Factor Loss Factor Factor Remark<br>MHz dBuV/m dBuV/m dB dBuV dB/m dB dB dB cm deg<br>1 5180.00 99.91 ------ ------ 91.84 32.98 12.85 37.76 0.00 100 306 AVERAGE |

| Mode | 4 | |
|---|---|---|
| | Harmonic | |
| | U-NII-1_5.15-5.25_802.11n HT20_CH36_5180MHz | |
| ANT | 4 | |
| Pol. | Horizontal | Vertical |
| Peak<br>Avg | 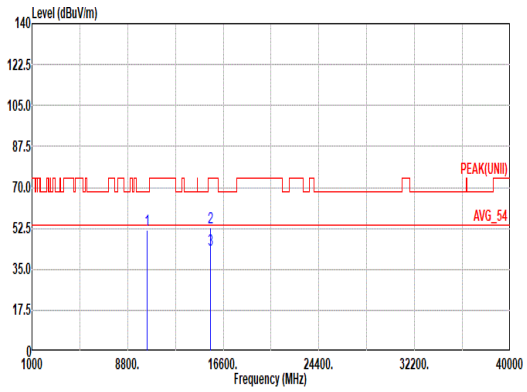 <br><br>Site : 03CH20-HY<br>Condition: PEAK(UNII) 3m HF_9120D_02360_241101 HORIZONTAL<br><br>Freq Level Limit Line Margin Read Level Ant Factor Cable Loss Preamp Factor Aux Factor APos TPos Remark<br>MHz dBuV/m dBuV/m dB dBuV dB/m dB dB dB cm deg<br>1 10360.00 51.71 68.20 -16.49 35.04 38.80 18.40 41.36 0.83 -- -- PEAK<br>2 15540.00 53.02 74.00 -20.98 35.41 39.08 22.66 44.61 0.48 200 243 PEAK<br>3 15540.00 43.37 54.00 -10.63 25.76 39.08 22.66 44.61 0.48 200 243 Average | 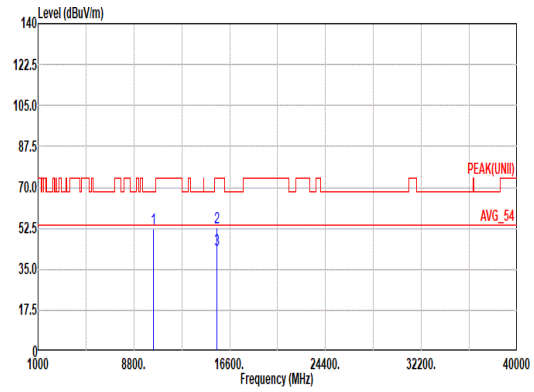 <br><br>Site : 03CH20-HY<br>Condition: PEAK(UNII) 3m HF_9120D_02360_241101 VERTICAL<br><br>Freq Level Limit Line Margin Read Level Ant Factor Cable Loss Preamp Factor Aux Factor APos TPos Remark<br>MHz dBuV/m dBuV/m dB dBuV dB/m dB dB dB cm deg<br>1 10360.00 52.10 68.20 -16.10 35.43 38.80 18.40 41.36 0.83 -- -- PEAK<br>2 15540.00 52.70 74.00 -21.30 35.09 39.08 22.66 44.61 0.48 300 139 PEAK<br>3 15540.00 43.29 54.00 -10.71 25.68 39.08 22.66 44.61 0.48 300 139 Average |

| Mode | 5 | |
|---|---|---|
| | Band Edge - L | |
| | U-NII-1_5.15-5.25_802.11n HT20_CH44_5220MHz | |
| ANT | 4 | |
| Pol. | Horizontal | Fundamental |
| Peak | 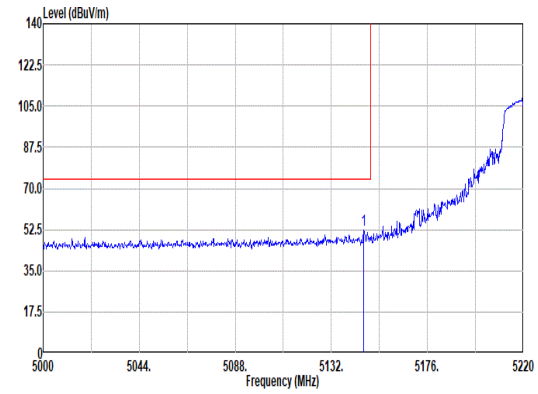 <br>Site : 03CH20-HY<br>Condition: PEAK_BE_74 3m HF_9120D_02360_241101 HORIZONTAL<br>: RBW:1000.000kHz VBW:3000.000kHz SWT:Auto<br>Freq Level Limit Line Margin Read Level Ant Factor Cable Loss Preamp Factor Aux Factor APos TPos Remark<br>MHz dBuV/m dBuV/m dB dBuV dB/m dB dB dB cm deg<br>1 5146.96 52.16 74.00 -21.84 43.81 33.29 12.80 37.74 0.00 100 70 PEAK | 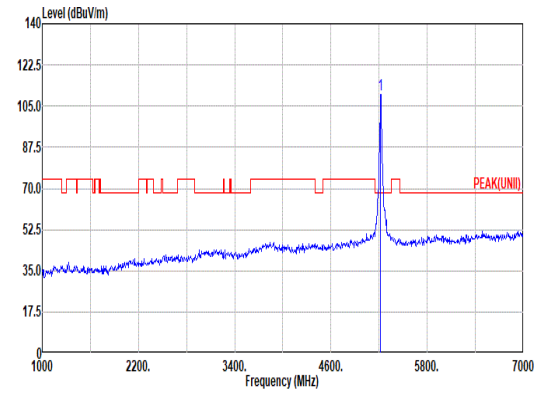 <br>Site : 03CH20-HY<br>Condition: PEAK(UNII) 3m HF_9120D_02360_241101 HORIZONTAL<br>: RBW:1000.000kHz VBW:3000.000kHz SWT:Auto<br>Freq Level Limit Line Margin Read Level Ant Factor Cable Loss Preamp Factor Aux Factor APos TPos Remark<br>MHz dBuV/m dBuV/m dB dBuV dB/m dB dB dB cm deg<br>1 5220.00 110.03 ------ ------ 102.06 32.85 12.90 37.78 0.00 100 70 PEAK |
| Avg | 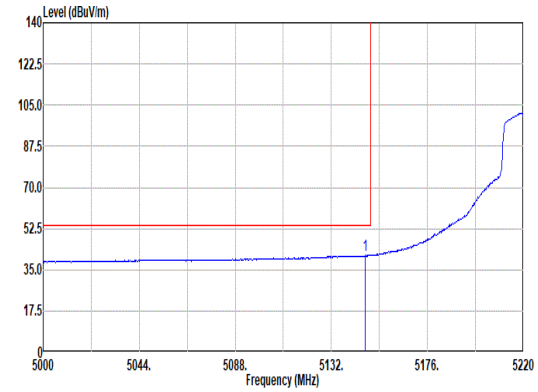 <br>Site : 03CH20-HY<br>Condition: AVG_BE_54 3m HF_9120D_02360_241101 HORIZONTAL<br>: RBW:1000.000kHz VBW:0.820kHz SWT:Auto<br>Freq Level Limit Line Margin Read Level Ant Factor Cable Loss Preamp Factor Aux Factor APos TPos Remark<br>MHz dBuV/m dBuV/m dB dBuV dB/m dB dB dB cm deg<br>1 5147.40 41.26 54.00 -12.74 32.91 33.29 12.80 37.74 0.00 100 70 AVERAGE | 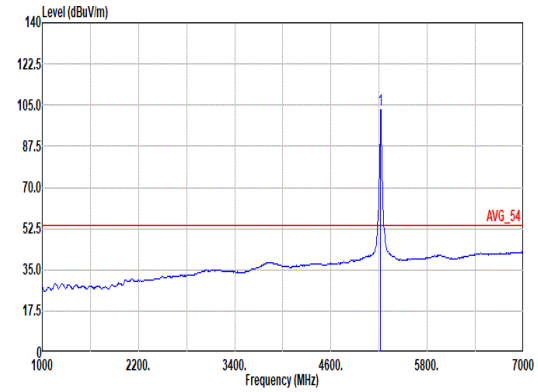 <br>Site : 03CH20-HY<br>Condition: AVG_54 3m HF_9120D_02360_241101 HORIZONTAL<br>: RBW:1000.000kHz VBW:0.820kHz SWT:Auto<br>Freq Level Limit Line Margin Read Level Ant Factor Cable Loss Preamp Factor Aux Factor APos TPos Remark<br>MHz dBuV/m dBuV/m dB dBuV dB/m dB dB dB cm deg<br>1 5220.00 103.21 ------ ------ 95.24 32.85 12.90 37.78 0.00 100 70 AVERAGE |

| Mode | 5 | |
|---|---|---|
| | Band Edge - R | |
| | U-NII-1_5.15-5.25_802.11n HT20_CH44_5220MHz | |
| ANT | 4 | |
| Pol. | Horizontal | Fundamental |
| Peak | 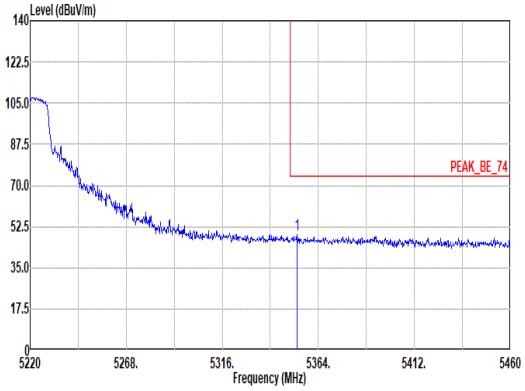 <br>Site : 03CH20-HY<br>Condition: PEAK_BE_74 3m HF_9120D_02360_241101 HORIZONTAL<br>: RBW:1000.000kHz VBW:3000.000kHz SWT:Auto<br><br>Limit Read Ant Cable Preamp Aux APos TPos<br>Freq Level Line Margin Level Factor Loss Factor Factor Remark<br>MHz dBuV/m dBuV/m dB dBuV dB/m dB dB dB cm deg<br>1 5353.20 48.98 74.00 -25.02 40.66 33.10 13.06 37.84 0.00 100 70 PEAK | Blank |
| Avg | 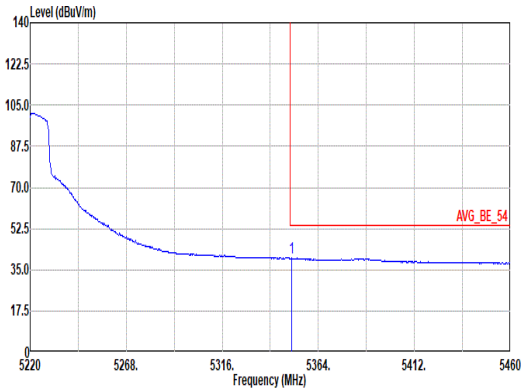 <br>Site : 03CH20-HY<br>Condition: AVG_BE_54 3m HF_9120D_02360_241101 HORIZONTAL<br>: RBW:1000.000kHz VBW:0.820kHz SWT:Auto<br><br>Limit Read Ant Cable Preamp Aux APos TPos<br>Freq Level Line Margin Level Factor Loss Factor Factor Remark<br>MHz dBuV/m dBuV/m dB dBuV dB/m dB dB dB cm deg<br>1 5350.56 40.02 54.00 -13.98 31.70 33.10 13.06 37.84 0.00 100 70 AVERAGE | Blank |

| Mode | 5 | |
|---|---|---|
| | Band Edge - L | |
| | U-NII-1_5.15-5.25_802.11n HT20_CH44_5220MHz | |
| ANT | 4 | |
| Pol. | Vertical | Fundamental |
| Peak | 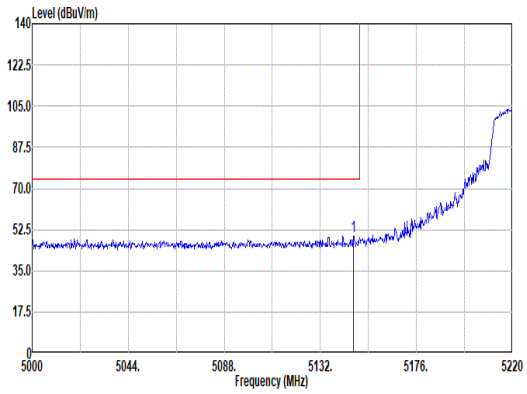 <br>Site : 03CH20-HY<br>Condition: PEAK_BE_74 3m HF_9120D_02360_241101 VERTICAL<br>: RBW:1000.000kHz VBW:3000.000kHz SWT:Auto<br>Freq Level Limit Line Margin Read Level Ant Factor Cable Loss Preamp Factor Aux Factor APos TPos Remark<br>MHz dBuV/m dBuV/m dB dBuV dB/m dB dB dB cm deg<br>1 5147.18 49.66 74.00 -24.34 41.31 33.29 12.80 37.74 0.00 100 303 PEAK | 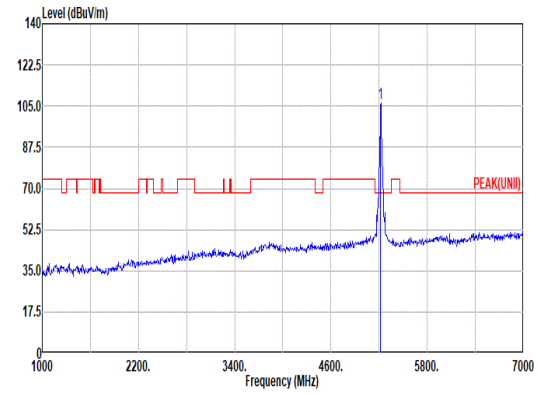 <br>Site : 03CH20-HY<br>Condition: PEAK(UNII) 3m HF_9120D_02360_241101 VERTICAL<br>: RBW:1000.000kHz VBW:3000.000kHz SWT:Auto<br>Freq Level Limit Line Margin Read Level Ant Factor Cable Loss Preamp Factor Aux Factor APos TPos Remark<br>MHz dBuV/m dBuV/m dB dBuV dB/m dB dB dB cm deg<br>1 5220.00 106.00 ------ ------ 98.03 32.85 12.90 37.78 0.00 100 303 PEAK |
| Avg | 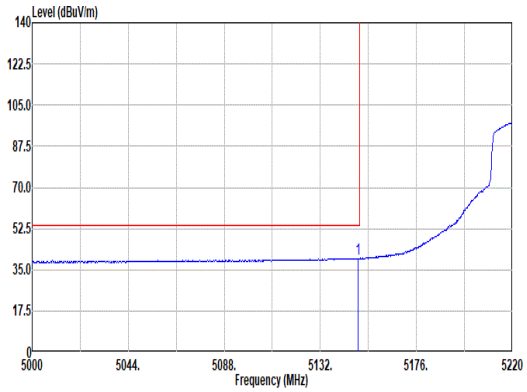 <br>Site : 03CH20-HY<br>Condition: AVG_BE_54 3m HF_9120D_02360_241101 VERTICAL<br>: RBW:1000.000kHz VBW:0.820kHz SWT:Auto<br>Freq Level Limit Line Margin Read Level Ant Factor Cable Loss Preamp Factor Aux Factor APos TPos Remark<br>MHz dBuV/m dBuV/m dB dBuV dB/m dB dB dB cm deg<br>1 5149.16 39.83 54.00 -14.17 31.47 33.30 12.80 37.74 0.00 100 303 AVERAGE | 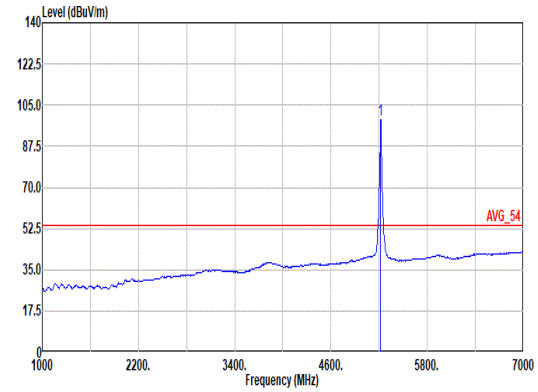 <br>Site : 03CH20-HY<br>Condition: AVG_54 3m HF_9120D_02360_241101 VERTICAL<br>: RBW:1000.000kHz VBW:0.820kHz SWT:Auto<br>Freq Level Limit Line Margin Read Level Ant Factor Cable Loss Preamp Factor Aux Factor APos TPos Remark<br>MHz dBuV/m dBuV/m dB dBuV dB/m dB dB dB cm deg<br>1 5220.00 98.79 ------ ------ 90.82 32.85 12.90 37.78 0.00 100 303 AVERAGE |

| Mode | 5 | |
|---|---|---|
| | Band Edge - R | |
| | U-NII-1_5.15-5.25_802.11n HT20_CH44_5220MHz | |
| ANT | 4 | |
| Pol. | Vertical | Fundamental |
| Peak | 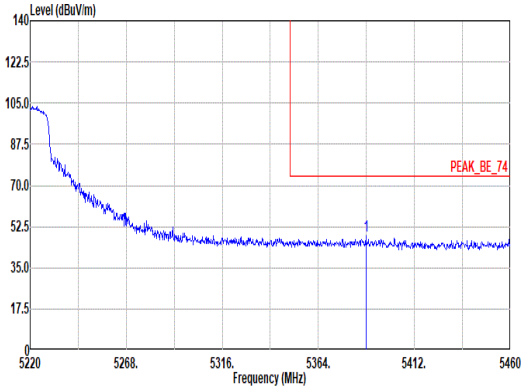 <br>Site : 03CH20-HY<br>Condition: PEAK_BE_74 3m HF_9120D_02360_241101 VERTICAL<br>: RBW:1000.000kHz VBW:3000.000kHz SWT:Auto<br><br>Limit Read Ant Cable Preamp Aux APos TPos<br>Freq Level Line Margin Level Factor Loss Factor Factor Remark<br>MHz dBuV/m dBuV/m dB dBuV dB/m dB dB dB cm deg<br>1 5387.76 48.40 74.00 -25.60 40.06 33.10 13.10 37.86 0.00 100 303 PEAK | Blank |
| Avg | 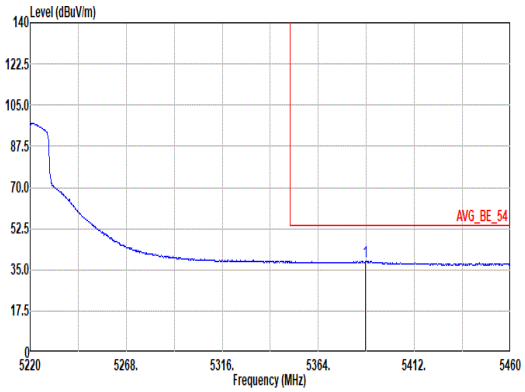 <br>Site : 03CH20-HY<br>Condition: AVG_BE_54 3m HF_9120D_02360_241101 VERTICAL<br>: RBW:1000.000kHz VBW:0.820kHz SWT:Auto<br><br>Limit Read Ant Cable Preamp Aux APos TPos<br>Freq Level Line Margin Level Factor Loss Factor Factor Remark<br>MHz dBuV/m dBuV/m dB dBuV dB/m dB dB dB cm deg<br>1 5387.52 38.64 54.00 -15.36 30.30 33.10 13.10 37.86 0.00 100 303 AVERAGE | Blank |

| Mode | 5 | |
|---|---|---|
| | Harmonic | |
| | U-NII-1_5.15-5.25_802.11n HT20_CH44_5220MHz | |
| ANT | 4 | |
| Pol. | Horizontal | Vertical |
| Peak<br>Avg | 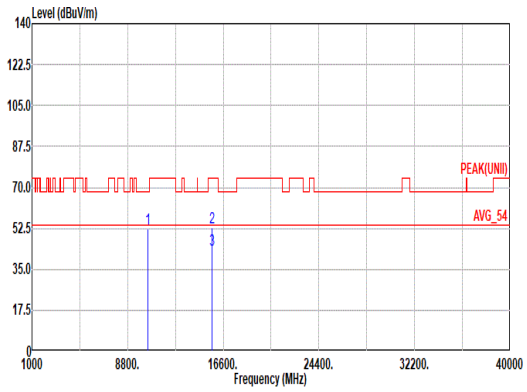 <br><br>Site : 03CH20-HY<br>Condition: PEAK(UNII) 3m HF_9120D_02360_241101 HORIZONTAL<br><br>Freq Level Limit Line Margin Read Level Ant Factor Cable Loss Preamp Factor Aux Factor APos TPos Remark<br>MHz dBuV/m dBuV/m dB dBuV dB/m dB dB dB cm deg<br>1 10440.00 52.18 68.20 -16.02 35.56 38.72 18.47 41.39 0.82 -- -- PEAK<br>2 15660.00 52.58 74.00 -21.42 34.97 38.90 22.76 44.51 0.46 156 35 PEAK<br>3 15660.00 43.44 54.00 -10.56 25.83 38.90 22.76 44.51 0.46 156 35 Average | 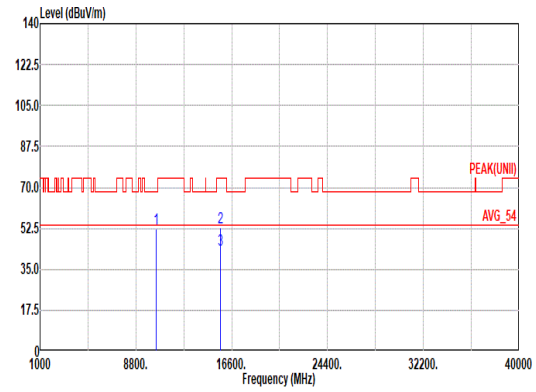 <br><br>Site : 03CH20-HY<br>Condition: PEAK(UNII) 3m HF_9120D_02360_241101 VERTICAL<br><br>Freq Level Limit Line Margin Read Level Ant Factor Cable Loss Preamp Factor Aux Factor APos TPos Remark<br>MHz dBuV/m dBuV/m dB dBuV dB/m dB dB dB cm deg<br>1 10440.00 52.54 68.20 -15.66 35.92 38.72 18.47 41.39 0.82 -- -- PEAK<br>2 15660.00 52.76 74.00 -21.24 35.15 38.90 22.76 44.51 0.46 215 95 PEAK<br>3 15660.00 43.51 54.00 -10.49 25.90 38.90 22.76 44.51 0.46 215 95 Average |

| Mode | 6 | |
|---|---|---|
| | Band Edge - L | |
| | U-NII-1_5.15-5.25_802.11n HT20_CH48_5240MHz | |
| ANT | 4 | |
| Pol. | Horizontal | Fundamental |
| Peak | 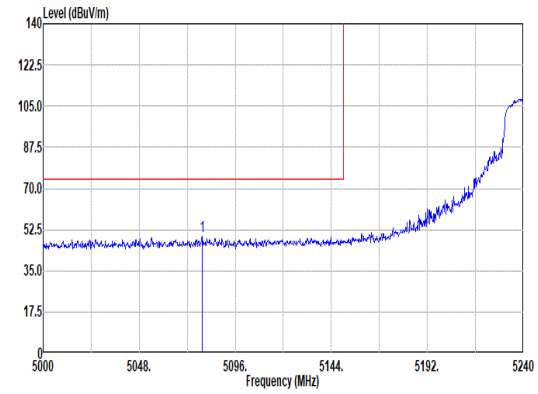 <br>Site : 03CH20-HY<br>Condition: PEAK_BE_74 3m HF_9120D_02360_241101 HORIZONTAL<br>: RBW:1000.000kHz VBW:3000.000kHz SWT:Auto<br><br>Freq Level Limit Line Margin Read Level Ant Factor Cable Loss Preamp Factor Aux Factor APos TPos Remark<br>MHz dBuV/m dBuV/m dB dBuV dB/m dB dB dB cm deg<br>1 5079.44 49.41 74.00 -24.59 41.17 33.24 12.71 37.71 0.00 100 71 PEAK | 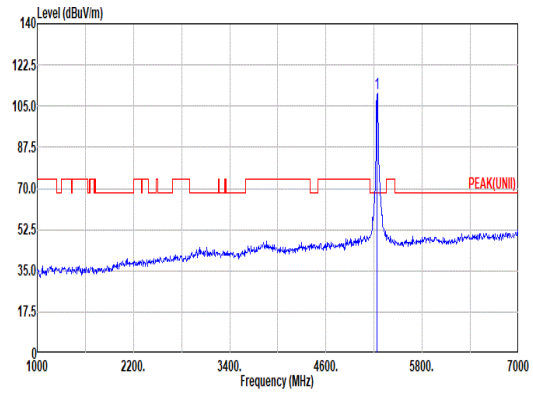 <br>Site : 03CH20-HY<br>Condition: PEAK(UNII) 3m HF_9120D_02360_241101 HORIZONTAL<br>: RBW:1000.000kHz VBW:3000.000kHz SWT:Auto<br><br>Freq Level Limit Line Margin Read Level Ant Factor Cable Loss Preamp Factor Aux Factor APos TPos Remark<br>MHz dBuV/m dBuV/m dB dBuV dB/m dB dB dB cm deg<br>1 5240.00 110.21 ------ ------ 102.20 32.88 12.92 37.79 0.00 100 71 PEAK |
| Avg | 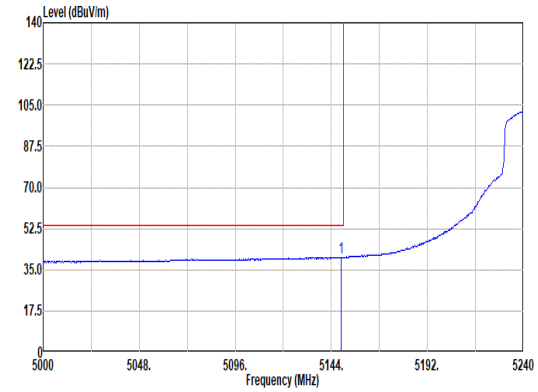 <br>Site : 03CH20-HY<br>Condition: AVG_BE_54 3m HF_9120D_02360_241101 HORIZONTAL<br>: RBW:1000.000kHz VBW:0.820kHz SWT:Auto<br><br>Freq Level Limit Line Margin Read Level Ant Factor Cable Loss Preamp Factor Aux Factor APos TPos Remark<br>MHz dBuV/m dBuV/m dB dBuV dB/m dB dB dB cm deg<br>1 5149.04 40.31 54.00 -13.69 31.95 33.30 12.80 37.74 0.00 100 71 AVERAGE | 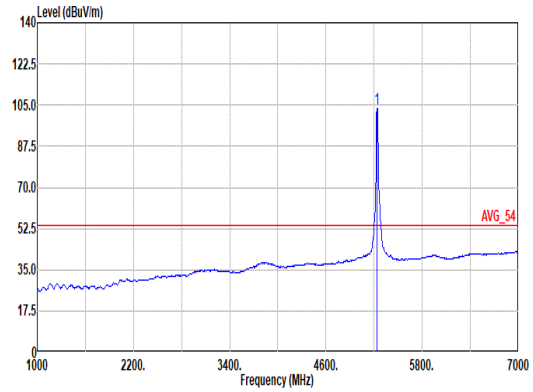 <br>Site : 03CH20-HY<br>Condition: AVG_54 3m HF_9120D_02360_241101 HORIZONTAL<br>: RBW:1000.000kHz VBW:0.820kHz SWT:Auto<br><br>Freq Level Limit Line Margin Read Level Ant Factor Cable Loss Preamp Factor Aux Factor APos TPos Remark<br>MHz dBuV/m dBuV/m dB dBuV dB/m dB dB dB cm deg<br>1 5240.00 103.56 ------ ------ 95.55 32.88 12.92 37.79 0.00 100 71 AVERAGE |

| Mode | 6 | |
|---|---|---|
| | Band Edge - R | |
| | U-NII-1_5.15-5.25_802.11n HT20_CH48_5240MHz | |
| ANT | 4 | |
| Pol. | Horizontal | Fundamental |
| Peak | 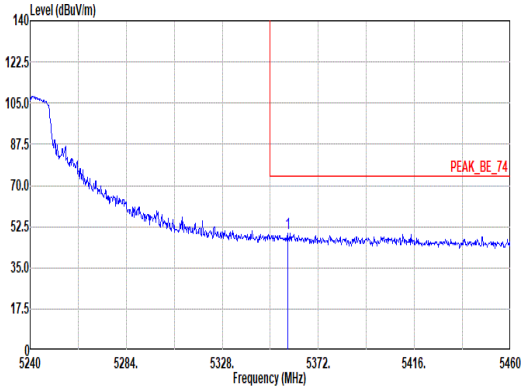 <br>Site : 03CH20-HY<br>Condition: PEAK_BE_74 3m HF_9120D_02360_241101 HORIZONTAL<br>: RBW:1000.000kHz VBW:3000.000kHz SWT:Auto<br><br>Limit Read Ant Cable Preamp Aux APos TPos<br>Freq Level Line Margin Level Factor Loss Factor Factor Remark<br>MHz dBuV/m dBuV/m dB dBuV dB/m dB dB dB cm deg<br>1 5357.92 49.60 74.00 -24.40 41.27 33.10 13.07 37.84 0.00 100 71 PEAK | Blank |
| Avg | 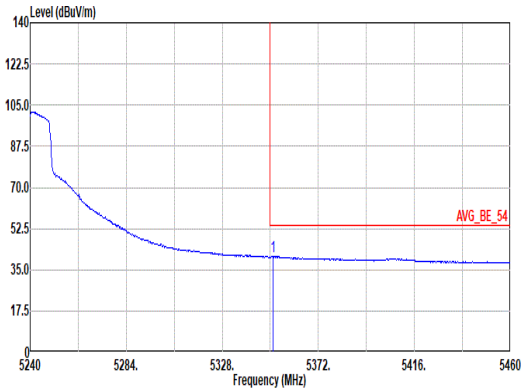 <br>Site : 03CH20-HY<br>Condition: AVG_BE_54 3m HF_9120D_02360_241101 HORIZONTAL<br>: RBW:1000.000kHz VBW:0.820kHz SWT:Auto<br><br>Limit Read Ant Cable Preamp Aux APos TPos<br>Freq Level Line Margin Level Factor Loss Factor Factor Remark<br>MHz dBuV/m dBuV/m dB dBuV dB/m dB dB dB cm deg<br>1 5351.32 40.68 54.00 -13.32 32.36 33.10 13.06 37.84 0.00 100 71 AVERAGE | Blank |

| Mode | 6 | |
|---|---|---|
| | Band Edge - L | |
| | U-NII-1_5.15-5.25_802.11n HT20_CH48_5240MHz | |
| ANT | 4 | |
| Pol. | Vertical | Fundamental |
| Peak | 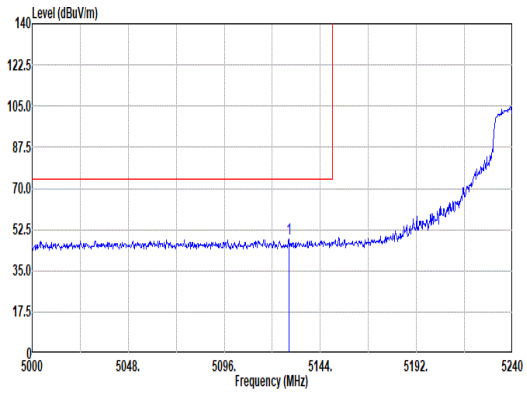 <br>Site : 03CH20-HY<br>Condition: PEAK_BE_74 3m HF_9120D_02360_241101 VERTICAL<br>: RBW:1000.000kHz VBW:3000.000kHz SWT:Auto<br><br>Freq Level Limit Line Margin Read Level Ant Factor Cable Loss Preamp Factor Aux Factor APos TPos Remark<br>MHz dBuV/m dBuV/m dB dBuV dB/m dB dB dB cm deg<br>1 5128.16 48.44 74.00 -25.56 40.13 33.26 12.78 37.73 0.00 100 310 PEAK | 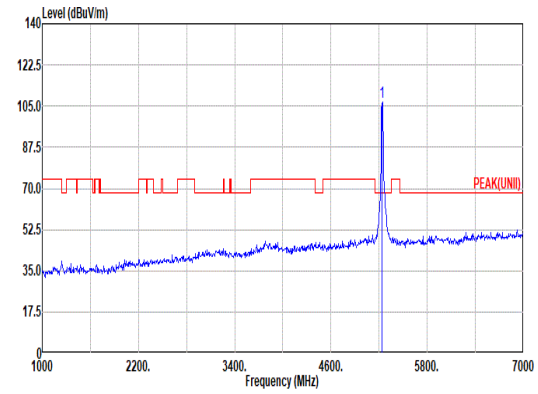 <br>Site : 03CH20-HY<br>Condition: PEAK(UNII) 3m HF_9120D_02360_241101 VERTICAL<br>: RBW:1000.000kHz VBW:3000.000kHz SWT:Auto<br><br>Freq Level Limit Line Margin Read Level Ant Factor Cable Loss Preamp Factor Aux Factor APos TPos Remark<br>MHz dBuV/m dBuV/m dB dBuV dB/m dB dB dB cm deg<br>1 5240.00 106.55 ------ ------ 98.54 32.88 12.92 37.79 0.00 100 310 PEAK |
| Avg | 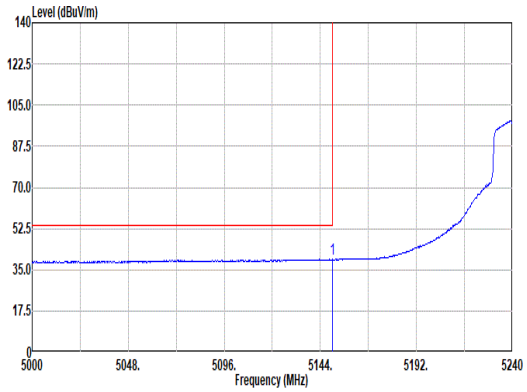 <br>Site : 03CH20-HY<br>Condition: AVG_BE_54 3m HF_9120D_02360_241101 VERTICAL<br>: RBW:1000.000kHz VBW:0.820kHz SWT:Auto<br><br>Freq Level Limit Line Margin Read Level Ant Factor Cable Loss Preamp Factor Aux Factor APos TPos Remark<br>MHz dBuV/m dBuV/m dB dBuV dB/m dB dB dB cm deg<br>1 5150.00 39.48 54.00 -14.52 31.11 33.30 12.81 37.74 0.00 100 310 AVERAGE | 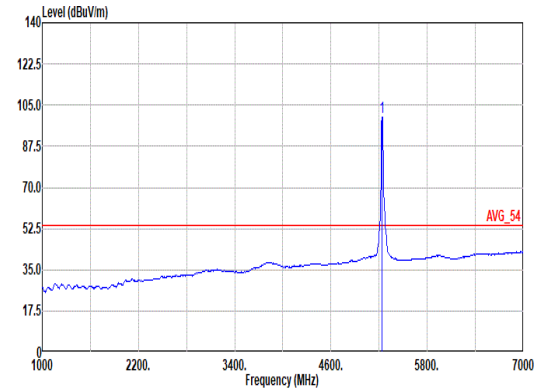 <br>Site : 03CH20-HY<br>Condition: AVG_54 3m HF_9120D_02360_241101 VERTICAL<br>: RBW:1000.000kHz VBW:0.820kHz SWT:Auto<br><br>Freq Level Limit Line Margin Read Level Ant Factor Cable Loss Preamp Factor Aux Factor APos TPos Remark<br>MHz dBuV/m dBuV/m dB dBuV dB/m dB dB dB cm deg<br>1 5240.00 99.77 ------ ------ 91.76 32.88 12.92 37.79 0.00 100 310 AVERAGE |

| Mode | 6 | |
|---|---|---|
| | Band Edge - R | |
| | U-NII-1_5.15-5.25_802.11n HT20_CH48_5240MHz | |
| ANT | 4 | |
| Pol. | Vertical | Fundamental |
| Peak | 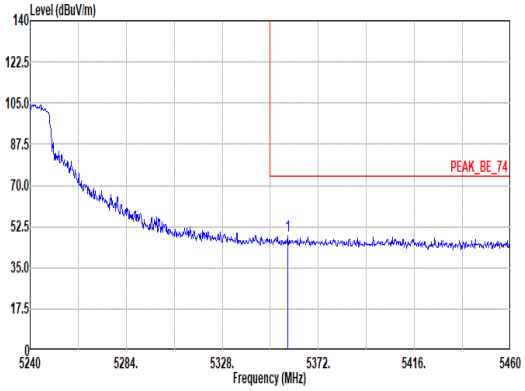 <br>Site : 03CH20-HY<br>Condition: PEAK_BE_74 3m HF_9120D_02360_241101 VERTICAL<br>: RBW:1000.000kHz VBW:3000.000kHz SWT:Auto<br><br>Limit Read Ant Cable Preamp Aux APos TPos<br>Freq Level Line Margin Level Factor Loss Factor Factor Remark<br>MHz dBuV/m dBuV/m dB dBuV dB/m dB dB dB cm deg<br>1 5357.92 48.40 74.00 -25.60 40.07 33.10 13.07 37.84 0.00 100 310 PEAK | Blank |
| Avg | 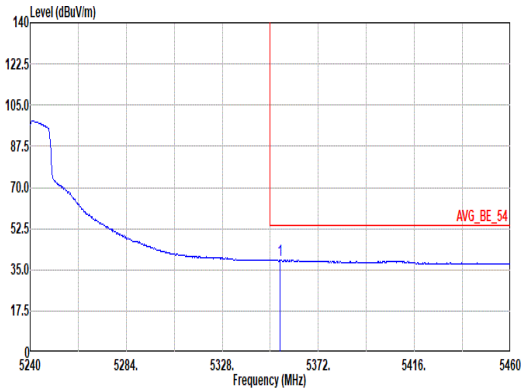 <br>Site : 03CH20-HY<br>Condition: AVG_BE_54 3m HF_9120D_02360_241101 VERTICAL<br>: RBW:1000.000kHz VBW:0.820kHz SWT:Auto<br><br>Limit Read Ant Cable Preamp Aux APos TPos<br>Freq Level Line Margin Level Factor Loss Factor Factor Remark<br>MHz dBuV/m dBuV/m dB dBuV dB/m dB dB dB cm deg<br>1 5354.62 39.08 54.00 -14.92 30.76 33.10 13.06 37.84 0.00 100 310 AVERAGE | Blank |

| Mode | 6 | |
|---|---|---|
| | Harmonic | |
| | U-NII-1_5.15-5.25_802.11n HT20_CH48_5240MHz | |
| ANT | 4 | |
| Pol. | Horizontal | Vertical |
| Peak<br>Avg | 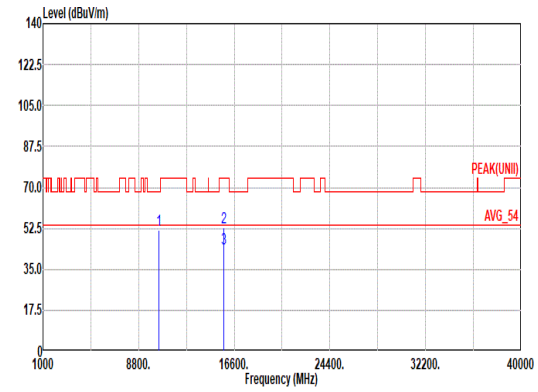 <br><br>Site : 03CH20-HY<br>Condition: PEAK(UNII) 3m HF_9120D_02360_241101 HORIZONTAL<br><br>Freq Level Limit Line Margin Read Level Ant Factor Cable Loss Preamp Factor Aux Factor APos TPos Remark<br>MHz dBuV/m dBuV/m dB dBuV dB/m dB dB dB cm deg<br>1 10480.00 51.72 68.20 -16.48 35.17 38.64 18.51 41.41 0.81 -- -- PEAK<br>2 15720.00 52.75 74.00 -21.25 35.01 38.94 22.81 44.46 0.45 249 66 PEAK<br>3 15720.00 43.85 54.00 -10.15 26.11 38.94 22.81 44.46 0.45 249 66 Average | 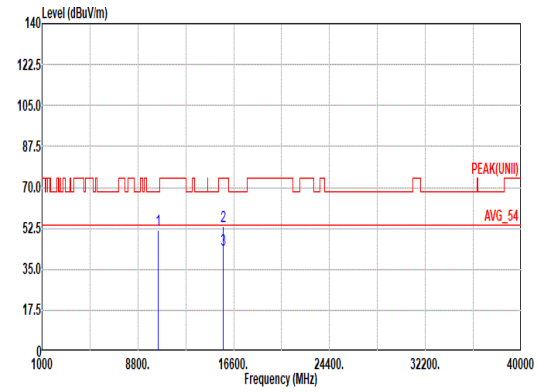 <br><br>Site : 03CH20-HY<br>Condition: PEAK(UNII) 3m HF_9120D_02360_241101 VERTICAL<br><br>Freq Level Limit Line Margin Read Level Ant Factor Cable Loss Preamp Factor Aux Factor APos TPos Remark<br>MHz dBuV/m dBuV/m dB dBuV dB/m dB dB dB cm deg<br>1 10480.00 51.78 68.20 -16.42 35.23 38.64 18.51 41.41 0.81 -- -- PEAK<br>2 15720.00 53.56 74.00 -20.44 35.82 38.94 22.81 44.46 0.45 154 35 PEAK<br>3 15720.00 43.37 54.00 -10.63 25.63 38.94 22.81 44.46 0.45 154 35 Average |

| Mode | 7 | |
|---|---|---|
| | Band Edge - L | |
| | U-NII-1_5.15-5.25_802.11n HT40_CH38_5190MHz | |
| ANT | 4 | |
| Pol. | Horizontal | Fundamental |
| Peak | 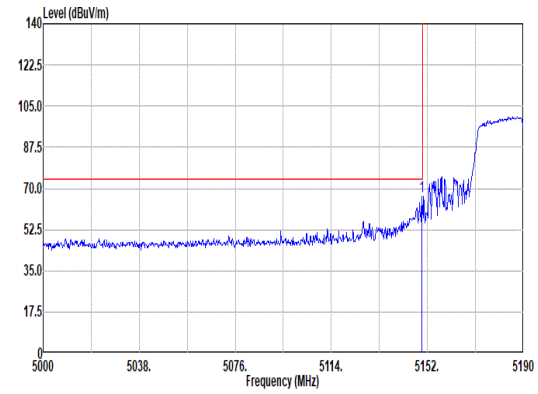 <br>Site : 03CH20-HY<br>Condition: PEAK_BE_74 3m HF_9120D_02360_241101 HORIZONTAL<br>: RBW:1000.000kHz VBW:3000.000kHz SWT:Auto<br><br>Freq Level Limit Line Margin Read Level Ant Factor Cable Loss Preamp Factor Aux Factor APos TPos Remark<br>MHz dBuV/m dBuV/m dB dBuV dB/m dB dB dB cm deg<br>1 5149.91 66.44 74.00 -7.56 58.08 33.30 12.80 37.74 0.00 106 67 PEAK | 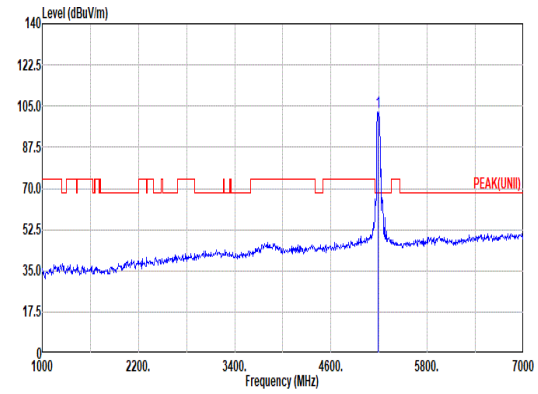 <br>Site : 03CH20-HY<br>Condition: PEAK(UNII) 3m HF_9120D_02360_241101 HORIZONTAL<br>: RBW:1000.000kHz VBW:3000.000kHz SWT:Auto<br><br>Freq Level Limit Line Margin Read Level Ant Factor Cable Loss Preamp Factor Aux Factor APos TPos Remark<br>MHz dBuV/m dBuV/m dB dBuV dB/m dB dB dB cm deg<br>1 5190.00 102.38 ------ ------ 94.31 32.98 12.85 37.76 0.00 106 67 PEAK |
| Avg | 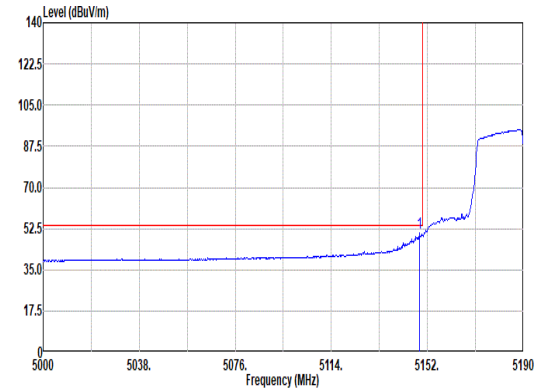 <br>Site : 03CH20-HY<br>Condition: AVG_BE_54 3m HF_9120D_02360_241101 HORIZONTAL<br>: RBW:1000.000kHz VBW:1.600kHz SWT:Auto<br><br>Freq Level Limit Line Margin Read Level Ant Factor Cable Loss Preamp Factor Aux Factor APos TPos Remark<br>MHz dBuV/m dBuV/m dB dBuV dB/m dB dB dB cm deg<br>1 5148.77 50.89 54.00 -3.11 42.53 33.30 12.80 37.74 0.00 106 67 AVERAGE | 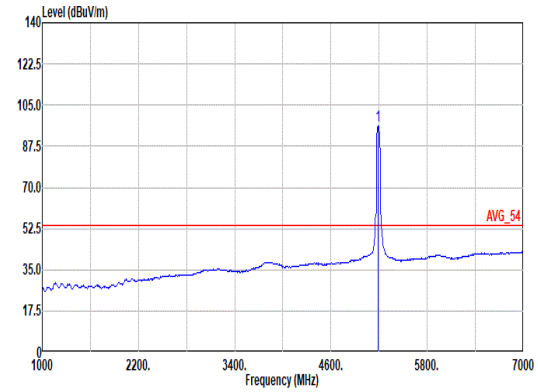 <br>Site : 03CH20-HY<br>Condition: AVG_54 3m HF_9120D_02360_241101 HORIZONTAL<br>: RBW:1000.000kHz VBW:1.600kHz SWT:Auto<br><br>Freq Level Limit Line Margin Read Level Ant Factor Cable Loss Preamp Factor Aux Factor APos TPos Remark<br>MHz dBuV/m dBuV/m dB dBuV dB/m dB dB dB cm deg<br>1 5190.00 96.04 ------ ------ 88.03 32.92 12.85 37.76 0.00 106 67 AVERAGE |

| Mode | 7 | |
|---|---|---|
| | Band Edge - R | |
| | U-NII-1_5.15-5.25_802.11n HT40_CH38_5190MHz | |
| ANT | 4 | |
| Pol. | Horizontal | Fundamental |
| Peak | 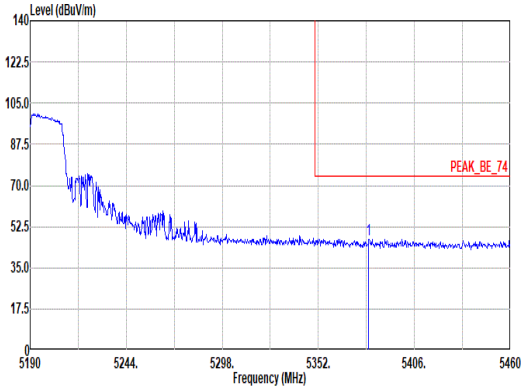 <br>Site : 03CH20-HY<br>Condition: PEAK_BE_74 3m HF_9120D_02360_241101 HORIZONTAL<br>: RBW:1000.000kHz VBW:3000.000kHz SWT:Auto<br><br>Limit Read Ant Cable Preamp Aux APos TPos<br>Freq Level Line Margin Level Factor Loss Factor Factor Remark<br>MHz dBuV/m dBuV/m dB dBuV dB/m dB dB dB cm deg<br>1 5380.35 47.17 74.00 -26.83 38.82 33.10 13.10 37.85 0.00 106 67 PEAK | Blank |
| Avg | 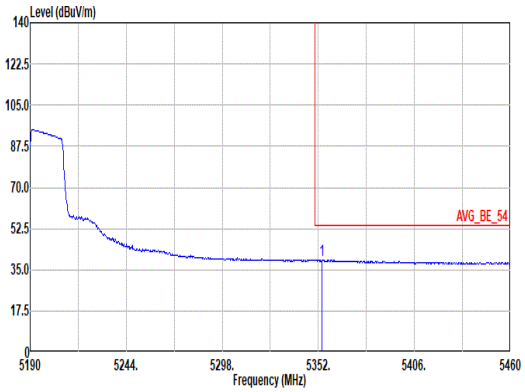 <br>Site : 03CH20-HY<br>Condition: AVG_BE_54 3m HF_9120D_02360_241101 HORIZONTAL<br>: RBW:1000.000kHz VBW:1.600kHz SWT:Auto<br><br>Limit Read Ant Cable Preamp Aux APos TPos<br>Freq Level Line Margin Level Factor Loss Factor Factor Remark<br>MHz dBuV/m dBuV/m dB dBuV dB/m dB dB dB cm deg<br>1 5353.89 39.15 54.00 -14.85 30.83 33.10 13.06 37.84 0.00 106 67 AVERAGE | Blank |

| Mode | 7 | |
|---|---|---|
| | Band Edge - L | |
| | U-NII-1_5.15-5.25_802.11n HT40_CH38_5190MHz | |
| ANT | 4 | |
| Pol. | Vertical | Fundamental |
| Peak | 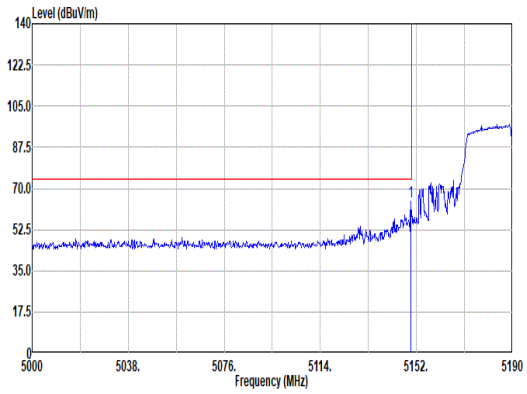 <br>Site : 03CH20-HY<br>Condition: PEAK_BE_74 3m HF_9120D_02360_241101 VERTICAL<br>: RBW:1000.000kHz VBW:3000.000kHz SWT:Auto<br><br>Freq Level Limit Line Margin Read Level Ant Factor Cable Loss Preamp Factor Aux Factor APos TPos Remark<br>MHz dBuV/m dBuV/m dB dBuV dB/m dB dB dB cm deg<br>1 5149.91 64.35 74.00 -9.65 55.99 33.30 12.80 37.74 0.00 400 341 PEAK | 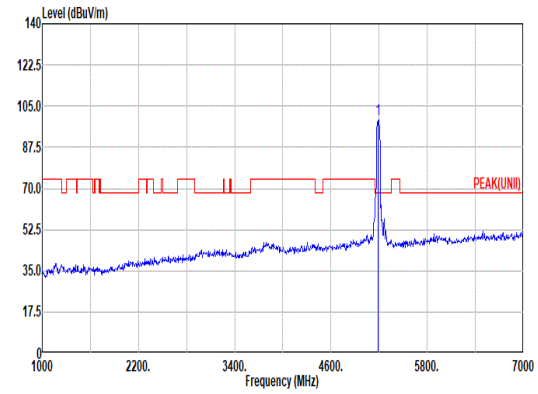 <br>Site : 03CH20-HY<br>Condition: PEAK(UNII) 3m HF_9120D_02360_241101 VERTICAL<br>: RBW:1000.000kHz VBW:3000.000kHz SWT:Auto<br><br>Freq Level Limit Line Margin Read Level Ant Factor Cable Loss Preamp Factor Aux Factor APos TPos Remark<br>MHz dBuV/m dBuV/m dB dBuV dB/m dB dB dB cm deg<br>1 5190.00 99.32 ------ ------ 91.36 32.86 12.86 37.76 0.00 400 341 PEAK |
| Avg | 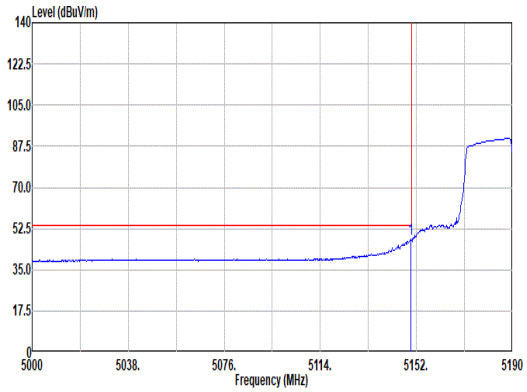 <br>Site : 03CH20-HY<br>Condition: AVG_BE_54 3m HF_9120D_02360_241101 VERTICAL<br>: RBW:1000.000kHz VBW:1.600kHz SWT:Auto<br><br>Freq Level Limit Line Margin Read Level Ant Factor Cable Loss Preamp Factor Aux Factor APos TPos Remark<br>MHz dBuV/m dBuV/m dB dBuV dB/m dB dB dB cm deg<br>1 5149.72 47.95 54.00 -6.05 39.59 33.30 12.80 37.74 0.00 400 341 AVERAGE | 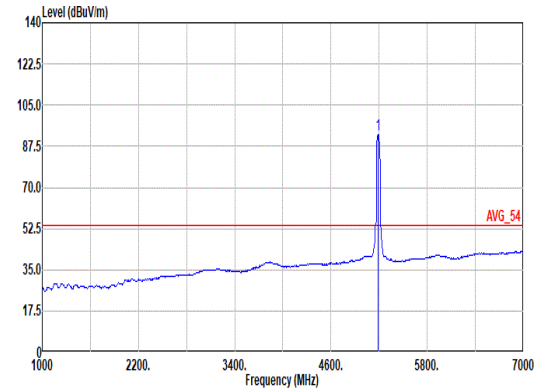 <br>Site : 03CH20-HY<br>Condition: AVG_54 3m HF_9120D_02360_241101 VERTICAL<br>: RBW:1000.000kHz VBW:1.600kHz SWT:Auto<br><br>Freq Level Limit Line Margin Read Level Ant Factor Cable Loss Preamp Factor Aux Factor APos TPos Remark<br>MHz dBuV/m dBuV/m dB dBuV dB/m dB dB dB cm deg<br>1 5190.00 92.28 ------ ------ 84.32 32.86 12.86 37.76 0.00 400 341 AVERAGE |

| Mode | 7 | |
|---|---|---|
| | Band Edge - R | |
| | U-NII-1_5.15-5.25_802.11n HT40_CH38_5190MHz | |
| ANT | 4 | |
| Pol. | Vertical | Fundamental |
| Peak | 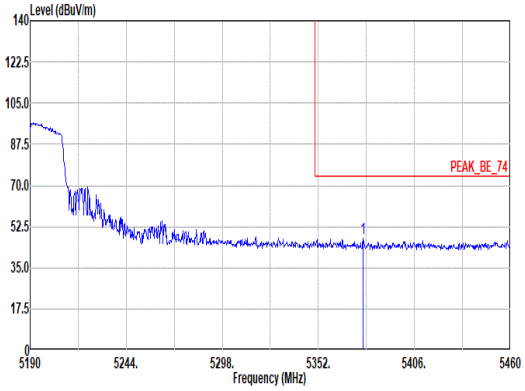 <br>Site : 03CH20-HY<br>Condition: PEAK_BE_74 3m HF_9120D_02360_241101 VERTICAL<br>: RBW:1000.000kHz VBW:3000.000kHz SWT:Auto<br><br>Limit Read Ant Cable Preamp Aux APos TPos<br>Freq Level Line Margin Level Factor Loss Factor Factor Remark<br>MHz dBuV/m dBuV/m dB dBuV dB/m dB dB dB cm deg<br>1 5377.11 47.57 74.00 -26.43 39.23 33.10 13.09 37.85 0.00 400 341 PEAK | Blank |
| Avg | 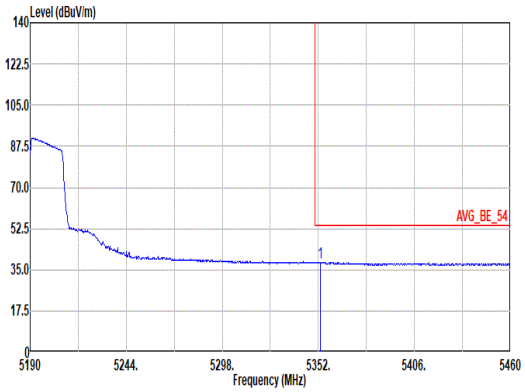 <br>Site : 03CH20-HY<br>Condition: AVG_BE_54 3m HF_9120D_02360_241101 VERTICAL<br>: RBW:1000.000kHz VBW:1.600kHz SWT:Auto<br><br>Limit Read Ant Cable Preamp Aux APos TPos<br>Freq Level Line Margin Level Factor Loss Factor Factor Remark<br>MHz dBuV/m dBuV/m dB dBuV dB/m dB dB dB cm deg<br>1 5353.35 38.20 54.00 -15.80 29.88 33.10 13.06 37.84 0.00 400 341 AVERAGE | Blank |

| Mode | 7 | |
|---|---|---|
| | Harmonic | |
| | U-NII-1_5.15-5.25_802.11n HT40_CH38_5190MHz | |
| ANT | 4 | |
| Pol. | Horizontal | Vertical |
| Peak<br>Avg | 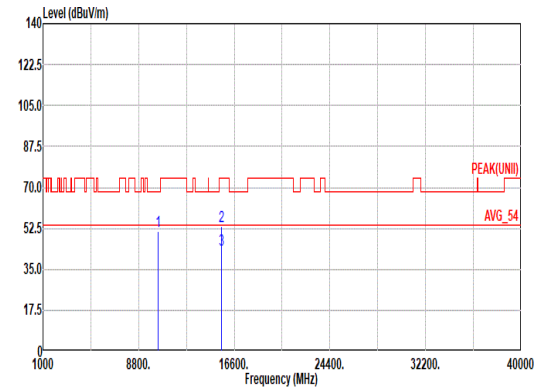 <br><br>Site : 03CH20-HY<br>Condition: PEAK(UNII) 3m HF_9120D_02360_241101 HORIZONTAL<br><br>Limit Read Ant Cable Preamp Aux APos TPos<br>Freq Level Line Margin Level Factor Loss Factor Factor Remark<br>MHz dBuV/m dBuV/m dB dBuV dB/m dB dB dB cm deg<br>1 10380.00 51.33 68.20 -16.87 34.65 38.80 18.42 41.36 0.82 -- -- PEAK<br>2 15570.00 53.37 74.00 -20.63 35.65 39.14 22.69 44.58 0.47 300 62 PEAK<br>3 15570.00 43.14 54.00 -10.86 25.42 39.14 22.69 44.58 0.47 300 62 Average | 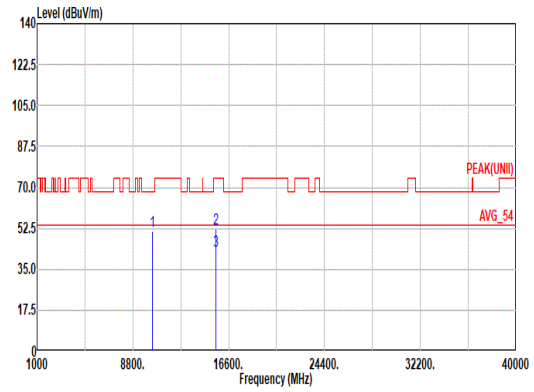 <br><br>Site : 03CH20-HY<br>Condition: PEAK(UNII) 3m HF_9120D_02360_241101 VERTICAL<br><br>Limit Read Ant Cable Preamp Aux APos TPos<br>Freq Level Line Margin Level Factor Loss Factor Factor Remark<br>MHz dBuV/m dBuV/m dB dBuV dB/m dB dB dB cm deg<br>1 10380.00 51.35 68.20 -16.85 34.67 38.80 18.42 41.36 0.82 -- -- PEAK<br>2 15570.00 52.13 74.00 -21.87 34.41 39.14 22.69 44.58 0.47 300 356 PEAK<br>3 15570.00 43.04 54.00 -10.96 25.32 39.14 22.69 44.58 0.47 300 356 Average |

| Mode | 8 | |
|---|---|---|
| | Band Edge - L | |
| | U-NII-1_5.15-5.25_802.11n HT40_CH46_5230MHz | |
| ANT | 4 | |
| Pol. | Horizontal | Fundamental |
| Peak | 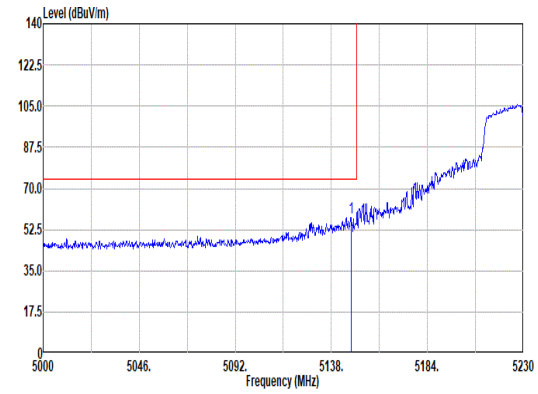 <br>Site : 03CH20-HY<br>Condition: PEAK_BE_74 3m HF_9120D_02360_241101 HORIZONTAL<br>: RBW:1000.000kHz VBW:3000.000kHz SWT:Auto<br>Freq Level Limit Line Margin Read Level Ant Factor Cable Loss Preamp Factor Aux Factor APos TPos Remark<br>MHz dBuV/m dBuV/m dB dBuV dB/m dB dB dB cm deg<br>1 5147.43 57.41 74.00 -16.59 49.06 33.29 12.80 37.74 0.00 100 68 PEAK | 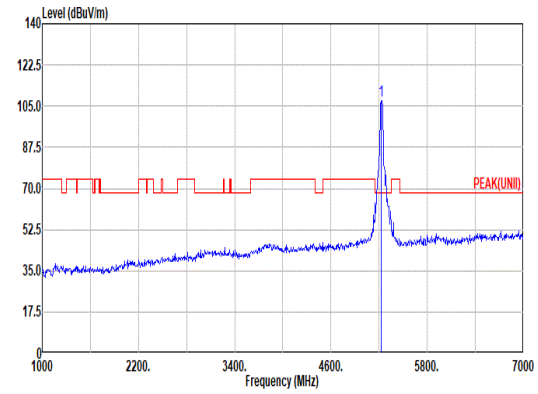 <br>Site : 03CH20-HY<br>Condition: PEAK(UNII) 3m HF_9120D_02360_241101 HORIZONTAL<br>: RBW:1000.000kHz VBW:3000.000kHz SWT:Auto<br>Freq Level Limit Line Margin Read Level Ant Factor Cable Loss Preamp Factor Aux Factor APos TPos Remark<br>MHz dBuV/m dBuV/m dB dBuV dB/m dB dB dB cm deg<br>1 5230.00 107.48 ------ ------ 99.49 32.86 12.91 37.78 0.00 100 68 PEAK |
| Avg | 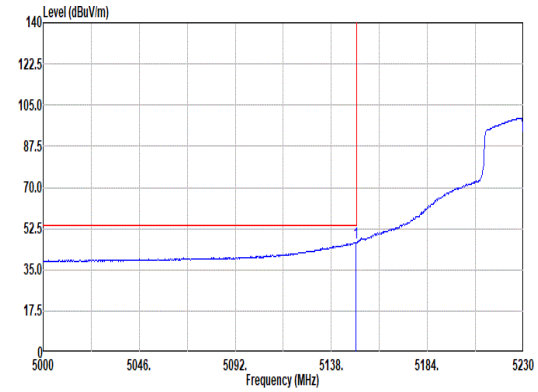 <br>Site : 03CH20-HY<br>Condition: AVG_BE_54 3m HF_9120D_02360_241101 HORIZONTAL<br>: RBW:1000.000kHz VBW:1.600kHz SWT:Auto<br>Freq Level Limit Line Margin Read Level Ant Factor Cable Loss Preamp Factor Aux Factor APos TPos Remark<br>MHz dBuV/m dBuV/m dB dBuV dB/m dB dB dB cm deg<br>1 5149.73 46.73 54.00 -7.27 38.37 33.30 12.80 37.74 0.00 100 68 AVERAGE | 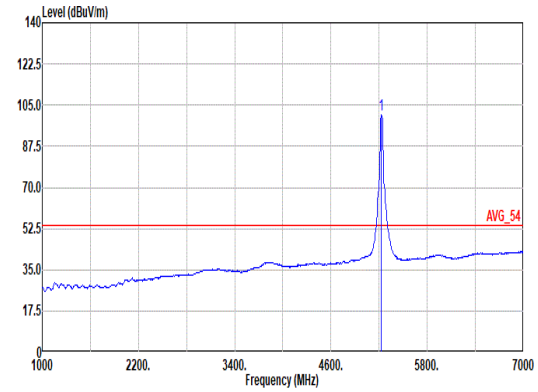 <br>Site : 03CH20-HY<br>Condition: AVG_54 3m HF_9120D_02360_241101 HORIZONTAL<br>: RBW:1000.000kHz VBW:1.600kHz SWT:Auto<br>Freq Level Limit Line Margin Read Level Ant Factor Cable Loss Preamp Factor Aux Factor APos TPos Remark<br>MHz dBuV/m dBuV/m dB dBuV dB/m dB dB dB cm deg<br>1 5230.00 100.76 ------ ------ 92.77 32.86 12.91 37.78 0.00 100 68 AVERAGE |

| Mode | 8 | |
|---|---|---|
| | Band Edge - R | |
| | U-NII-1_5.15-5.25_802.11n HT40_CH46_5230MHz | |
| ANT | 4 | |
| Pol. | Horizontal | Fundamental |
| Peak | 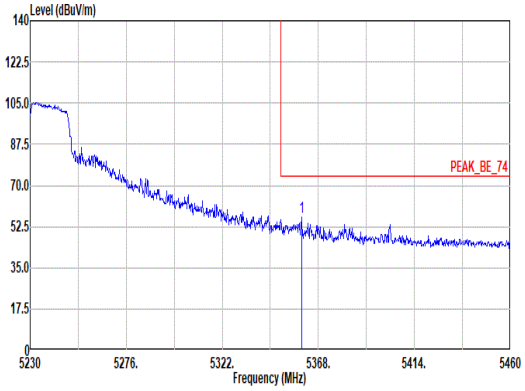 <br>Site : 03CH20-HY<br>Condition: PEAK_BE_74 3m HF_9120D_02360_241101 HORIZONTAL<br>: RBW:1000.000kHz VBW:3000.000kHz SWT:Auto<br><br>Limit Read Ant Cable Preamp Aux APos TPos<br>Freq Level Line Margin Level Factor Loss Factor Factor Remark<br>MHz dBuV/m dBuV/m dB dBuV dB/m dB dB dB cm deg<br>1 5359.95 56.48 74.00 -17.52 48.15 33.10 13.07 37.84 0.00 100 68 PEAK | Blank |
| Avg | 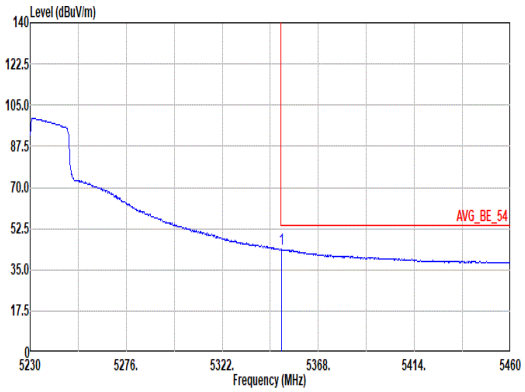 <br>Site : 03CH20-HY<br>Condition: AVG_BE_54 3m HF_9120D_02360_241101 HORIZONTAL<br>: RBW:1000.000kHz VBW:1.600kHz SWT:Auto<br><br>Limit Read Ant Cable Preamp Aux APos TPos<br>Freq Level Line Margin Level Factor Loss Factor Factor Remark<br>MHz dBuV/m dBuV/m dB dBuV dB/m dB dB dB cm deg<br>1 5350.52 43.81 54.00 -10.19 35.49 33.10 13.06 37.84 0.00 100 68 AVERAGE | Blank |

| Mode | 8 | |
|---|---|---|
| | Band Edge - L | |
| | U-NII-1_5.15-5.25_802.11n HT40_CH46_5230MHz | |
| ANT | 4 | |
| Pol. | Vertical | Fundamental |
| Peak | 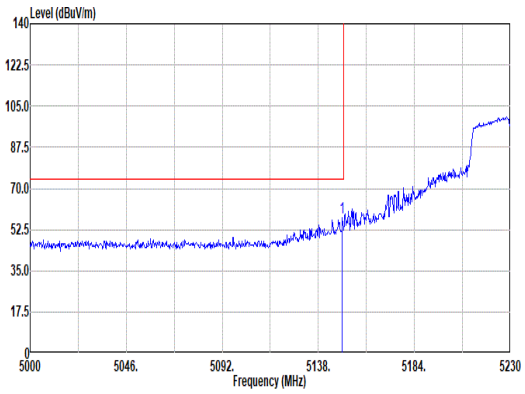 <br>Site : 03CH20-HY<br>Condition: PEAK_BE_74 3m HF_9120D_02360_241101 VERTICAL<br>: RBW:1000.000kHz VBW:3000.000kHz SWT:Auto<br>Freq Level Limit Line Margin Read Level Ant Factor Cable Loss Preamp Factor Aux Factor APos TPos Remark<br>MHz dBuV/m dBuV/m dB dBuV dB/m dB dB dB cm deg<br>1 5149.50 57.76 74.00 -16.24 49.40 33.30 12.80 37.74 0.00 400 342 PEAK | 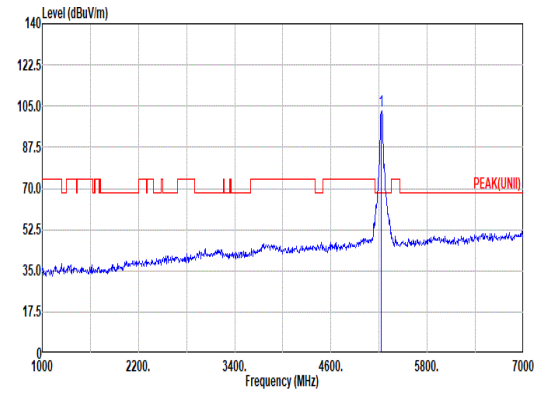 <br>Site : 03CH20-HY<br>Condition: PEAK(UNII) 3m HF_9120D_02360_241101 VERTICAL<br>: RBW:1000.000kHz VBW:3000.000kHz SWT:Auto<br>Freq Level Limit Line Margin Read Level Ant Factor Cable Loss Preamp Factor Aux Factor APos TPos Remark<br>MHz dBuV/m dBuV/m dB dBuV dB/m dB dB dB cm deg<br>1 5230.00 102.80 ------ ------ 94.80 32.87 12.91 37.78 0.00 400 342 PEAK |
| Avg | 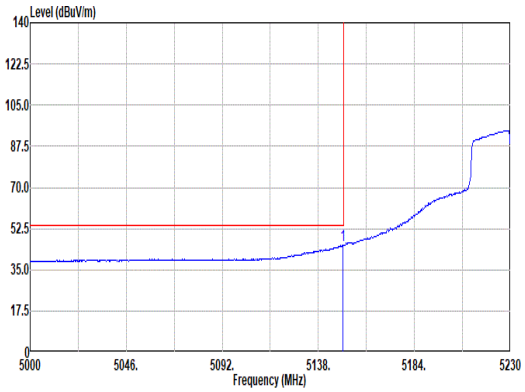 <br>Site : 03CH20-HY<br>Condition: AVG_BE_54 3m HF_9120D_02360_241101 VERTICAL<br>: RBW:1000.000kHz VBW:1.600kHz SWT:Auto<br>Freq Level Limit Line Margin Read Level Ant Factor Cable Loss Preamp Factor Aux Factor APos TPos Remark<br>MHz dBuV/m dBuV/m dB dBuV dB/m dB dB dB cm deg<br>1 5149.73 45.43 54.00 -8.57 37.07 33.30 12.80 37.74 0.00 400 342 AVERAGE | 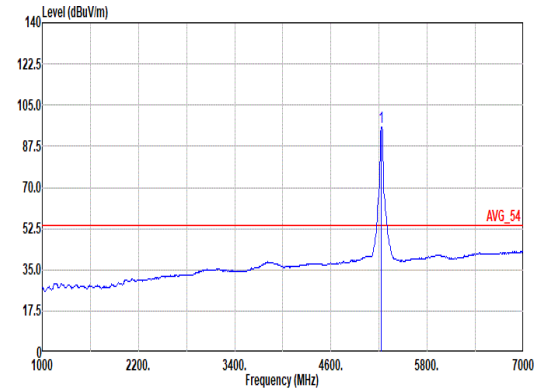 <br>Site : 03CH20-HY<br>Condition: AVG_54 3m HF_9120D_02360_241101 VERTICAL<br>: RBW:1000.000kHz VBW:1.600kHz SWT:Auto<br>Freq Level Limit Line Margin Read Level Ant Factor Cable Loss Preamp Factor Aux Factor APos TPos Remark<br>MHz dBuV/m dBuV/m dB dBuV dB/m dB dB dB cm deg<br>1 5230.00 95.87 ------ ------ 87.88 32.86 12.91 37.78 0.00 400 342 AVERAGE |

| Mode | 8 | |
|---|---|---|
| | Band Edge - R | |
| | U-NII-1_5.15-5.25_802.11n HT40_CH46_5230MHz | |
| ANT | 4 | |
| Pol. | Vertical | Fundamental |
| Peak | 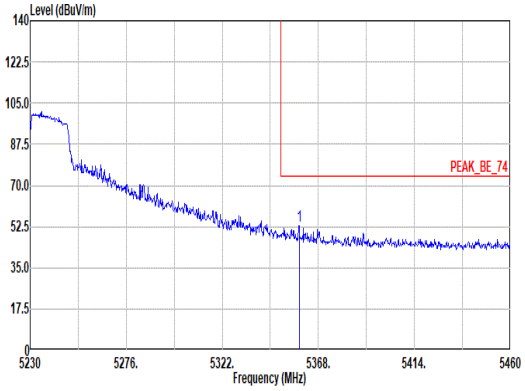 <br>Site : 03CH20-HY<br>Condition: PEAK_BE_74 3m HF_9120D_02360_241101 VERTICAL<br>: RBW:1000.000kHz VBW:3000.000kHz SWT:Auto<br><br>Limit Read Ant Cable Preamp Aux APos TPos<br>Freq Level Line Margin Level Factor Loss Factor Factor Remark<br>MHz dBuV/m dBuV/m dB dBuV dB/m dB dB dB cm deg<br>1 5358.80 53.07 74.00 -20.93 44.74 33.10 13.07 37.84 0.00 400 342 PEAK | Blank |
| Avg | 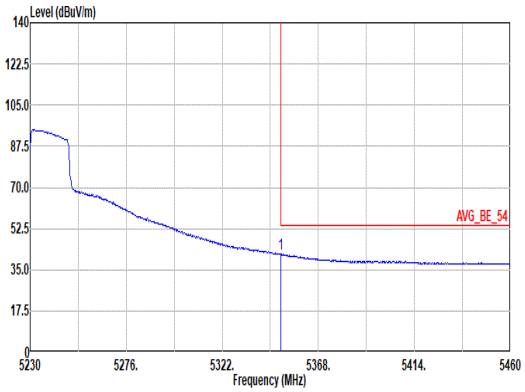 <br>Site : 03CH20-HY<br>Condition: AVG_BE_54 3m HF_9120D_02360_241101 VERTICAL<br>: RBW:1000.000kHz VBW:1.600kHz SWT:Auto<br><br>Limit Read Ant Cable Preamp Aux APos TPos<br>Freq Level Line Margin Level Factor Loss Factor Factor Remark<br>MHz dBuV/m dBuV/m dB dBuV dB/m dB dB dB cm deg<br>1 5350.06 41.71 54.00 -12.29 33.39 33.10 13.06 37.84 0.00 400 342 AVERAGE | Blank |

| Mode | 8 | |
|---|---|---|
| | Harmonic | |
| | U-NII-1_5.15-5.25_802.11n HT40_CH46_5230MHz | |
| ANT | 4 | |
| Pol. | Horizontal | Vertical |
| Peak<br>Avg | 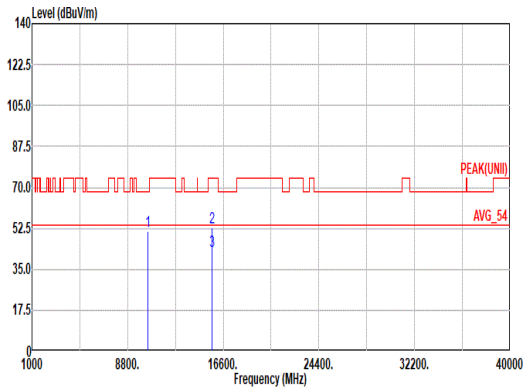 <br><br>Site : 03CH20-HY<br>Condition: PEAK(UNII) 3m HF_9120D_02360_241101 HORIZONTAL<br><br>Freq Level Limit Line Margin Read Level Ant Factor Cable Loss Preamp Factor Aux Factor APos TPos Remark<br>MHz dBuV/m dBuV/m dB dBuV dB/m dB dB dB cm deg<br>1 10460.00 51.32 68.20 -16.88 34.73 38.68 18.49 41.40 0.82 -- -- PEAK<br>2 15690.00 52.63 74.00 -21.37 34.97 38.90 22.79 44.48 0.45 400 352 PEAK<br>3 15690.00 43.00 54.00 -11.00 25.34 38.90 22.79 44.48 0.45 400 352 Average | 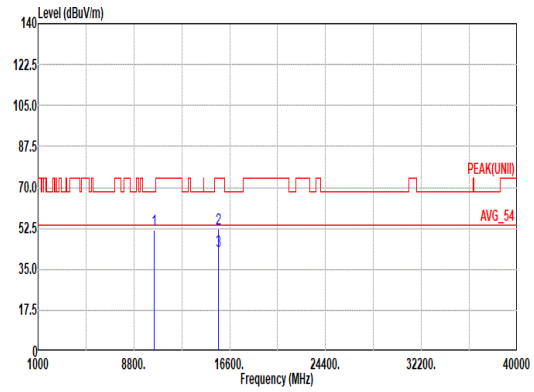 <br><br>Site : 03CH20-HY<br>Condition: PEAK(UNII) 3m HF_9120D_02360_241101 VERTICAL<br><br>Freq Level Limit Line Margin Read Level Ant Factor Cable Loss Preamp Factor Aux Factor APos TPos Remark<br>MHz dBuV/m dBuV/m dB dBuV dB/m dB dB dB cm deg<br>1 10460.00 51.81 68.20 -16.39 35.22 38.68 18.49 41.40 0.82 -- -- PEAK<br>2 15690.00 52.55 74.00 -21.45 34.89 38.90 22.79 44.48 0.45 200 67 PEAK<br>3 15690.00 42.96 54.00 -11.04 25.30 38.90 22.79 44.48 0.45 200 67 Average |

| Mode | 9 | |
|---|---|---|
| | Band Edge - L | |
| | U-NII-1_5.15-5.25_802.11ac VHT80_CH42_5210MHz | |
| ANT | 4 | |
| Pol. | Horizontal | Fundamental |
| Peak | 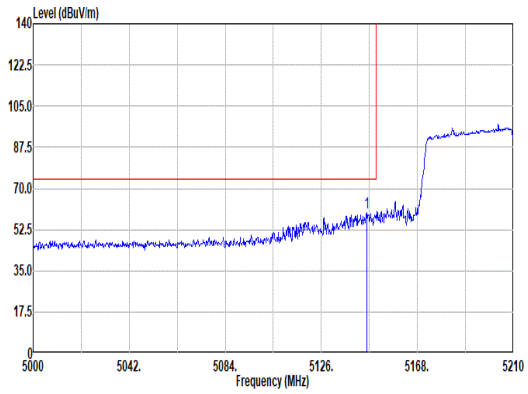 <br>Site : 03CH20-HY<br>Condition: PEAK_BE_74 3m HF_9120D_02360_241101 HORIZONTAL<br>: RBW:1000.000kHz VBW:3000.000kHz SWT:Auto<br>Freq Level Limit Line Margin Read Level Ant Factor Cable Loss Preamp Factor Aux Factor APos TPos Remark<br>1 5145.74 59.95 74.00 -14.05 51.60 33.29 12.80 37.74 0.00 112 68 PEAK | 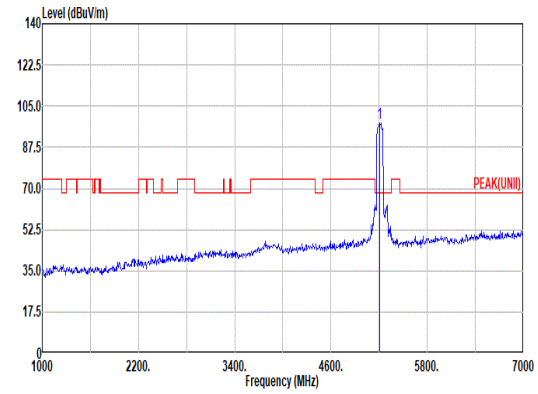 <br>Site : 03CH20-HY<br>Condition: PEAK(UNII) 3m HF_9120D_02360_241101 HORIZONTAL<br>: RBW:1000.000kHz VBW:3000.000kHz SWT:Auto<br>Freq Level Limit Line Margin Read Level Ant Factor Cable Loss Preamp Factor Aux Factor APos TPos Remark<br>1 5210.00 97.80 ------ ------ 89.88 32.81 12.88 37.77 0.00 112 68 PEAK |
| Avg | 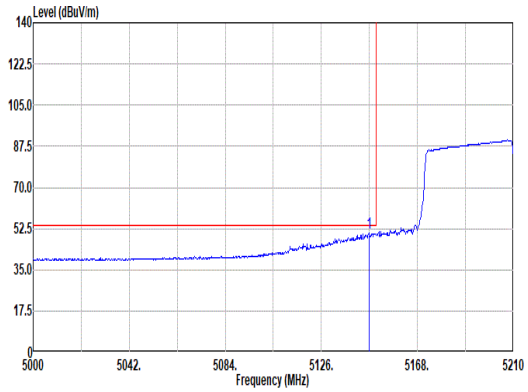 <br>Site : 03CH20-HY<br>Condition: AVG_BE_54 3m HF_9120D_02360_241101 HORIZONTAL<br>: RBW:1000.000kHz VBW:3.300kHz SWT:Auto<br>Freq Level Limit Line Margin Read Level Ant Factor Cable Loss Preamp Factor Aux Factor APos TPos Remark<br>1 5146.79 50.51 54.00 -3.49 42.16 33.29 12.80 37.74 0.00 112 68 AVERAGE | 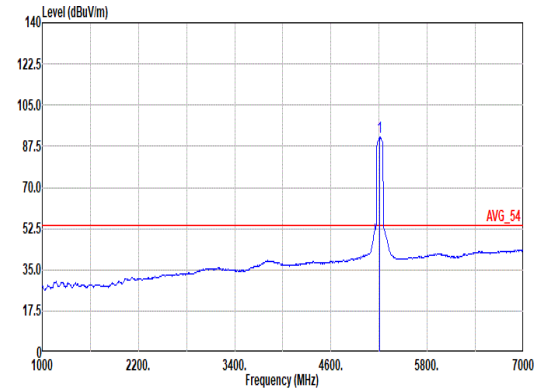 <br>Site : 03CH20-HY<br>Condition: AVG_54 3m HF_9120D_02360_241101 HORIZONTAL<br>: RBW:1000.000kHz VBW:3.300kHz SWT:Auto<br>Freq Level Limit Line Margin Read Level Ant Factor Cable Loss Preamp Factor Aux Factor APos TPos Remark<br>1 5210.00 91.45 ------ ------ 83.53 32.81 12.88 37.77 0.00 112 68 AVERAGE |

| Mode | 9 | |
|---|---|---|
| | Band Edge - R | |
| | U-NII-1_5.15-5.25_802.11ac VHT80_CH42_5210MHz | |
| ANT | 4 | |
| Pol. | Horizontal | Fundamental |
| Peak | 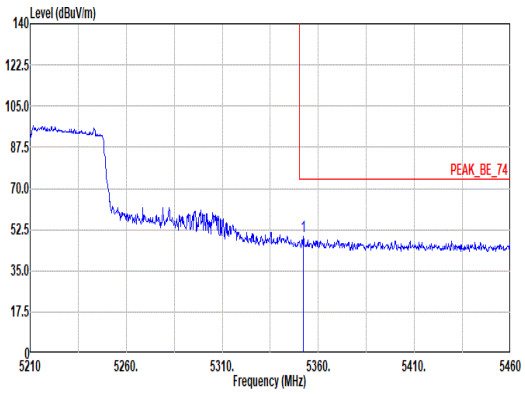 <br>Site : 03CH20-HY<br>Condition: PEAK_BE_74 3m HF_9120D_02360_241101 HORIZONTAL<br>: RBW:1000.000kHz VBW:3000.000kHz SWT:Auto<br><br>Limit Read Ant Cable Preamp Aux APos TPos<br>Freq Level Line Margin Level Factor Loss Factor Factor Remark<br>MHz dBuV/m dBuV/m dB dBuV dB/m dB dB dB cm deg<br>1 5352.00 49.47 74.00 -24.53 41.15 33.10 13.06 37.84 0.00 112 68 PEAK | Blank |
| Avg | 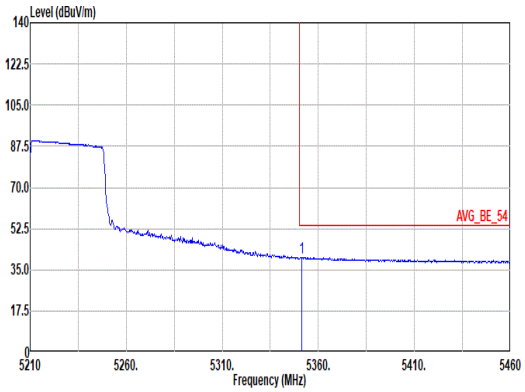 <br>Site : 03CH20-HY<br>Condition: AVG_BE_54 3m HF_9120D_02360_241101 HORIZONTAL<br>: RBW:1000.000kHz VBW:3.300kHz SWT:Auto<br><br>Limit Read Ant Cable Preamp Aux APos TPos<br>Freq Level Line Margin Level Factor Loss Factor Factor Remark<br>MHz dBuV/m dBuV/m dB dBuV dB/m dB dB dB cm deg<br>1 5351.50 40.23 54.00 -13.77 31.91 33.10 13.06 37.84 0.00 112 68 AVERAGE | Blank |

| Mode | 9 | |
|---|---|---|
| | Band Edge - L | |
| | U-NII-1_5.15-5.25_802.11ac VHT80_CH42_5210MHz | |
| ANT | 4 | |
| Pol. | Vertical | Fundamental |
| Peak | 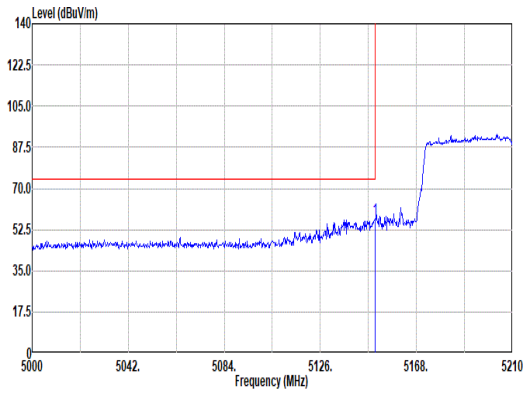 <br>Site : 03CH20-HY<br>Condition: PEAK_BE_74 3m HF_9120D_02360_241101 VERTICAL<br>: RBW:1000.000kHz VBW:3000.000kHz SWT:Auto<br><br>Freq Level Limit Line Margin Read Level Ant Factor Cable Loss Preamp Factor Aux Factor APos TPos Remark<br>MHz dBuV/m dBuV/m dB dBuV dB/m dB dB dB cm deg<br>1 5149.94 57.31 74.00 -16.69 48.95 33.30 12.80 37.74 0.00 398 343 PEAK | 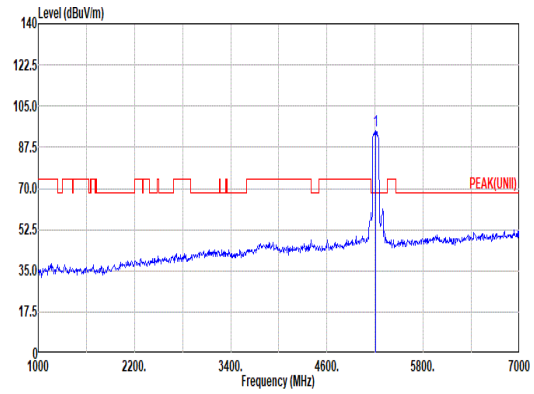 <br>Site : 03CH20-HY<br>Condition: PEAK(UNII) 3m HF_9120D_02360_241101 VERTICAL<br>: RBW:1000.000kHz VBW:3000.000kHz SWT:Auto<br><br>Freq Level Limit Line Margin Read Level Ant Factor Cable Loss Preamp Factor Aux Factor APos TPos Remark<br>MHz dBuV/m dBuV/m dB dBuV dB/m dB dB dB cm deg<br>1 5210.00 94.43 ------ ------ 86.51 32.81 12.88 37.77 0.00 398 343 PEAK |
| Avg | 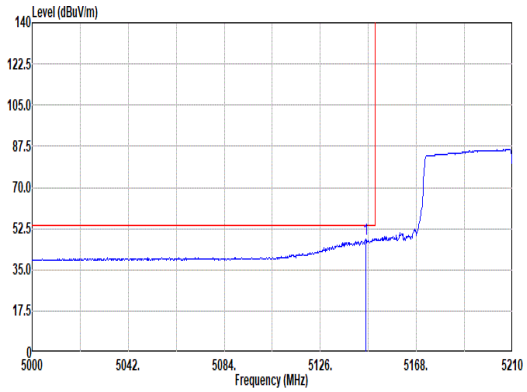 <br>Site : 03CH20-HY<br>Condition: AVG_BE_54 3m HF_9120D_02360_241101 VERTICAL<br>: RBW:1000.000kHz VBW:3.300kHz SWT:Auto<br><br>Freq Level Limit Line Margin Read Level Ant Factor Cable Loss Preamp Factor Aux Factor APos TPos Remark<br>MHz dBuV/m dBuV/m dB dBuV dB/m dB dB dB cm deg<br>1 5145.95 48.23 54.00 -5.77 39.88 33.29 12.80 37.74 0.00 398 343 AVERAGE | 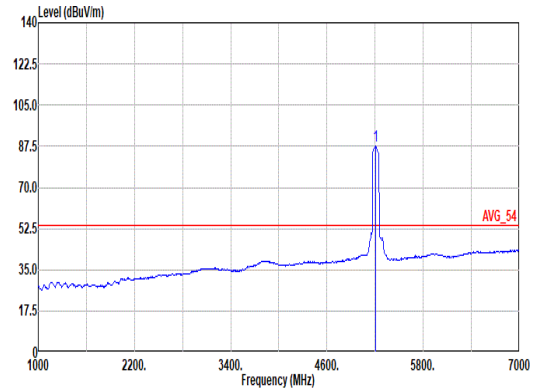 <br>Site : 03CH20-HY<br>Condition: AVG_54 3m HF_9120D_02360_241101 VERTICAL<br>: RBW:1000.000kHz VBW:3.300kHz SWT:Auto<br><br>Freq Level Limit Line Margin Read Level Ant Factor Cable Loss Preamp Factor Aux Factor APos TPos Remark<br>MHz dBuV/m dBuV/m dB dBuV dB/m dB dB dB cm deg<br>1 5210.00 87.47 ------ ------ 79.55 32.81 12.88 37.77 0.00 398 343 AVERAGE |

| Mode | 9 | |
|---|---|---|
| | Band Edge - R | |
| | U-NII-1_5.15-5.25_802.11ac VHT80_CH42_5210MHz | |
| ANT | 4 | |
| Pol. | Vertical | Fundamental |
| Peak | 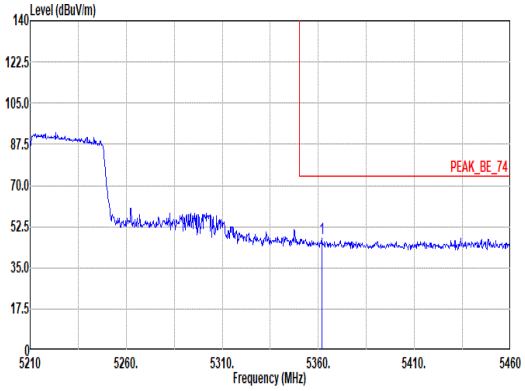 <br>Site : 03CH20-HY<br>Condition: PEAK_BE_74 3m HF_9120D_02360_241101 VERTICAL<br>: RBW:1000.000kHz VBW:3000.000kHz SWT:Auto<br><br>Limit Read Ant Cable Preamp Aux APos TPos<br>Freq Level Line Margin Level Factor Loss Factor Factor Remark<br>MHz dBuV/m dBuV/m dB dBuV dB/m dB dB dB cm deg<br>1 5361.75 47.51 74.00 -26.49 39.18 33.10 13.07 37.84 0.00 398 343 PEAK | Blank |
| Avg | 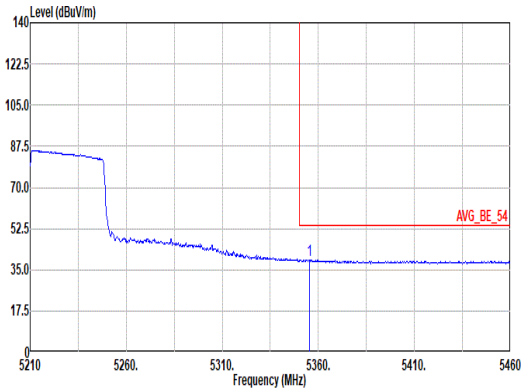 <br>Site : 03CH20-HY<br>Condition: AVG_BE_54 3m HF_9120D_02360_241101 VERTICAL<br>: RBW:1000.000kHz VBW:3.300kHz SWT:Auto<br><br>Limit Read Ant Cable Preamp Aux APos TPos<br>Freq Level Line Margin Level Factor Loss Factor Factor Remark<br>MHz dBuV/m dBuV/m dB dBuV dB/m dB dB dB cm deg<br>1 5355.25 39.11 54.00 -14.89 30.79 33.10 13.06 37.84 0.00 398 343 AVERAGE | Blank |

| Mode | 9 | |
|---|---|---|
| | Harmonic | |
| | U-NII-1_5.15-5.25_802.11ac VHT80_CH42_5210MHz | |
| ANT | 4 | |
| Pol. | Horizontal | Vertical |
| Peak<br>Avg | 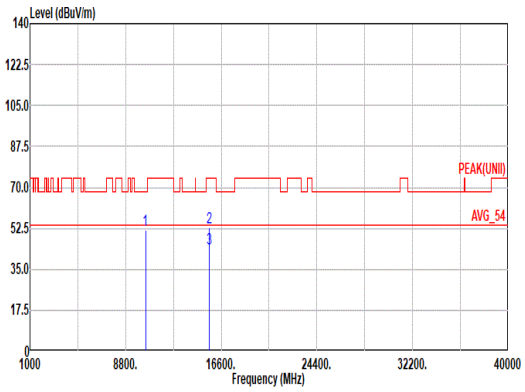 <br><br>Site : 03CH20-HY<br>Condition: PEAK(UNII) 3m HF_9120D_02360_241101 HORIZONTAL<br><br>Freq Level Limit Line Margin Read Level Ant Factor Cable Loss Preamp Factor Aux Factor APos TPos Remark<br>MHz dBuV/m dBuV/m dB dBuV dB/m dB dB dB cm deg<br>1 10420.00 51.79 68.20 -16.41 35.14 38.76 18.45 41.38 0.82 -- -- PEAK<br>2 15630.00 53.03 74.00 -20.97 35.34 39.02 22.74 44.53 0.46 100 74 PEAK<br>3 15630.00 43.82 54.00 -10.18 26.13 39.02 22.74 44.53 0.46 100 74 Average | 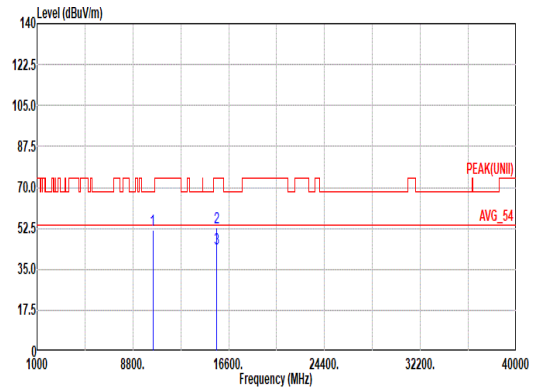 <br><br>Site : 03CH20-HY<br>Condition: PEAK(UNII) 3m HF_9120D_02360_241101 VERTICAL<br><br>Freq Level Limit Line Margin Read Level Ant Factor Cable Loss Preamp Factor Aux Factor APos TPos Remark<br>MHz dBuV/m dBuV/m dB dBuV dB/m dB dB dB cm deg<br>1 10420.00 51.82 68.20 -16.38 35.17 38.76 18.45 41.38 0.82 -- -- PEAK<br>2 15630.00 52.57 74.00 -21.43 34.88 39.02 22.74 44.53 0.46 400 248 PEAK<br>3 15630.00 43.62 54.00 -10.38 25.93 39.02 22.74 44.53 0.46 400 248 Average |

| Mode | 10 | |
|---|---|---|
| | Band Edge - L | |
| | U-NII-2A_5.25-5.35_802.11a_CH52_5260MHz | |
| ANT | 4 | |
| Pol. | Horizontal | Fundamental |
| Peak | 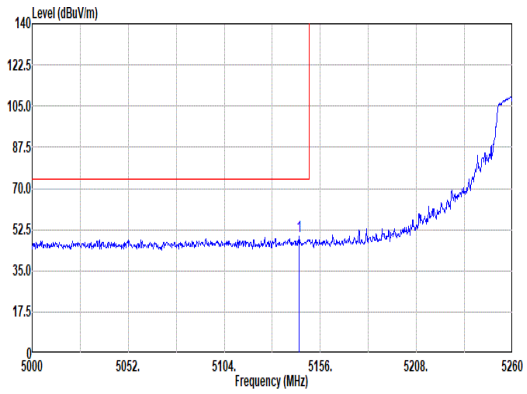 <br>Site : 03CH20-HY<br>Condition: PEAK_BE_74 3m HF_9120D_02360_241101 HORIZONTAL<br>: RBW:1000.000kHz VBW:3000.000kHz SWT:Auto<br>Freq Level Limit Line Margin Read Level Ant Factor Cable Loss Preamp Factor Aux Factor APos TPos Remark<br>MHz dBuV/m dBuV/m dB dBuV dB/m dB dB dB cm deg<br>1 5144.30 49.62 74.00 -24.38 41.27 33.29 12.80 37.74 0.00 100 70 PEAK | 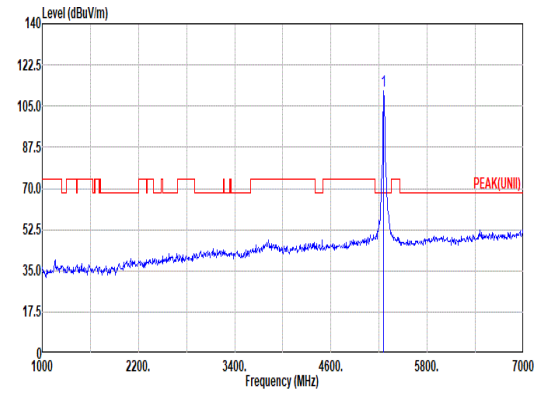 <br>Site : 03CH20-HY<br>Condition: PEAK(UNII) 3m HF_9120D_02360_241101 HORIZONTAL<br>: RBW:1000.000kHz VBW:3000.000kHz SWT:Auto<br>Freq Level Limit Line Margin Read Level Ant Factor Cable Loss Preamp Factor Aux Factor APos TPos Remark<br>MHz dBuV/m dBuV/m dB dBuV dB/m dB dB dB cm deg<br>1 5260.00 111.68 ------ ------ 103.65 32.88 12.94 37.79 0.00 100 70 PEAK |
| Avg | 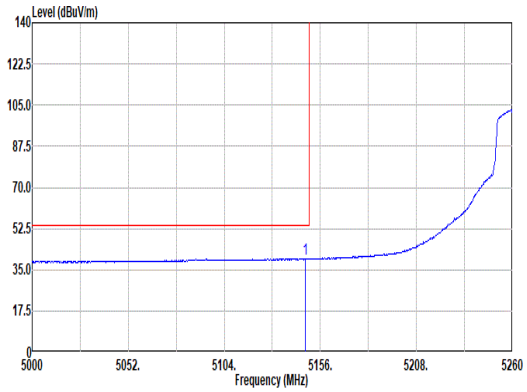 <br>Site : 03CH20-HY<br>Condition: AVG_BE_54 3m HF_9120D_02360_241101 HORIZONTAL<br>: RBW:1000.000kHz VBW:0.750kHz SWT:Auto<br>Freq Level Limit Line Margin Read Level Ant Factor Cable Loss Preamp Factor Aux Factor APos TPos Remark<br>MHz dBuV/m dBuV/m dB dBuV dB/m dB dB dB cm deg<br>1 5147.94 39.66 54.00 -14.34 31.30 33.30 12.80 37.74 0.00 100 70 AVERAGE | 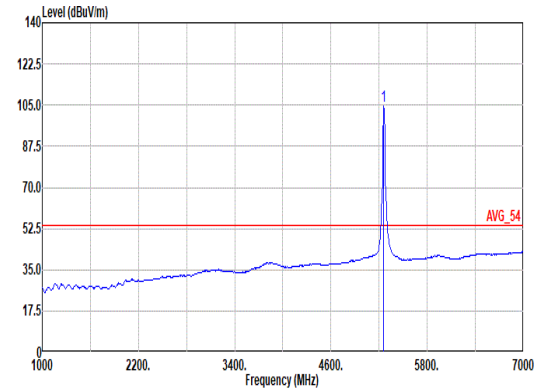 <br>Site : 03CH20-HY<br>Condition: AVG_54 3m HF_9120D_02360_241101 HORIZONTAL<br>: RBW:1000.000kHz VBW:0.750kHz SWT:Auto<br>Freq Level Limit Line Margin Read Level Ant Factor Cable Loss Preamp Factor Aux Factor APos TPos Remark<br>MHz dBuV/m dBuV/m dB dBuV dB/m dB dB dB cm deg<br>1 5260.00 104.35 ------ ------ 96.32 32.88 12.94 37.79 0.00 100 70 AVERAGE |

| Mode | 10 | |
|---|---|---|
| | Band Edge - R | |
| | U-NII-2A_5.25-5.35_802.11a_CH52_5260MHz | |
| ANT | 4 | |
| Pol. | Horizontal | Fundamental |
| Peak | 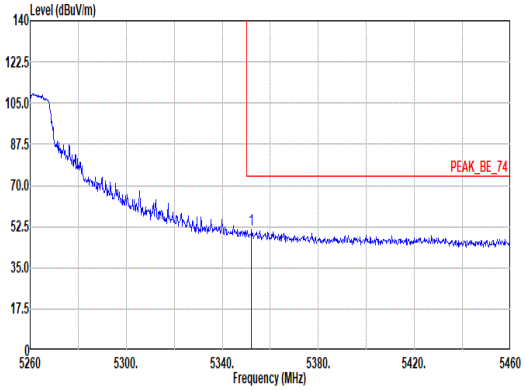 <br>Site : 03CH20-HY<br>Condition: PEAK_BE_74 3m HF_9120D_02360_241101 HORIZONTAL<br>: RBW:1000.000kHz VBW:3000.000kHz SWT:Auto<br><br>Limit Read Ant Cable Preamp Aux APos TPos<br>Freq Level Line Margin Level Factor Loss Factor Factor Remark<br>MHz dBuV/m dBuV/m dB dBuV dB/m dB dB dB cm deg<br>1 5352.20 51.49 74.00 -22.51 43.17 33.10 13.06 37.84 0.00 100 70 PEAK | Blank |
| Avg | 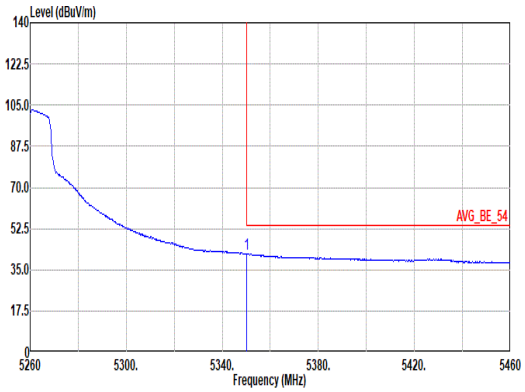 <br>Site : 03CH20-HY<br>Condition: AVG_BE_54 3m HF_9120D_02360_241101 HORIZONTAL<br>: RBW:1000.000kHz VBW:0.750kHz SWT:Auto<br><br>Limit Read Ant Cable Preamp Aux APos TPos<br>Freq Level Line Margin Level Factor Loss Factor Factor Remark<br>MHz dBuV/m dBuV/m dB dBuV dB/m dB dB dB cm deg<br>1 5350.20 41.74 54.00 -12.26 33.42 33.10 13.06 37.84 0.00 100 70 AVERAGE | Blank |

| Mode | 10 | |
|---|---|---|
| | Band Edge - L | |
| | U-NII-2A_5.25-5.35_802.11a_CH52_5260MHz | |
| ANT | 4 | |
| Pol. | Vertical | Fundamental |
| Peak | 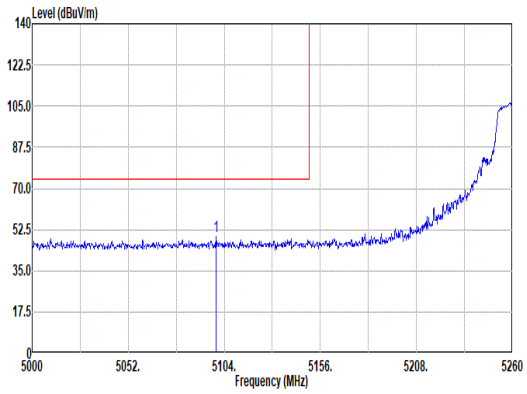 <br>Site : 03CH20-HY<br>Condition: PEAK_BE_74 3m HF_9120D_02360_241101 VERTICAL<br>: RBW:1000.000kHz VBW:3000.000kHz SWT:Auto<br>Freq Level Limit Line Margin Read Level Ant Factor Cable Loss Preamp Factor Aux Factor APos TPos Remark<br>MHz dBuV/m dBuV/m dB dBuV dB/m dB dB dB cm deg<br>1 5099.58 49.76 74.00 -24.24 41.54 33.20 12.74 37.72 0.00 100 306 PEAK | 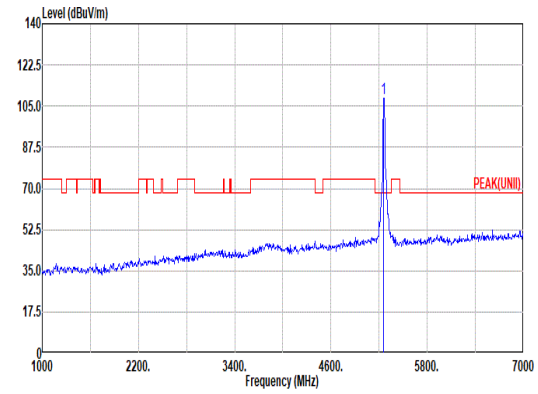 <br>Site : 03CH20-HY<br>Condition: PEAK(UNII) 3m HF_9120D_02360_241101 VERTICAL<br>: RBW:1000.000kHz VBW:3000.000kHz SWT:Auto<br>Freq Level Limit Line Margin Read Level Ant Factor Cable Loss Preamp Factor Aux Factor APos TPos Remark<br>MHz dBuV/m dBuV/m dB dBuV dB/m dB dB dB cm deg<br>1 5260.00 108.27 ------ ------ 100.24 32.88 12.94 37.79 0.00 100 306 PEAK |
| Avg | 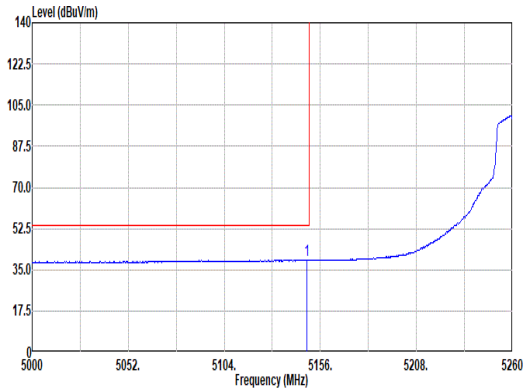 <br>Site : 03CH20-HY<br>Condition: AVG_BE_54 3m HF_9120D_02360_241101 VERTICAL<br>: RBW:1000.000kHz VBW:0.750kHz SWT:Auto<br>Freq Level Limit Line Margin Read Level Ant Factor Cable Loss Preamp Factor Aux Factor APos TPos Remark<br>MHz dBuV/m dBuV/m dB dBuV dB/m dB dB dB cm deg<br>1 5148.72 39.15 54.00 -14.85 30.79 33.30 12.80 37.74 0.00 100 306 AVERAGE | 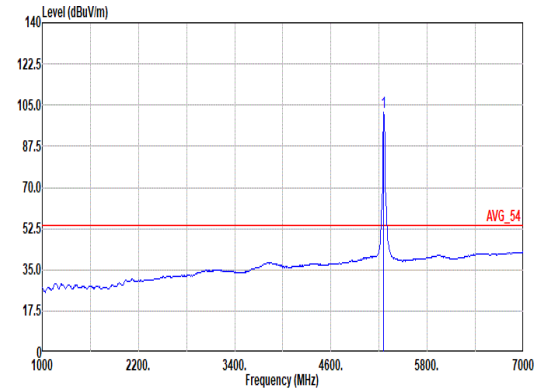 <br>Site : 03CH20-HY<br>Condition: AVG_54 3m HF_9120D_02360_241101 VERTICAL<br>: RBW:1000.000kHz VBW:0.750kHz SWT:Auto<br>Freq Level Limit Line Margin Read Level Ant Factor Cable Loss Preamp Factor Aux Factor APos TPos Remark<br>MHz dBuV/m dBuV/m dB dBuV dB/m dB dB dB cm deg<br>1 5260.00 101.76 ------ ------ 93.73 32.88 12.94 37.79 0.00 100 306 AVERAGE |

| Mode | 10 | |
|---|---|---|
| | Band Edge - R | |
| | U-NII-2A_5.25-5.35_802.11a_CH52_5260MHz | |
| ANT | 4 | |
| Pol. | Vertical | Fundamental |
| Peak | 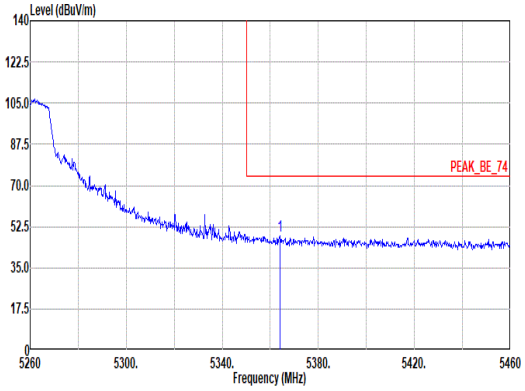 <br>Site : 03CH20-HY<br>Condition: PEAK_BE_74 3m HF_9120D_02360_241101 VERTICAL<br>: RBW:1000.000kHz VBW:3000.000kHz SWT:Auto<br><br>Limit Read Ant Cable Preamp Aux APos TPos<br>Freq Level Line Margin Level Factor Loss Factor Factor Remark<br>MHz dBuV/m dBuV/m dB dBuV dB/m dB dB dB cm deg<br>1 5364.00 48.46 74.00 -25.54 40.13 33.10 13.07 37.84 0.00 100 306 PEAK | Blank |
| Avg | 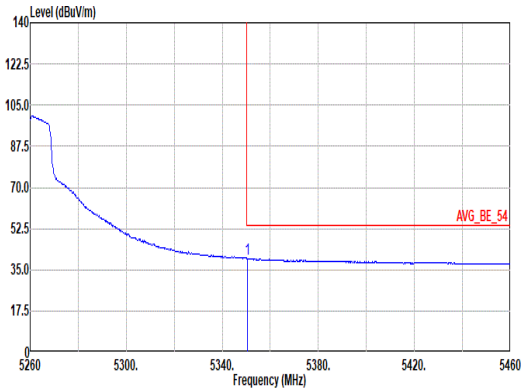 <br>Site : 03CH20-HY<br>Condition: AVG_BE_54 3m HF_9120D_02360_241101 VERTICAL<br>: RBW:1000.000kHz VBW:0.750kHz SWT:Auto<br><br>Limit Read Ant Cable Preamp Aux APos TPos<br>Freq Level Line Margin Level Factor Loss Factor Factor Remark<br>MHz dBuV/m dBuV/m dB dBuV dB/m dB dB dB cm deg<br>1 5350.60 39.86 54.00 -14.14 31.54 33.10 13.06 37.84 0.00 100 306 AVERAGE | Blank |

| Mode | 10 | |
|---|---|---|
| | Harmonic | |
| | U-NII-2A_5.25-5.35_802.11a_CH52_5260MHz | |
| ANT | 4 | |
| Pol. | Horizontal | Vertical |
| Peak<br>Avg | 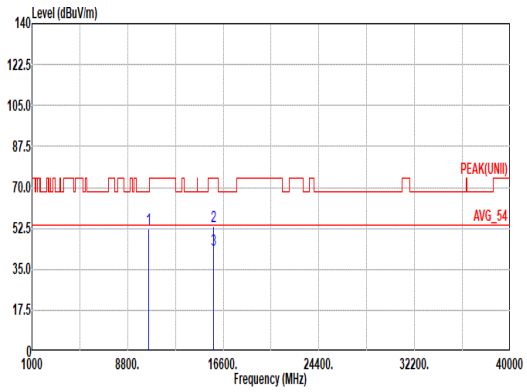 <br><br>Site : 03CH20-HY<br>Condition: PEAK(UNII) 3m HF_9120D_02360_241101 HORIZONTAL<br><br>Freq Level Limit Line Margin Read Level Ant Factor Cable Loss Preamp Factor Aux Factor APos TPos Remark<br>MHz dBuV/m dBuV/m dB dBuV dB/m dB dB dB cm deg<br>1 10520.00 52.20 68.20 -16.00 35.69 38.60 18.54 41.44 0.81 -- -- PEAK<br>2 15780.00 53.24 74.00 -20.76 35.39 38.94 22.87 44.40 0.44 400 80 PEAK<br>3 15780.00 43.32 54.00 -10.68 25.47 38.94 22.87 44.40 0.44 400 80 Average | 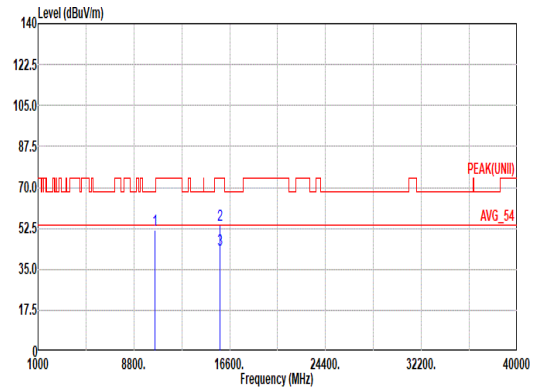 <br><br>Site : 03CH20-HY<br>Condition: PEAK(UNII) 3m HF_9120D_02360_241101 VERTICAL<br><br>Freq Level Limit Line Margin Read Level Ant Factor Cable Loss Preamp Factor Aux Factor APos TPos Remark<br>MHz dBuV/m dBuV/m dB dBuV dB/m dB dB dB cm deg<br>1 10520.00 51.59 68.20 -16.61 35.08 38.60 18.54 41.44 0.81 -- -- PEAK<br>2 15780.00 53.75 74.00 -20.25 35.90 38.94 22.87 44.40 0.44 100 219 PEAK<br>3 15780.00 43.46 54.00 -10.54 25.61 38.94 22.87 44.40 0.44 100 219 Average |

| Mode | 11 | |
|---|---|---|
| | Band Edge - L | |
| | U-NII-2A_5.25-5.35_802.11a_CH60_5300MHz | |
| ANT | 4 | |
| Pol. | Horizontal | Fundamental |
| Peak | 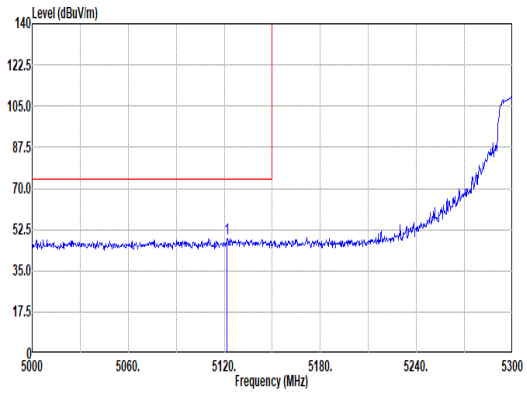 <br>Site : 03CH20-HY<br>Condition: PEAK_BE_74 3m HF_9120D_02360_241101 HORIZONTAL<br>: RBW:1000.000kHz VBW:3000.000kHz SWT:Auto<br>Freq Level Limit Line Margin Read Level Ant Factor Cable Loss Preamp Factor Aux Factor APos TPos Remark<br>MHz dBuV/m dBuV/m dB dBuV dB/m dB dB dB cm deg<br>1 5121.80 48.78 74.00 -25.22 40.50 33.24 12.77 37.73 0.00 104 72 PEAK | 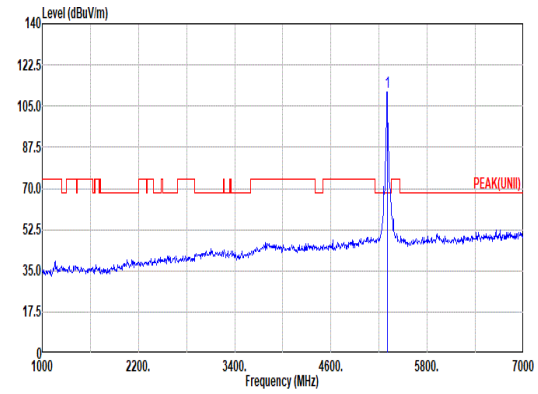 <br>Site : 03CH20-HY<br>Condition: PEAK(UNII) 3m HF_9120D_02360_241101 HORIZONTAL<br>: RBW:1000.000kHz VBW:3000.000kHz SWT:Auto<br>Freq Level Limit Line Margin Read Level Ant Factor Cable Loss Preamp Factor Aux Factor APos TPos Remark<br>MHz dBuV/m dBuV/m dB dBuV dB/m dB dB dB cm deg<br>1 5300.00 110.85 ------ ------ 102.85 32.81 13.00 37.81 0.00 104 72 PEAK |
| Avg | 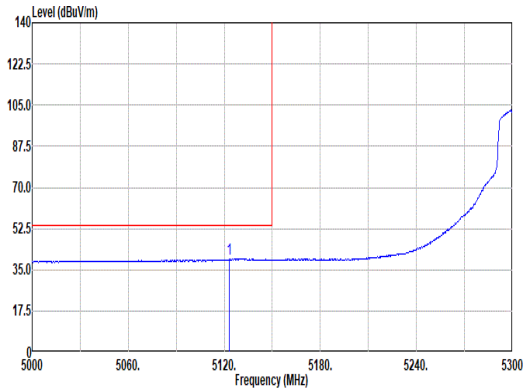 <br>Site : 03CH20-HY<br>Condition: AVG_BE_54 3m HF_9120D_02360_241101 HORIZONTAL<br>: RBW:1000.000kHz VBW:0.750kHz SWT:Auto<br>Freq Level Limit Line Margin Read Level Ant Factor Cable Loss Preamp Factor Aux Factor APos TPos Remark<br>MHz dBuV/m dBuV/m dB dBuV dB/m dB dB dB cm deg<br>1 5123.30 39.66 54.00 -14.34 31.37 33.25 12.77 37.73 0.00 104 72 AVERAGE | 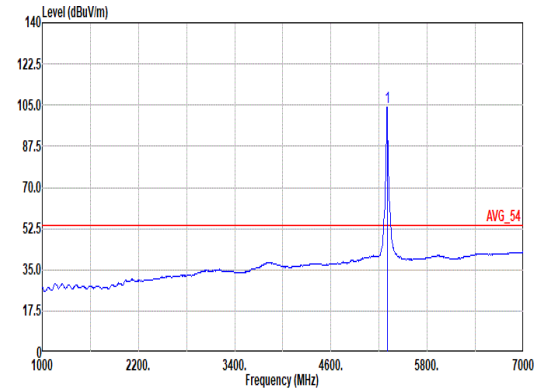 <br>Site : 03CH20-HY<br>Condition: AVG_54 3m HF_9120D_02360_241101 HORIZONTAL<br>: RBW:1000.000kHz VBW:0.750kHz SWT:Auto<br>Freq Level Limit Line Margin Read Level Ant Factor Cable Loss Preamp Factor Aux Factor APos TPos Remark<br>MHz dBuV/m dBuV/m dB dBuV dB/m dB dB dB cm deg<br>1 5300.00 104.23 ------ ------ 96.23 32.81 13.00 37.81 0.00 104 72 AVERAGE |

| Mode | 11 | |
|---|---|---|
| | Band Edge - R | |
| | U-NII-2A_5.25-5.35_802.11a_CH60_5300MHz | |
| ANT | 4 | |
| Pol. | Horizontal | Fundamental |
| Peak | 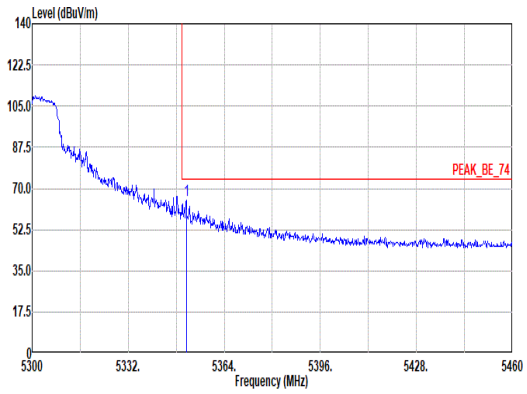 <br>Site : 03CH20-HY<br>Condition: PEAK_BE_74 3m HF_9120D_02360_241101 HORIZONTAL<br>: RBW:1000.000kHz VBW:3000.000kHz SWT:Auto<br><br>Limit Read Ant Cable Preamp Aux APos TPos<br>Freq Level Line Margin Level Factor Loss Factor Factor Remark<br>MHz dBuV/m dBuV/m dB dBuV dB/m dB dB dB cm deg<br>1 5351.36 64.96 74.00 -9.04 56.64 33.10 13.06 37.84 0.00 104 72 PEAK | Blank |
| Avg | 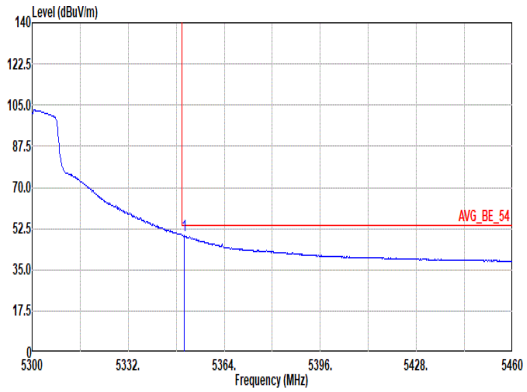 <br>Site : 03CH20-HY<br>Condition: AVG_BE_54 3m HF_9120D_02360_241101 HORIZONTAL<br>: RBW:1000.000kHz VBW:0.750kHz SWT:Auto<br><br>Limit Read Ant Cable Preamp Aux APos TPos<br>Freq Level Line Margin Level Factor Loss Factor Factor Remark<br>MHz dBuV/m dBuV/m dB dBuV dB/m dB dB dB cm deg<br>1 5350.56 49.75 54.00 -4.25 41.43 33.10 13.06 37.84 0.00 104 72 AVERAGE | Blank |

| Mode | 11 | |
|---|---|---|
| | Band Edge - L | |
| | U-NII-2A_5.25-5.35_802.11a_CH60_5300MHz | |
| ANT | 4 | |
| Pol. | Vertical | Fundamental |
| Peak | 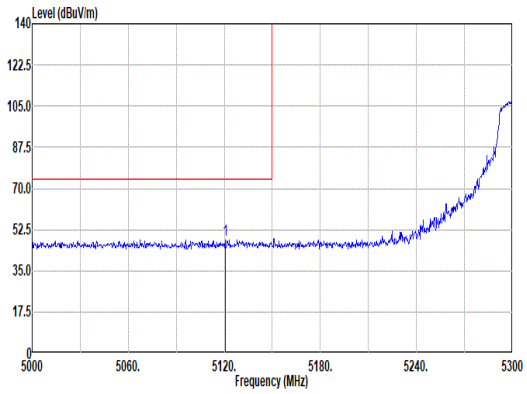 <br>Site : 03CH20-HY<br>Condition: PEAK_BE_74 3m HF_9120D_02360_241101 VERTICAL<br>: RBW:1000.000kHz VBW:3000.000kHz SWT:Auto<br>Freq Level Limit Line Margin Read Level Ant Factor Cable Loss Preamp Factor Aux Factor APos TPos Remark<br>MHz dBuV/m dBuV/m dB dBuV dB/m dB dB dB cm deg<br>1 5120.60 48.28 74.00 -25.72 40.00 33.24 12.77 37.73 0.00 100 307 PEAK | 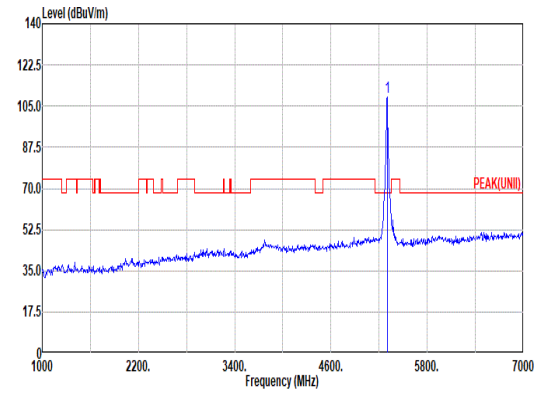 <br>Site : 03CH20-HY<br>Condition: PEAK(UNII) 3m HF_9120D_02360_241101 VERTICAL<br>: RBW:1000.000kHz VBW:3000.000kHz SWT:Auto<br>Freq Level Limit Line Margin Read Level Ant Factor Cable Loss Preamp Factor Aux Factor APos TPos Remark<br>MHz dBuV/m dBuV/m dB dBuV dB/m dB dB dB cm deg<br>1 5300.00 108.57 ------ ------ 100.57 32.81 13.00 37.81 0.00 100 307 PEAK |
| Avg | 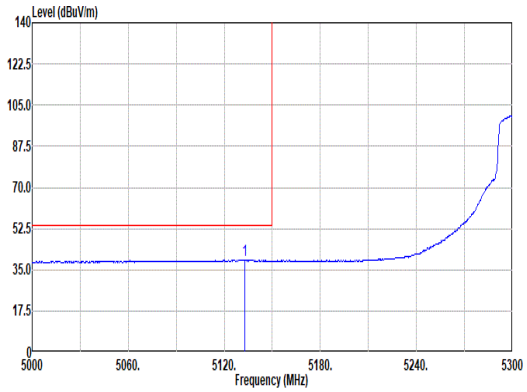 <br>Site : 03CH20-HY<br>Condition: AVG_BE_54 3m HF_9120D_02360_241101 VERTICAL<br>: RBW:1000.000kHz VBW:0.750kHz SWT:Auto<br>Freq Level Limit Line Margin Read Level Ant Factor Cable Loss Preamp Factor Aux Factor APos TPos Remark<br>MHz dBuV/m dBuV/m dB dBuV dB/m dB dB dB cm deg<br>1 5132.60 39.06 54.00 -14.94 30.74 33.27 12.78 37.73 0.00 100 307 AVERAGE | 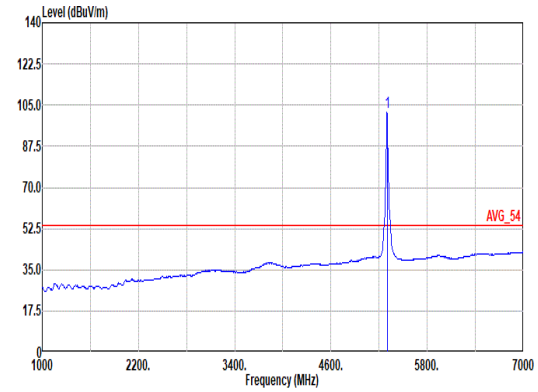 <br>Site : 03CH20-HY<br>Condition: AVG_54 3m HF_9120D_02360_241101 VERTICAL<br>: RBW:1000.000kHz VBW:0.750kHz SWT:Auto<br>Freq Level Limit Line Margin Read Level Ant Factor Cable Loss Preamp Factor Aux Factor APos TPos Remark<br>MHz dBuV/m dBuV/m dB dBuV dB/m dB dB dB cm deg<br>1 5300.00 101.79 ------ ------ 93.80 32.81 12.99 37.81 0.00 100 307 AVERAGE |

| Mode | 11 | |
|---|---|---|
| | Band Edge - R | |
| | U-NII-2A_5.25-5.35_802.11a_CH60_5300MHz | |
| ANT | 4 | |
| Pol. | Vertical | Fundamental |
| Peak | 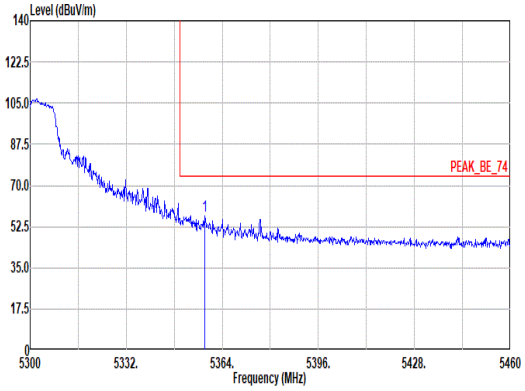 <br>Site : 03CH20-HY<br>Condition: PEAK_BE_74 3m HF_9120D_02360_241101 VERTICAL<br>: RBW:1000.000kHz VBW:3000.000kHz SWT:Auto<br><br>Limit Read Ant Cable Preamp Aux APos TPos<br>Freq Level Line Margin Level Factor Loss Factor Factor Remark<br>MHz dBuV/m dBuV/m dB dBuV dB/m dB dB dB cm deg<br>1 5358.24 57.05 74.00 -16.95 48.72 33.10 13.07 37.84 0.00 100 307 PEAK | Blank |
| Avg | 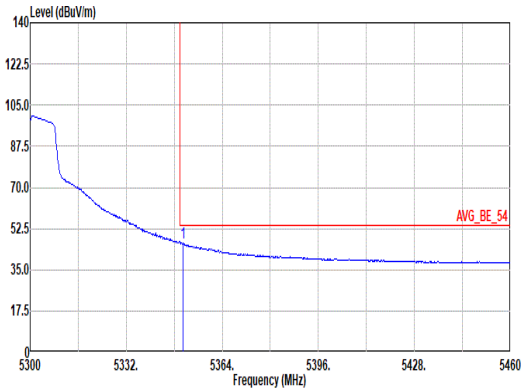 <br>Site : 03CH20-HY<br>Condition: AVG_BE_54 3m HF_9120D_02360_241101 VERTICAL<br>: RBW:1000.000kHz VBW:0.750kHz SWT:Auto<br><br>Limit Read Ant Cable Preamp Aux APos TPos<br>Freq Level Line Margin Level Factor Loss Factor Factor Remark<br>MHz dBuV/m dBuV/m dB dBuV dB/m dB dB dB cm deg<br>1 5351.04 46.73 54.00 -7.27 38.41 33.10 13.06 37.84 0.00 100 307 AVERAGE | Blank |

| Mode | 11 | |
|---|---|---|
| | Harmonic | |
| | U-NII-2A_5.25-5.35_802.11a_CH60_5300MHz | |
| ANT | 4 | |
| Pol. | Horizontal | Vertical |
| Peak<br>Avg | 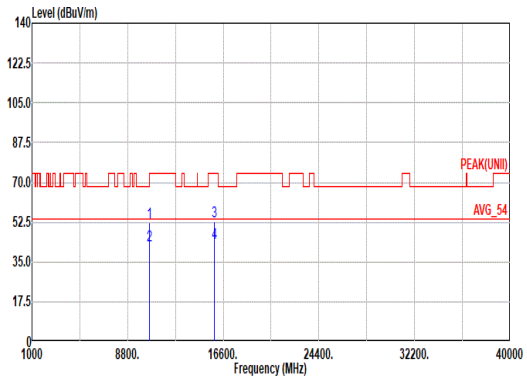 <br><br>Site : 03CH20-HY<br>Condition: PEAK(UNII) 3m HF_9120D_02360_241101 HORIZONTAL<br><br>Freq Level Limit Line Margin Read Level Ant Factor Cable Loss Preamp Factor Aux Factor APos TPos Remark<br>MHz dBuV/m dBuV/m dB dBuV dB/m dB dB dB cm deg<br>1 10600.00 52.54 74.00 -21.46 35.74 38.90 18.62 41.52 0.80 200 97 PEAK<br>2 10600.00 42.51 54.00 -11.49 25.71 38.90 18.62 41.52 0.80 200 97 Average<br>3 15900.00 52.59 74.00 -21.41 34.50 39.00 22.97 44.30 0.42 100 241 PEAK<br>4 15900.00 43.48 54.00 -10.52 25.39 39.00 22.97 44.30 0.42 100 241 Average | 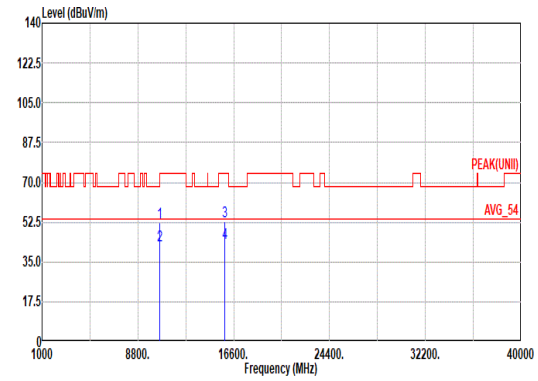 <br><br>Site : 03CH20-HY<br>Condition: PEAK(UNII) 3m HF_9120D_02360_241101 VERTICAL<br><br>Freq Level Limit Line Margin Read Level Ant Factor Cable Loss Preamp Factor Aux Factor APos TPos Remark<br>MHz dBuV/m dBuV/m dB dBuV dB/m dB dB dB cm deg<br>1 10600.00 52.07 74.00 -21.93 35.27 38.90 18.62 41.52 0.80 400 187 PEAK<br>2 10600.00 42.49 54.00 -11.51 25.69 38.90 18.62 41.52 0.80 400 187 Average<br>3 15900.00 53.08 74.00 -20.92 34.99 39.00 22.97 44.30 0.42 100 1 PEAK<br>4 15900.00 43.57 54.00 -10.43 25.48 39.00 22.97 44.30 0.42 100 1 Average |

| Mode | 12 | |
|---|---|---|
| | Band Edge | |
| | U-NII-2A_5.25-5.35_802.11a_CH64_5320MHz | |
| ANT | 4 | |
| Pol. | Horizontal | Fundamental |
| Peak | 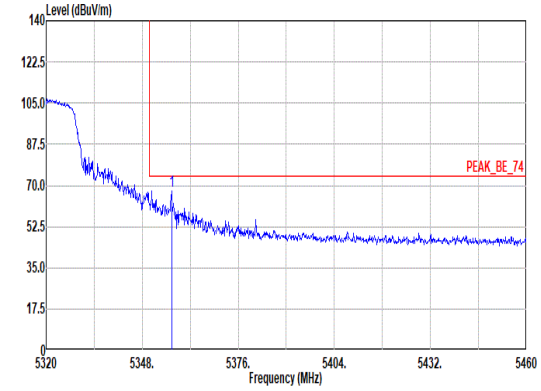 <br>Site : 03CH20-HY<br>Condition: PEAK_BE_74 3m HF_9120D_02360_241101 HORIZONTAL<br>: RBW:1000.000kHz VBW:3000.000kHz SWT:Auto<br>Freq Level Limit Line Margin Read Level Ant Factor Cable Loss Preamp Factor Aux Factor APos TPos Remark<br>MHz dBuV/m dBuV/m dB dBuV dB/m dB dB dB cm deg<br>1 5356.54 67.41 74.00 -6.59 59.08 33.10 13.07 37.84 0.00 105 71 PEAK | 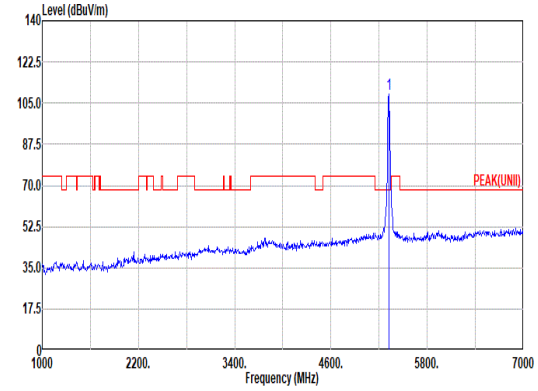 <br>Site : 03CH20-HY<br>Condition: PEAK(UNII) 3m HF_9120D_02360_241101 HORIZONTAL<br>: RBW:1000.000kHz VBW:3000.000kHz SWT:Auto<br>Freq Level Limit Line Margin Read Level Ant Factor Cable Loss Preamp Factor Aux Factor APos TPos Remark<br>MHz dBuV/m dBuV/m dB dBuV dB/m dB dB dB cm deg<br>1 5320.00 108.93 ------ ------ 100.81 32.92 13.02 37.82 0.00 105 71 PEAK |
| Avg | 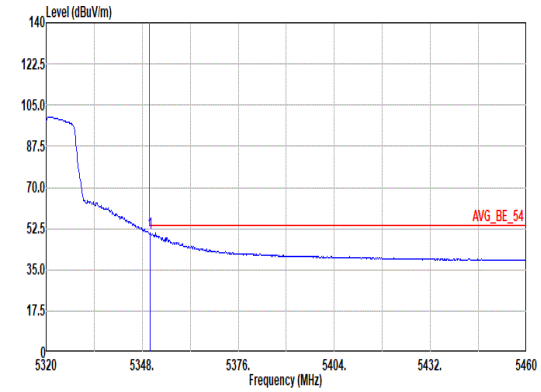 <br>Site : 03CH20-HY<br>Condition: AVG_BE_54 3m HF_9120D_02360_241101 HORIZONTAL<br>: RBW:1000.000kHz VBW:0.750kHz SWT:Auto<br>Freq Level Limit Line Margin Read Level Ant Factor Cable Loss Preamp Factor Aux Factor APos TPos Remark<br>MHz dBuV/m dBuV/m dB dBuV dB/m dB dB dB cm deg<br>1 5350.38 50.89 54.00 -3.11 42.57 33.10 13.06 37.84 0.00 105 71 AVERAGE | 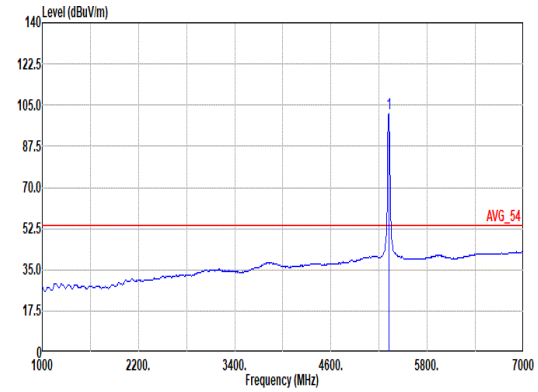 <br>Site : 03CH20-HY<br>Condition: AVG_54 3m HF_9120D_02360_241101 HORIZONTAL<br>: RBW:1000.000kHz VBW:0.750kHz SWT:Auto<br>Freq Level Limit Line Margin Read Level Ant Factor Cable Loss Preamp Factor Aux Factor APos TPos Remark<br>MHz dBuV/m dBuV/m dB dBuV dB/m dB dB dB cm deg<br>1 5320.00 101.59 ------ ------ 93.47 32.92 13.02 37.82 0.00 105 71 AVERAGE |

| Mode | 12 | |
|---|---|---|
| | Band Edge | |
| | U-NII-2A_5.25-5.35_802.11a_CH64_5320MHz | |
| ANT | 4 | |
| Pol. | Vertical | Fundamental |
| Peak | 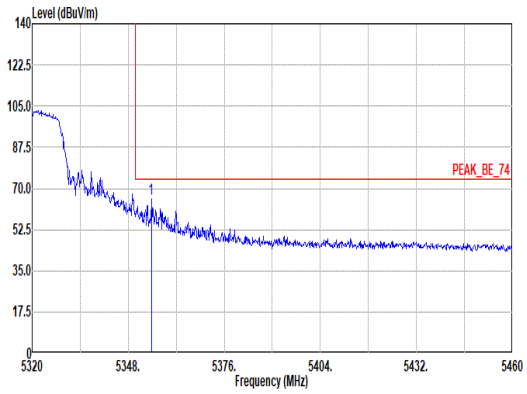 <br>Site : 03CH20-HY<br>Condition: PEAK_BE_74 3m HF_9120D_02360_241101 VERTICAL<br>: RBW:1000.000kHz VBW:3000.000kHz SWT:Auto<br>Freq Level Limit Line Margin Read Level Ant Factor Cable Loss Preamp Factor Aux Factor APos TPos Remark<br>MHz dBuV/m dBuV/m dB dBuV dB/m dB dB dB cm deg<br>1 5354.72 65.62 74.00 -8.38 57.30 33.10 13.06 37.84 0.00 279 345 PEAK | 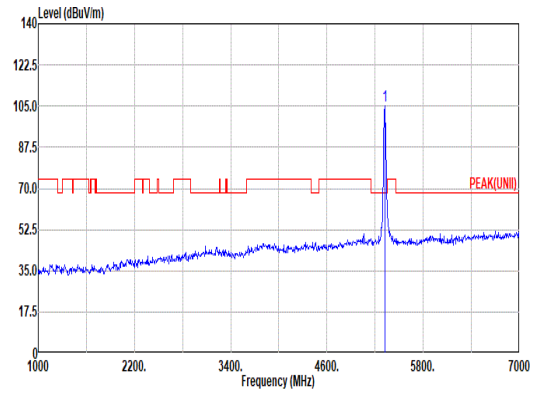 <br>Site : 03CH20-HY<br>Condition: PEAK(UNII) 3m HF_9120D_02360_241101 VERTICAL<br>: RBW:1000.000kHz VBW:3000.000kHz SWT:Auto<br>Freq Level Limit Line Margin Read Level Ant Factor Cable Loss Preamp Factor Aux Factor APos TPos Remark<br>MHz dBuV/m dBuV/m dB dBuV dB/m dB dB dB cm deg<br>1 5320.00 104.95 ------ ------ 96.83 32.92 13.02 37.82 0.00 279 345 PEAK |
| Avg | 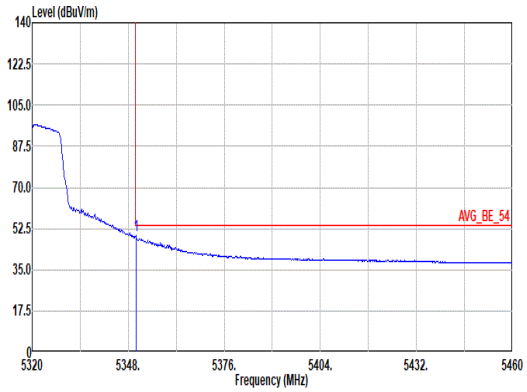 <br>Site : 03CH20-HY<br>Condition: AVG_BE_54 3m HF_9120D_02360_241101 VERTICAL<br>: RBW:1000.000kHz VBW:0.750kHz SWT:Auto<br>Freq Level Limit Line Margin Read Level Ant Factor Cable Loss Preamp Factor Aux Factor APos TPos Remark<br>MHz dBuV/m dBuV/m dB dBuV dB/m dB dB dB cm deg<br>1 5350.24 49.65 54.00 -4.35 41.33 33.10 13.06 37.84 0.00 279 345 AVERAGE | 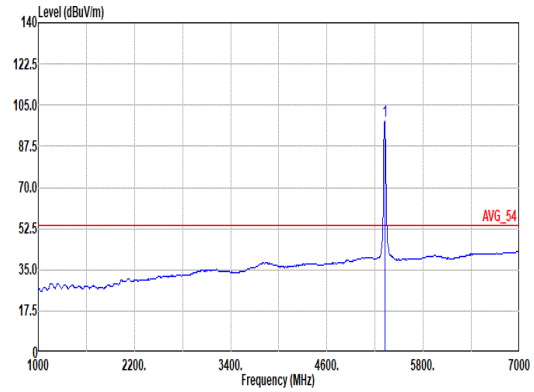 <br>Site : 03CH20-HY<br>Condition: AVG_54 3m HF_9120D_02360_241101 VERTICAL<br>: RBW:1000.000kHz VBW:0.750kHz SWT:Auto<br>Freq Level Limit Line Margin Read Level Ant Factor Cable Loss Preamp Factor Aux Factor APos TPos Remark<br>MHz dBuV/m dBuV/m dB dBuV dB/m dB dB dB cm deg<br>1 5320.00 98.19 ------ ------ 90.07 32.92 13.02 37.82 0.00 279 345 AVERAGE |

| Mode | 12 | |
|---|---|---|
| | Harmonic | |
| | U-NII-2A_5.25-5.35_802.11a_CH64_5320MHz | |
| ANT | 4 | |
| Pol. | Horizontal | Vertical |
| Peak<br>Avg | 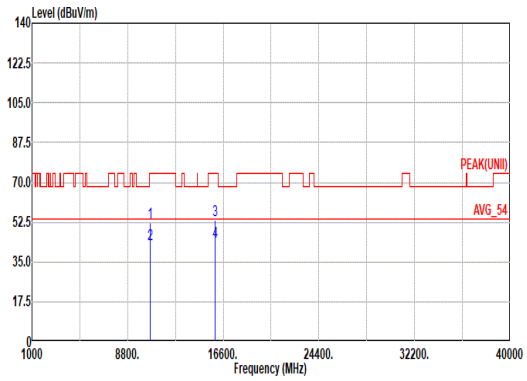 <br><br>Site : 03CH20-HY<br>Condition: PEAK(UNII) 3m HF_9120D_02360_241101 HORIZONTAL<br><br>Freq Level Limit Line Margin Read Level Ant Factor Cable Loss Preamp Factor Aux Factor APos TPos Remark<br>MHz dBuV/m dBuV/m dB dBuV dB/m dB dB dB cm deg<br>1 10640.00 52.41 74.00 -21.59 35.47 39.06 18.65 41.57 0.80 400 140 PEAK<br>2 10640.00 42.83 54.00 -11.17 25.89 39.06 18.65 41.57 0.80 400 140 Average<br>3 15960.00 53.12 74.00 -20.88 35.14 38.80 23.02 44.25 0.41 224 89 PEAK<br>4 15960.00 43.61 54.00 -10.39 25.63 38.80 23.02 44.25 0.41 224 89 Average | 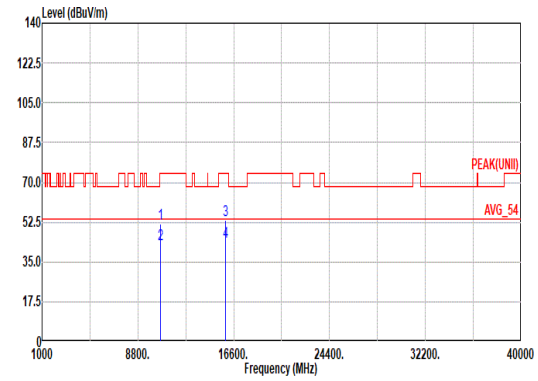 <br><br>Site : 03CH20-HY<br>Condition: PEAK(UNII) 3m HF_9120D_02360_241101 VERTICAL<br><br>Freq Level Limit Line Margin Read Level Ant Factor Cable Loss Preamp Factor Aux Factor APos TPos Remark<br>MHz dBuV/m dBuV/m dB dBuV dB/m dB dB dB cm deg<br>1 10640.00 51.83 74.00 -22.17 34.89 39.06 18.65 41.57 0.80 300 46 PEAK<br>2 10640.00 42.94 54.00 -11.06 26.00 39.06 18.65 41.57 0.80 300 46 Average<br>3 15960.00 53.16 74.00 -20.84 35.18 38.80 23.02 44.25 0.41 154 96 PEAK<br>4 15960.00 43.74 54.00 -10.26 25.76 38.80 23.02 44.25 0.41 154 96 Average |

| Mode | 13 | |
|---|---|---|
| | Band Edge - L | |
| | U-NII-2A_5.25-5.35_802.11n HT20_CH52_5260MHz | |
| ANT | 4 | |
| Pol. | Horizontal | Fundamental |
| Peak | 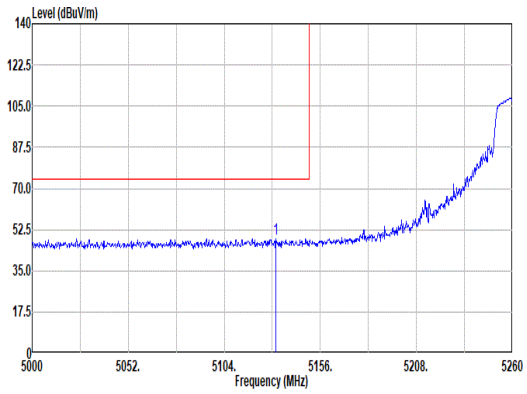 <br>Site : 03CH20-HY<br>Condition: PEAK_BE_74 3m HF_9120D_02360_241101 HORIZONTAL<br>: RBW:1000.000kHz VBW:3000.000kHz SWT:Auto<br><br>Freq Level Limit Line Margin Read Level Ant Factor Cable Loss Preamp Factor Aux Factor APos TPos Remark<br>MHz dBuV/m dBuV/m dB dBuV dB/m dB dB dB cm deg<br>1 5131.82 48.74 74.00 -25.26 40.43 33.26 12.78 37.73 0.00 100 67 PEAK | 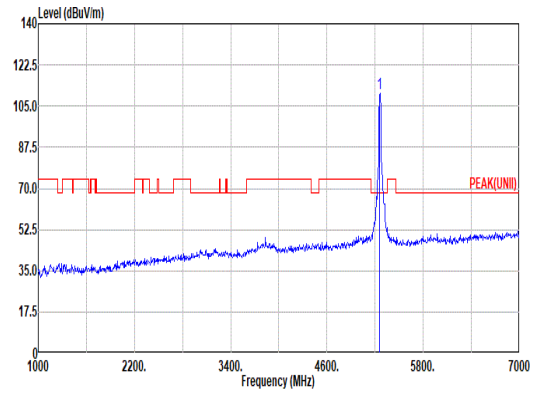 <br>Site : 03CH20-HY<br>Condition: PEAK(UNII) 3m HF_9120D_02360_241101 HORIZONTAL<br>: RBW:1000.000kHz VBW:3000.000kHz SWT:Auto<br><br>Freq Level Limit Line Margin Read Level Ant Factor Cable Loss Preamp Factor Aux Factor APos TPos Remark<br>MHz dBuV/m dBuV/m dB dBuV dB/m dB dB dB cm deg<br>1 5260.00 110.21 ------ ------ 102.19 32.87 12.95 37.80 0.00 100 67 PEAK |
| Avg | 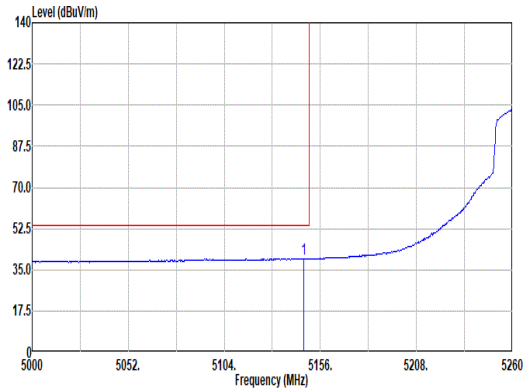 <br>Site : 03CH20-HY<br>Condition: AVG_BE_54 3m HF_9120D_02360_241101 HORIZONTAL<br>: RBW:1000.000kHz VBW:0.820kHz SWT:Auto<br><br>Freq Level Limit Line Margin Read Level Ant Factor Cable Loss Preamp Factor Aux Factor APos TPos Remark<br>MHz dBuV/m dBuV/m dB dBuV dB/m dB dB dB cm deg<br>1 5147.16 39.75 54.00 -14.25 31.40 33.29 12.80 37.74 0.00 100 67 AVERAGE | 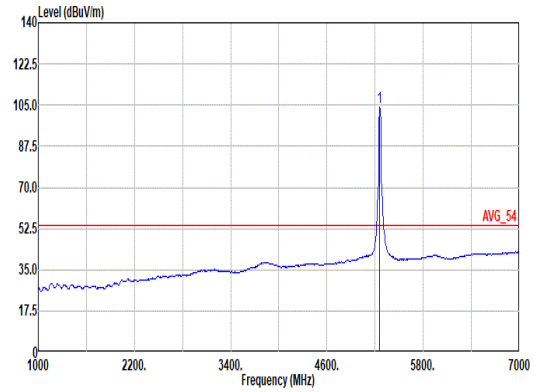 <br>Site : 03CH20-HY<br>Condition: AVG_54 3m HF_9120D_02360_241101 HORIZONTAL<br>: RBW:1000.000kHz VBW:0.820kHz SWT:Auto<br><br>Freq Level Limit Line Margin Read Level Ant Factor Cable Loss Preamp Factor Aux Factor APos TPos Remark<br>MHz dBuV/m dBuV/m dB dBuV dB/m dB dB dB cm deg<br>1 5260.00 104.09 ------ ------ 96.06 32.88 12.94 37.79 0.00 100 67 AVERAGE |

| Mode | 13 | |
|---|---|---|
| | Band Edge - R | |
| | U-NII-2A_5.25-5.35_802.11n HT20_CH52_5260MHz | |
| ANT | 4 | |
| Pol. | Horizontal | Fundamental |
| Peak | 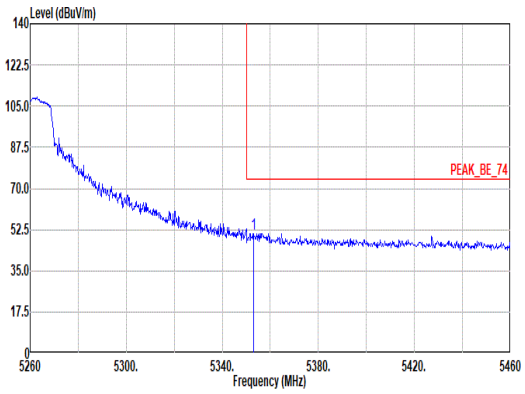 <br>Site : 03CH20-HY<br>Condition: PEAK_BE_74 3m HF_9120D_02360_241101 HORIZONTAL<br>: RBW:1000.000kHz VBW:3000.000kHz SWT:Auto<br><br>Limit Read Ant Cable Preamp Aux APos TPos<br>Freq Level Line Margin Level Factor Loss Factor Factor Remark<br>MHz dBuV/m dBuV/m dB dBuV dB/m dB dB dB cm deg<br>1 5353.00 50.98 74.00 -23.02 42.66 33.10 13.06 37.84 0.00 100 67 PEAK | Blank |
| Avg | 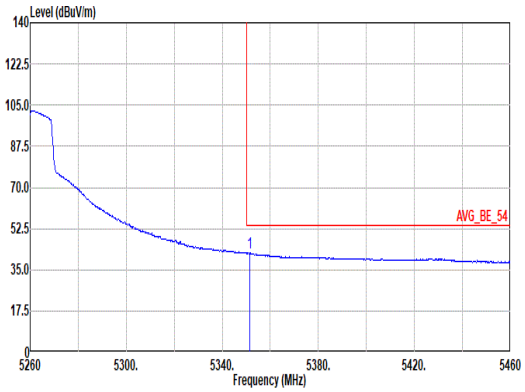 <br>Site : 03CH20-HY<br>Condition: AVG_BE_54 3m HF_9120D_02360_241101 HORIZONTAL<br>: RBW:1000.000kHz VBW:0.820kHz SWT:Auto<br><br>Limit Read Ant Cable Preamp Aux APos TPos<br>Freq Level Line Margin Level Factor Loss Factor Factor Remark<br>MHz dBuV/m dBuV/m dB dBuV dB/m dB dB dB cm deg<br>1 5351.40 42.15 54.00 -11.85 33.83 33.10 13.06 37.84 0.00 100 67 AVERAGE | Blank |

| Mode | 13 | |
|---|---|---|
| | Band Edge - L | |
| | U-NII-2A_5.25-5.35_802.11n HT20_CH52_5260MHz | |
| ANT | 4 | |
| Pol. | Vertical | Fundamental |
| Peak | 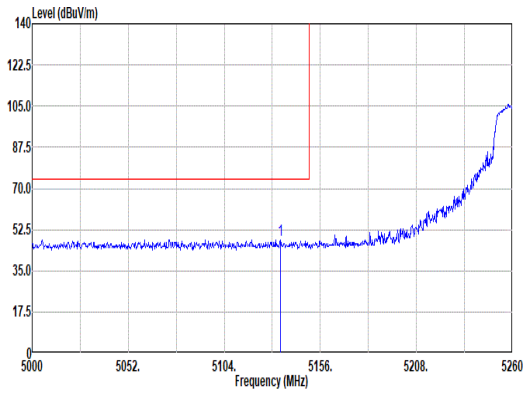 <br>Site : 03CH20-HY<br>Condition: PEAK_BE_74 3m HF_9120D_02360_241101 VERTICAL<br>: RBW:1000.000kHz VBW:3000.000kHz SWT:Auto<br><br>Limit Read Ant Cable Preamp Aux APos TPos<br>Freq Level Line Margin Level Factor Loss Factor Factor Remark<br>MHz dBuV/m dBuV/m dB dBuV dB/m dB dB dB cm deg<br>1 5134.42 48.32 74.00 -25.68 40.00 33.27 12.78 37.73 0.00 100 311 PEAK | 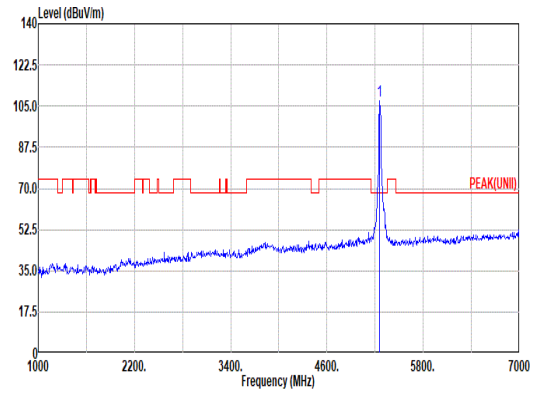 <br>Site : 03CH20-HY<br>Condition: PEAK(UNII) 3m HF_9120D_02360_241101 VERTICAL<br>: RBW:1000.000kHz VBW:3000.000kHz SWT:Auto<br><br>Limit Read Ant Cable Preamp Aux APos TPos<br>Freq Level Line Margin Level Factor Loss Factor Factor Remark<br>MHz dBuV/m dBuV/m dB dBuV dB/m dB dB dB cm deg<br>1 5260.00 107.09 ------ ------ 99.06 32.88 12.94 37.79 0.00 100 311 PEAK |
| Avg | 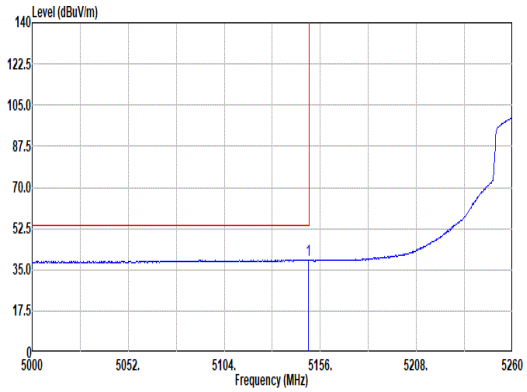 <br>Site : 03CH20-HY<br>Condition: AVG_BE_54 3m HF_9120D_02360_241101 VERTICAL<br>: RBW:1000.000kHz VBW:0.820kHz SWT:Auto<br><br>Limit Read Ant Cable Preamp Aux APos TPos<br>Freq Level Line Margin Level Factor Loss Factor Factor Remark<br>MHz dBuV/m dBuV/m dB dBuV dB/m dB dB dB cm deg<br>1 5149.50 39.16 54.00 -14.84 30.80 33.30 12.80 37.74 0.00 100 311 AVERAGE | 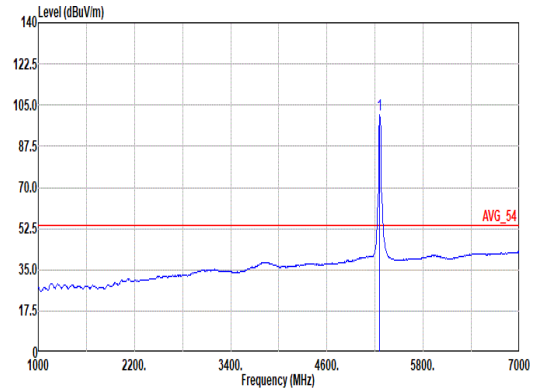 <br>Site : 03CH20-HY<br>Condition: AVG_54 3m HF_9120D_02360_241101 VERTICAL<br>: RBW:1000.000kHz VBW:0.820kHz SWT:Auto<br><br>Limit Read Ant Cable Preamp Aux APos TPos<br>Freq Level Line Margin Level Factor Loss Factor Factor Remark<br>MHz dBuV/m dBuV/m dB dBuV dB/m dB dB dB cm deg<br>1 5260.00 100.68 ------ ------ 92.65 32.88 12.94 37.79 0.00 100 311 AVERAGE |

| Mode | 13 | |
|---|---|---|
| | Band Edge - R | |
| | U-NII-2A_5.25-5.35_802.11n HT20_CH52_5260MHz | |
| ANT | 4 | |
| Pol. | Vertical | Fundamental |
| Peak | 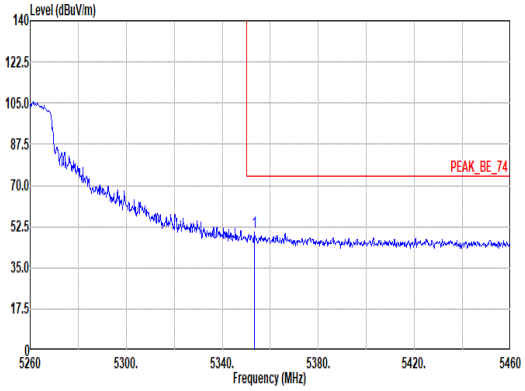 <br>Site : 03CH20-HY<br>Condition: PEAK_BE_74 3m HF_9120D_02360_241101 VERTICAL<br>: RBW:1000.000kHz VBW:3000.000kHz SWT:Auto<br><br>Limit Read Ant Cable Preamp Aux APos TPos<br>Freq Level Line Margin Level Factor Loss Factor Factor Remark<br>MHz dBuV/m dBuV/m dB dBuV dB/m dB dB dB cm deg<br>1 5353.40 49.98 74.00 -24.02 41.66 33.10 13.06 37.84 0.00 100 311 PEAK | Blank |
| Avg | 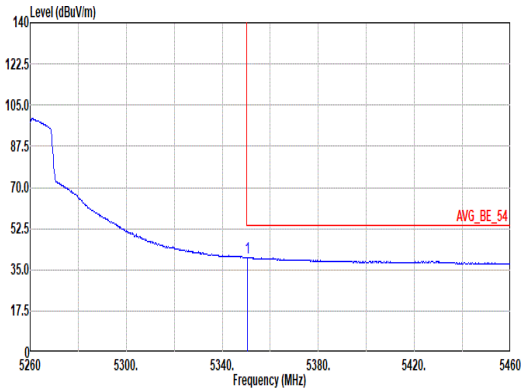 <br>Site : 03CH20-HY<br>Condition: AVG_BE_54 3m HF_9120D_02360_241101 VERTICAL<br>: RBW:1000.000kHz VBW:0.820kHz SWT:Auto<br><br>Limit Read Ant Cable Preamp Aux APos TPos<br>Freq Level Line Margin Level Factor Loss Factor Factor Remark<br>MHz dBuV/m dBuV/m dB dBuV dB/m dB dB dB cm deg<br>1 5350.60 40.17 54.00 -13.83 31.85 33.10 13.06 37.84 0.00 100 311 AVERAGE | Blank |

| Mode | 13 | |
|---|---|---|
| | Harmonic | |
| | U-NII-2A_5.25-5.35_802.11n HT20_CH52_5260MHz | |
| ANT | 4 | |
| Pol. | Horizontal | Vertical |
| Peak<br>Avg | 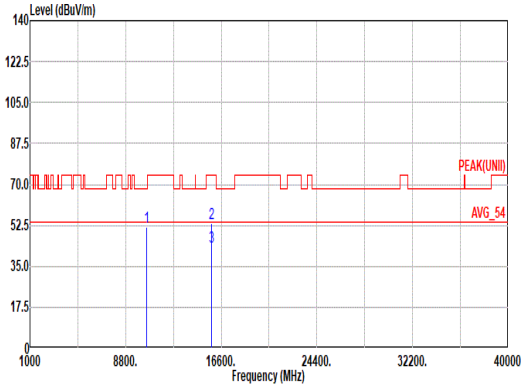 <br><br>Site : 03CH20-HY<br>Condition: PEAK(UNII) 3m HF_9120D_02360_241101 HORIZONTAL<br><br>Freq Level Limit Line Margin Read Level Ant Factor Cable Loss Preamp Factor Aux Factor APos TPos Remark<br>MHz dBuV/m dBuV/m dB dBuV dB/m dB dB dB cm deg<br>1 10520.00 51.90 68.20 -16.30 35.39 38.60 18.54 41.44 0.81 -- -- PEAK<br>2 15780.00 53.18 74.00 -20.82 35.33 38.94 22.87 44.40 0.44 114 96 PEAK<br>3 15780.00 43.38 54.00 -10.62 25.53 38.94 22.87 44.40 0.44 114 96 Average | 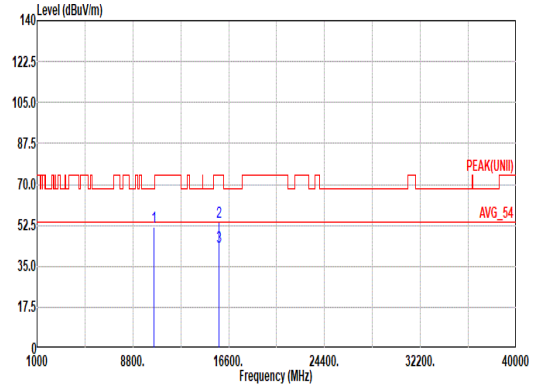 <br><br>Site : 03CH20-HY<br>Condition: PEAK(UNII) 3m HF_9120D_02360_241101 VERTICAL<br><br>Freq Level Limit Line Margin Read Level Ant Factor Cable Loss Preamp Factor Aux Factor APos TPos Remark<br>MHz dBuV/m dBuV/m dB dBuV dB/m dB dB dB cm deg<br>1 10520.00 52.02 68.20 -16.18 35.51 38.60 18.54 41.44 0.81 -- -- PEAK<br>2 15780.00 53.73 74.00 -20.27 35.88 38.94 22.87 44.40 0.44 157 64 PEAK<br>3 15780.00 43.51 54.00 -10.49 25.66 38.94 22.87 44.40 0.44 157 64 Average |

| Mode | 14 | |
|---|---|---|
| | Band Edge - L | |
| | U-NII-2A_5.25-5.35_802.11n HT20_CH60_5300MHz | |
| ANT | 4 | |
| Pol. | Horizontal | Fundamental |
| Peak | 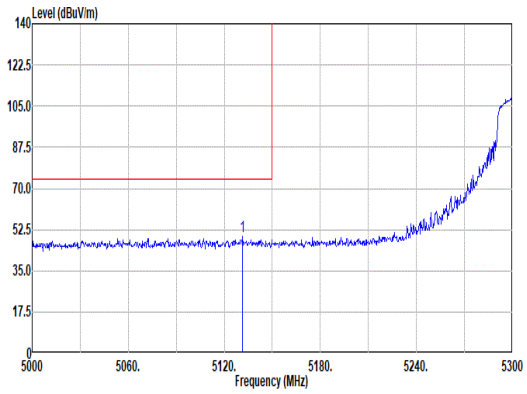 <br>Site : 03CH20-HY<br>Condition: PEAK_BE_74 3m HF_9120D_02360_241101 HORIZONTAL<br>: RBW:1000.000kHz VBW:3000.000kHz SWT:Auto<br><br>Freq Level Limit Line Margin Read Level Ant Factor Cable Loss Preamp Factor Aux Factor APos TPos Remark<br>MHz dBuV/m dBuV/m dB dBuV dB/m dB dB dB cm deg<br>1 5131.40 49.46 74.00 -24.54 41.15 33.26 12.78 37.73 0.00 100 69 PEAK | 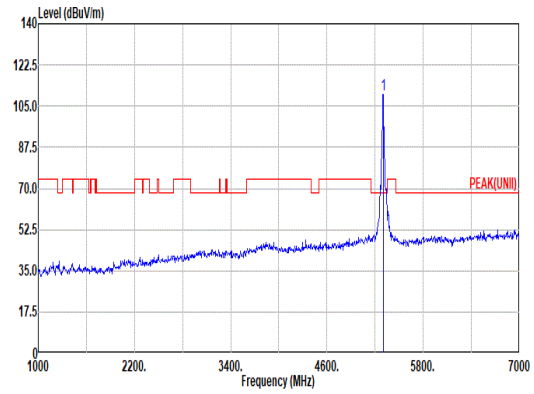 <br>Site : 03CH20-HY<br>Condition: PEAK(UNII) 3m HF_9120D_02360_241101 HORIZONTAL<br>: RBW:1000.000kHz VBW:3000.000kHz SWT:Auto<br><br>Freq Level Limit Line Margin Read Level Ant Factor Cable Loss Preamp Factor Aux Factor APos TPos Remark<br>MHz dBuV/m dBuV/m dB dBuV dB/m dB dB dB cm deg<br>1 5300.00 110.06 ------ ------ 102.07 32.81 12.99 37.81 0.00 100 69 PEAK |
| Avg | 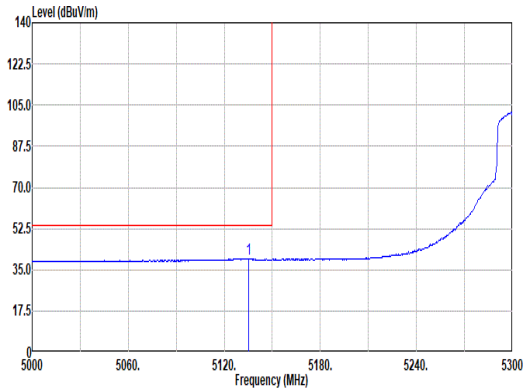 <br>Site : 03CH20-HY<br>Condition: AVG_BE_54 3m HF_9120D_02360_241101 HORIZONTAL<br>: RBW:1000.000kHz VBW:0.820kHz SWT:Auto<br><br>Freq Level Limit Line Margin Read Level Ant Factor Cable Loss Preamp Factor Aux Factor APos TPos Remark<br>MHz dBuV/m dBuV/m dB dBuV dB/m dB dB dB cm deg<br>1 5135.00 39.69 54.00 -14.31 31.36 33.27 12.79 37.73 0.00 100 69 AVERAGE | 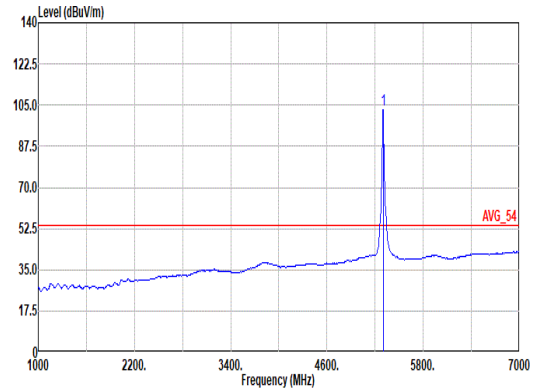 <br>Site : 03CH20-HY<br>Condition: AVG_54 3m HF_9120D_02360_241101 HORIZONTAL<br>: RBW:1000.000kHz VBW:0.820kHz SWT:Auto<br><br>Freq Level Limit Line Margin Read Level Ant Factor Cable Loss Preamp Factor Aux Factor APos TPos Remark<br>MHz dBuV/m dBuV/m dB dBuV dB/m dB dB dB cm deg<br>1 5300.00 103.28 ------ ------ 95.29 32.81 12.99 37.81 0.00 100 69 AVERAGE |

| Mode | 14 | |
|---|---|---|
| | Band Edge - R | |
| | U-NII-2A_5.25-5.35_802.11n HT20_CH60_5300MHz | |
| ANT | 4 | |
| Pol. | Horizontal | Fundamental |
| Peak | 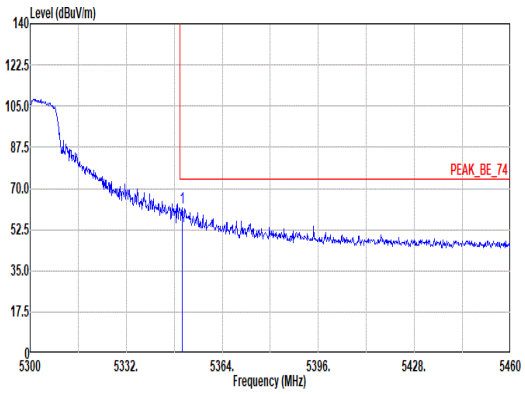 <br>Site : 03CH20-HY<br>Condition: PEAK_BE_74 3m HF_9120D_02360_241101 HORIZONTAL<br>: RBW:1000.000kHz VBW:3000.000kHz SWT:Auto<br><br>Limit Read Ant Cable Preamp Aux APos TPos<br>Freq Level Line Margin Level Factor Loss Factor Factor Remark<br>MHz dBuV/m dBuV/m dB dBuV dB/m dB dB dB cm deg<br>1 5350.56 61.61 74.00 -12.39 53.29 33.10 13.06 37.84 0.00 100 69 PEAK | Blank |
| Avg | 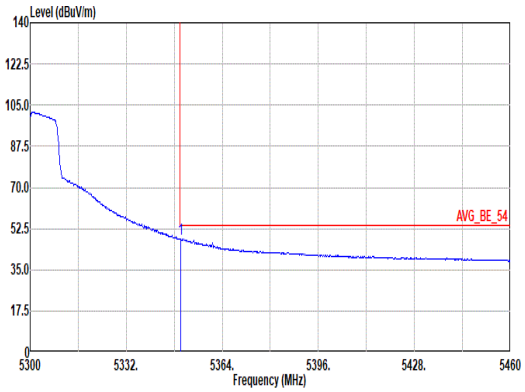 <br>Site : 03CH20-HY<br>Condition: AVG_BE_54 3m HF_9120D_02360_241101 HORIZONTAL<br>: RBW:1000.000kHz VBW:0.820kHz SWT:Auto<br><br>Limit Read Ant Cable Preamp Aux APos TPos<br>Freq Level Line Margin Level Factor Loss Factor Factor Remark<br>MHz dBuV/m dBuV/m dB dBuV dB/m dB dB dB cm deg<br>1 5350.24 48.00 54.00 -6.00 39.68 33.10 13.06 37.84 0.00 100 69 AVERAGE | Blank |

| Mode | 14 | |
|---|---|---|
| | Band Edge - L | |
| | U-NII-2A_5.25-5.35_802.11n HT20_CH60_5300MHz | |
| ANT | 4 | |
| Pol. | Vertical | Fundamental |
| Peak | 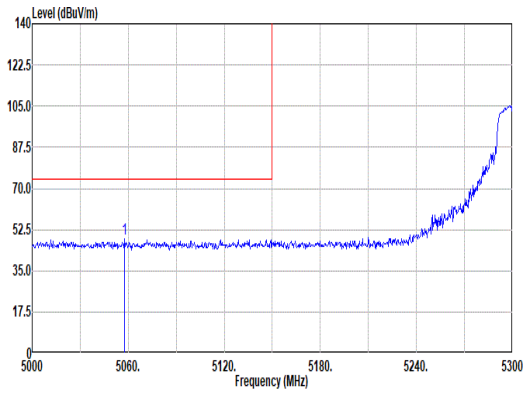 <br>Site : 03CH20-HY<br>Condition: PEAK_BE_74 3m HF_9120D_02360_241101 VERTICAL<br>: RBW:1000.000kHz VBW:3000.000kHz SWT:Auto<br><br>Freq Level Limit Line Margin Read Level Ant Factor Cable Loss Preamp Factor Aux Factor APos TPos Remark<br>MHz dBuV/m dBuV/m dB dBuV dB/m dB dB dB cm deg<br>1 5057.90 48.77 74.00 -25.23 40.50 33.28 12.69 37.70 0.00 101 311 PEAK | 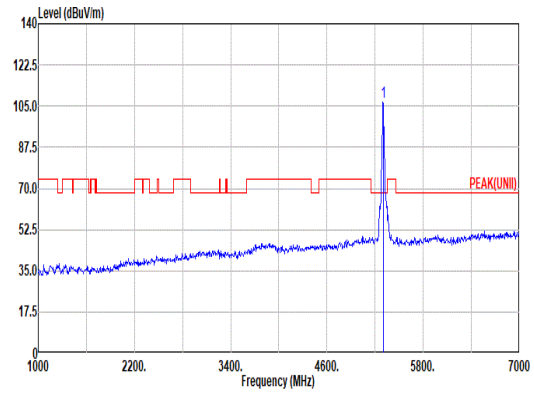 <br>Site : 03CH20-HY<br>Condition: PEAK(UNII) 3m HF_9120D_02360_241101 VERTICAL<br>: RBW:1000.000kHz VBW:3000.000kHz SWT:Auto<br><br>Freq Level Limit Line Margin Read Level Ant Factor Cable Loss Preamp Factor Aux Factor APos TPos Remark<br>MHz dBuV/m dBuV/m dB dBuV dB/m dB dB dB cm deg<br>1 5300.00 106.85 ------ ------ 98.86 32.81 12.99 37.81 0.00 101 311 PEAK |
| Avg | 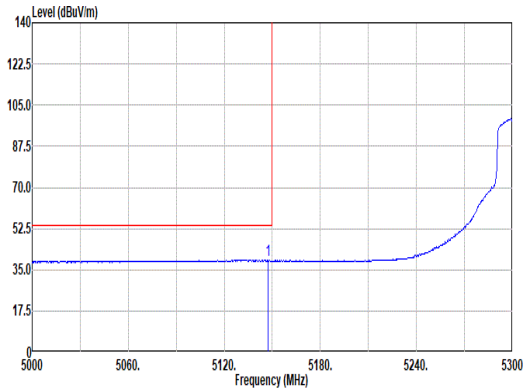 <br>Site : 03CH20-HY<br>Condition: AVG_BE_54 3m HF_9120D_02360_241101 VERTICAL<br>: RBW:1000.000kHz VBW:0.820kHz SWT:Auto<br><br>Freq Level Limit Line Margin Read Level Ant Factor Cable Loss Preamp Factor Aux Factor APos TPos Remark<br>MHz dBuV/m dBuV/m dB dBuV dB/m dB dB dB cm deg<br>1 5147.30 39.08 54.00 -14.92 30.73 33.29 12.80 37.74 0.00 101 311 AVERAGE | 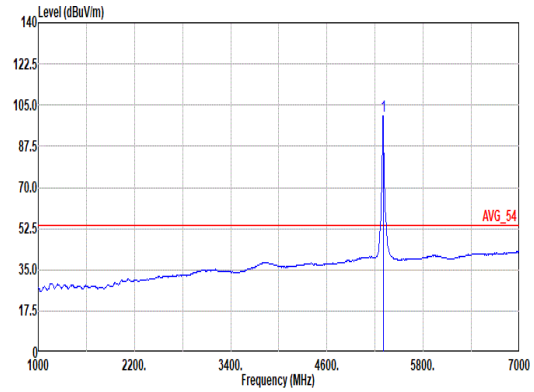 <br>Site : 03CH20-HY<br>Condition: AVG_54 3m HF_9120D_02360_241101 VERTICAL<br>: RBW:1000.000kHz VBW:0.820kHz SWT:Auto<br><br>Freq Level Limit Line Margin Read Level Ant Factor Cable Loss Preamp Factor Aux Factor APos TPos Remark<br>MHz dBuV/m dBuV/m dB dBuV dB/m dB dB dB cm deg<br>1 5300.00 100.55 ------ ------ 92.56 32.81 12.99 37.81 0.00 101 311 AVERAGE |

| Mode | 14 | |
|---|---|---|
| | Band Edge - R | |
| | U-NII-2A_5.25-5.35_802.11n HT20_CH60_5300MHz | |
| ANT | 4 | |
| Pol. | Vertical | Fundamental |
| Peak | 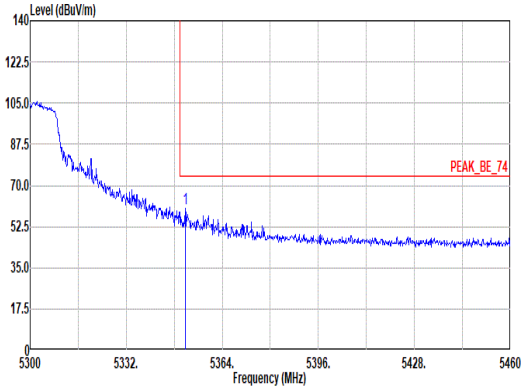 <br>Site : 03CH20-HY<br>Condition: PEAK_BE_74 3m HF_9120D_02360_241101 VERTICAL<br>: RBW:1000.000kHz VBW:3000.000kHz SWT:Auto<br><br>Limit Read Ant Cable Preamp Aux APos TPos<br>Freq Level Line Margin Level Factor Loss Factor Factor Remark<br>MHz dBuV/m dBuV/m dB dBuV dB/m dB dB dB cm deg<br>1 5351.68 60.43 74.00 -13.57 52.11 33.10 13.06 37.84 0.00 101 311 PEAK | Blank |
| Avg | 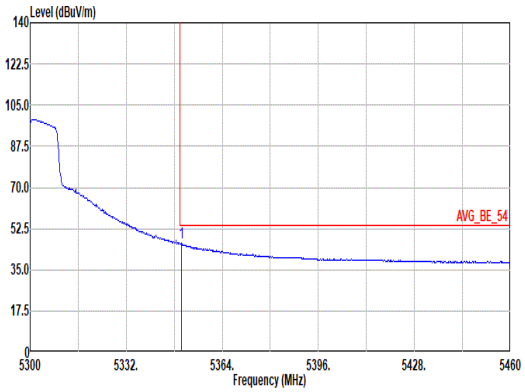 <br>Site : 03CH20-HY<br>Condition: AVG_BE_54 3m HF_9120D_02360_241101 VERTICAL<br>: RBW:1000.000kHz VBW:0.820kHz SWT:Auto<br><br>Limit Read Ant Cable Preamp Aux APos TPos<br>Freq Level Line Margin Level Factor Loss Factor Factor Remark<br>MHz dBuV/m dBuV/m dB dBuV dB/m dB dB dB cm deg<br>1 5350.40 46.37 54.00 -7.63 38.05 33.10 13.06 37.84 0.00 101 311 AVERAGE | Blank |