Mode	19	
	Harmonic	
	2400-2483.5_802.11n HT20_CH06_2437MHz	
ANT	4	
Pol.	Horizontal	Vertical
14.47G ~14.5G Avg	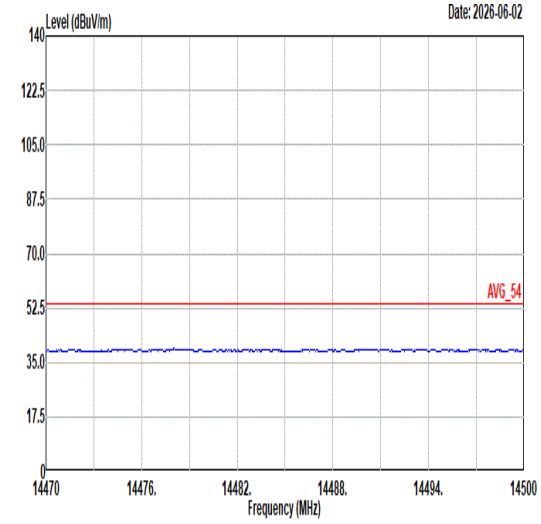 Site : 03CH12-HY Condition: AVG_54 3m 9120D-02114-250702 HORIZONTAL	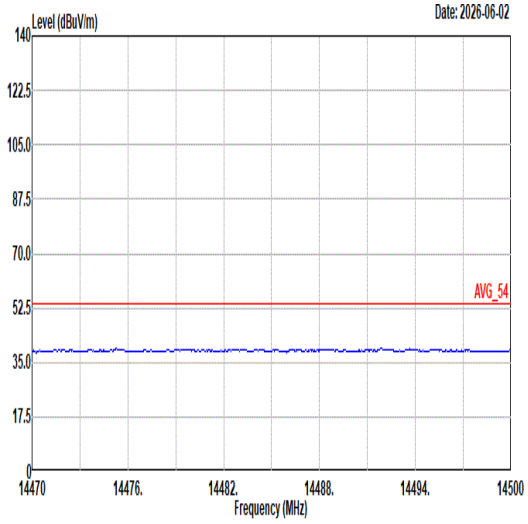 Site : 03CH12-HY Condition: AVG_54 3m 9120D-02114-250702 VERTICAL
17.7G ~18G Avg	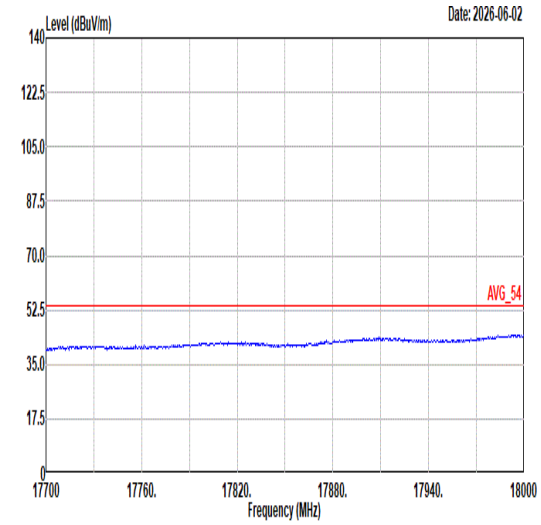 Site : 03CH12-HY Condition: AVG_54 3m 9120D-02114-250702 HORIZONTAL	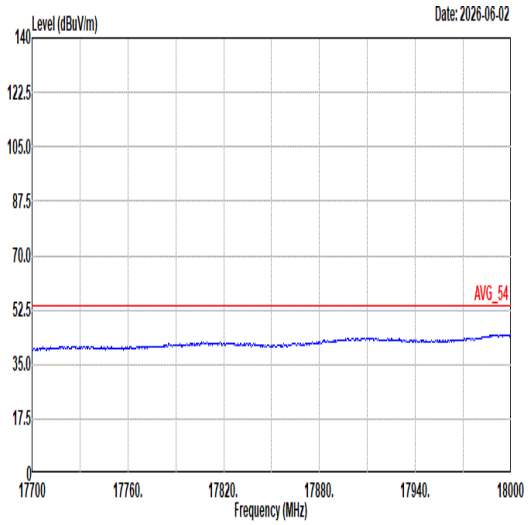 Site : 03CH12-HY Condition: AVG_54 3m 9120D-02114-250702 VERTICAL

Mode	20	
	Band Edge	
	2400-2483.5_802.11n HT20_CH11_2462MHz	
ANT	4	
Pol.	Horizontal	Fundamental
Peak	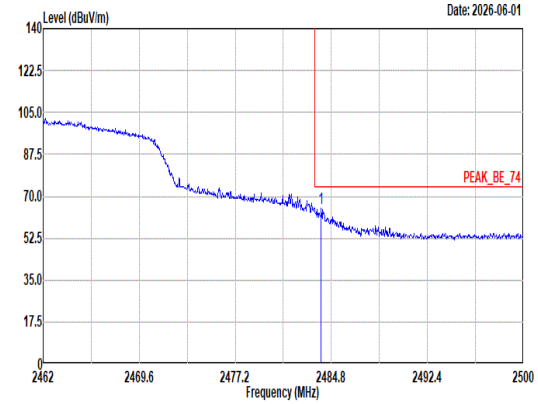 Site : 03CH12-HY Condition: PEAK_BE_74 3m 9120D-02114-250702 HORIZONTAL : RBW:1000.000kHz VBW:3000.000kHz SWT:Auto Freq Level Limit Line Margin Read Level Ant Factor Cable Loss Preamp Factor Aux Factor APos TPos Remark MHz dBuV/m dBuV/m dB dBuV dB/m dB dB dB cm deg 1 2484.00 64.80 74.00 -9.20 54.00 27.94 6.93 34.10 10.03 220 64 Peak	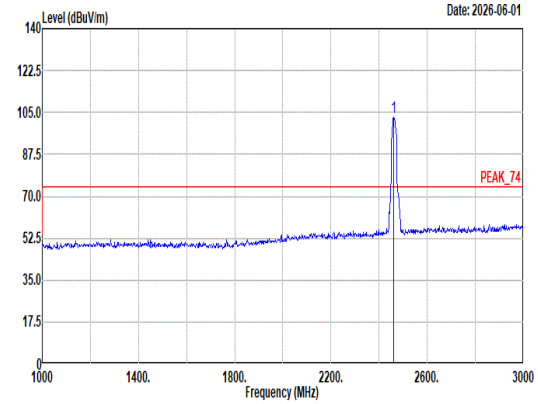 Site : 03CH12-HY Condition: PEAK_74 3m 9120D-02114-250702 HORIZONTAL : RBW:1000.000kHz VBW:3000.000kHz SWT:Auto Freq Level Limit Line Margin Read Level Ant Factor Cable Loss Preamp Factor Aux Factor APos TPos Remark MHz dBuV/m dBuV/m dB dBuV dB/m dB dB dB cm deg 1 2462.00 102.91 ------ ------ 92.39 27.72 6.89 34.12 10.03 220 64 Peak
Avg	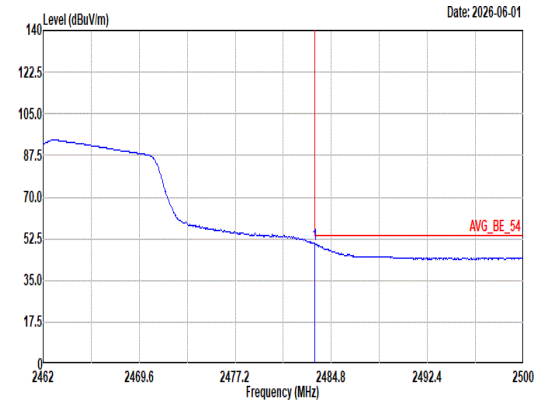 Site : 03CH12-HY Condition: AVG_BE_54 3m 9120D-02114-250702 HORIZONTAL : RBW:1000.000kHz VBW:0.820kHz SWT:Auto Freq Level Limit Line Margin Read Level Ant Factor Cable Loss Preamp Factor Aux Factor APos TPos Remark MHz dBuV/m dBuV/m dB dBuV dB/m dB dB dB cm deg 1 2483.51 50.41 54.00 -3.59 39.61 27.94 6.93 34.10 10.03 220 64 Average	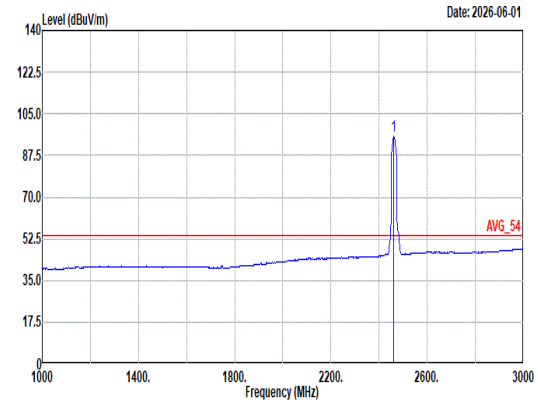 Site : 03CH12-HY Condition: AVG_54 3m 9120D-02114-250702 HORIZONTAL : RBW:1000.000kHz VBW:0.820kHz SWT:Auto Freq Level Limit Line Margin Read Level Ant Factor Cable Loss Preamp Factor Aux Factor APos TPos Remark MHz dBuV/m dBuV/m dB dBuV dB/m dB dB dB cm deg 1 2462.00 95.55 ------ ------ 85.03 27.72 6.89 34.12 10.03 220 64 Average

Mode	20	
	Band Edge	
	2400-2483.5_802.11n HT20_CH11_2462MHz	
ANT	4	
Pol.	Vertical	Fundamental
Peak	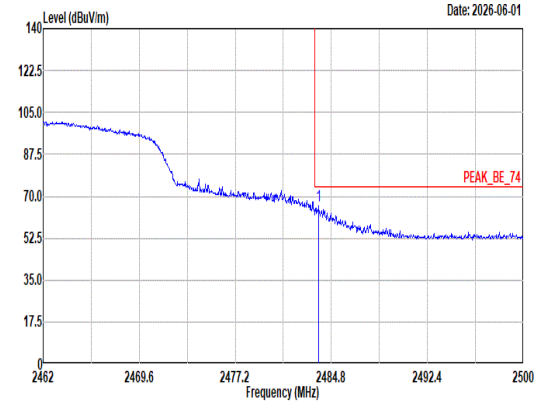 Site : 03CH12-HY Condition: PEAK_BE_74 3m 9120D-02114-250702 VERTICAL : RBW:1000.000kHz VBW:3000.000kHz SWT:Auto Freq Level Limit Line Margin Read Level Ant Factor Cable Loss Preamp Factor Aux Factor APos TPos Remark MHz dBuV/m dBuV/m dB dBuV dB/m dB dB dB cm deg 1 2483.81 66.26 74.00 -7.74 55.46 27.94 6.93 34.10 10.03 100 120 Peak	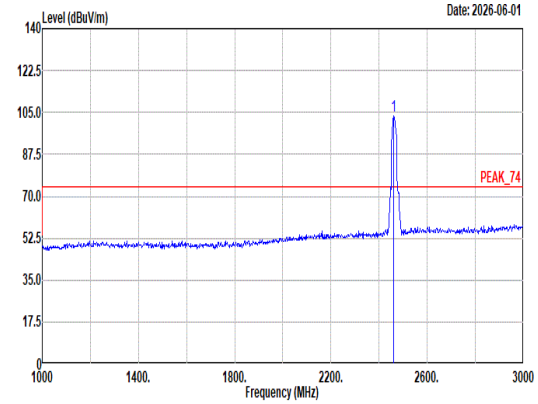 Site : 03CH12-HY Condition: PEAK_74 3m 9120D-02114-250702 VERTICAL : RBW:1000.000kHz VBW:3000.000kHz SWT:Auto Freq Level Limit Line Margin Read Level Ant Factor Cable Loss Preamp Factor Aux Factor APos TPos Remark MHz dBuV/m dBuV/m dB dBuV dB/m dB dB dB cm deg 1 2462.00 103.29 ------ ------ 92.79 27.70 6.89 34.12 10.03 100 120 Peak
Avg	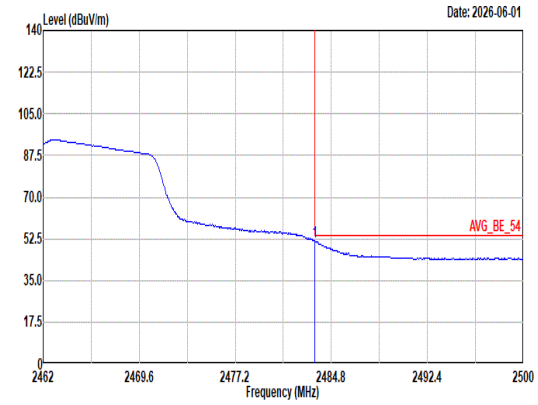 Site : 03CH12-HY Condition: AVG_BE_54 3m 9120D-02114-250702 VERTICAL : RBW:1000.000kHz VBW:0.820kHz SWT:Auto Freq Level Limit Line Margin Read Level Ant Factor Cable Loss Preamp Factor Aux Factor APos TPos Remark MHz dBuV/m dBuV/m dB dBuV dB/m dB dB dB cm deg 1 2483.51 51.48 54.00 -2.52 40.68 27.94 6.93 34.10 10.03 100 120 Average	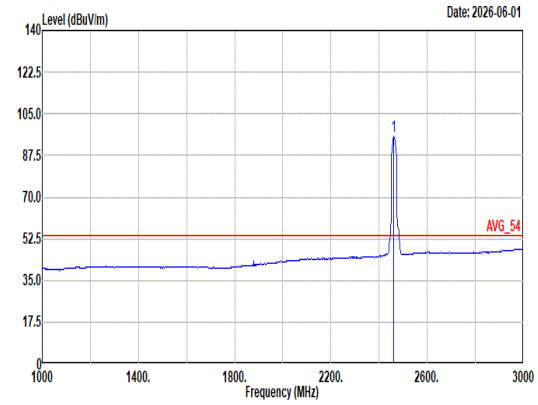 Site : 03CH12-HY Condition: AVG_54 3m 9120D-02114-250702 VERTICAL : RBW:1000.000kHz VBW:0.820kHz SWT:Auto Freq Level Limit Line Margin Read Level Ant Factor Cable Loss Preamp Factor Aux Factor APos TPos Remark MHz dBuV/m dBuV/m dB dBuV dB/m dB dB dB cm deg 1 2462.00 95.58 ------ ------ 85.06 27.72 6.89 34.12 10.03 100 120 Average

Mode	20	
	Harmonic	
	2400-2483.5_802.11n HT20_CH11_2462MHz	
ANT	4	
Pol.	Horizontal	Vertical
Peak Avg	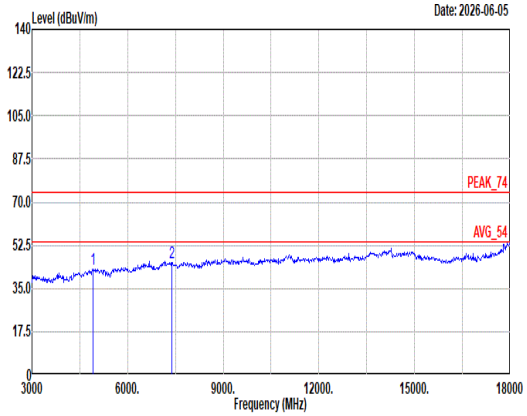 Site : 03CH12-HY Condition: PEAK_74 3m 9120D-02114-250702 HORIZONTAL Freq Level Limit Line Margin Read Level Ant Factor Cable Loss Preamp Factor Aux Factor APos TPos Remark MHz dBuV/m dBuV/m dB dBuV dB/m dB dB dB cm deg 1 4924.00 42.76 74.00 -31.24 53.60 33.19 11.27 55.90 0.60 -- -- Peak 2 7386.00 45.38 74.00 -28.62 51.01 36.96 13.46 56.47 0.42 -- -- Peak	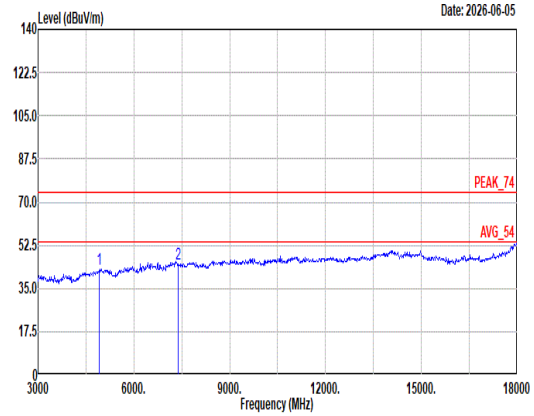 Site : 03CH12-HY Condition: PEAK_74 3m 9120D-02114-250702 VERTICAL Freq Level Limit Line Margin Read Level Ant Factor Cable Loss Preamp Factor Aux Factor APos TPos Remark MHz dBuV/m dBuV/m dB dBuV dB/m dB dB dB cm deg 1 4924.00 42.77 74.00 -31.23 53.61 33.19 11.27 55.90 0.60 -- -- Peak 2 7386.00 45.12 74.00 -28.88 50.75 36.96 13.46 56.47 0.42 -- -- Peak

Mode	20	
	Harmonic	
	2400-2483.5_802.11n HT20_CH11_2462MHz	
ANT	4	
Pol.	Horizontal	Vertical
14.47G ~14.5G Avg	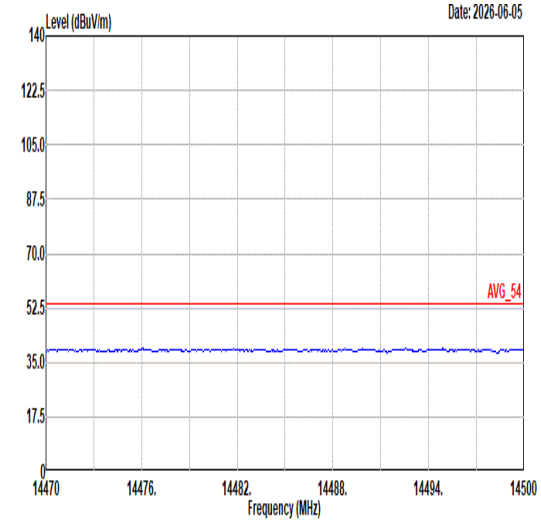 Site : 03CH12-HY Condition: AVG_54 3m 9120D-02114-250702 HORIZONTAL	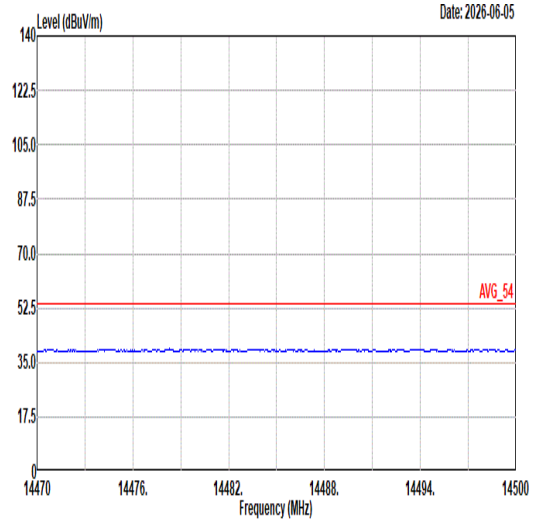 Site : 03CH12-HY Condition: AVG_54 3m 9120D-02114-250702 VERTICAL
17.7G ~18G Avg	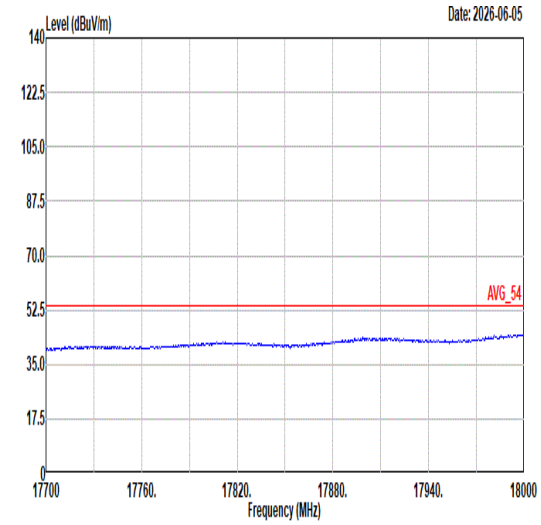 Site : 03CH12-HY Condition: AVG_54 3m 9120D-02114-250702 HORIZONTAL	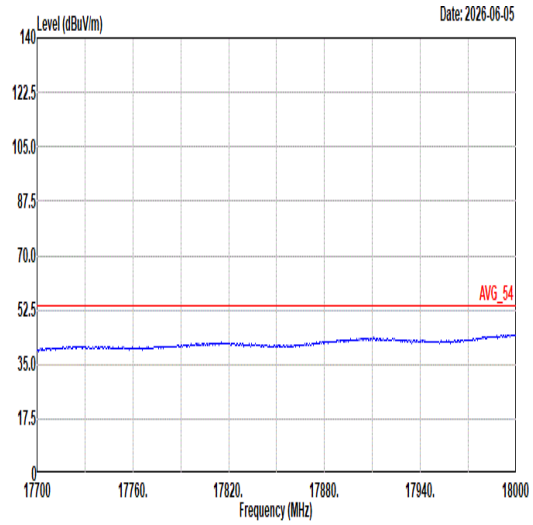 Site : 03CH12-HY Condition: AVG_54 3m 9120D-02114-250702 VERTICAL

Mode	21	
	Band Edge - L	
	2400-2483.5_802.11n HT40_CH03_2422MHz	
ANT	4	
Pol.	Horizontal	Fundamental
Peak	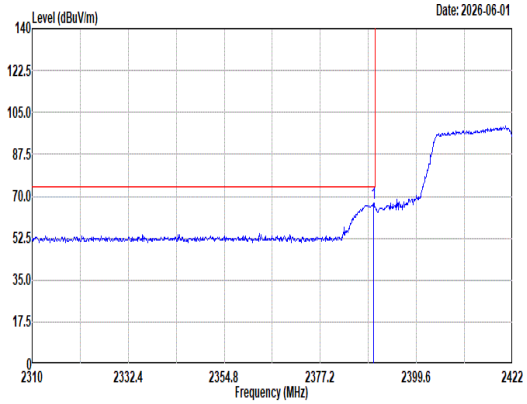 Site : 03CH12-HY Condition: PEAK_BE_74 3m 9120D-02114-250702 HORIZONTAL : RBW:1000.000kHz VBW:3000.000kHz SWT:Auto Freq Level Limit Line Margin Read Level Ant Factor Cable Loss Preamp Factor Aux Factor APos TPos Remark MHz dBuV/m dBuV/m dB dBuV dB/m dB dB dB cm deg 1 2389.63 66.98 74.00 -7.02 56.96 27.40 6.78 34.19 10.03 226 65 Peak	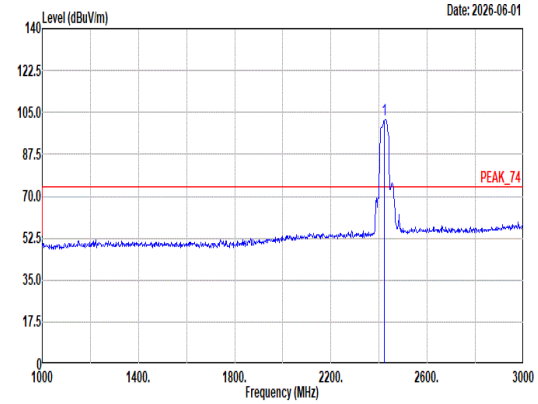 Site : 03CH12-HY Condition: PEAK_74 3m 9120D-02114-250702 HORIZONTAL : RBW:1000.000kHz VBW:3000.000kHz SWT:Auto Freq Level Limit Line Margin Read Level Ant Factor Cable Loss Preamp Factor Aux Factor APos TPos Remark MHz dBuV/m dBuV/m dB dBuV dB/m dB dB dB cm deg 1 2422.00 102.12 ------ ------ 91.84 27.56 6.84 34.15 10.03 226 65 Peak
Avg	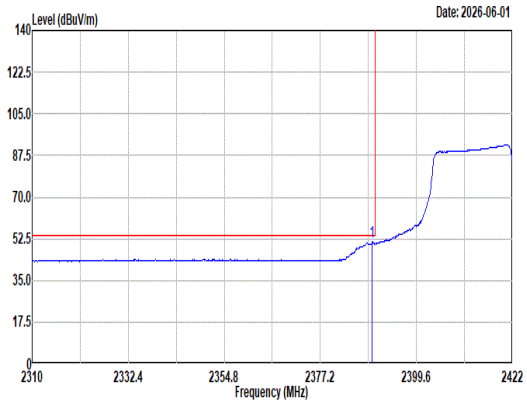 Site : 03CH12-HY Condition: AVG_BE_54 3m 9120D-02114-250702 HORIZONTAL : RBW:1000.000kHz VBW:1.600kHz SWT:Auto Freq Level Limit Line Margin Read Level Ant Factor Cable Loss Preamp Factor Aux Factor APos TPos Remark MHz dBuV/m dBuV/m dB dBuV dB/m dB dB dB cm deg 1 2389.30 51.34 54.00 -2.66 41.33 27.39 6.78 34.19 10.03 226 65 Average	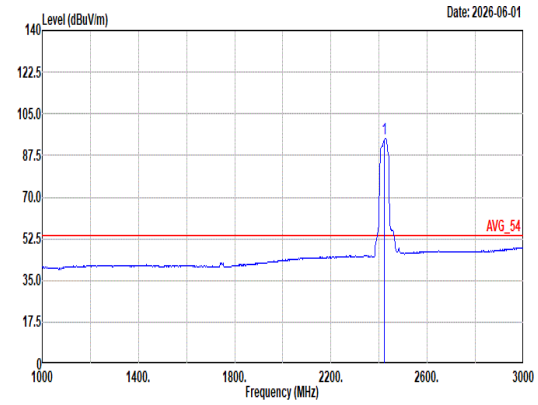 Site : 03CH12-HY Condition: AVG_54 3m 9120D-02114-250702 HORIZONTAL : RBW:1000.000kHz VBW:1.600kHz SWT:Auto Freq Level Limit Line Margin Read Level Ant Factor Cable Loss Preamp Factor Aux Factor APos TPos Remark MHz dBuV/m dBuV/m dB dBuV dB/m dB dB dB cm deg 1 2422.00 94.57 ------ ------ 84.29 27.56 6.84 34.15 10.03 226 65 Average

Mode	21	
	Band Edge - R	
	2400-2483.5_802.11n HT40_CH03_2422MHz	
ANT	4	
Pol.	Horizontal	Fundamental
Peak	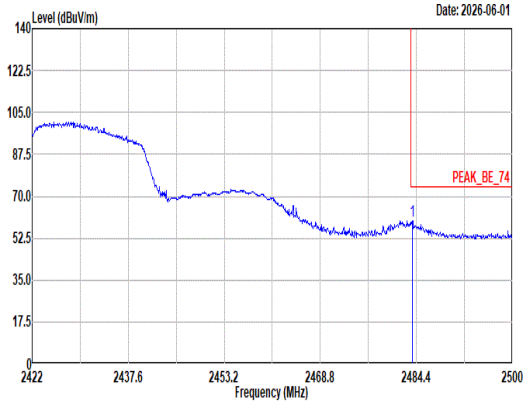 Site : 03CH12-HY Condition: PEAK_BE_74 3m 9120D-02114-250702 HORIZONTAL : RBW:1000.000kHz VBW:3000.000kHz SWT:Auto Freq Level Limit Line Margin Read Level Ant Factor Cable Loss Preamp Factor Aux Factor APos TPos Remark MHz dBuV/m dBuV/m dB dBuV dB/m dB dB dB cm deg 1 2483.78 59.75 74.00 -14.25 48.95 27.94 6.93 34.10 10.03 226 65 Peak	Blank
Avg	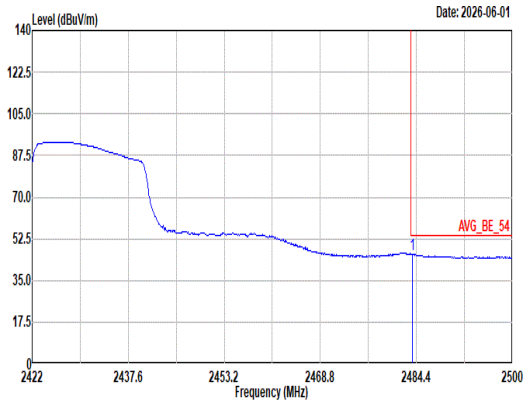 Site : 03CH12-HY Condition: AVG_BE_54 3m 9120D-02114-250702 HORIZONTAL : RBW:1000.000kHz VBW:1.600kHz SWT:Auto Freq Level Limit Line Margin Read Level Ant Factor Cable Loss Preamp Factor Aux Factor APos TPos Remark MHz dBuV/m dBuV/m dB dBuV dB/m dB dB dB cm deg 1 2483.70 46.18 54.00 -7.82 35.38 27.94 6.93 34.10 10.03 226 65 Average	Blank

Mode	21	
	Band Edge - L	
	2400-2483.5_802.11n HT40_CH03_2422MHz	
ANT	4	
Pol.	Vertical	Fundamental
Peak	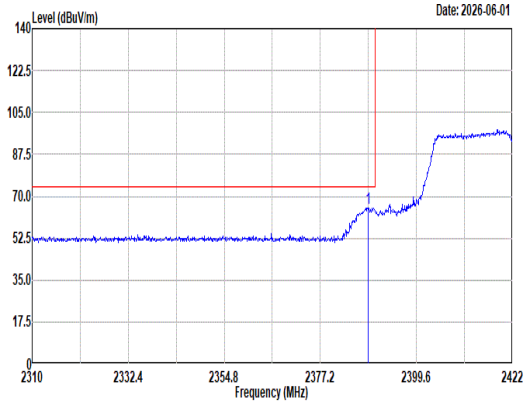 Site : 03CH12-HY Condition: PEAK_BE_74 3m 9120D-02114-250702 VERTICAL : RBW:1000.000kHz VBW:3000.000kHz SWT:Auto Freq Level Limit Line Margin Read Level Ant Factor Cable Loss Preamp Factor Aux Factor APos TPos Remark MHz dBuV/m dBuV/m dB dBuV dB/m dB dB dB cm deg 1 2388.40 65.15 74.00 -8.85 55.15 27.38 6.78 34.19 10.03 100 79 Peak	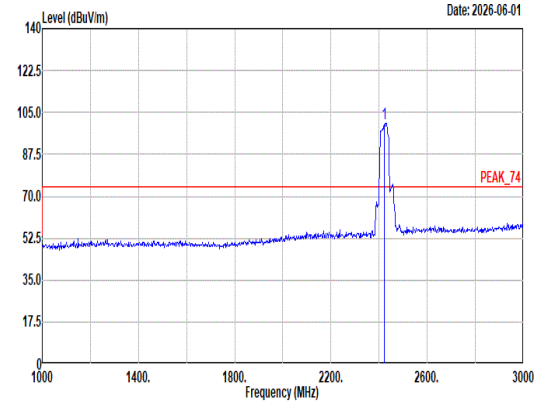 Site : 03CH12-HY Condition: PEAK_74 3m 9120D-02114-250702 VERTICAL : RBW:1000.000kHz VBW:3000.000kHz SWT:Auto Freq Level Limit Line Margin Read Level Ant Factor Cable Loss Preamp Factor Aux Factor APos TPos Remark MHz dBuV/m dBuV/m dB dBuV dB/m dB dB dB cm deg 1 2422.00 100.60 ------ ------ 90.30 27.58 6.84 34.15 10.03 100 79 Peak
Avg	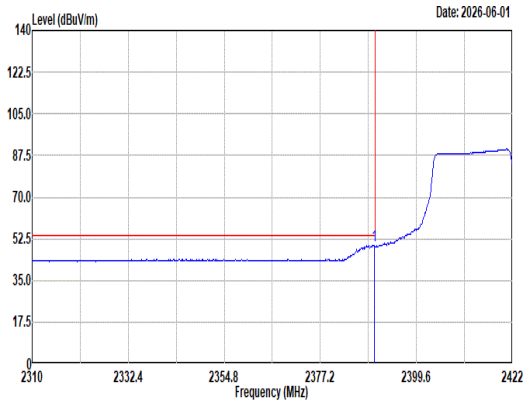 Site : 03CH12-HY Condition: AVG_BE_54 3m 9120D-02114-250702 VERTICAL : RBW:1000.000kHz VBW:1.600kHz SWT:Auto Freq Level Limit Line Margin Read Level Ant Factor Cable Loss Preamp Factor Aux Factor APos TPos Remark MHz dBuV/m dBuV/m dB dBuV dB/m dB dB dB cm deg 1 2389.74 49.70 54.00 -4.30 39.68 27.40 6.78 34.19 10.03 100 79 Average	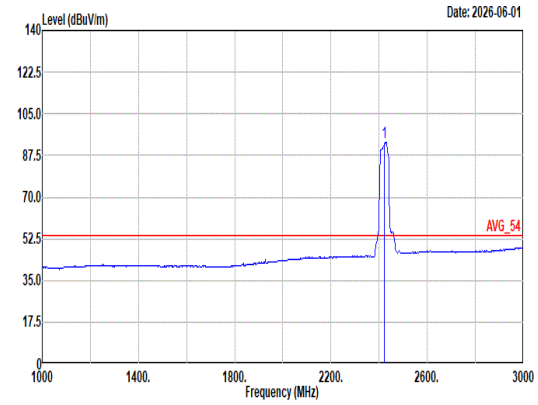 Site : 03CH12-HY Condition: AVG_54 3m 9120D-02114-250702 VERTICAL : RBW:1000.000kHz VBW:1.600kHz SWT:Auto Freq Level Limit Line Margin Read Level Ant Factor Cable Loss Preamp Factor Aux Factor APos TPos Remark MHz dBuV/m dBuV/m dB dBuV dB/m dB dB dB cm deg 1 2422.00 93.08 ------ ------ 82.78 27.58 6.84 34.15 10.03 100 79 Average

Mode	21	
	Band Edge - R	
	2400-2483.5_802.11n HT40_CH03_2422MHz	
ANT	4	
Pol.	Vertical	Fundamental
Peak	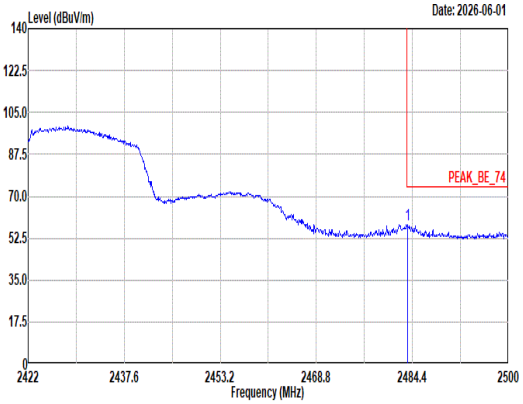 Site : 03CH12-HY Condition: PEAK_BE_74 3m 9120D-02114-250702 VERTICAL : RBW:1000.000kHz VBW:3000.000kHz SWT:Auto Limit Read Ant Cable Preamp Aux APos TPos Freq Level Line Margin Level Factor Loss Factor Factor Remark MHz dBuV/m dBuV/m dB dBuV dB/m dB dB dB cm deg 1 2483.62 57.90 74.00 -16.10 47.10 27.94 6.93 34.10 10.03 100 79 Peak	Blank
Avg	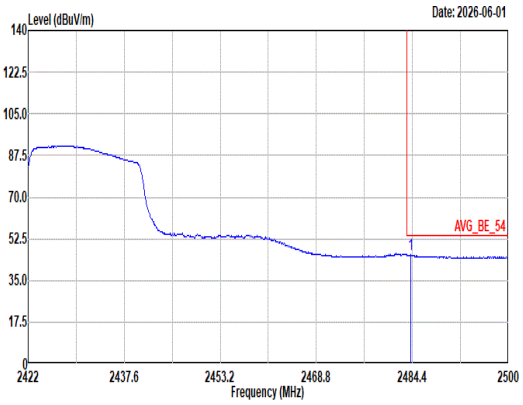 Site : 03CH12-HY Condition: AVG_BE_54 3m 9120D-02114-250702 VERTICAL : RBW:1000.000kHz VBW:1.600kHz SWT:Auto Limit Read Ant Cable Preamp Aux APos TPos Freq Level Line Margin Level Factor Loss Factor Factor Remark MHz dBuV/m dBuV/m dB dBuV dB/m dB dB dB cm deg 1 2484.09 45.75 54.00 -8.25 34.95 27.94 6.93 34.10 10.03 100 79 Average	Blank

Mode	21	
	Harmonic	
	2400-2483.5_802.11n HT40_CH03_2422MHz	
ANT	4	
Pol.	Horizontal	Vertical
Peak Avg	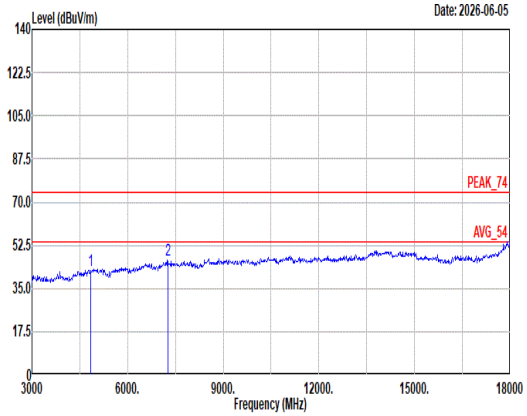 Site : 03CH12-HY Condition: PEAK_74 3m 9120D-02114-250702 HORIZONTAL Freq Level Limit Line Margin Read Level Ant Factor Cable Loss Preamp Factor Aux Factor APos TPos Remark MHz dBuV/m dBuV/m dB dBuV dB/m dB dB dB cm deg 1 4844.00 42.37 74.00 -31.63 53.57 32.56 11.49 55.86 0.61 -- -- Peak 2 7266.00 46.27 74.00 -27.73 51.89 37.10 13.33 56.43 0.38 -- -- Peak	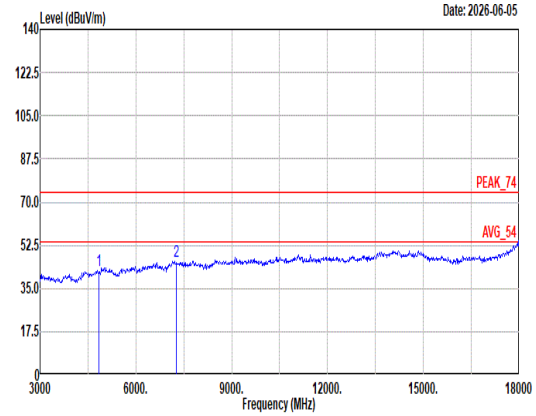 Site : 03CH12-HY Condition: PEAK_74 3m 9120D-02114-250702 VERTICAL Freq Level Limit Line Margin Read Level Ant Factor Cable Loss Preamp Factor Aux Factor APos TPos Remark MHz dBuV/m dBuV/m dB dBuV dB/m dB dB dB cm deg 1 4844.00 42.09 74.00 -31.91 53.29 32.56 11.49 55.86 0.61 -- -- Peak 2 7266.00 46.16 74.00 -27.84 51.78 37.10 13.33 56.43 0.38 -- -- Peak

Mode	21	
	Harmonic	
	2400-2483.5_802.11n HT40_CH03_2422MHz	
ANT	4	
Pol.	Horizontal	Vertical
14.47G ~14.5G Avg	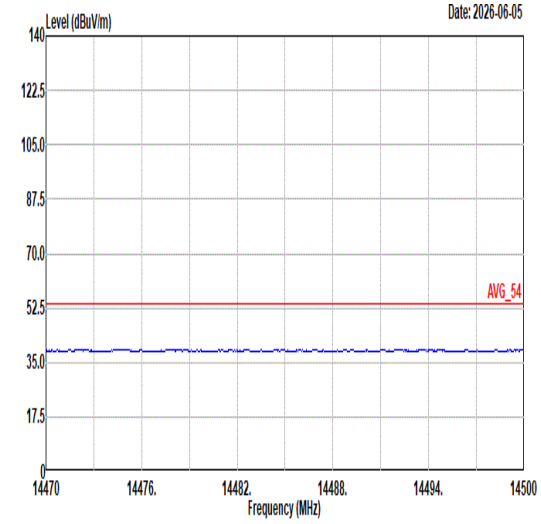 Site : 03CH12-HY Condition: AVG_54 3m 9120D-02114-250702 HORIZONTAL	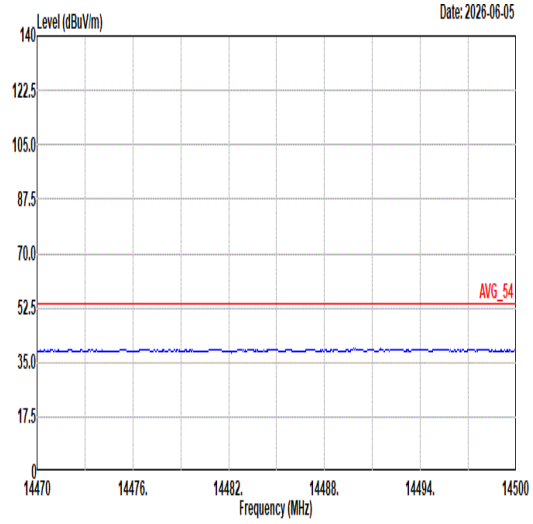 Site : 03CH12-HY Condition: AVG_54 3m 9120D-02114-250702 VERTICAL
17.7G ~18G Avg	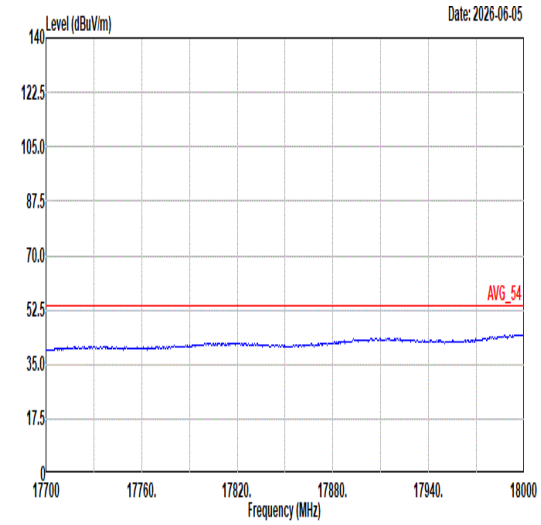 Site : 03CH12-HY Condition: AVG_54 3m 9120D-02114-250702 HORIZONTAL	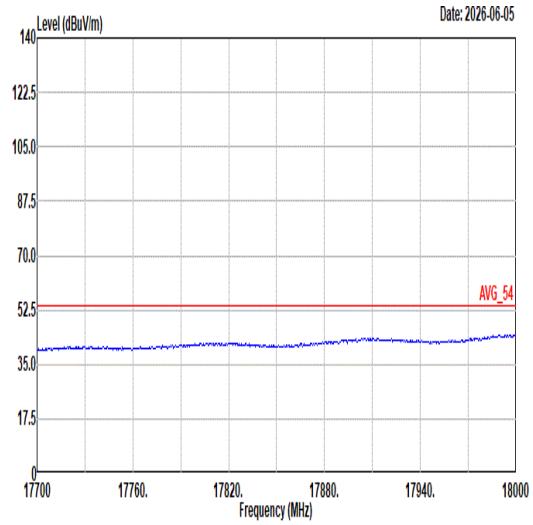 Site : 03CH12-HY Condition: AVG_54 3m 9120D-02114-250702 VERTICAL

Mode	22	
	Band Edge - L	
	2400-2483.5_802.11n HT40_CH06_2437MHz	
ANT	4	
Pol.	Horizontal	Fundamental
Peak	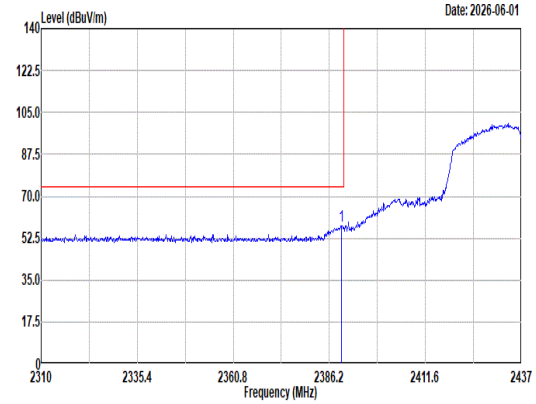 Site : 03CH12-HY Condition: PEAK_BE_74 3m 9120D-02114-250702 HORIZONTAL : RBW:1000.000kHz VBW:3000.000kHz SWT:Auto Freq Level Limit Line Margin Read Level Ant Factor Cable Loss Preamp Factor Aux Factor APos TPos Remark MHz dBuV/m dBuV/m dB dBuV dB/m dB dB dB cm deg 1 2389.38 57.50 74.00 -16.50 47.49 27.39 6.78 34.19 10.03 257 63 Peak	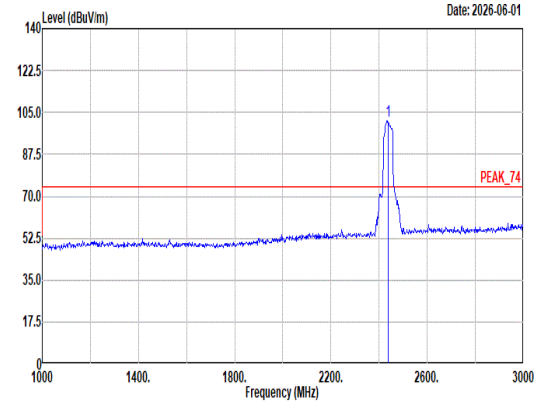 Site : 03CH12-HY Condition: PEAK_74 3m 9120D-02114-250702 HORIZONTAL : RBW:1000.000kHz VBW:3000.000kHz SWT:Auto Freq Level Limit Line Margin Read Level Ant Factor Cable Loss Preamp Factor Aux Factor APos TPos Remark MHz dBuV/m dBuV/m dB dBuV dB/m dB dB dB cm deg 1 2437.00 101.36 ------ ------ 91.02 27.60 6.85 34.14 10.03 257 63 Peak
Avg	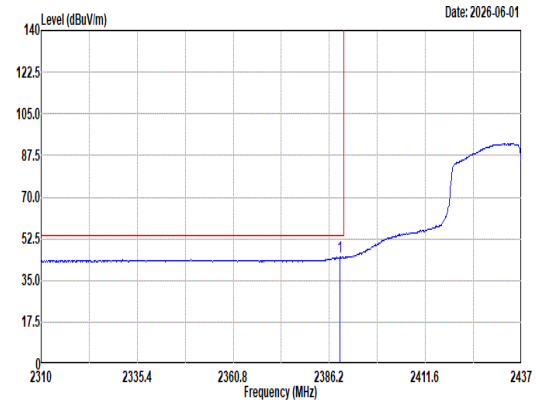 Site : 03CH12-HY Condition: AVG_BE_54 3m 9120D-02114-250702 HORIZONTAL : RBW:1000.000kHz VBW:1.600kHz SWT:Auto Freq Level Limit Line Margin Read Level Ant Factor Cable Loss Preamp Factor Aux Factor APos TPos Remark MHz dBuV/m dBuV/m dB dBuV dB/m dB dB dB cm deg 1 2388.99 44.94 54.00 -9.06 34.93 27.39 6.78 34.19 10.03 257 63 Average	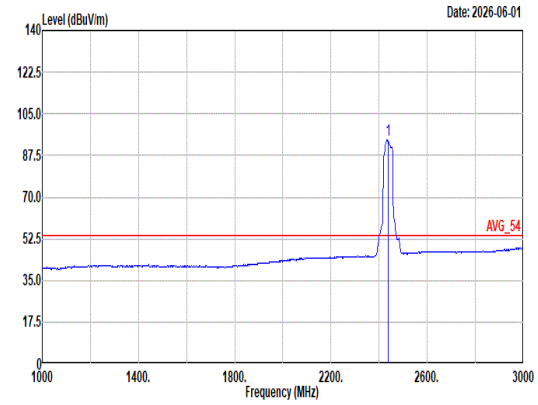 Site : 03CH12-HY Condition: AVG_54 3m 9120D-02114-250702 HORIZONTAL : RBW:1000.000kHz VBW:1.600kHz SWT:Auto Freq Level Limit Line Margin Read Level Ant Factor Cable Loss Preamp Factor Aux Factor APos TPos Remark MHz dBuV/m dBuV/m dB dBuV dB/m dB dB dB cm deg 1 2437.00 93.82 ------ ------ 83.48 27.60 6.85 34.14 10.03 257 63 Average

Mode	22	
	Band Edge - R	
	2400-2483.5_802.11n HT40_CH06_2437MHz	
ANT	4	
Pol.	Horizontal	Fundamental
Peak	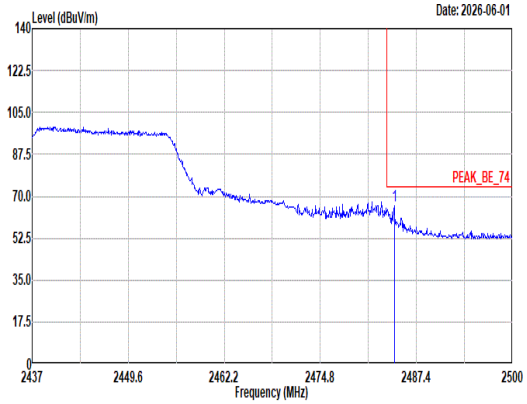 Site : 03CH12-HY Condition: PEAK_BE_74 3m 9120D-02114-250702 HORIZONTAL : RBW:1000.000kHz VBW:3000.000kHz SWT:Auto Limit Read Ant Cable Preamp Aux APos TPos Freq Level Line Margin Level Factor Loss Factor Factor Remark MHz dBuV/m dBuV/m dB dBuV dB/m dB dB dB cm deg 1 2484.50 65.86 74.00 -8.14 55.05 27.95 6.93 34.10 10.03 257 63 Peak	Blank
Avg	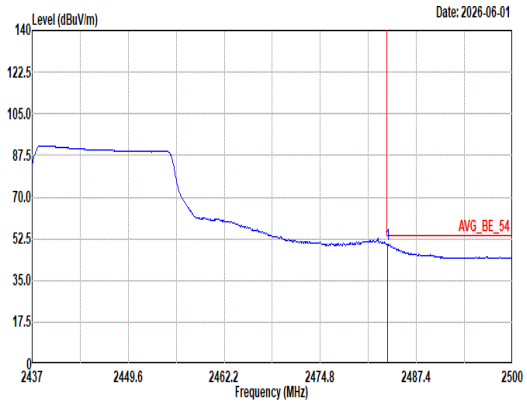 Site : 03CH12-HY Condition: AVG_BE_54 3m 9120D-02114-250702 HORIZONTAL : RBW:1000.000kHz VBW:1.600kHz SWT:Auto Limit Read Ant Cable Preamp Aux APos TPos Freq Level Line Margin Level Factor Loss Factor Factor Remark MHz dBuV/m dBuV/m dB dBuV dB/m dB dB dB cm deg 1 2483.62 50.36 54.00 -3.64 39.56 27.94 6.93 34.10 10.03 257 63 Average	Blank

Mode	22	
	Band Edge - L	
	2400-2483.5_802.11n HT40_CH06_2437MHz	
ANT	4	
Pol.	Vertical	Fundamental
Peak	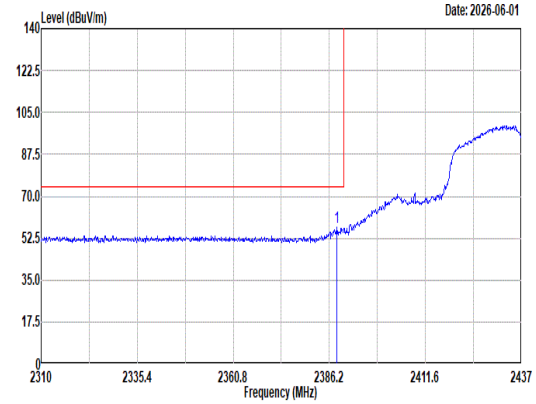 Site : 03CH12-HY Condition: PEAK_BE_74 3m 9120D-02114-250702 VERTICAL : RBW:1000.000kHz VBW:3000.000kHz SWT:Auto Freq Level Limit Line Margin Read Level Ant Factor Cable Loss Preamp Factor Aux Factor APos TPos Remark MHz dBuV/m dBuV/m dB dBuV dB/m dB dB dB cm deg 1 2388.23 57.04 74.00 -16.96 47.04 27.38 6.78 34.19 10.03 100 117 Peak	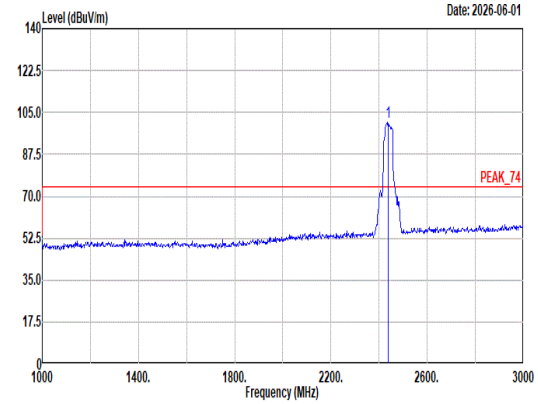 Site : 03CH12-HY Condition: PEAK_74 3m 9120D-02114-250702 VERTICAL : RBW:1000.000kHz VBW:3000.000kHz SWT:Auto Freq Level Limit Line Margin Read Level Ant Factor Cable Loss Preamp Factor Aux Factor APos TPos Remark MHz dBuV/m dBuV/m dB dBuV dB/m dB dB dB cm deg 1 2437.00 100.78 ------ ------ 90.44 27.60 6.85 34.14 10.03 100 117 Peak
Avg	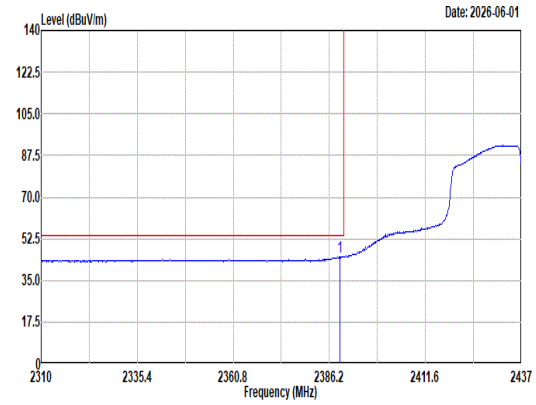 Site : 03CH12-HY Condition: AVG_BE_54 3m 9120D-02114-250702 VERTICAL : RBW:1000.000kHz VBW:1.600kHz SWT:Auto Freq Level Limit Line Margin Read Level Ant Factor Cable Loss Preamp Factor Aux Factor APos TPos Remark MHz dBuV/m dBuV/m dB dBuV dB/m dB dB dB cm deg 1 2388.99 44.99 54.00 -9.01 34.98 27.39 6.78 34.19 10.03 100 117 Average	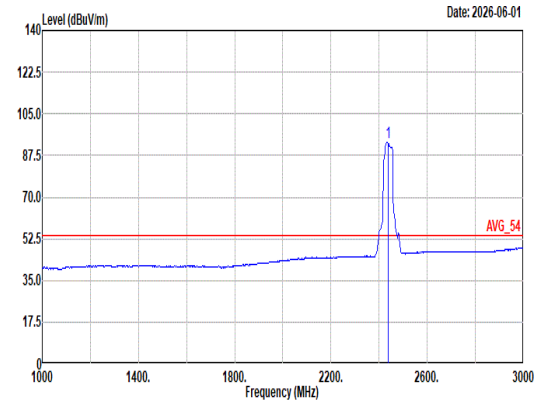 Site : 03CH12-HY Condition: AVG_54 3m 9120D-02114-250702 VERTICAL : RBW:1000.000kHz VBW:1.600kHz SWT:Auto Freq Level Limit Line Margin Read Level Ant Factor Cable Loss Preamp Factor Aux Factor APos TPos Remark MHz dBuV/m dBuV/m dB dBuV dB/m dB dB dB cm deg 1 2437.00 93.18 ------ ------ 82.85 27.60 6.85 34.15 10.03 100 117 Average

Mode	22	
	Band Edge - R	
	2400-2483.5_802.11n HT40_CH06_2437MHz	
ANT	4	
Pol.	Vertical	Fundamental
Peak	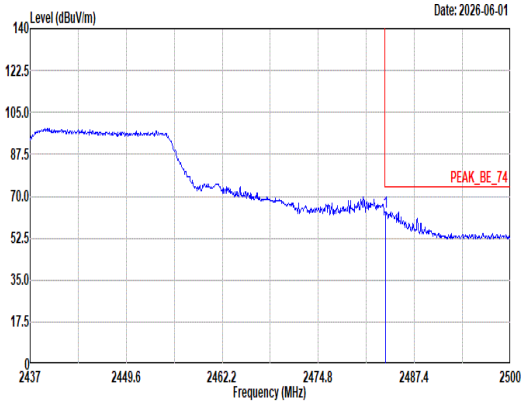 Site : 03CH12-HY Condition: PEAK_BE_74 3m 9120D-02114-250702 VERTICAL : RBW:1000.000kHz VBW:3000.000kHz SWT:Auto Limit Read Ant Cable Preamp Aux APos TPos Freq Level Line Margin Level Factor Loss Factor Factor Remark MHz dBuV/m dBuV/m dB dBuV dB/m dB dB dB cm deg 1 2483.62 63.42 74.00 -10.58 52.62 27.94 6.93 34.10 10.03 100 117 Peak	Blank
Avg	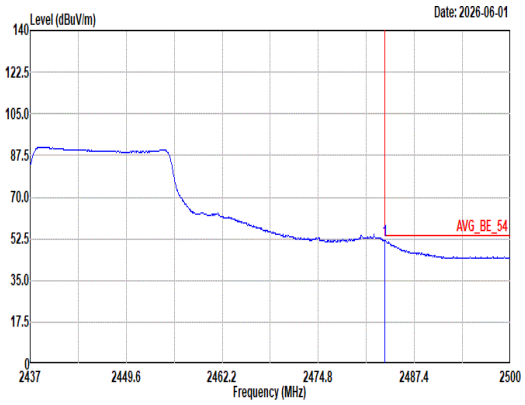 Site : 03CH12-HY Condition: AVG_BE_54 3m 9120D-02114-250702 VERTICAL : RBW:1000.000kHz VBW:1.600kHz SWT:Auto Limit Read Ant Cable Preamp Aux APos TPos Freq Level Line Margin Level Factor Loss Factor Factor Remark MHz dBuV/m dBuV/m dB dBuV dB/m dB dB dB cm deg 1 2483.56 51.57 54.00 -2.43 40.77 27.94 6.93 34.10 10.03 100 117 Average	Blank

Mode	22	
	Harmonic	
	2400-2483.5_802.11n HT40_CH06_2437MHz	
ANT	4	
Pol.	Horizontal	Vertical
Peak Avg	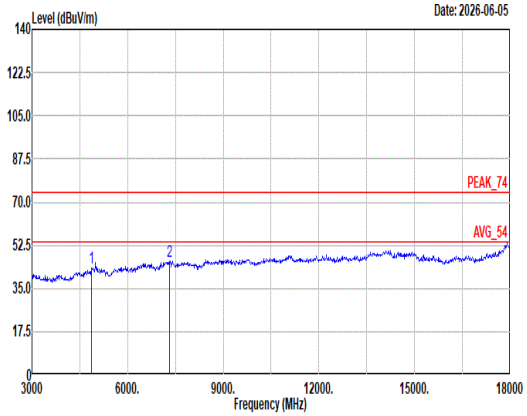 Site : 03CH12-HY Condition: PEAK_74 3m 9120D-02114-250702 HORIZONTAL Freq Level Limit Line Margin Read Level Ant Factor Cable Loss Preamp Factor Aux Factor APos TPos Remark MHz dBuV/m dBuV/m dB dBuV dB/m dB dB dB cm deg 1 4874.00 43.17 74.00 -30.83 54.24 32.79 11.41 55.88 0.61 -- -- Peak 2 7311.00 46.09 74.00 -27.91 51.66 37.10 13.38 56.44 0.39 -- -- Peak	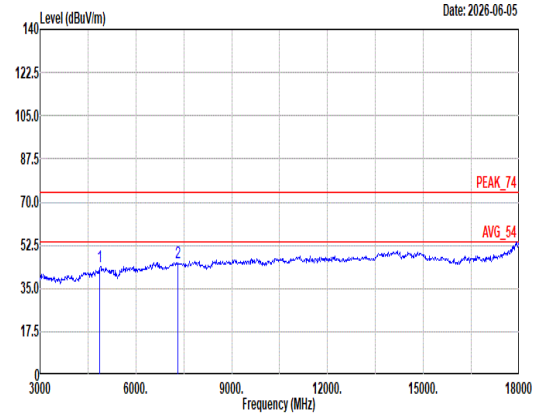 Site : 03CH12-HY Condition: PEAK_74 3m 9120D-02114-250702 VERTICAL Freq Level Limit Line Margin Read Level Ant Factor Cable Loss Preamp Factor Aux Factor APos TPos Remark MHz dBuV/m dBuV/m dB dBuV dB/m dB dB dB cm deg 1 4874.00 43.98 74.00 -30.02 55.05 32.79 11.41 55.88 0.61 -- -- Peak 2 7311.00 45.69 74.00 -28.31 51.26 37.10 13.38 56.44 0.39 -- -- Peak

Mode	22	
	Harmonic	
	2400-2483.5_802.11n HT40_CH06_2437MHz	
ANT	4	
Pol.	Horizontal	Vertical
14.47G ~14.5G Avg	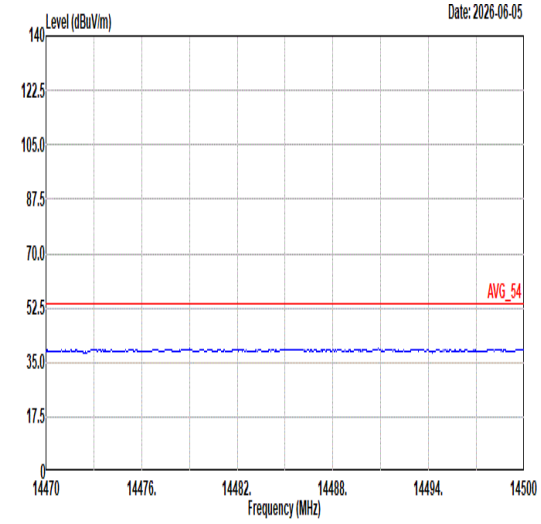 Site : 03CH12-HY Condition: AVG_54 3m 9120D-02114-250702 HORIZONTAL	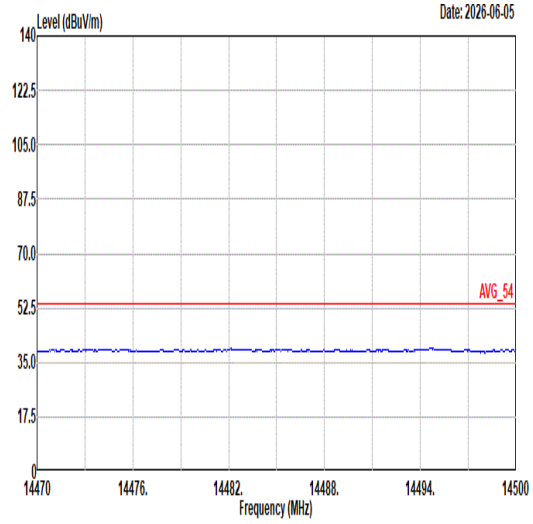 Site : 03CH12-HY Condition: AVG_54 3m 9120D-02114-250702 VERTICAL
17.7G ~18G Avg	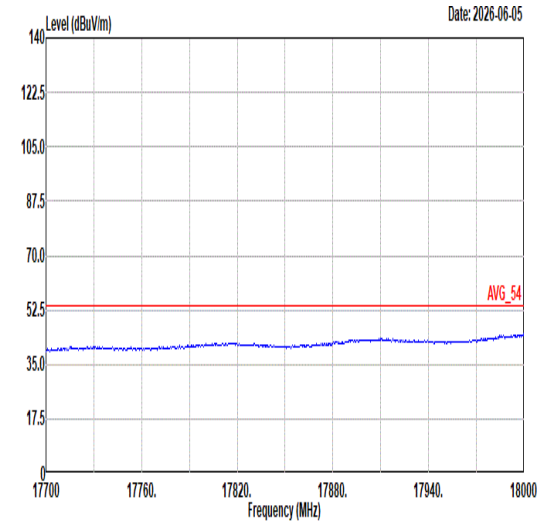 Site : 03CH12-HY Condition: AVG_54 3m 9120D-02114-250702 HORIZONTAL	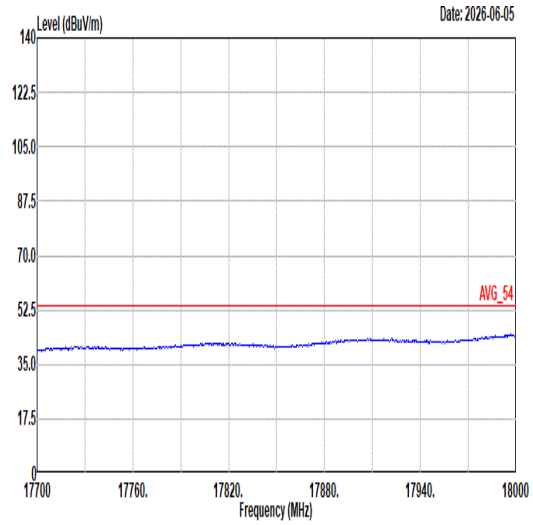 Site : 03CH12-HY Condition: AVG_54 3m 9120D-02114-250702 VERTICAL

Mode	23	
	Band Edge - L	
	2400-2483.5_802.11n HT40_CH09_2452MHz	
ANT	4	
Pol.	Horizontal	Fundamental
Peak	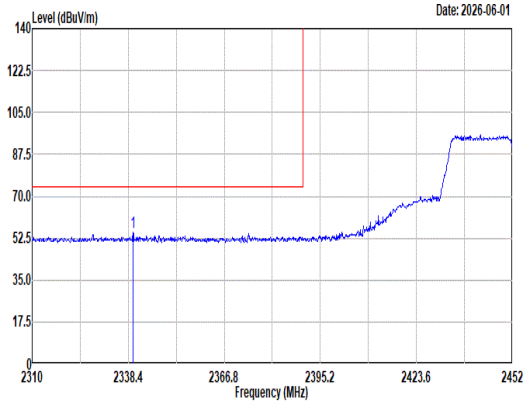 Site : 03CH12-HY Condition: PEAK_BE_74 3m 9120D-02114-250702 HORIZONTAL : RBW:1000.000kHz VBW:3000.000kHz SWT:Auto Freq Level Limit Line Margin Read Level Ant Factor Cable Loss Preamp Factor Aux Factor APos TPos Remark MHz dBuV/m dBuV/m dB dBuV dB/m dB dB dB cm deg 1 2339.82 54.68 74.00 -19.32 44.79 27.40 6.70 34.24 10.03 120 71 Peak	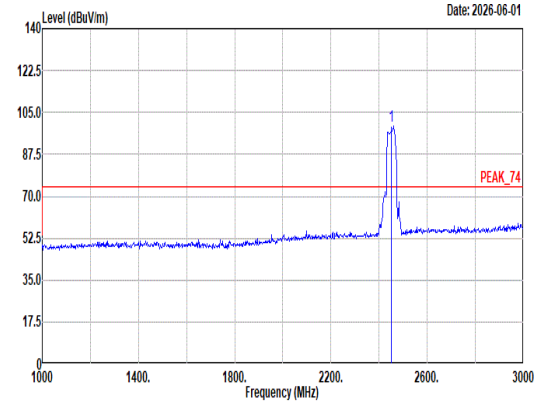 Site : 03CH12-HY Condition: PEAK_74 3m 9120D-02114-250702 HORIZONTAL : RBW:1000.000kHz VBW:3000.000kHz SWT:Auto Freq Level Limit Line Margin Read Level Ant Factor Cable Loss Preamp Factor Aux Factor APos TPos Remark MHz dBuV/m dBuV/m dB dBuV dB/m dB dB dB cm deg 1 2452.00 99.07 ------ ------ 88.55 27.72 6.89 34.12 10.03 120 71 Peak
Avg	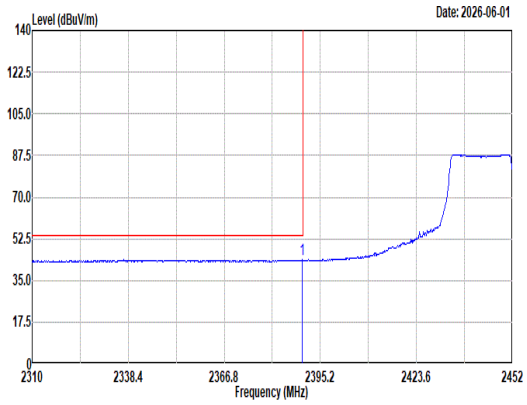 Site : 03CH12-HY Condition: AVG_BE_54 3m 9120D-02114-250702 HORIZONTAL : RBW:1000.000kHz VBW:1.600kHz SWT:Auto Freq Level Limit Line Margin Read Level Ant Factor Cable Loss Preamp Factor Aux Factor APos TPos Remark MHz dBuV/m dBuV/m dB dBuV dB/m dB dB dB cm deg 1 2389.95 43.64 54.00 -10.36 33.62 27.40 6.78 34.19 10.03 120 71 Average	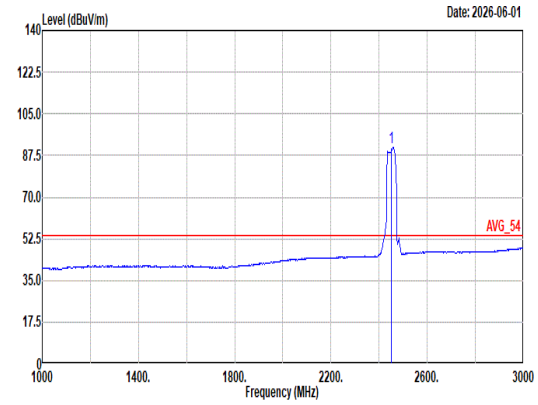 Site : 03CH12-HY Condition: AVG_54 3m 9120D-02114-250702 HORIZONTAL : RBW:1000.000kHz VBW:1.600kHz SWT:Auto Freq Level Limit Line Margin Read Level Ant Factor Cable Loss Preamp Factor Aux Factor APos TPos Remark MHz dBuV/m dBuV/m dB dBuV dB/m dB dB dB cm deg 1 2452.00 90.91 ------ ------ 80.41 27.70 6.89 34.12 10.03 120 71 Average

Mode	23	
	Band Edge - R	
	2400-2483.5_802.11n HT40_CH09_2452MHz	
ANT	4	
Pol.	Horizontal	Fundamental
Peak	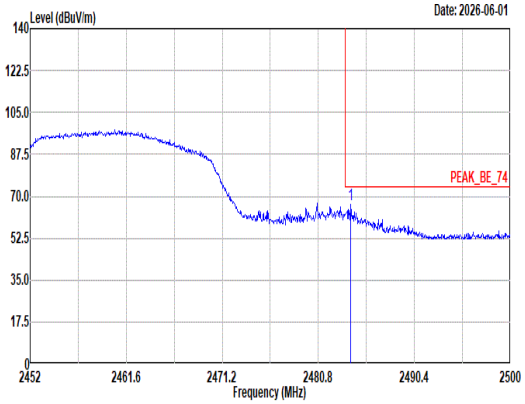 Site : 03CH12-HY Condition: PEAK_BE_74 3m 9120D-02114-250702 HORIZONTAL : RBW:1000.000kHz VBW:3000.000kHz SWT:Auto Freq Level Limit Line Margin Read Level Ant Factor Cable Loss Preamp Factor Aux Factor APos TPos Remark MHz dBuV/m dBuV/m dB dBuV dB/m dB dB dB cm deg 1 2484.06 66.51 74.00 -7.49 55.71 27.94 6.93 34.10 10.03 120 71 Peak	Blank
Avg	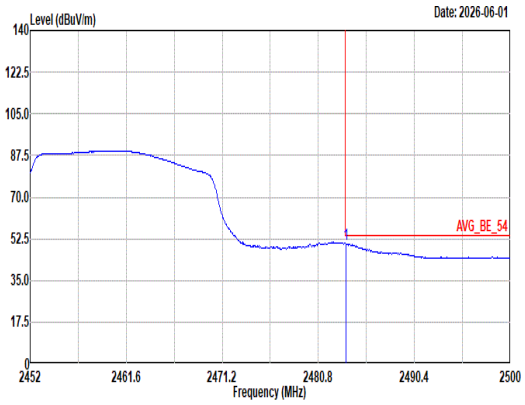 Site : 03CH12-HY Condition: AVG_BE_54 3m 9120D-02114-250702 HORIZONTAL : RBW:1000.000kHz VBW:1.600kHz SWT:Auto Freq Level Limit Line Margin Read Level Ant Factor Cable Loss Preamp Factor Aux Factor APos TPos Remark MHz dBuV/m dBuV/m dB dBuV dB/m dB dB dB cm deg 1 2483.54 50.37 54.00 -3.63 39.57 27.94 6.93 34.10 10.03 120 71 Average	Blank

Mode	23	
	Band Edge - L	
	2400-2483.5_802.11n HT40_CH09_2452MHz	
ANT	4	
Pol.	Vertical	Fundamental
Peak	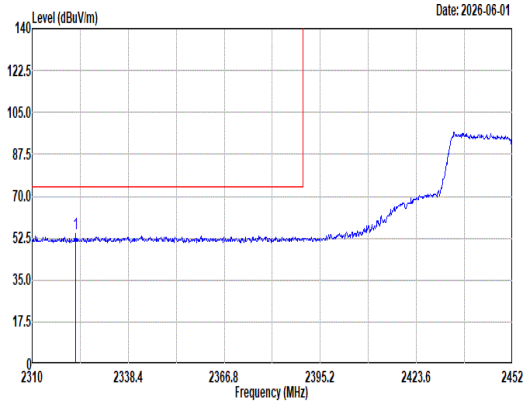 Site : 03CH12-HY Condition: PEAK_BE_74 3m 9120D-02114-250702 VERTICAL : RBW:1000.000kHz VBW:3000.000kHz SWT:Auto Freq Level Limit Line Margin Read Level Ant Factor Cable Loss Preamp Factor Aux Factor APos TPos Remark MHz dBuV/m dBuV/m dB dBuV dB/m dB dB dB cm deg 1 2322.92 54.30 74.00 -19.70 44.44 27.40 6.68 34.25 10.03 100 118 Peak	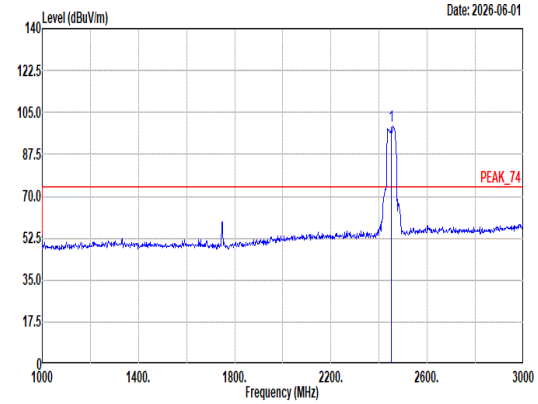 Site : 03CH12-HY Condition: PEAK_74 3m 9120D-02114-250702 VERTICAL : RBW:1000.000kHz VBW:3000.000kHz SWT:Auto Freq Level Limit Line Margin Read Level Ant Factor Cable Loss Preamp Factor Aux Factor APos TPos Remark MHz dBuV/m dBuV/m dB dBuV dB/m dB dB dB cm deg 1 2452.00 99.17 ------ ------ 88.67 27.70 6.89 34.12 10.03 100 118 Peak
Avg	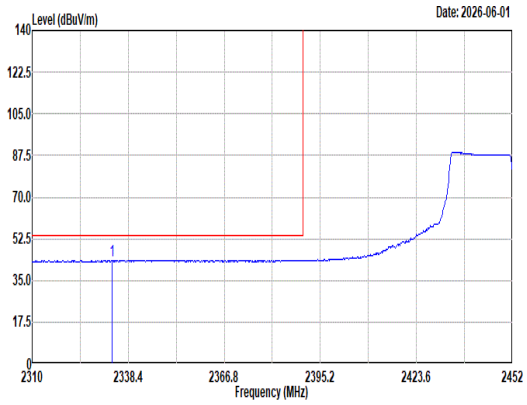 Site : 03CH12-HY Condition: AVG_BE_54 3m 9120D-02114-250702 VERTICAL : RBW:1000.000kHz VBW:1.600kHz SWT:Auto Freq Level Limit Line Margin Read Level Ant Factor Cable Loss Preamp Factor Aux Factor APos TPos Remark MHz dBuV/m dBuV/m dB dBuV dB/m dB dB dB cm deg 1 2333.71 43.52 54.00 -10.48 33.64 27.40 6.69 34.24 10.03 100 118 Average	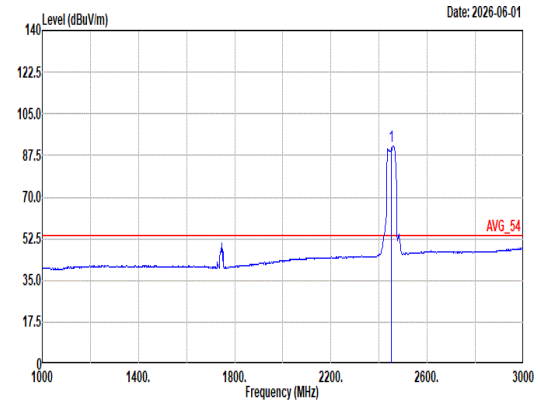 Site : 03CH12-HY Condition: AVG_54 3m 9120D-02114-250702 VERTICAL : RBW:1000.000kHz VBW:1.600kHz SWT:Auto Freq Level Limit Line Margin Read Level Ant Factor Cable Loss Preamp Factor Aux Factor APos TPos Remark MHz dBuV/m dBuV/m dB dBuV dB/m dB dB dB cm deg 1 2452.00 91.58 ------ ------ 81.06 27.72 6.89 34.12 10.03 100 118 Average

Mode	23	
	Band Edge - R	
	2400-2483.5_802.11n HT40_CH09_2452MHz	
ANT	4	
Pol.	Vertical	Fundamental
Peak	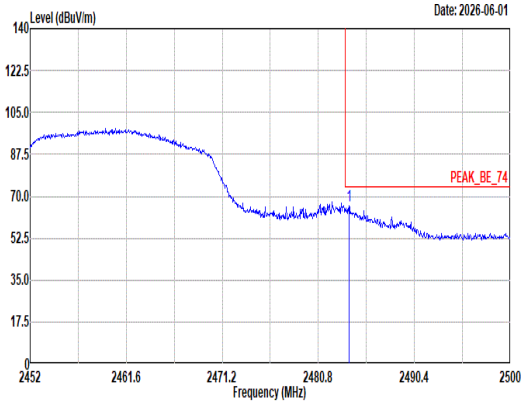 Site : 03CH12-HY Condition: PEAK_BE_74 3m 9120D-02114-250702 VERTICAL : RBW:1000.000kHz VBW:3000.000kHz SWT:Auto Freq Level Limit Line Margin Read Level Ant Factor Cable Loss Preamp Factor Aux Factor APos TPos Remark MHz dBuV/m dBuV/m dB dBuV dB/m dB dB dB cm deg 1 2483.87 65.84 74.00 -8.16 55.04 27.94 6.93 34.10 10.03 100 118 Peak	Blank
Avg	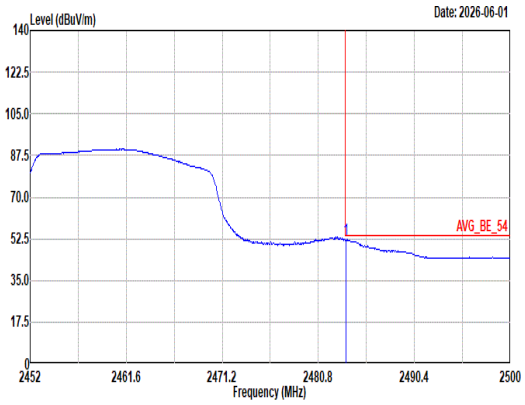 Site : 03CH12-HY Condition: AVG_BE_54 3m 9120D-02114-250702 VERTICAL : RBW:1000.000kHz VBW:1.600kHz SWT:Auto Freq Level Limit Line Margin Read Level Ant Factor Cable Loss Preamp Factor Aux Factor APos TPos Remark MHz dBuV/m dBuV/m dB dBuV dB/m dB dB dB cm deg 1 2483.58 52.28 54.00 -1.72 41.48 27.94 6.93 34.10 10.03 100 118 Average	Blank

Mode	23	
	Harmonic	
	2400-2483.5_802.11n HT40_CH09_2452MHz	
ANT	4	
Pol.	Horizontal	Vertical
Peak Avg	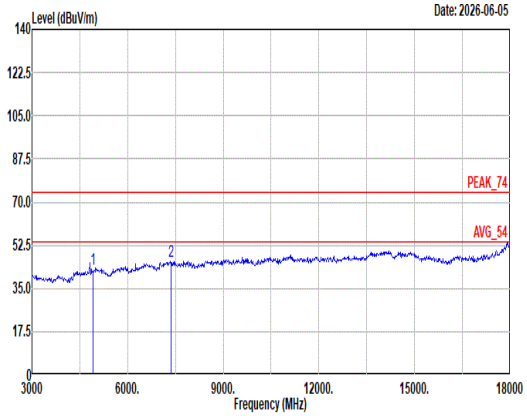 Site : 03CH12-HY Condition: PEAK_74 3m 9120D-02114-250702 HORIZONTAL Freq Level Limit Line Margin Read Level Ant Factor Cable Loss Preamp Factor Aux Factor APos TPos Remark MHz dBuV/m dBuV/m dB dBuV dB/m dB dB dB cm deg 1 4904.00 42.76 74.00 -31.24 53.70 33.03 11.32 55.89 0.60 -- -- Peak 2 7356.00 45.72 74.00 -28.28 51.26 37.08 13.43 56.46 0.41 -- -- Peak	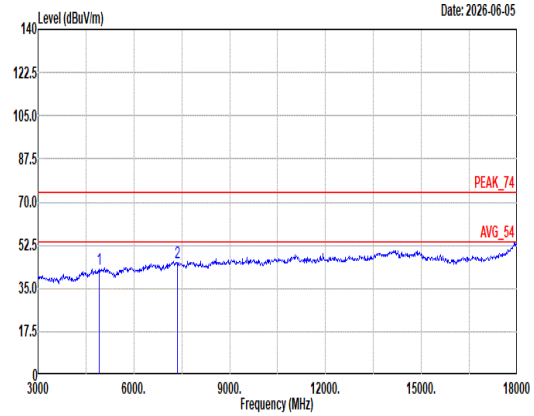 Site : 03CH12-HY Condition: PEAK_74 3m 9120D-02114-250702 VERTICAL Freq Level Limit Line Margin Read Level Ant Factor Cable Loss Preamp Factor Aux Factor APos TPos Remark MHz dBuV/m dBuV/m dB dBuV dB/m dB dB dB cm deg 1 4904.00 42.73 74.00 -31.27 53.67 33.03 11.32 55.89 0.60 -- -- Peak 2 7356.00 45.49 74.00 -28.51 51.03 37.08 13.43 56.46 0.41 -- -- Peak

Mode	23	
	Harmonic	
	2400-2483.5_802.11n HT40_CH09_2452MHz	
ANT	4	
Pol.	Horizontal	Vertical
14.47G ~14.5G Avg	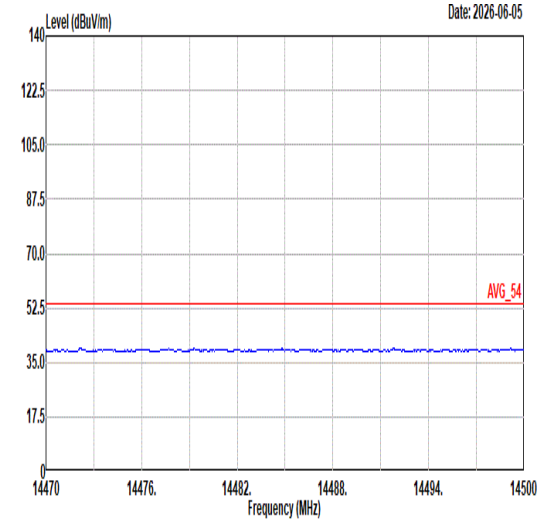 Site : 03CH12-HY Condition: AVG_54 3m 9120D-02114-250702 HORIZONTAL	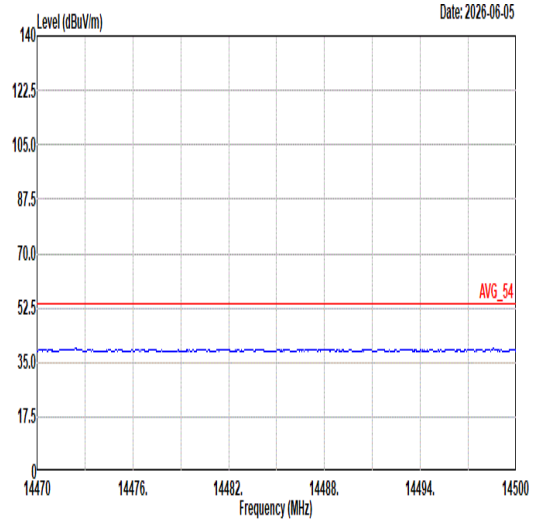 Site : 03CH12-HY Condition: AVG_54 3m 9120D-02114-250702 VERTICAL
17.7G ~18G Avg	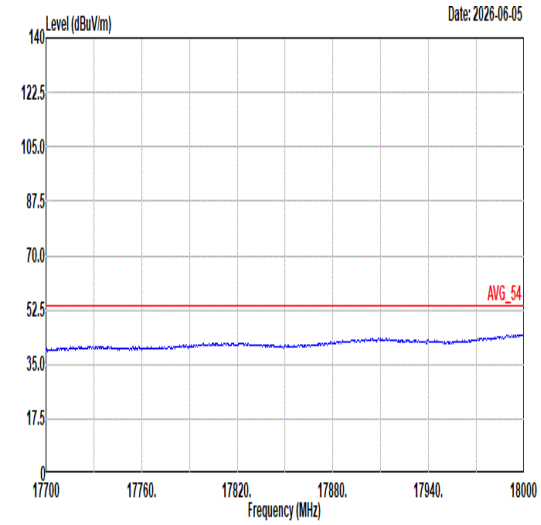 Site : 03CH12-HY Condition: AVG_54 3m 9120D-02114-250702 HORIZONTAL	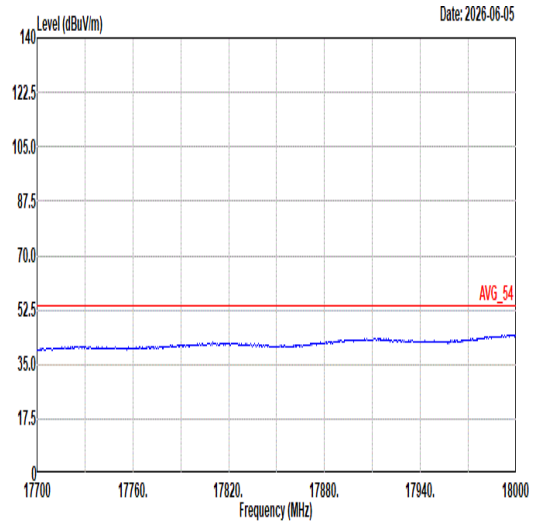 Site : 03CH12-HY Condition: AVG_54 3m 9120D-02114-250702 VERTICAL

Mode	24	
	Band Edge	
	2400-2483.5_802.11g_CH10_2458MHz	
ANT	4	
Pol.	Horizontal	Fundamental
Peak	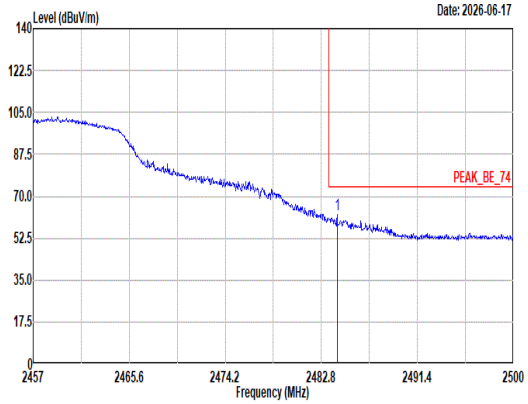 Site : 03CH12-HY Condition: PEAK_BE_74 3m 9120D-02114-250702 HORIZONTAL : RBW:1000.000kHz VBW:3000.000kHz SWT:Auto Freq Level Limit Line Margin Read Level Ant Factor Cable Loss Preamp Factor Aux Factor APos TPos Remark MHz dBuV/m dBuV/m dB dBuV dB/m dB dB dB cm deg 1 2484.22 62.14 74.00 -11.86 51.34 27.94 6.93 34.10 10.03 300 132 Peak	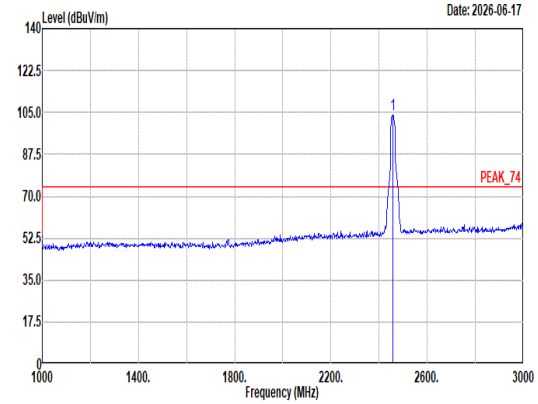 Site : 03CH12-HY Condition: PEAK_74 3m 9120D-02114-250702 HORIZONTAL : RBW:1000.000kHz VBW:3000.000kHz SWT:Auto Freq Level Limit Line Margin Read Level Ant Factor Cable Loss Preamp Factor Aux Factor APos TPos Remark MHz dBuV/m dBuV/m dB dBuV dB/m dB dB dB cm deg 1 2458.00 103.96 ------ ------ 93.46 27.70 6.89 34.12 10.03 300 132 Peak
Avg	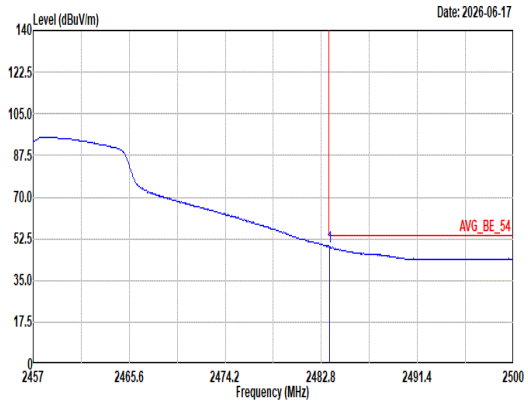 Site : 03CH12-HY Condition: AVG_BE_54 3m 9120D-02114-250702 HORIZONTAL : RBW:1000.000kHz VBW:0.750kHz SWT:Auto Freq Level Limit Line Margin Read Level Ant Factor Cable Loss Preamp Factor Aux Factor APos TPos Remark MHz dBuV/m dBuV/m dB dBuV dB/m dB dB dB cm deg 1 2483.53 49.04 54.00 -4.96 38.24 27.94 6.93 34.10 10.03 300 132 Average	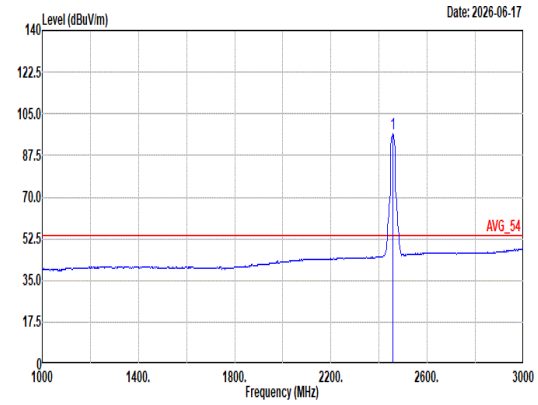 Site : 03CH12-HY Condition: AVG_54 3m 9120D-02114-250702 HORIZONTAL : RBW:1000.000kHz VBW:0.750kHz SWT:Auto Freq Level Limit Line Margin Read Level Ant Factor Cable Loss Preamp Factor Aux Factor APos TPos Remark MHz dBuV/m dBuV/m dB dBuV dB/m dB dB dB cm deg 1 2458.00 96.57 ------ ------ 86.07 27.70 6.89 34.12 10.03 300 132 Average

Mode	24	
	Band Edge	
	2400-2483.5_802.11g_CH10_2458MHz	
ANT	4	
Pol.	Vertical	Fundamental
Peak	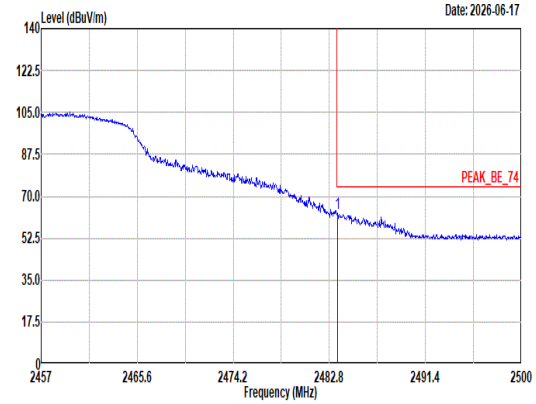 Site : 03CH12-HY Condition: PEAK_BE_74 3m 9120D-02114-250702 VERTICAL : RBW:1000.000kHz VBW:3000.000kHz SWT:Auto Freq Level Limit Line Margin Read Level Ant Factor Cable Loss Preamp Factor Aux Factor APos TPos Remark MHz dBuV/m dBuV/m dB dBuV dB/m dB dB dB cm deg 1 2483.53 62.76 74.00 -11.24 51.96 27.94 6.93 34.10 10.03 100 95 Peak	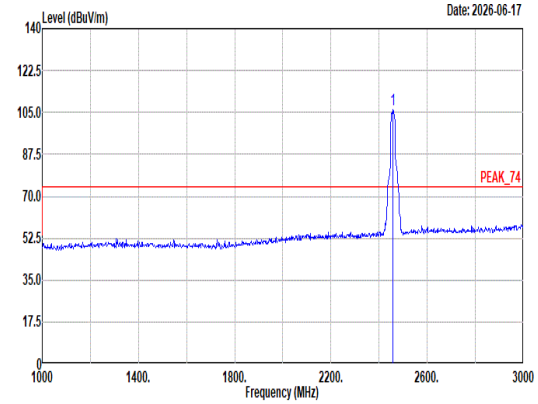 Site : 03CH12-HY Condition: PEAK_74 3m 9120D-02114-250702 VERTICAL : RBW:1000.000kHz VBW:3000.000kHz SWT:Auto Freq Level Limit Line Margin Read Level Ant Factor Cable Loss Preamp Factor Aux Factor APos TPos Remark MHz dBuV/m dBuV/m dB dBuV dB/m dB dB dB cm deg 1 2458.00 106.33 ------ ------ 95.84 27.70 6.88 34.12 10.03 100 95 Peak
Avg	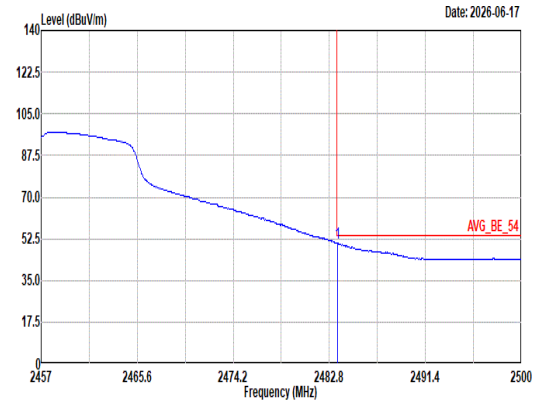 Site : 03CH12-HY Condition: AVG_BE_54 3m 9120D-02114-250702 VERTICAL : RBW:1000.000kHz VBW:0.750kHz SWT:Auto Freq Level Limit Line Margin Read Level Ant Factor Cable Loss Preamp Factor Aux Factor APos TPos Remark MHz dBuV/m dBuV/m dB dBuV dB/m dB dB dB cm deg 1 2483.53 50.61 54.00 -3.39 39.81 27.94 6.93 34.10 10.03 100 95 Average	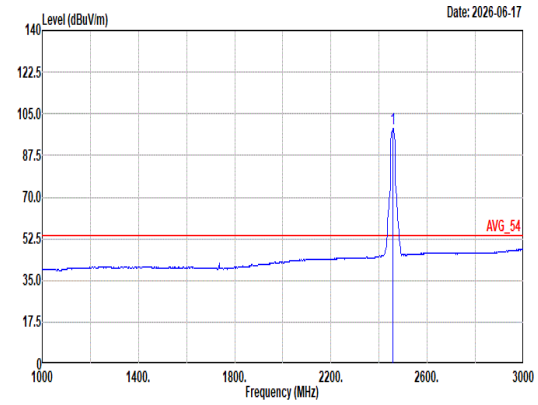 Site : 03CH12-HY Condition: AVG_54 3m 9120D-02114-250702 VERTICAL : RBW:1000.000kHz VBW:0.750kHz SWT:Auto Freq Level Limit Line Margin Read Level Ant Factor Cable Loss Preamp Factor Aux Factor APos TPos Remark MHz dBuV/m dBuV/m dB dBuV dB/m dB dB dB cm deg 1 2458.00 98.75 ------ ------ 88.25 27.70 6.89 34.12 10.03 100 95 Average

Mode	25	
	Band Edge	
	2400-2483.5_802.11n HT20_CH10_2458MHz	
ANT	4	
Pol.	Horizontal	Fundamental
Peak	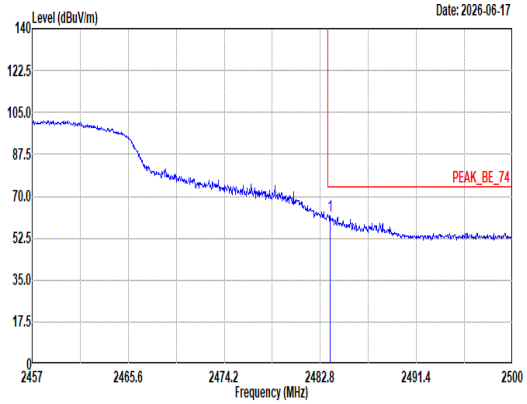 Site : 03CH12-HY Condition: PEAK_BE_74 3m 9120D-02114-250702 HORIZONTAL : RBW:1000.000kHz VBW:3000.000kHz SWT:Auto Freq Level Limit Line Margin Read Level Ant Factor Cable Loss Preamp Factor Aux Factor APos TPos Remark MHz dBuV/m dBuV/m dB dBuV dB/m dB dB dB cm deg 1 2483.70 61.86 74.00 -12.14 51.06 27.94 6.93 34.10 10.03 164 71 Peak	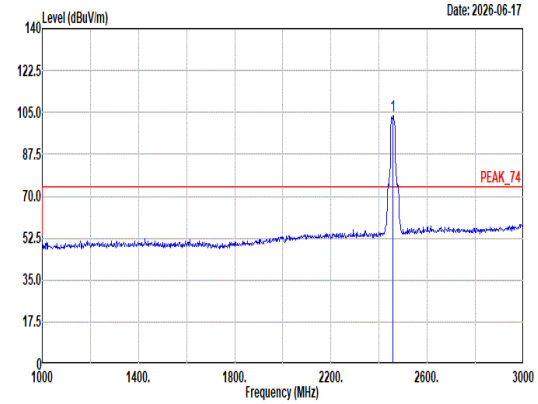 Site : 03CH12-HY Condition: PEAK_74 3m 9120D-02114-250702 HORIZONTAL : RBW:1000.000kHz VBW:3000.000kHz SWT:Auto Freq Level Limit Line Margin Read Level Ant Factor Cable Loss Preamp Factor Aux Factor APos TPos Remark MHz dBuV/m dBuV/m dB dBuV dB/m dB dB dB cm deg 1 2458.00 103.78 ------ ------ 93.28 27.70 6.89 34.12 10.03 164 71 Peak
Avg	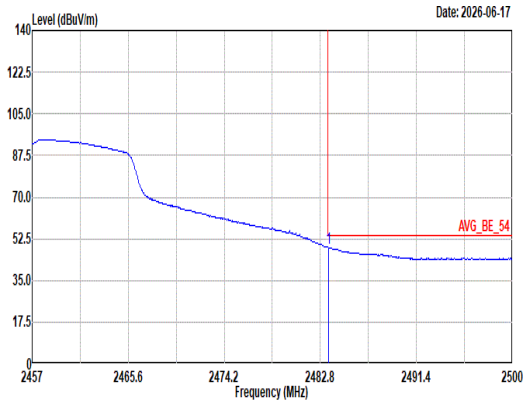 Site : 03CH12-HY Condition: AVG_BE_54 3m 9120D-02114-250702 HORIZONTAL : RBW:1000.000kHz VBW:0.820kHz SWT:Auto Freq Level Limit Line Margin Read Level Ant Factor Cable Loss Preamp Factor Aux Factor APos TPos Remark MHz dBuV/m dBuV/m dB dBuV dB/m dB dB dB cm deg 1 2483.53 48.85 54.00 -5.15 38.05 27.94 6.93 34.10 10.03 164 71 Average	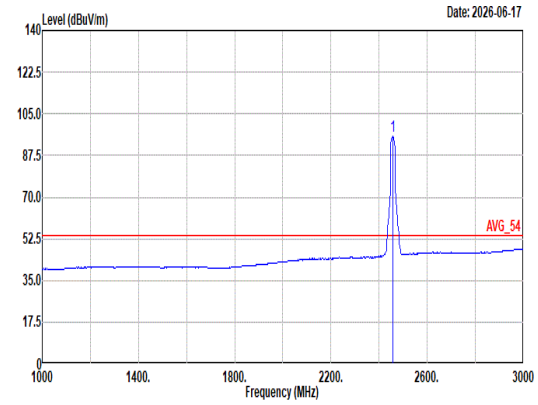 Site : 03CH12-HY Condition: AVG_54 3m 9120D-02114-250702 HORIZONTAL : RBW:1000.000kHz VBW:0.820kHz SWT:Auto Freq Level Limit Line Margin Read Level Ant Factor Cable Loss Preamp Factor Aux Factor APos TPos Remark MHz dBuV/m dBuV/m dB dBuV dB/m dB dB dB cm deg 1 2458.00 95.63 ------ ------ 85.14 27.70 6.88 34.12 10.03 164 71 Average

Mode	25	
	Band Edge	
	2400-2483.5_802.11n HT20_CH10_2458MHz	
ANT	4	
Pol.	Vertical	Fundamental
Peak	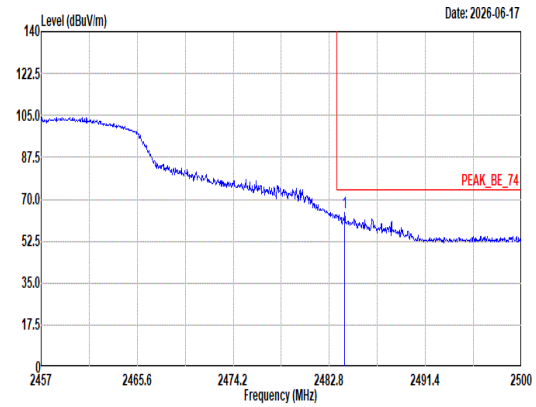 Site : 03CH12-HY Condition: PEAK_BE_74 3m 9120D-02114-250702 VERTICAL : RBW:1000.000kHz VBW:3000.000kHz SWT:Auto Freq Level Limit Line Margin Read Level Ant Factor Cable Loss Preamp Factor Aux Factor APos TPos Remark MHz dBuV/m dBuV/m dB dBuV dB/m dB dB dB cm deg 1 2484.18 64.40 74.00 -9.60 53.60 27.94 6.93 34.10 10.03 100 81 Peak	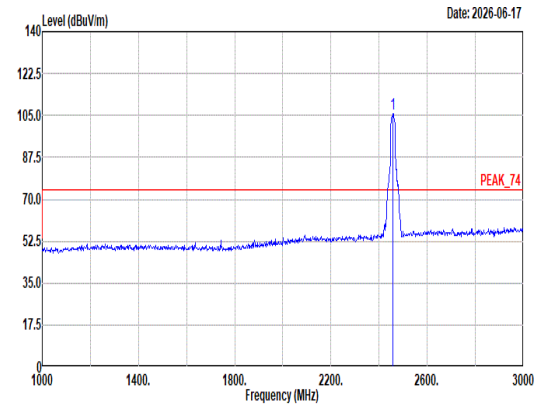 Site : 03CH12-HY Condition: PEAK_74 3m 9120D-02114-250702 VERTICAL : RBW:1000.000kHz VBW:3000.000kHz SWT:Auto Freq Level Limit Line Margin Read Level Ant Factor Cable Loss Preamp Factor Aux Factor APos TPos Remark MHz dBuV/m dBuV/m dB dBuV dB/m dB dB dB cm deg 1 2458.00 105.59 ------ ------ 95.09 27.70 6.89 34.12 10.03 100 81 Peak
Avg	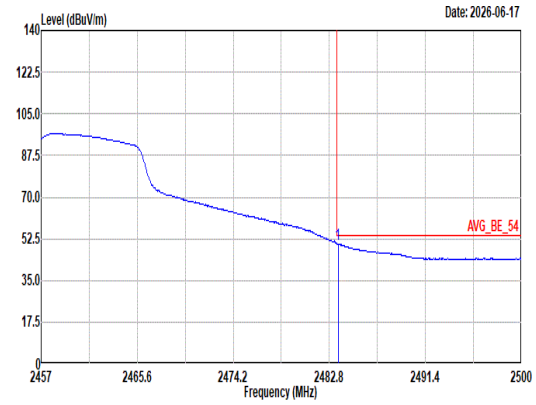 Site : 03CH12-HY Condition: AVG_BE_54 3m 9120D-02114-250702 VERTICAL : RBW:1000.000kHz VBW:0.820kHz SWT:Auto Freq Level Limit Line Margin Read Level Ant Factor Cable Loss Preamp Factor Aux Factor APos TPos Remark MHz dBuV/m dBuV/m dB dBuV dB/m dB dB dB cm deg 1 2483.57 50.44 54.00 -3.56 39.64 27.94 6.93 34.10 10.03 100 81 Average	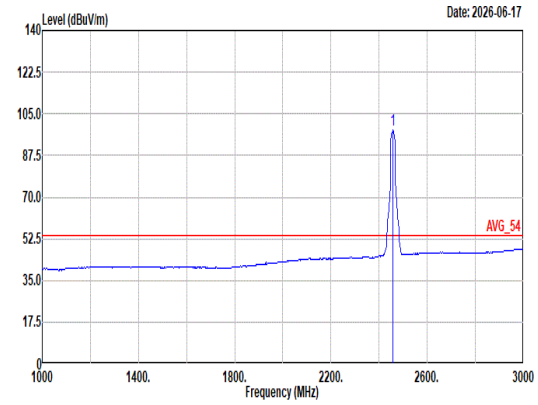 Site : 03CH12-HY Condition: AVG_54 3m 9120D-02114-250702 VERTICAL : RBW:1000.000kHz VBW:0.820kHz SWT:Auto Freq Level Limit Line Margin Read Level Ant Factor Cable Loss Preamp Factor Aux Factor APos TPos Remark MHz dBuV/m dBuV/m dB dBuV dB/m dB dB dB cm deg 1 2458.00 98.01 ------ ------ 87.51 27.70 6.89 34.12 10.03 100 81 Average

Mode	26	
	LF	
	2400-2483.5_802.11n HT40_CH09_2452MHz	
ANT	4	
Pol.	Horizontal	Vertical
QP/ Peak	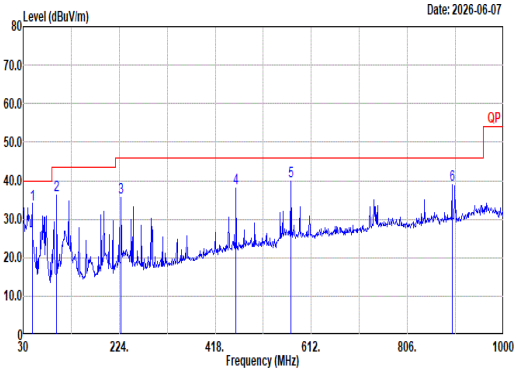	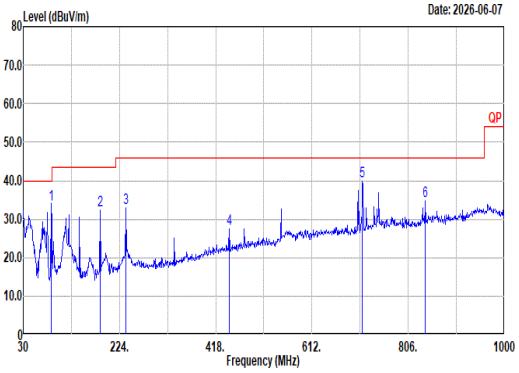

Site : 03CH12-HY
Condition: QP 3m Bilog_37059 & 01_251126 HORIZONTAL

	Freq	Level	Limit Line	Margin	Read Level	Ant Factor	Cable Loss	Preamp Factor	Aux Factor	APos	TPos	Remark
	MHz	dBuV/m	dBuV/m	dB	dBuV	dB/m	dB	dB	dB	cm	deg	
1	48.43	33.95	40.00	-6.05	48.04	15.18	0.85	30.20	0.08	--	--	Peak
2	97.90	36.22	43.50	-7.28	49.09	15.96	1.23	30.14	0.08	--	--	Peak
3	227.88	35.62	46.00	-10.38	47.53	15.98	1.95	29.97	0.13	--	--	Peak
4	459.71	38.16	46.00	-7.84	41.31	23.31	2.86	29.53	0.21	--	--	Peak
5	571.26	39.82	46.00	-6.18	39.46	26.27	3.20	29.33	0.22	--	--	Peak
6	896.21	38.85	46.00	-7.15	34.20	29.07	4.05	28.73	0.26	--	--	Peak

Site : 03CH12-HY
Condition: QP 3m Bilog_37059 & 01_251126 VERTICAL

	Freq	Level	Limit Line	Margin	Read Level	Ant Factor	Cable Loss	Preamp Factor	Aux Factor	APos	TPos	Remark
	MHz	dBuV/m	dBuV/m	dB	dBuV	dB/m	dB	dB	dB	cm	deg	
1	86.26	33.91	40.00	-6.09	48.33	14.50	1.15	30.16	0.09	--	--	Peak
2	185.20	32.28	43.50	-11.22	45.47	14.95	1.77	30.02	0.11	--	--	Peak
3	237.58	32.76	46.00	-13.24	43.49	17.08	2.01	29.95	0.13	--	--	Peak
4	445.16	27.54	46.00	-18.46	31.10	22.99	2.81	29.57	0.21	--	--	Peak
5	713.85	39.77	46.00	-6.23	38.01	27.01	3.62	29.13	0.26	--	--	Peak
6	840.92	34.82	46.00	-11.18	30.62	28.97	3.85	28.84	0.22	--	--	Peak

Mode	27	
	SHF	
	2400-2483.5_802.11n HT40_CH09_2452MHz	
ANT	4	
Pol.	Horizontal	Vertical
Peak	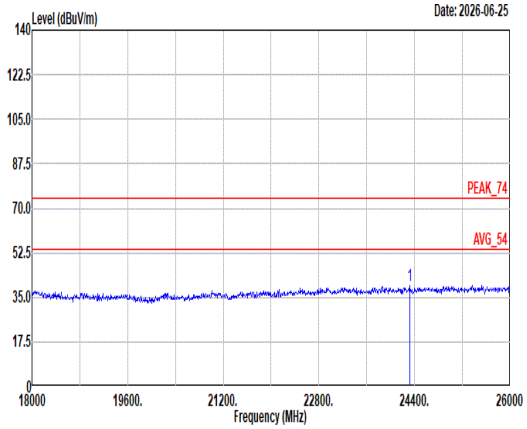 Site : 03CH12-HY Condition: PEAK_74 1m BBHA9170_1223_250702 HORIZONTAL Freq Level Limit Line Margin Read Level Ant Factor Cable Loss Preamp Factor Aux Factor APos TPos Remark MHz dBuV/m dBuV/m dB dBuV dB/m dB dB dB cm deg 1 24320.00 39.66 74.00 -34.34 40.32 39.22 22.60 52.94 -9.54 -- -- Peak	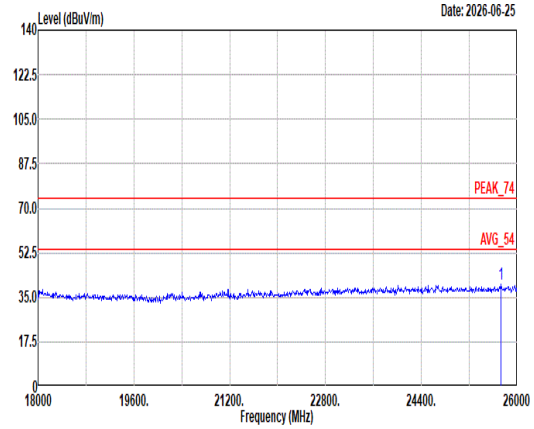 Site : 03CH12-HY Condition: PEAK_74 1m BBHA9170_1223_250702 VERTICAL Freq Level Limit Line Margin Read Level Ant Factor Cable Loss Preamp Factor Aux Factor APos TPos Remark MHz dBuV/m dBuV/m dB dBuV dB/m dB dB dB cm deg 1 25728.00 39.94 74.00 -34.06 40.01 39.20 23.42 53.15 -9.54 -- -- Peak

Appendix D. Duty Cycle Plots

Antenna	Band	Duty Cycle (%)	T(us)	1/T(kHz)	VBW Setting
4	802.11b	99.11	-	-	10Hz
4	802.11g	97.20	1390	0.72	0.75 kHz
4	2.4GHz 802.11n HT20	96.64	1295	0.77	0.82 kHz
4	2.4GHz 802.11n HT40	94.30	645	1.55	1.6 kHz

802.11b

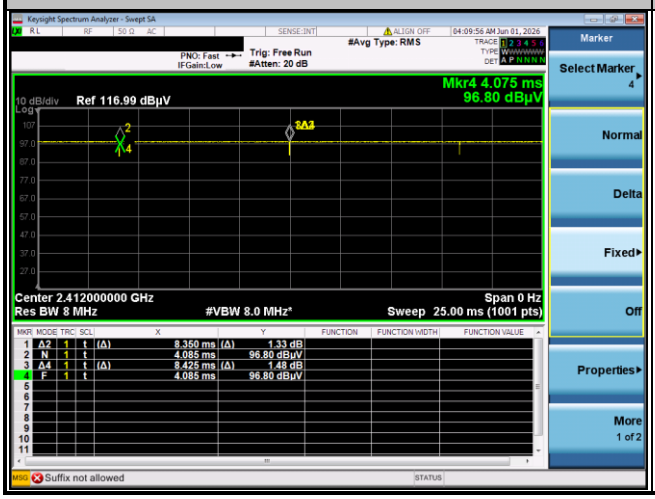

802.11g

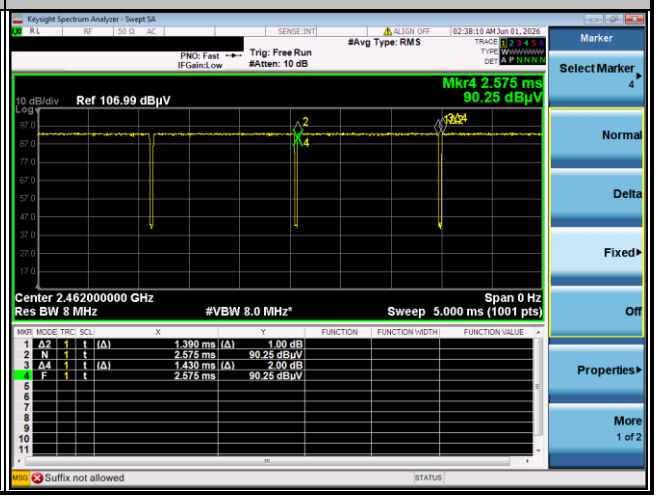

802.11n HT20

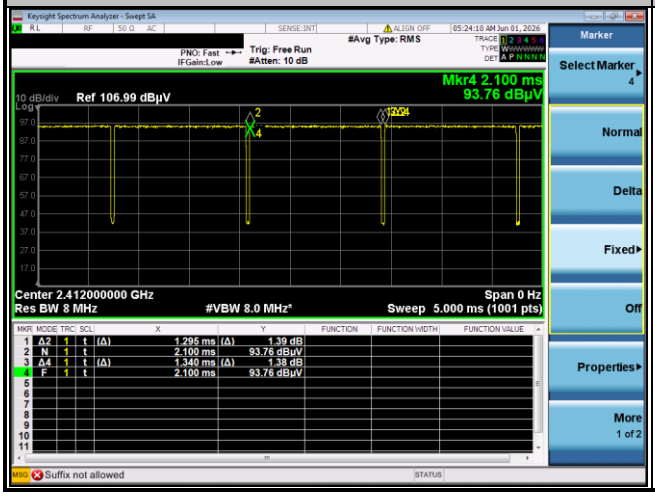
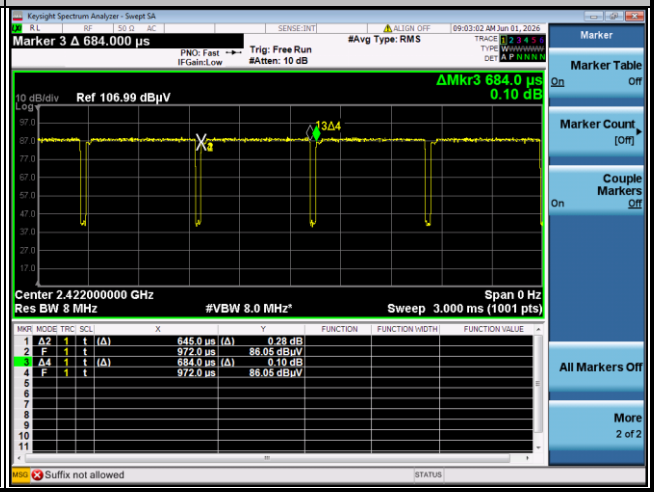
802.11n HT40