APPENDIX 2 : SAR Measurement data

1. Evaluation procedure

The evaluation was performed with the following procedure:

Step 1: Measurement of the E-field at a fixed location above the ear point or central position of flat phantom was used as a reference value for assessing the power drop.

Step 2: The SAR distribution at the exposed side of head or body position was measured at a distance of each device from the inner surface of the shell. The area covered the entire dimension of the antenna of EUT and the horizontal grid spacing was 20 mm x 20 mm . Based on these data, the area of the maximum absorption was determined by spline interpolation.

Step 3: Around this point found in the Step 2 (area scan) , a volume of 30mm x 30mm x 30mm was assessed by measuring 7 x 7 x 7 points. And for any secondary peaks found in the Step2 which are within 2dB of maximum peak and not with this Step3 (Zoom scan) is repeated. On the basis of this data set, the spatial peak SAR value was evaluated under the following procedure:

(1). The data at the surface were extrapolated, since the center of the dipoles is 1mm away from the tip of the probe and the distance between the surface and the lowest measuring point is 1.3 mm. The extrapolation was based on a least square algorithm [4]. A polynomial of the fourth order was calculated through the points in z-axes.
This polynomial was then used to evaluate the points between the surface and the probe tip.

(2). The maximum interpolated value was searched with a straightforward algorithm. Around this maximum the SAR values averaged over the spatial volumes (1 g or 10 g) were computed by the 3D-Spline interpolation algorithm. The 3D-Spline is composed of three one-dimensional splines with the “Not a knot"-condition (in x, y and z-directions) [4], [5]. The volume was integrated with the trapezoidal-algorithm. One thousand points (10 x 10 x 10) were interpolated to calculate the average.

(3). All neighboring volumes were evaluated until no neighboring volume with a higher average value was found.

Step 4: Re-measurement of the E-field at the same location as in Step 1.

2. Measurement data (GSM 1900)

PV200E / Left Head / Cheek / 1880.0MHz / GSM

Crest factor: 8.3
Medium parameters used: f = 1880 MHz; σ = 1.44 mho/m; ε_r = 38; ρ = 1000 kg/m^3
Phantom section: Left Section
Measurement Standard: DASY4 (High Precision Assessment)

DASY4 Configuration:
Probe: EX3DV3 - SN3507; ConvF(9.28, 9.28, 9.28); Calibrated: 2006/05/26
Sensor-Surface: 2mm (Mechanical Surface Detection)
Electronics: DAE3 Sn509; Calibrated: 2006/06/15
Phantom: SAM 1196
Measurement SW: DASY4, V4.6 Build 23; Postprocessing SW: SEMCAD, V1.8 Build 160

Area Scan (71x111x1): Measurement grid: dx=20mm, dy=20mm
Maximum value of SAR (interpolated) = 0.347 mW/g

Zoom Scan (7x7x7)/Cube 0: Measurement grid: dx=5mm, dy=5mm, dz=5mm
Reference Value = 12.3 V/m; Power Drift = 0.103 dB
Peak SAR (extrapolated) = 0.445 W/kg
SAR(1 g) = 0.278 mW/g; SAR(10 g) = 0.163 mW/g
Maximum value of SAR (measured) = 0.362 mW/g

Test Date = 07/24/06
Ambient Temperature = 24.5 degree C.
Liquid Temperature = Before 22.9 degree C. , After 22.9 degree C.

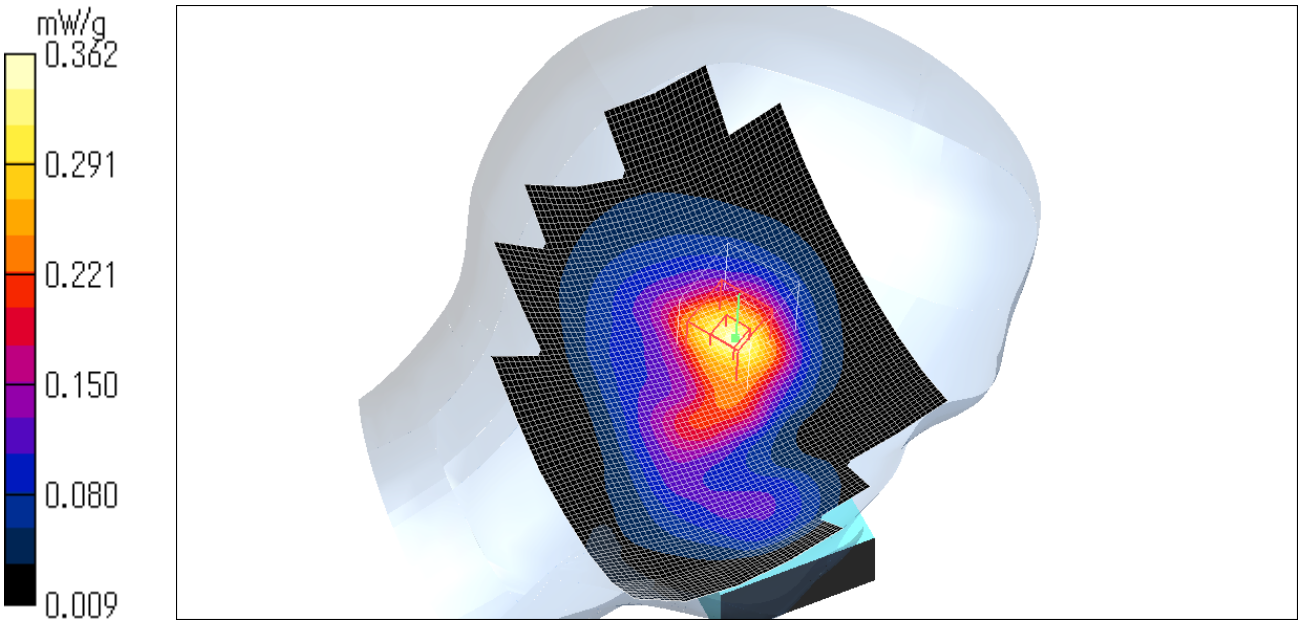

PV200E / Left Head / Tilt / 1880.0MHz / GSM

Crest factor: 8.3
Medium parameters used: f = 1880 MHz; σ = 1.44 mho/m; ε_r = 38; ρ = 1000 kg/m^3
Phantom section: Left Section
Measurement Standard: DASY4 (High Precision Assessment)

DASY4 Configuration:
Probe: EX3DV3 - SN3507; ConvF(9.28, 9.28, 9.28); Calibrated: 2006/05/26
Sensor-Surface: 2mm (Mechanical Surface Detection)
Electronics: DAE3 Sn509; Calibrated: 2006/06/15
Phantom: SAM 1196
Measurement SW: DASY4, V4.6 Build 23; Postprocessing SW: SEMCAD, V1.8 Build 160

Area Scan (71x111x1): Measurement grid: dx=20mm, dy=20mm
Maximum value of SAR (interpolated) = 0.444 mW/g

Zoom Scan (7x7x7)/Cube 0: Measurement grid: dx=5mm, dy=5mm, dz=5mm
Reference Value = 12.2 V/m; Power Drift = -0.052 dB
Peak SAR (extrapolated) = 0.572 W/kg
SAR(1 g) = 0.336 mW/g; SAR(10 g) = 0.191 mW/g
Maximum value of SAR (measured) = 0.457 mW/g

Test Date = 07/24/06
Ambient Temperature = 24.5 degree C.
Liquid Temperature = Before 22.9 degree C. , After 22.9 degree C.

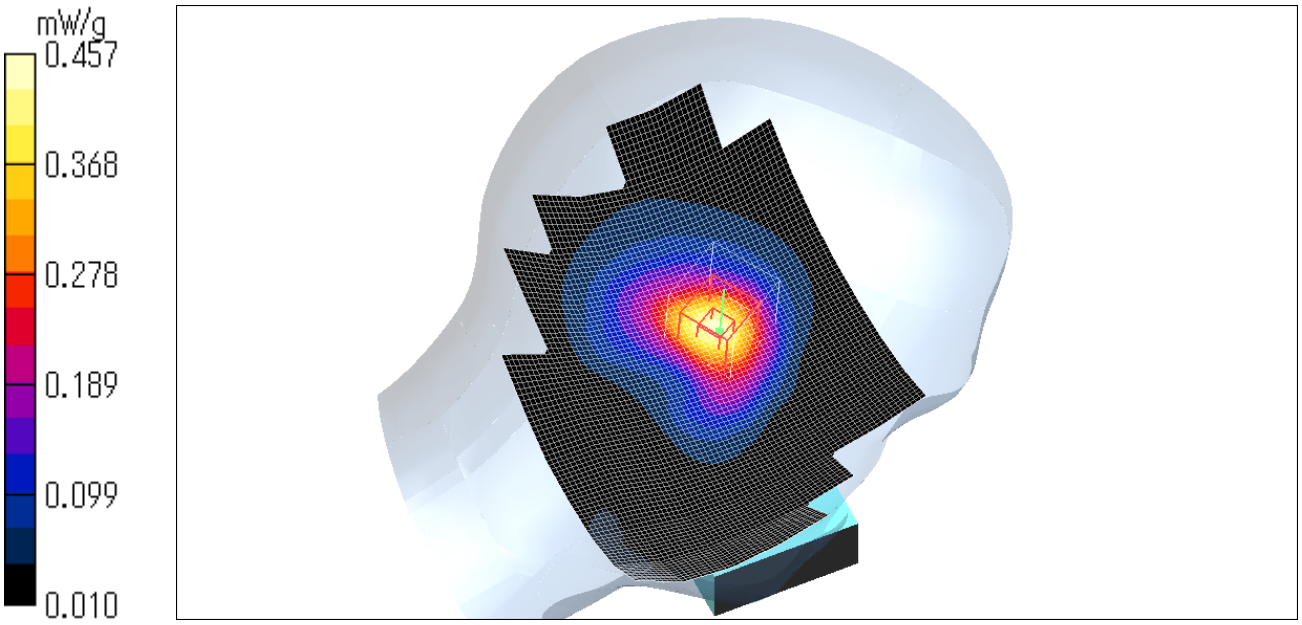

PV200E / Right Head / Cheek / 1880.0MHz / GSM

Crest factor: 8.3
Medium parameters used: f = 1880 MHz; σ = 1.44 mho/m; ε_r = 38; ρ = 1000 kg/m^3
Phantom section: Right Section
Measurement Standard: DASY4 (High Precision Assessment)

DASY4 Configuration:
Probe: EX3DV3 - SN3507; ConvF(9.28, 9.28, 9.28); Calibrated: 2006/05/26
Sensor-Surface: 2mm (Mechanical Surface Detection)
Electronics: DAE3 Sn509; Calibrated: 2006/06/15
Phantom: SAM 1196
Measurement SW: DASY4, V4.6 Build 23; Postprocessing SW: SEMCAD, V1.8 Build 160

Area Scan (71x111x1): Measurement grid: dx=20mm, dy=20mm
Maximum value of SAR (interpolated) = 0.321 mW/g

Zoom Scan (7x7x7)/Cube 0: Measurement grid: dx=5mm, dy=5mm, dz=5mm
Reference Value = 12.5 V/m; Power Drift = -0.226 dB
Peak SAR (extrapolated) = 0.367 W/kg
SAR(1 g) = 0.246 mW/g; SAR(10 g) = 0.150 mW/g
Maximum value of SAR (measured) = 0.315 mW/g

Zoom Scan (7x7x7)/Cube 1: Measurement grid: dx=5mm, dy=5mm, dz=5mm
Reference Value = 12.5 V/m; Power Drift = -0.226 dB
Peak SAR (extrapolated) = 0.277 W/kg
SAR(1 g) = 0.173 mW/g; SAR(10 g) = 0.105 mW/g
Maximum value of SAR (measured) = 0.228 mW/g

Test Date = 07/24/06
Ambient Temperature = 24.5 degree C.
Liquid Temperature = Before 22.9 degree C. , After 22.9 degree C.



PV200E / Right Head / Tilt / 1880.0MHz / GSM

Crest factor: 8.3
Medium parameters used: f = 1880 MHz; σ = 1.44 mho/m; ε_r = 38; ρ = 1000 kg/m^3
Phantom section: Right Section
Measurement Standard: DASY4 (High Precision Assessment)

DASY4 Configuration:
Probe: EX3DV3 - SN3507; ConvF(9.28, 9.28, 9.28); Calibrated: 2006/05/26
Sensor-Surface: 2mm (Mechanical Surface Detection)
Electronics: DAE3 Sn509; Calibrated: 2006/06/15
Phantom: SAM 1196
Measurement SW: DASY4, V4.6 Build 23; Postprocessing SW: SEMCAD, V1.8 Build 160

Area Scan (71x111x1): Measurement grid: dx=20mm, dy=20mm
Maximum value of SAR (interpolated) = 0.358 mW/g

Zoom Scan (7x7x7)/Cube 0: Measurement grid: dx=5mm, dy=5mm, dz=5mm
Reference Value = 13.4 V/m; Power Drift = -0.019 dB
Peak SAR (extrapolated) = 0.450 W/kg
SAR(1 g) = 0.262 mW/g; SAR(10 g) = 0.156 mW/g
Maximum value of SAR (measured) = 0.357 mW/g

Test Date = 07/24/06
Ambient Temperature = 24.5 degree C.
Liquid Temperature = Before 22.9 degree C. , After 22.9 degree C.

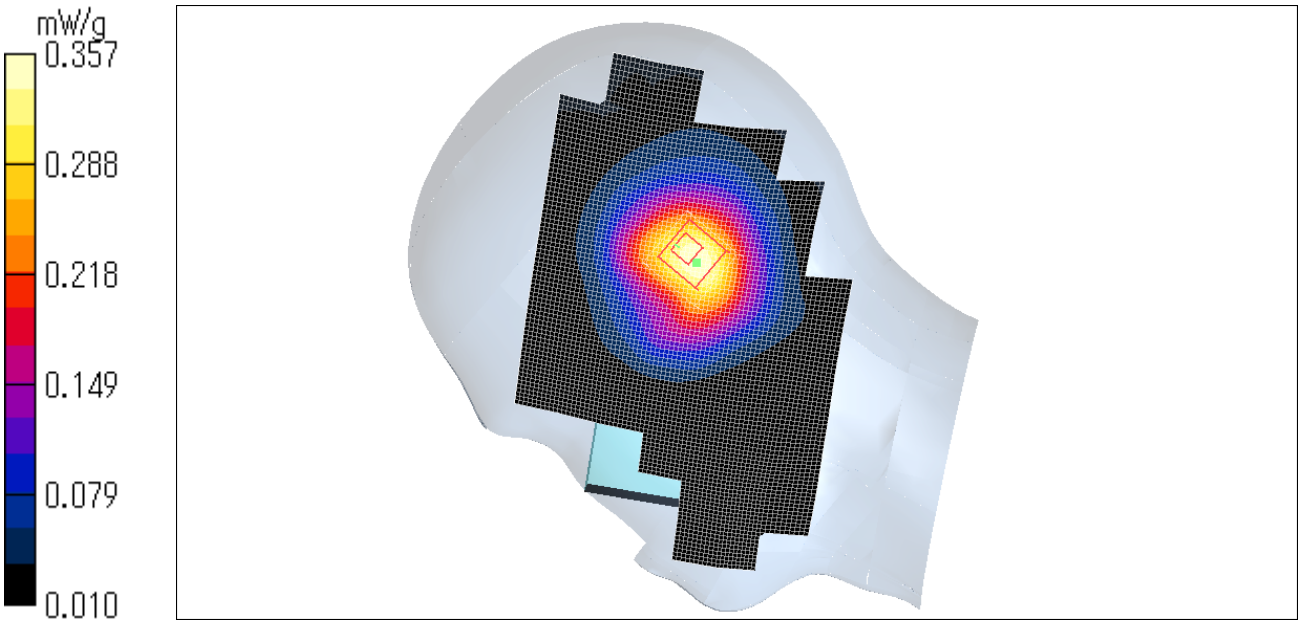

PV200E / Left Head / Tilt / 1850.2MHz / GSM

Crest factor: 8.3
Medium parameters used: f = 1880 MHz; σ = 1.44 mho/m; ε_r = 38; ρ = 1000 kg/m^3
Phantom section: Left Section
Measurement Standard: DASY4 (High Precision Assessment)

DASY4 Configuration:
Probe: EX3DV3 - SN3507; ConvF(9.28, 9.28, 9.28); Calibrated: 2006/05/26
Sensor-Surface: 2mm (Mechanical Surface Detection)
Electronics: DAE3 Sn509; Calibrated: 2006/06/15
Phantom: SAM 1196
Measurement SW: DASY4, V4.6 Build 23; Postprocessing SW: SEMCAD, V1.8 Build 160

Area Scan (71x111x1): Measurement grid: dx=20mm, dy=20mm
Maximum value of SAR (interpolated) = 0.488 mW/g

Zoom Scan (7x7x7)/Cube 0: Measurement grid: dx=5mm, dy=5mm, dz=5mm
Reference Value = 14.3 V/m; Power Drift = -0.175 dB
Peak SAR (extrapolated) = 0.595 W/kg
SAR(1 g) = 0.351 mW/g; SAR(10 g) = 0.203 mW/g
Maximum value of SAR (measured) = 0.471 mW/g

Test Date = 07/24/06
Ambient Temperature = 24.5 degree C.
Liquid Temperature = Before 22.9 degree C. , After 22.9 degree C.



PV200E / Left Head / Tilt / 1909.8MHz / GSM

Crest factor: 8.3
Medium parameters used: f = 1880 MHz; σ = 1.44 mho/m; ε_r = 38; ρ = 1000 kg/m^3
Phantom section: Left Section
Measurement Standard: DASY4 (High Precision Assessment)
DASY4 Configuration:
Probe: EX3DV3 - SN3507; ConvF(9.28, 9.28, 9.28); Calibrated: 2006/05/26
Sensor-Surface: 2mm (Mechanical Surface Detection)
Electronics: DAE3 Sn509; Calibrated: 2006/06/15
Phantom: SAM 1196
Measurement SW: DASY4, V4.6 Build 23; Postprocessing SW: SEMCAD, V1.8 Build 160

Area Scan (71x111x1): Measurement grid: dx=20mm, dy=20mm
Maximum value of SAR (interpolated) = 0.306 mW/g

Zoom Scan (7x7x7)/Cube 0: Measurement grid: dx=5mm, dy=5mm, dz=5mm
Reference Value = 10.5 V/m; Power Drift = 0.065 dB
Peak SAR (extrapolated) = 0.400 W/kg
SAR(1 g) = 0.233 mW/g; SAR(10 g) = 0.135 mW/g
Maximum value of SAR (measured) = 0.319 mW/g

Test Date = 07/24/06
Ambient Temperature = 24.5 degree C.
Liquid Temperature = Before 22.9 degree C. , After 22.9 degree C.

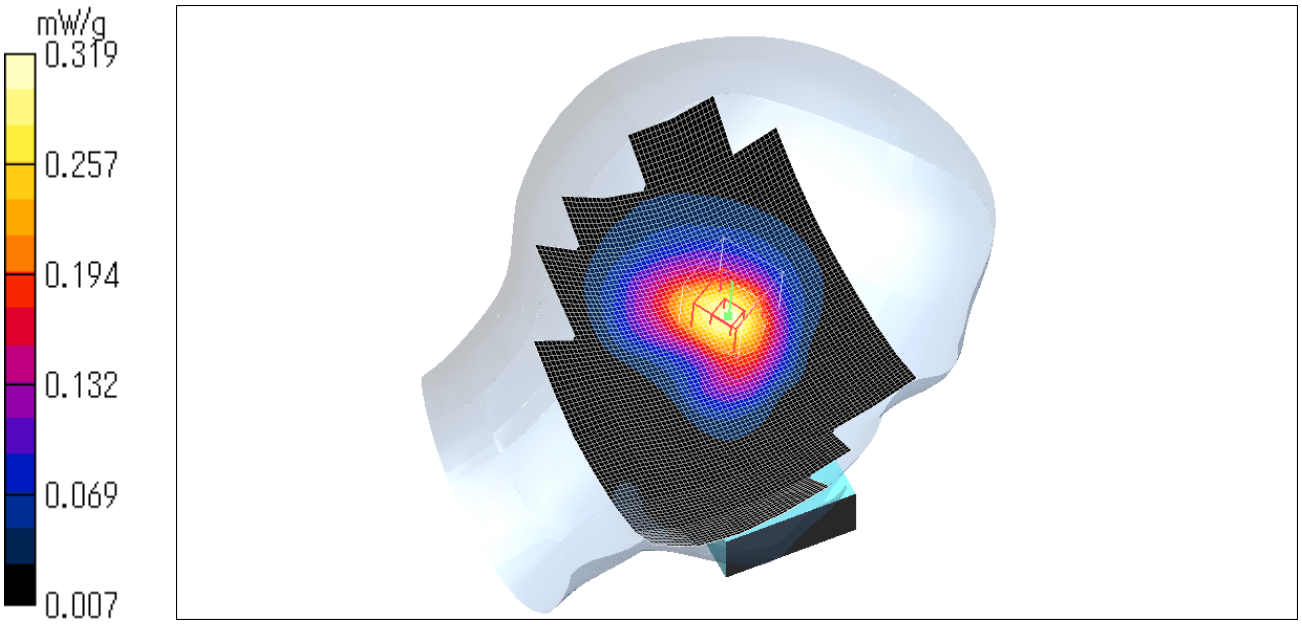

PV200E / Body / Back / 1850.2MHz / GSM

Crest factor: 8.3
Medium parameters used: f = 1880 MHz; σ = 1.57 mho/m; ε_r = 50.7; ρ = 1000 kg/m^3
Phantom section: Flat Section
Measurement Standard: DASY4 (High Precision Assessment)

DASY4 Configuration:
Probe: EX3DV3 - SN3507; ConvF(8.83, 8.83, 8.83); Calibrated: 2006/05/26
Sensor-Surface: 2mm (Mechanical Surface Detection)
Electronics: DAE3 Sn509; Calibrated: 2006/06/15
Phantom: SAM 1196
Measurement SW: DASY4, V4.6 Build 23; Postprocessing SW: SEMCAD, V1.8 Build 160

Area Scan (61x81x1): Measurement grid: dx=20mm, dy=20mm
Maximum value of SAR (interpolated) = 0.426 mW/g

Zoom Scan (7x7x7)/Cube 1: Measurement grid: dx=5mm, dy=5mm, dz=5mm
Reference Value = 12.4 V/m; Power Drift = -0.144 dB
Peak SAR (extrapolated) = 0.520 W/kg
SAR(1 g) = 0.233 mW/g; SAR(10 g) = 0.143 mW/g
Maximum value of SAR (measured) = 0.350 mW/g

Zoom Scan (7x7x7)/Cube 0: Measurement grid: dx=5mm, dy=5mm, dz=5mm
Reference Value = 12.4 V/m; Power Drift = -0.144 dB
Peak SAR (extrapolated) = 0.444 W/kg
SAR(1 g) = 0.294 mW/g; SAR(10 g) = 0.183 mW/g
Maximum value of SAR (measured) = 0.375 mW/g

Test Date = 07/26/06
Ambient Temperature = 24.5 degree C.
Liquid Temperature = Before 23.5 degree C. , After 23.5 degree C.

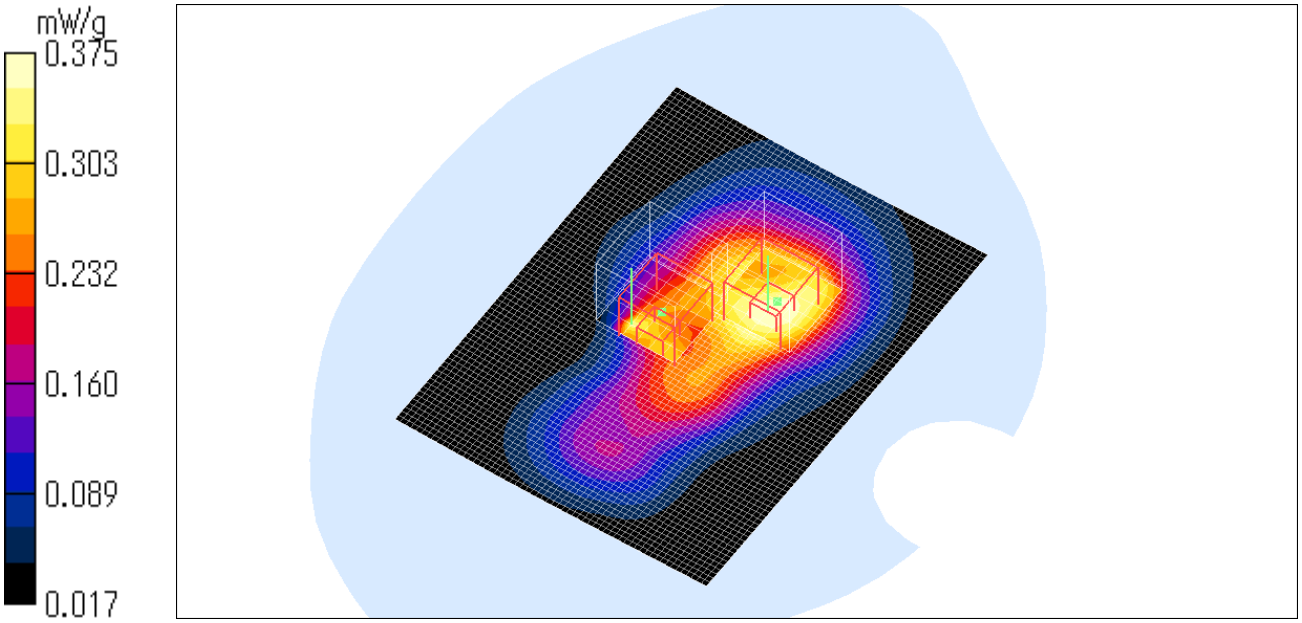

PV200E / Body / Back / 1880.0MHz / GSM

Crest factor: 8.3
Medium parameters used: f = 1880 MHz; σ = 1.57 mho/m; ε_r = 50.7; ρ = 1000 kg/m^3
Phantom section: Flat Section
Measurement Standard: DASY4 (High Precision Assessment)
DASY4 Configuration:
Probe: EX3DV3 - SN3507; ConvF(8.83, 8.83, 8.83); Calibrated: 2006/05/26
Sensor-Surface: 2mm (Mechanical Surface Detection)
Electronics: DAE3 Sn509; Calibrated: 2006/06/15
Phantom: SAM 1196
Measurement SW: DASY4, V4.6 Build 23; Postprocessing SW: SEMCAD, V1.8 Build 160

Area Scan (61x81x1): Measurement grid: dx=20mm, dy=20mm
Maximum value of SAR (interpolated) = 0.395 mW/g

Zoom Scan (7x7x7)/Cube 0: Measurement grid: dx=5mm, dy=5mm, dz=5mm
Reference Value = 13.6 V/m; Power Drift = -0.064 dB
Peak SAR (extrapolated) = 0.466 W/kg
SAR(1 g) = 0.306 mW/g; SAR(10 g) = 0.189 mW/g
Maximum value of SAR (measured) = 0.392 mW/g

Test Date = 07/26/06
Ambient Temperature = 24.5 degree C.
Liquid Temperature = Before 23.5 degree C. , After 23.5 degree C.

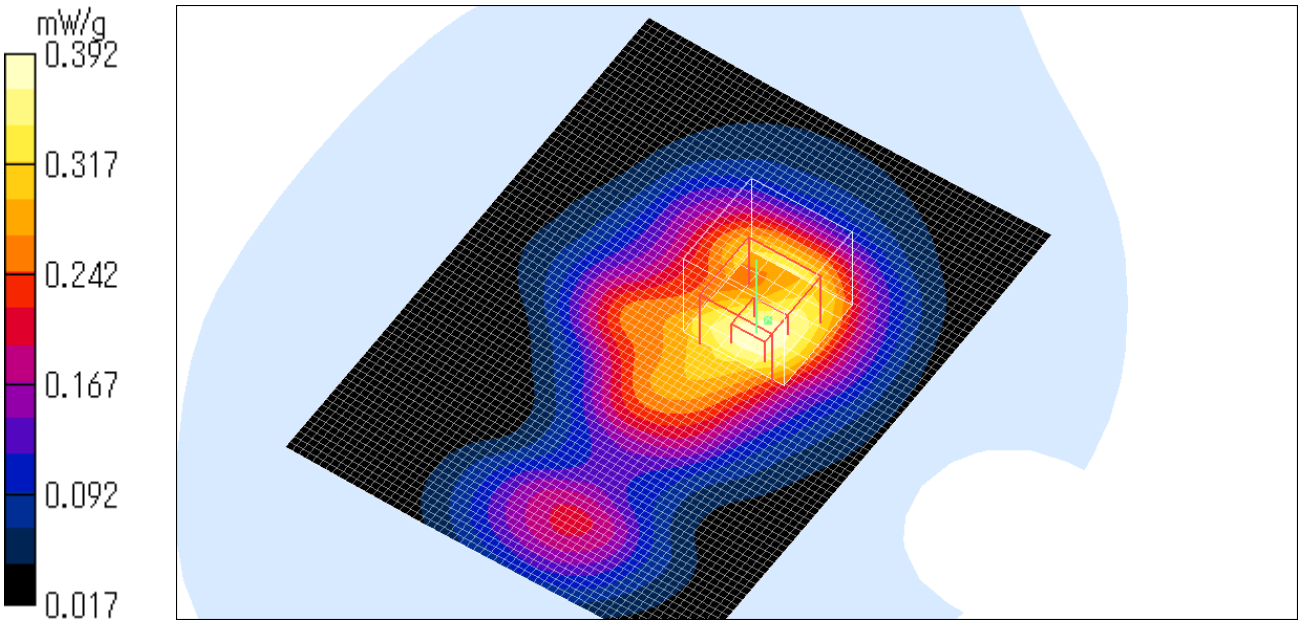

PV200E / Body / Back / 1909.8MHz / GSM

Crest factor: 8.3
Medium parameters used: f = 1880 MHz; σ = 1.57 mho/m; ε_r = 50.7; ρ = 1000 kg/m^3
Phantom section: Flat Section
Measurement Standard: DASY4 (High Precision Assessment)

DASY4 Configuration:
Probe: EX3DV3 - SN3507; ConvF(8.83, 8.83, 8.83); Calibrated: 2006/05/26
Sensor-Surface: 2mm (Mechanical Surface Detection)
Electronics: DAE3 Sn509; Calibrated: 2006/06/15
Phantom: SAM 1196
Measurement SW: DASY4, V4.6 Build 23; Postprocessing SW: SEMCAD, V1.8 Build 160

Area Scan (61x81x1): Measurement grid: dx=20mm, dy=20mm
Maximum value of SAR (interpolated) = 0.377 mW/g

Zoom Scan (7x7x7)/Cube 0: Measurement grid: dx=5mm, dy=5mm, dz=5mm
Reference Value = 10.5 V/m; Power Drift = -0.030 dB
Peak SAR (extrapolated) = 0.379 W/kg
SAR(1 g) = 0.245 mW/g; SAR(10 g) = 0.148 mW/g
Maximum value of SAR (measured) = 0.315 mW/g

Test Date = 07/26/06
Ambient Temperature = 24.5 degree C.
Liquid Temperature = Before 23.5 degree C. , After 23.5 degree C.

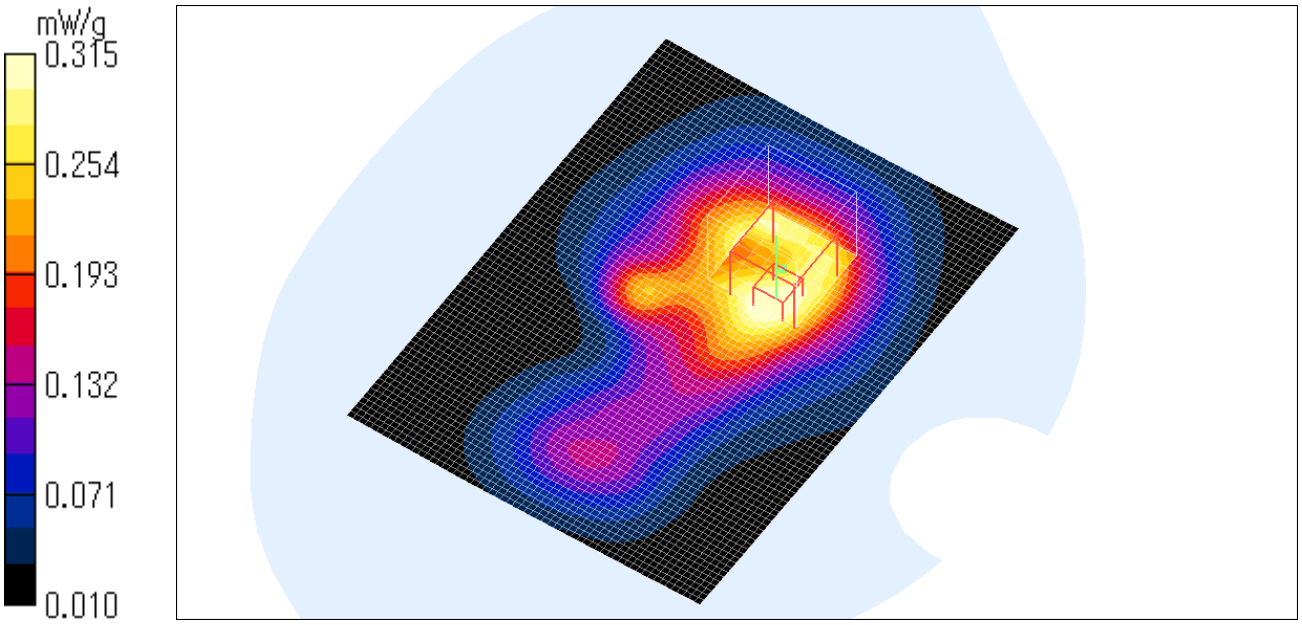

PV200E / Body / Back / 1850.2MHz / GPRS

Crest factor: 4.2
Medium parameters used: f = 1880 MHz; σ = 1.57 mho/m; ε_r = 50.7; ρ = 1000 kg/m^3
Phantom section: Flat Section
Measurement Standard: DASY4 (High Precision Assessment)

DASY4 Configuration:
Probe: EX3DV3 - SN3507; ConvF(8.83, 8.83, 8.83); Calibrated: 2006/05/26
Sensor-Surface: 2mm (Mechanical Surface Detection)
Electronics: DAE3 Sn509; Calibrated: 2006/06/15
Phantom: SAM 1196
Measurement SW: DASY4, V4.6 Build 23; Postprocessing SW: SEMCAD, V1.8 Build 160

Area Scan (61x81x1): Measurement grid: dx=20mm, dy=20mm
Maximum value of SAR (interpolated) = 0.795 mW/g

Zoom Scan (7x7x7)/Cube 0: Measurement grid: dx=5mm, dy=5mm, dz=5mm
Reference Value = 17.5 V/m; Power Drift = 0.032 dB
Peak SAR (extrapolated) = 0.850 W/kg
SAR(1 g) = 0.552 mW/g; SAR(10 g) = 0.343 mW/g
Maximum value of SAR (measured) = 0.716 mW/g

Zoom Scan (7x7x7)/Cube 1: Measurement grid: dx=5mm, dy=5mm, dz=5mm
Reference Value = 17.5 V/m; Power Drift = 0.032 dB
Peak SAR (extrapolated) = 1.000 W/kg
SAR(1 g) = 0.442 mW/g; SAR(10 g) = 0.282 mW/g
Maximum value of SAR (measured) = 0.660 mW/g

Test Date = 07/26/06
Ambient Temperature = 24.5 degree C.
Liquid Temperature = Before 23.5 degree C. , After 23.5 degree C.

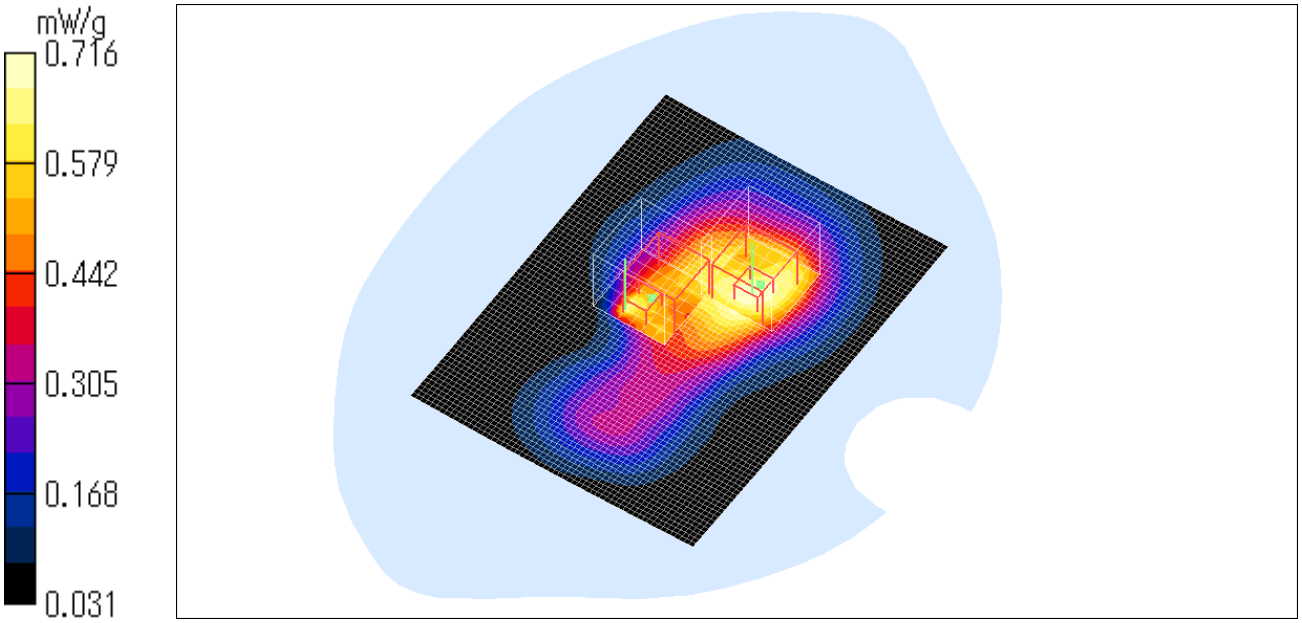

Z-axis scan at max SAR location

PV200E / Body / Back / 1850.2MHz / GPRS

Crest factor: 4.2
Medium parameters used: f = 1880 MHz; σ = 1.57 mho/m; ε_r = 50.7; ρ = 1000 kg/m^3
Phantom section: Flat Section
Measurement Standard: DASY4 (High Precision Assessment)

DASY4 Configuration:
Probe: EX3DV3 - SN3507; ConvF(8.83, 8.83, 8.83); Calibrated: 2006/05/26
Sensor-Surface: 2mm (Mechanical Surface Detection)
Electronics: DAE3 Sn509; Calibrated: 2006/06/15
Phantom: SAM 1196
Measurement SW: DASY4, V4.6 Build 23; Postprocessing SW: SEMCAD, V1.8 Build 160

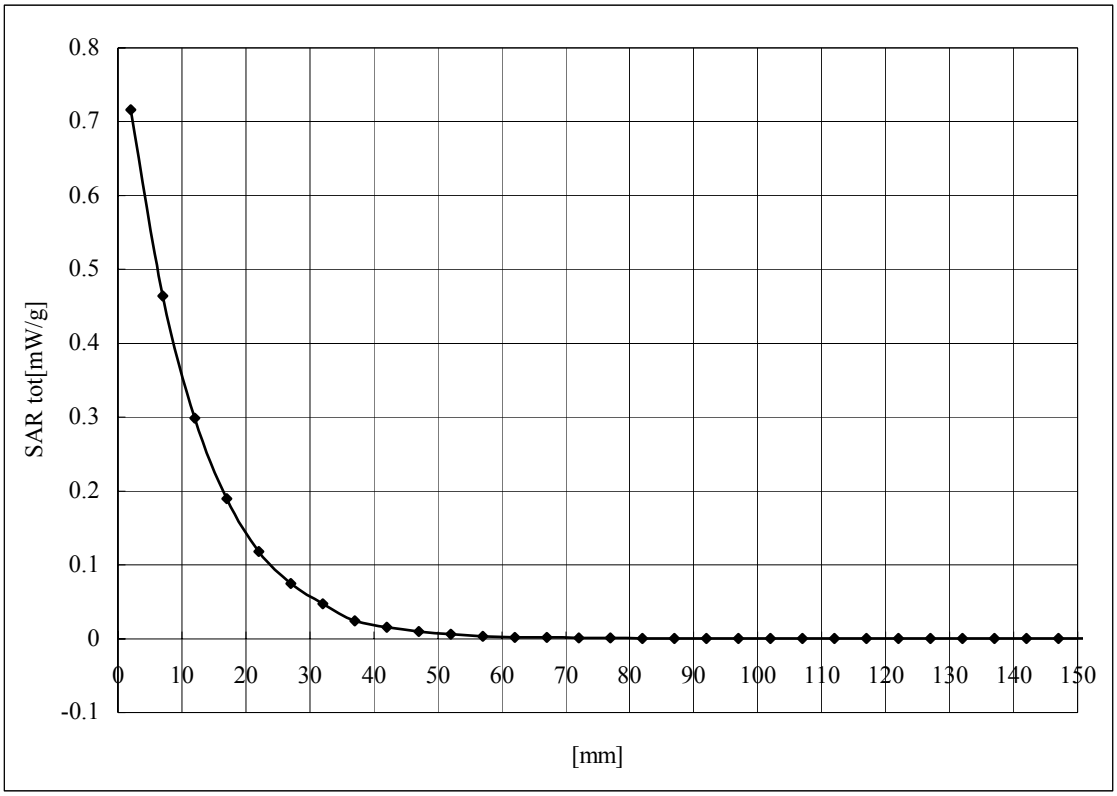

PV200E / Body / Back / 1880.0MHz / GPRS

Crest factor: 4.2
Medium parameters used: f = 1880 MHz; σ = 1.57 mho/m; ε_r = 50.7; ρ = 1000 kg/m^3
Phantom section: Flat Section
Measurement Standard: DASY4 (High Precision Assessment)
DASY4 Configuration:
Probe: EX3DV3 - SN3507; ConvF(8.83, 8.83, 8.83); Calibrated: 2006/05/26
Sensor-Surface: 2mm (Mechanical Surface Detection)
Electronics: DAE3 Sn509; Calibrated: 2006/06/15
Phantom: SAM 1196
Measurement SW: DASY4, V4.6 Build 23; Postprocessing SW: SEMCAD, V1.8 Build 160

Unnamed procedure/Area Scan (61x81x1): Measurement grid: dx=20mm, dy=20mm
Maximum value of SAR (interpolated) = 0.692 mW/g

Zoom Scan (7x7x7)/Cube 0: Measurement grid: dx=5mm, dy=5mm, dz=5mm
Reference Value = 15.9 V/m; Power Drift = -0.177 dB
Peak SAR (extrapolated) = 0.713 W/kg
SAR(1 g) = 0.464 mW/g; SAR(10 g) = 0.285 mW/g
Maximum value of SAR (measured) = 0.594 mW/g

Zoom Scan (7x7x7)/Cube 1: Measurement grid: dx=5mm, dy=5mm, dz=5mm
Reference Value = 15.9 V/m; Power Drift = -0.177 dB
Peak SAR (extrapolated) = 0.685 W/kg
SAR(1 g) = 0.366 mW/g; SAR(10 g) = 0.226 mW/g
Maximum value of SAR (measured) = 0.494 mW/g

Test Date = 07/26/06
Ambient Temperature = 24.5 degree C.
Liquid Temperature = Before 23.5 degree C. , After 23.5 degree C.

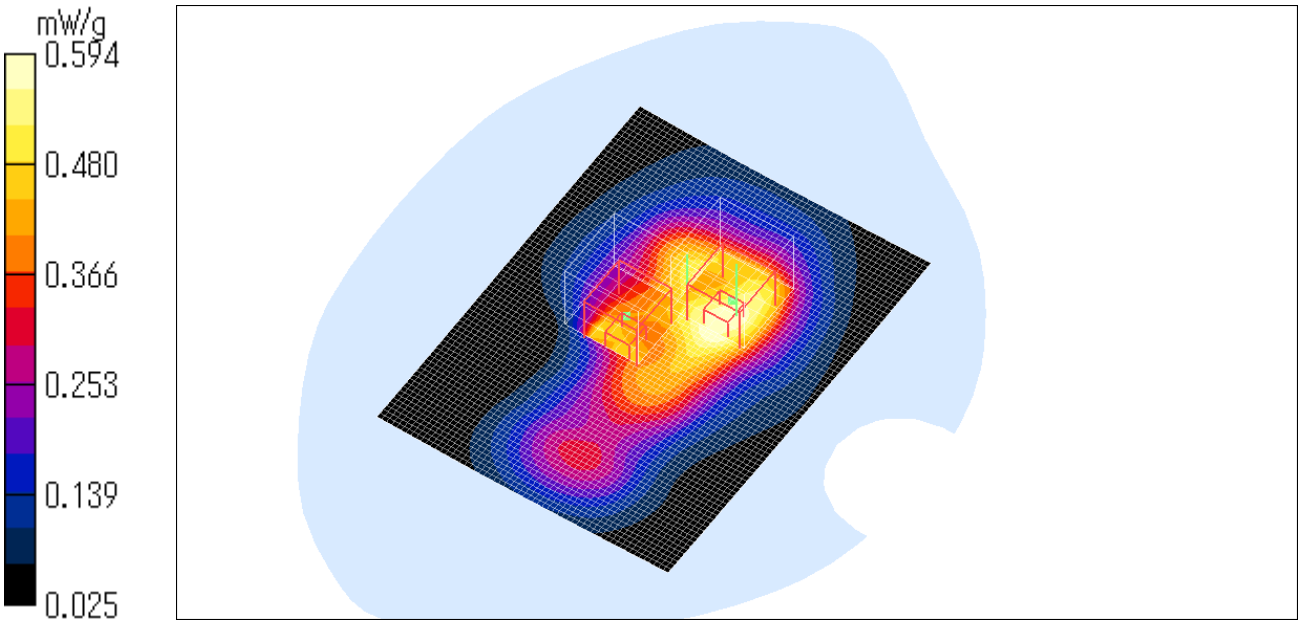

PV200E / Body / Back / 1909.8MHz / GPRS

Crest factor: 4.2
Medium parameters used: f = 1880 MHz; σ = 1.57 mho/m; ε_r = 50.7; ρ = 1000 kg/m^3
Phantom section: Flat Section
Measurement Standard: DASY4 (High Precision Assessment)

DASY4 Configuration:
Probe: EX3DV3 - SN3507; ConvF(8.83, 8.83, 8.83); Calibrated: 2006/05/26
Sensor-Surface: 2mm (Mechanical Surface Detection)
Electronics: DAE3 Sn509; Calibrated: 2006/06/15
Phantom: SAM 1196
Measurement SW: DASY4, V4.6 Build 23; Postprocessing SW: SEMCAD, V1.8 Build 160

Area Scan (61x81x1): Measurement grid: dx=20mm, dy=20mm
Maximum value of SAR (interpolated) = 0.623 mW/g

Zoom Scan (7x7x7)/Cube 0: Measurement grid: dx=5mm, dy=5mm, dz=5mm
Reference Value = 14.0 V/m; Power Drift = 0.057 dB
Peak SAR (extrapolated) = 0.657 W/kg
SAR(1 g) = 0.424 mW/g; SAR(10 g) = 0.254 mW/g
Maximum value of SAR (measured) = 0.546 mW/g

Test Date = 07/26/06
Ambient Temperature = 24.5 degree C.
Liquid Temperature = Before 23.5 degree C. , After 23.5 degree C.

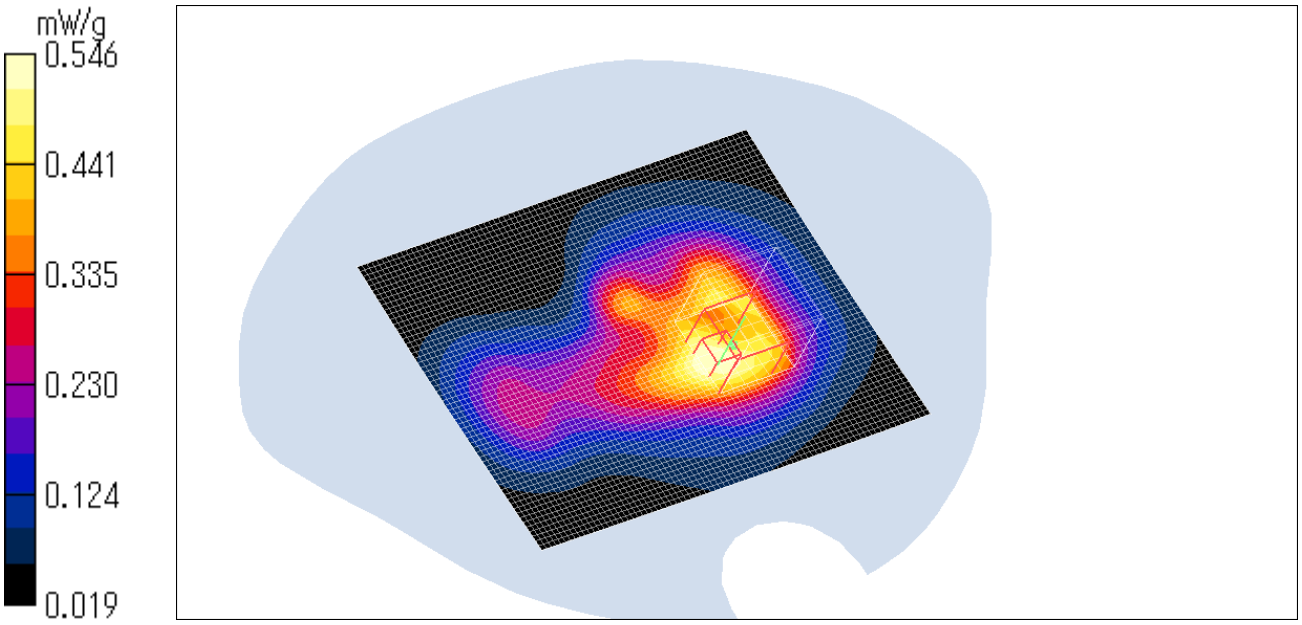

PV200E / Body / Back / 1850.2MHz / EGPRS

Crest factor: 4.2
Medium parameters used: f = 1880 MHz; σ = 1.57 mho/m; ε_r = 50.7; ρ = 1000 kg/m^3
Phantom section: Flat Section
Measurement Standard: DASY4 (High Precision Assessment)

DASY4 Configuration:
Probe: EX3DV3 - SN3507; ConvF(8.83, 8.83, 8.83); Calibrated: 2006/05/26
Sensor-Surface: 2mm (Mechanical Surface Detection)
Electronics: DAE3 Sn509; Calibrated: 2006/06/15
Phantom: SAM 1196
Measurement SW: DASY4, V4.6 Build 23; Postprocessing SW: SEMCAD, V1.8 Build 160

Area Scan (61x81x1): Measurement grid: dx=20mm, dy=20mm
Maximum value of SAR (interpolated) = 0.774 mW/g

Zoom Scan (7x7x7)/Cube 1: Measurement grid: dx=5mm, dy=5mm, dz=5mm
Reference Value = 17.2 V/m; Power Drift = 0.037 dB
Peak SAR (extrapolated) = 0.989 W/kg
SAR(1 g) = 0.435 mW/g; SAR(10 g) = 0.277 mW/g
Maximum value of SAR (measured) = 0.657 mW/g

Zoom Scan (7x7x7)/Cube 0: Measurement grid: dx=5mm, dy=5mm, dz=5mm
Reference Value = 17.2 V/m; Power Drift = 0.037 dB
Peak SAR (extrapolated) = 0.828 W/kg
SAR(1 g) = 0.543 mW/g; SAR(10 g) = 0.338 mW/g
Maximum value of SAR (measured) = 0.698 mW/g

Test Date = 07/26/06
Ambient Temperature = 24.5 degree C.
Liquid Temperature = Before 23.5 degree C. , After 23.5 degree C.

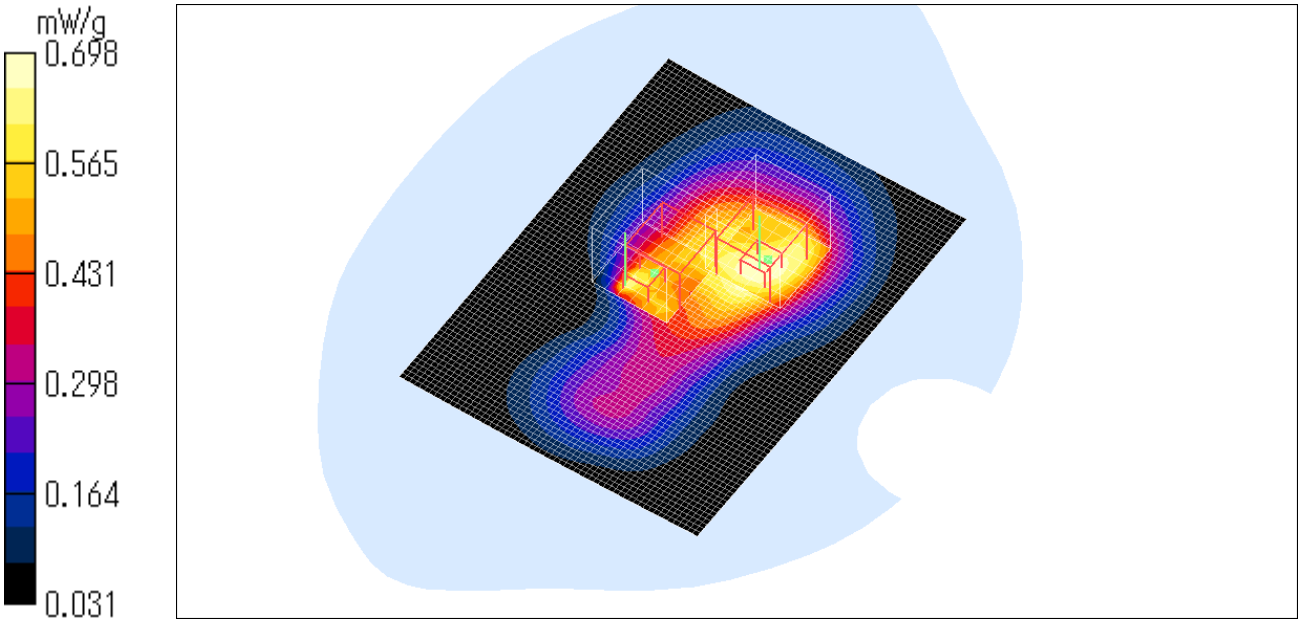

PV200E / Body / Back / 1880.0MHz / EGPRS

Crest factor: 4.2
Medium parameters used: f = 1880 MHz; σ = 1.57 mho/m; ε_r = 50.7; ρ = 1000 kg/m^3
Phantom section: Flat Section
Measurement Standard: DASY4 (High Precision Assessment)
DASY4 Configuration:
Probe: EX3DV3 - SN3507; ConvF(8.83, 8.83, 8.83); Calibrated: 2006/05/26
Sensor-Surface: 2mm (Mechanical Surface Detection)
Electronics: DAE3 Sn509; Calibrated: 2006/06/15
Phantom: SAM 1196
Measurement SW: DASY4, V4.6 Build 23; Postprocessing SW: SEMCAD, V1.8 Build 160

Area Scan (61x81x1): Measurement grid: dx=20mm, dy=20mm
Maximum value of SAR (interpolated) = 0.763 mW/g

Zoom Scan (7x7x7)/Cube 0: Measurement grid: dx=5mm, dy=5mm, dz=5mm
Reference Value = 16.0 V/m; Power Drift = -0.071 dB
Peak SAR (extrapolated) = 0.799 W/kg
SAR(1 g) = 0.516 mW/g; SAR(10 g) = 0.318 mW/g
Maximum value of SAR (measured) = 0.663 mW/g

Zoom Scan (7x7x7)/Cube 1: Measurement grid: dx=5mm, dy=5mm, dz=5mm
Reference Value = 16.0 V/m; Power Drift = -0.071 dB
Peak SAR (extrapolated) = 0.867 W/kg
SAR(1 g) = 0.393 mW/g; SAR(10 g) = 0.244 mW/g
Maximum value of SAR (measured) = 0.579 mW/g

Test Date = 07/26/06
Ambient Temperature = 24.5 degree C.
Liquid Temperature = Before 23.5 degree C. , After 23.7 degree C.

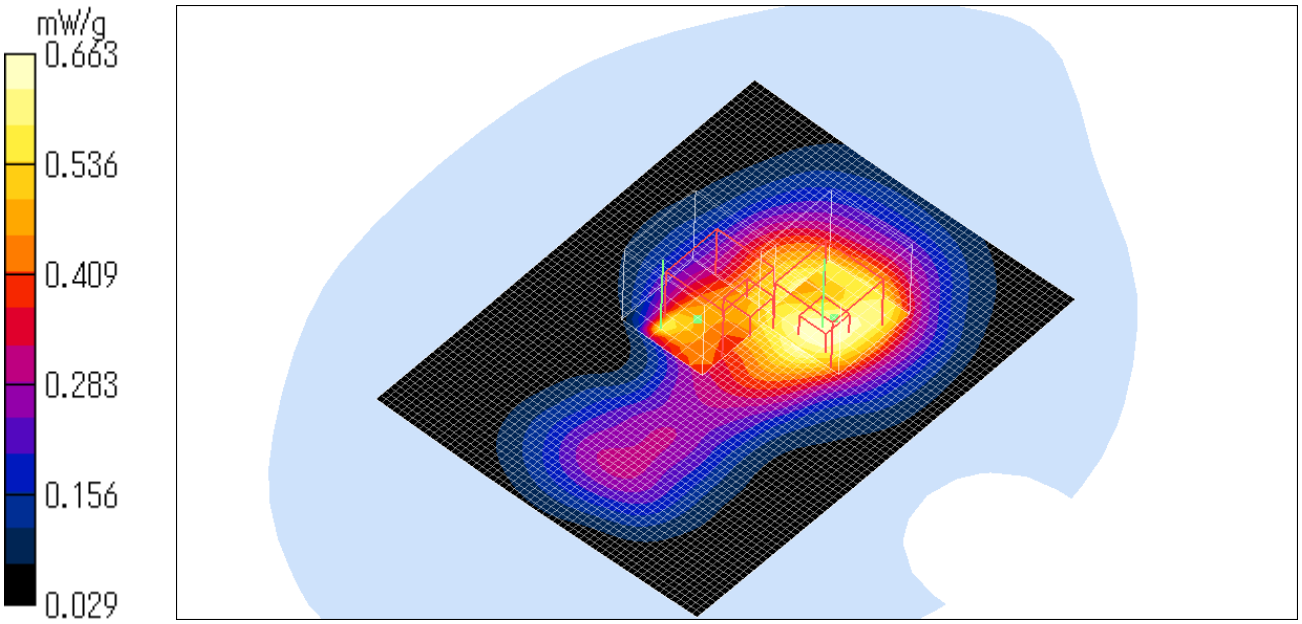

PV200E / Body / Back / 1909.8MHz / EGPRS

Crest factor: 4.2
Medium parameters used: f = 1880 MHz; σ = 1.57 mho/m; ε_r = 50.7; ρ = 1000 kg/m^3
Phantom section: Flat Section
Measurement Standard: DASY4 (High Precision Assessment)
DASY4 Configuration:
Probe: EX3DV3 - SN3507; ConvF(8.83, 8.83, 8.83); Calibrated: 2006/05/26
Sensor-Surface: 2mm (Mechanical Surface Detection)
Electronics: DAE3 Sn509; Calibrated: 2006/06/15
Phantom: SAM 1196
Measurement SW: DASY4, V4.6 Build 23; Postprocessing SW: SEMCAD, V1.8 Build 160

Unnamed procedure/Area Scan (61x81x1): Measurement grid: dx=20mm, dy=20mm
Maximum value of SAR (interpolated) = 0.731 mW/g

Zoom Scan (7x7x7)/Cube 0: Measurement grid: dx=5mm, dy=5mm, dz=5mm
Reference Value = 14.3 V/m; Power Drift = -0.089 dB
Peak SAR (extrapolated) = 0.737 W/kg
SAR(1 g) = 0.473 mW/g; SAR(10 g) = 0.287 mW/g
Maximum value of SAR (measured) = 0.613 mW/g

Zoom Scan (7x7x7)/Cube 1: Measurement grid: dx=5mm, dy=5mm, dz=5mm
Reference Value = 14.3 V/m; Power Drift = -0.089 dB
Peak SAR (extrapolated) = 0.602 W/kg
SAR(1 g) = 0.337 mW/g; SAR(10 g) = 0.204 mW/g
Maximum value of SAR (measured) = 0.475 mW/g

Test Date = 07/26/06
Ambient Temperature = 24.5 degree C.
Liquid Temperature = Before 23.7 degree C. , After 23.8 degree C.

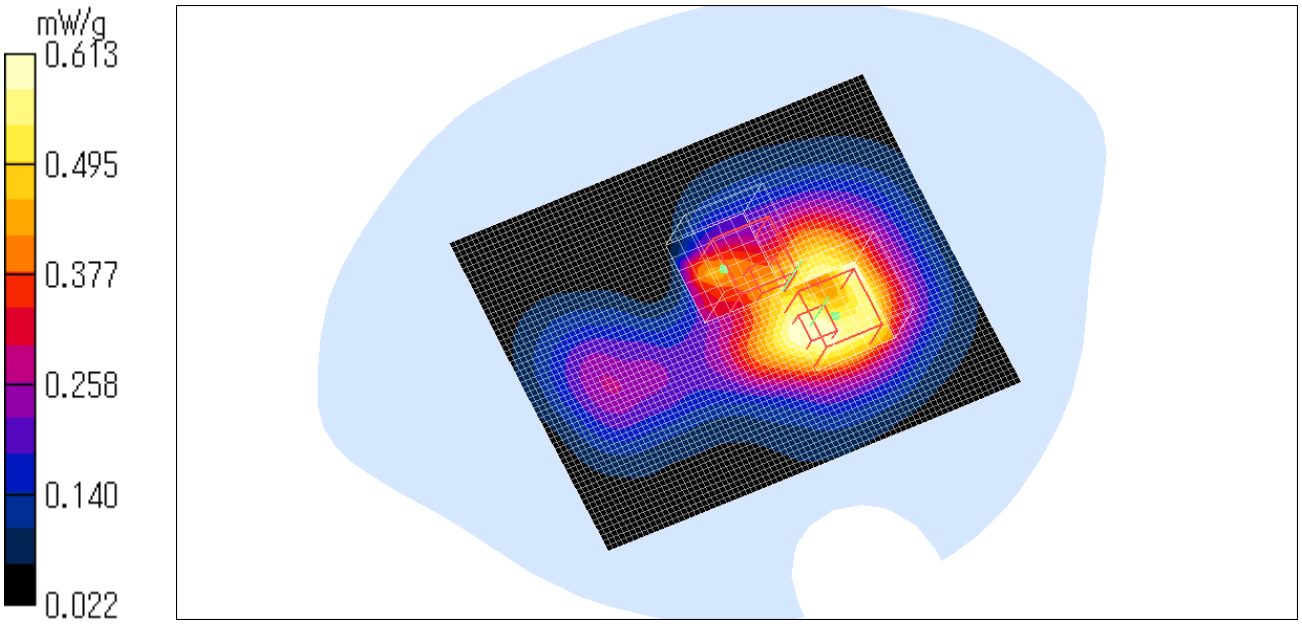

3. Measurement data (Bluetooth)

PV200E / Body / Back / 2402MHz / Bluetooth / DH5

Crest factor: 1
Medium parameters used: f = 2450 MHz; σ = 1.97 mho/m; ε_r = 50.3; ρ = 1000 kg/m^3
Phantom section: Flat Section
Measurement Standard: DASY4 (High Precision Assessment)

DASY4 Configuration:
Probe: EX3DV3 - SN3507; ConvF(8.24, 8.24, 8.24); Calibrated: 2006/05/26
Sensor-Surface: 2mm (Mechanical Surface Detection)
Electronics: DAE3 Sn509; Calibrated: 2006/06/15
Phantom: SAM 1196
Measurement SW: DASY4, V4.6 Build 23; Postprocessing SW: SEMCAD, V1.8 Build 160

Area Scan (81x91x1): Measurement grid: dx=15mm, dy=15mm
Maximum value of SAR (interpolated) = 0.001 mW/g

Zoom Scan (7x7x7)/Cube 0: Measurement grid: dx=5mm, dy=5mm, dz=5mm
Reference Value = 0.697 V/m; Power Drift = -0.181 dB
Peak SAR (extrapolated) = 0.003 W/kg

SAR(1 g) = 9.63e-005 mW/g; SAR(10 g) = 4.42e-005 mW/g
Maximum value of SAR (measured) = 0.002 mW/g

Test Date = 08/02/06
Ambient Temperature = 25.0 degree C.
Liquid Temperature = Before 24.0 degree C. , After 24.0 degree C.

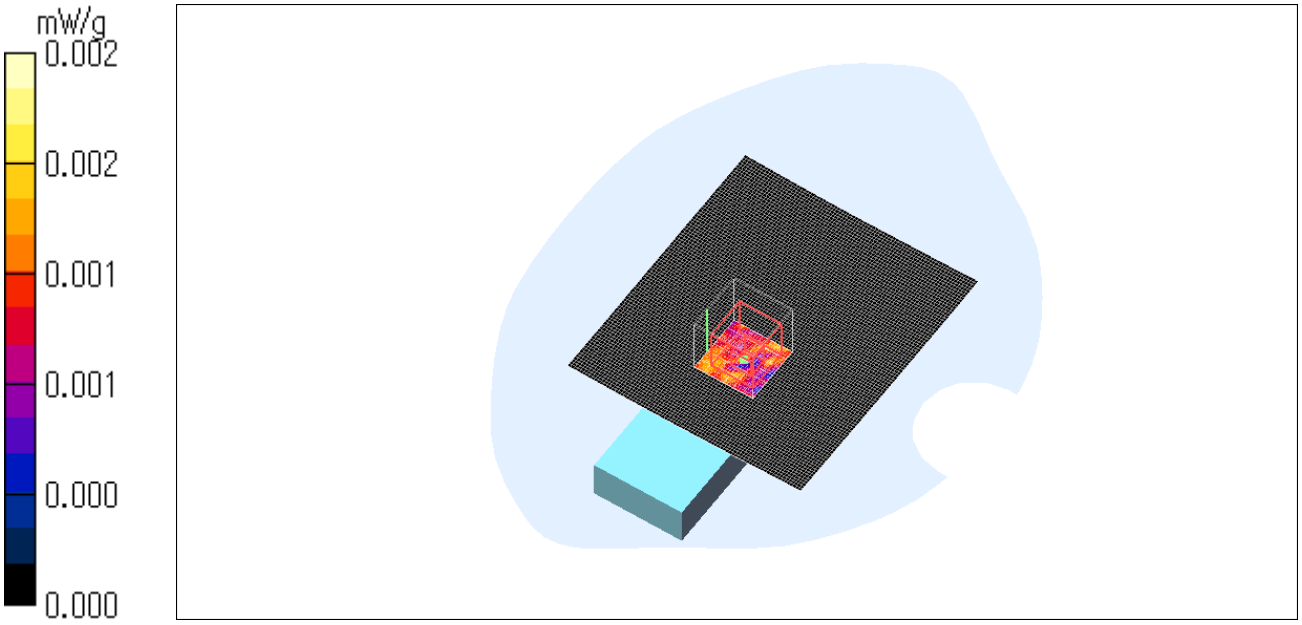

PV200E / Body / Back / 2441MHz / Bluetooth / DH5

Crest factor: 1
Medium parameters used: f = 2450 MHz; σ = 1.97 mho/m; ε_r = 50.3; ρ = 1000 kg/m^3
Phantom section: Flat Section
Measurement Standard: DASY4 (High Precision Assessment)

DASY4 Configuration:
Probe: EX3DV3 - SN3507; ConvF(8.24, 8.24, 8.24); Calibrated: 2006/05/26
Sensor-Surface: 2mm (Mechanical Surface Detection)
Electronics: DAE3 Sn509; Calibrated: 2006/06/15
Phantom: SAM 1196
Measurement SW: DASY4, V4.6 Build 23; Postprocessing SW: SEMCAD, V1.8 Build 160

Area Scan (81x91x1): Measurement grid: dx=15mm, dy=15mm
Maximum value of SAR (interpolated) = 0.001 mW/g

Zoom Scan (7x7x7)/Cube 0: Measurement grid: dx=5mm, dy=5mm, dz=5mm
Reference Value = 0.641 V/m; Power Drift = 0.182 dB
Peak SAR (extrapolated) = 0.002 W/kg

SAR(1 g) = 0.000786 mW/g; SAR(10 g) = 0.000211 mW/g
Maximum value of SAR (measured) = 0.002 mW/g
Test Date = 08/02/06

Ambient Temperature = 25.0 degree C.
Liquid Temperature = Before 24.0 degree C. , After 24.0 degree C.

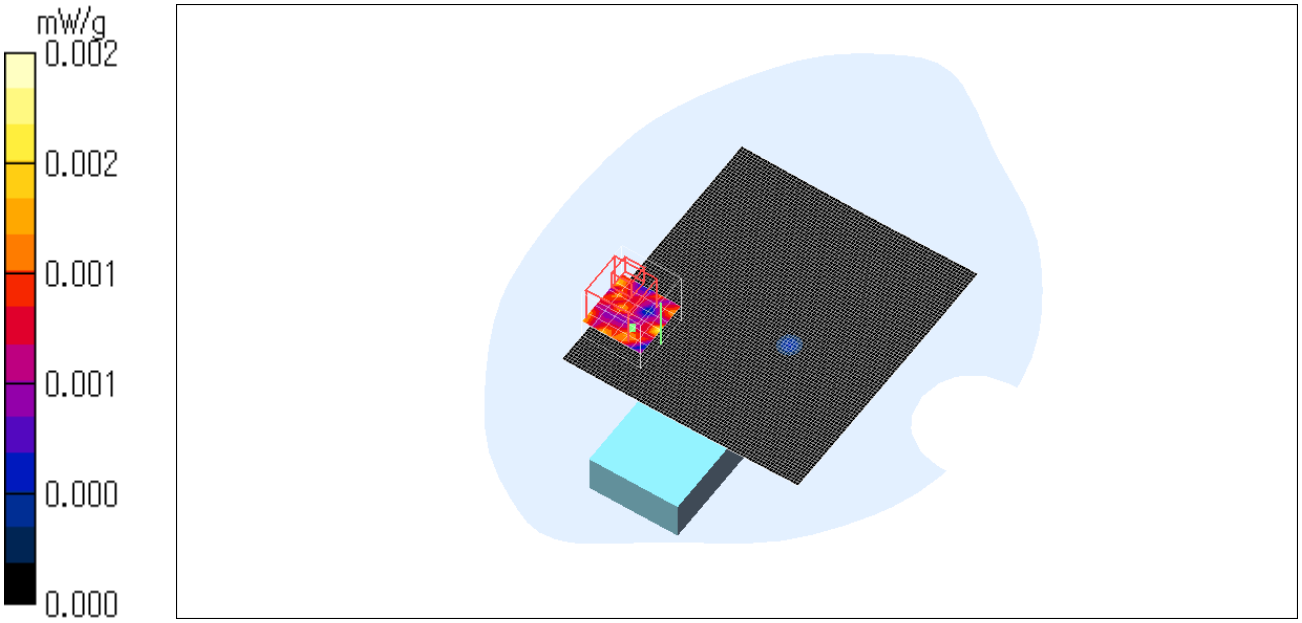

PV200E / Body / Back / 2480MHz / Bluetooth / DH5

Crest factor: 1
Medium parameters used: f = 2450 MHz; σ = 1.97 mho/m; ε_r = 50.3; ρ = 1000 kg/m^3
Phantom section: Flat Section
Measurement Standard: DASY4 (High Precision Assessment)

DASY4 Configuration:
Probe: EX3DV3 - SN3507; ConvF(8.24, 8.24, 8.24); Calibrated: 2006/05/26
Sensor-Surface: 2mm (Mechanical Surface Detection)
Electronics: DAE3 Sn509; Calibrated: 2006/06/15
Phantom: SAM 1196
Measurement SW: DASY4, V4.6 Build 23; Postprocessing SW: SEMCAD, V1.8 Build 160

Area Scan (101x101x1): Measurement grid: dx=15mm, dy=15mm
Maximum value of SAR (interpolated) = 0.002 mW/g

Zoom Scan (7x7x7)/Cube 0: Measurement grid: dx=5mm, dy=5mm, dz=5mm
Reference Value = 0.338 V/m; Power Drift = 0.134 dB
Peak SAR (extrapolated) = 0.002 W/kg

SAR(1 g) = 0.000102 mW/g; SAR(10 g) = 3.1e-005 mW/g
Maximum value of SAR (measured) = 0.002 mW/g
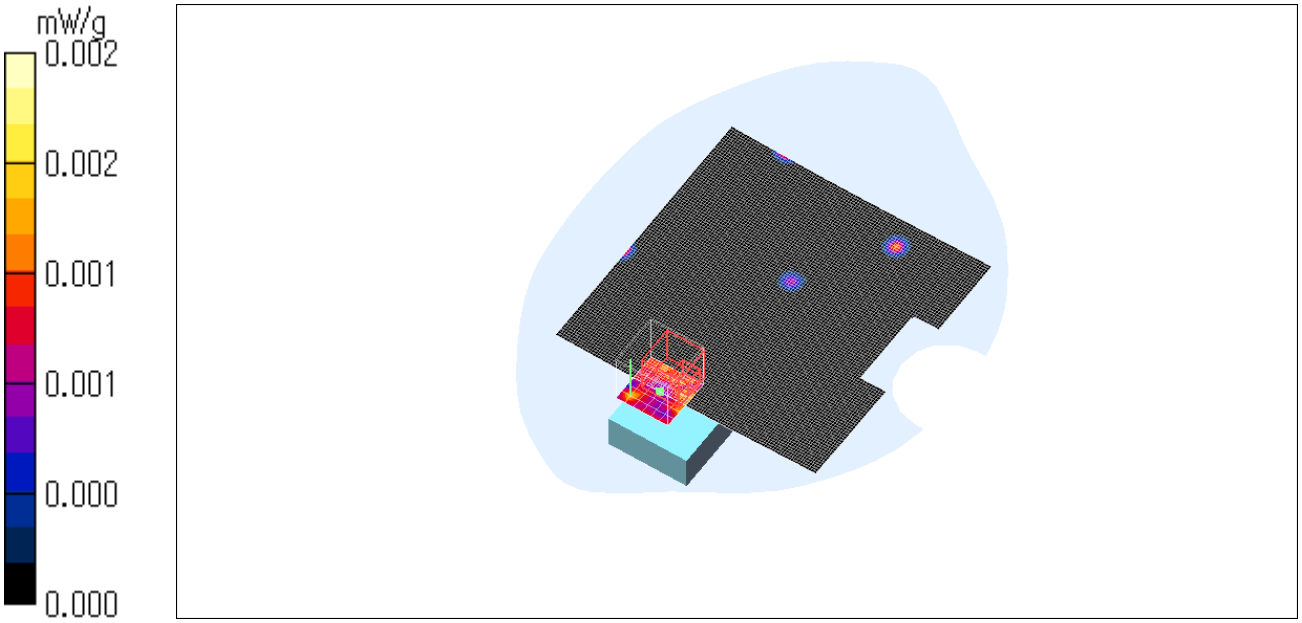
Test Date = 08/02/06
Ambient Temperature = 25.0 degree C.
Liquid Temperature = Before 24.0 degree C. , After 24.0 degree C.