Exhibit 19

SECTION 2.1033 (c) (11)

Photographs (8"xlO") of the equipment of sufficient clarity to reveal equipment construction and layout, including meters, if any, and labels for controls and meters and sufficient views of the internal construction to define component placement and chassis assembly. Insofar as these requirements are met by photographs or drawings contained in the instruction manuals supplied with the type acceptance request, additional photographs are necessary only to complete the required showing.

RESPONSE:

The following photographs show the construction and layout of the **PCS Outdoor Flexent OneBTS Modular Cell 3.0** followed by photographs of the **kLAM / FCC ID: AS5ONEBTS-02.**

Exhibit 19: PCS Outdoor Flexent OneBTS Modular Cell 3.0 -- Front



Exhibit 19: PCS Outdoor Flexent OneBTS Modular Cell 3.0 -- Rear



Exhibit 19: PCS Outdoor Flexent OneBTS Modular Cell 3.0 – Front Door Open