Date/Time: 04/13/04 14:18:47

Test Laboratory: Advance Data Technology

DB-6654-LeftHeadSide

DUT: VOIP phone
Communication System: 802.11b ; Frequency: 2412 MHz; Duty Cycle: 1:1;
Medium: HSL2450 (σ = 1.786 mho/m, ε_r = 39.8297, ρ = 1000 kg/m^3) ; Liquid level : 155mm
Phantom section: Left Section ; DUT test position : Tilt ; Modulation type: CCK
Antenna type : Internal Antenna ; Air temp. : 22.0 degrees ; Liquid temp. : 21.0 degrees
DASY4 Configuration:
- Probe: ET3DV6 - SN1687; ConvF(4.9, 4.9, 4.9); Calibrated: 11/24/2003
- Sensor-Surface: 4mm (Mechanical Surface Detection)
- Electronics: DAE3 Sn510;
- Phantom: SAM Twin Phantom V4.0; Type: QD 000 P40 CA; Serial: TP-1150
- Measurement SW: DASY4, V4.1 Build 47; Postprocessing SW: SEMCAD, V1.6 Build 115

Tilt position - Low/Area Scan (41x101x1): Measurement grid: dx=15mm, dy=15mm
Reference Value = 5.8 V/m
Power Drift = -0.2 dB
Maximum value of SAR = 0.104 mW/g

Tilt position - Low/Zoom Scan (7x7x7) (7x7x7)/Cube 0: Measurement grid: dx=5mm, dy=5mm, dz=5mm
Peak SAR (extrapolated) = 0.143 W/kg
SAR(1 g) = 0.0824 mW/g; SAR(10 g) = 0.0371 mW/g
Reference Value = 5.8 V/m
Power Drift = -0.2 dB
Maximum value of SAR = 0.0991 mW/g

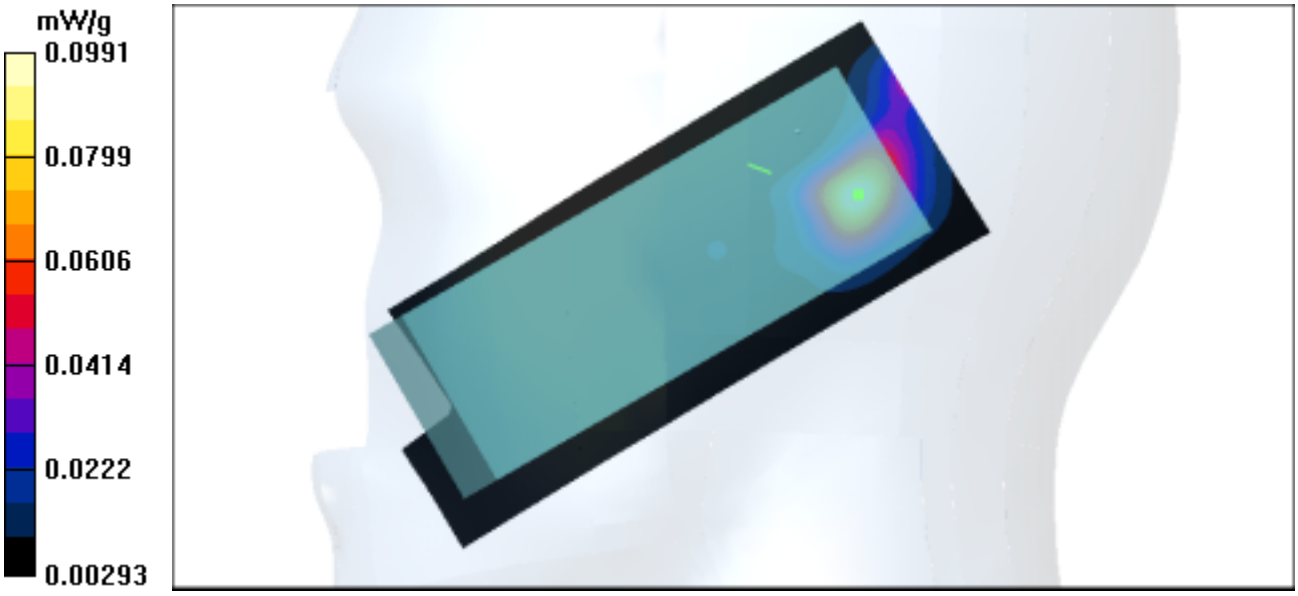

Date/Time: 04/13/04 14:43:25

Test Laboratory: Advance Data Technology

DB-6654-LeftHeadSide

DUT: VOIP phone
Communication System: 802.11b ; Frequency: 2437 MHz; Duty Cycle: 1:1;
Medium: HSL2450 (σ = 1.804 mho/m, ε_r = 39.7924, ρ = 1000 kg/m^3) ; Liquid level : 155mm
Phantom section: Left Section ; DUT test position : Tilt ; Modulation type: CCK
Antenna type : Internal Antenna ; Air temp. : 22.0 degrees ; Liquid temp. : 21.0 degrees
DASY4 Configuration:
- Probe: ET3DV6 - SN1687; ConvF(4.9, 4.9, 4.9); Calibrated: 11/24/2003
- Sensor-Surface: 4mm (Mechanical Surface Detection)
- Electronics: DAE3 Sn510;
- Phantom: SAM Twin Phantom V4.0; Type: QD 000 P40 CA; Serial: TP-1150
- Measurement SW: DASY4, V4.1 Build 47; Postprocessing SW: SEMCAD, V1.6 Build 115

Tilt position - Middle/Area Scan (41x101x1): Measurement grid: dx=15mm, dy=15mm
Reference Value = 6.36 V/m
Power Drift = -0.2 dB
Maximum value of SAR = 0.109 mW/g

Tilt position - Middle/Zoom Scan (7x7x7) (7x7x7)/Cube 0: Measurement grid: dx=5mm, dy=5mm, dz=5mm
Peak SAR (extrapolated) = 0.171 W/kg
SAR(1 g) = 0.0893 mW/g; SAR(10 g) = 0.0398 mW/g
Reference Value = 6.36 V/m
Power Drift = -0.2 dB
Maximum value of SAR = 0.105 mW/g

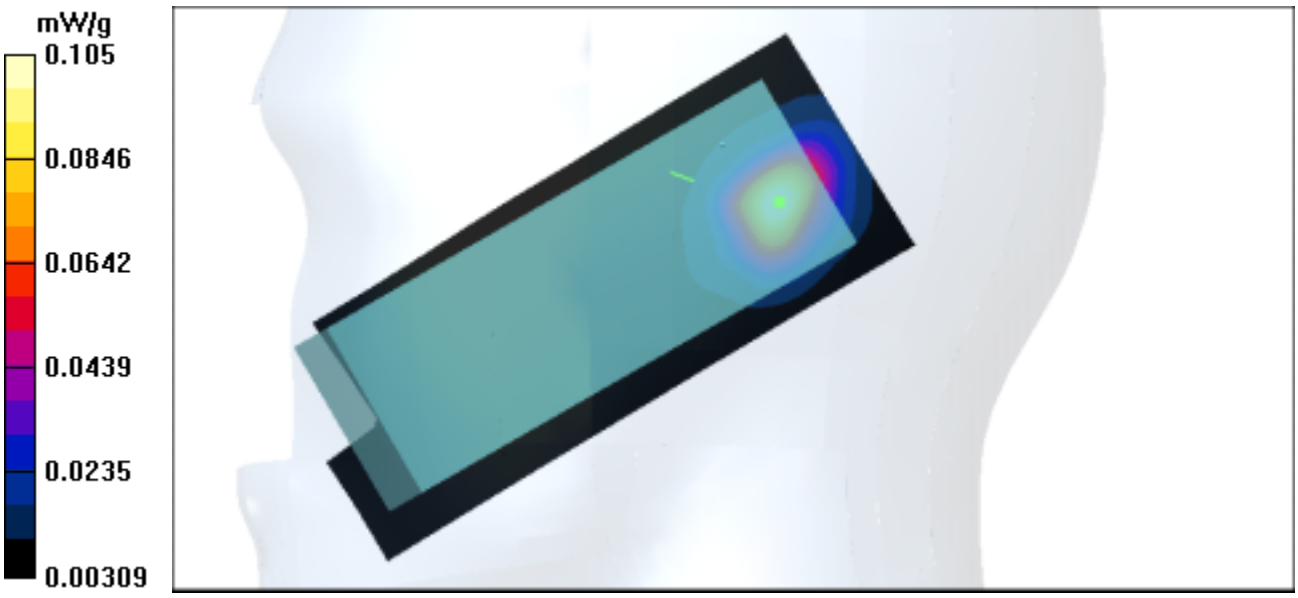

Date/Time: 04/13/04 15:12:10

Test Laboratory: Advance Data Technology

DB-6654-LeftHeadSide

DUT: VOIP phone
Communication System: 802.11b ; Frequency: 2462 MHz; Duty Cycle: 1:1;
Medium: HSL2450 (σ = 1.86 mho/m, ε_r = 39.5462, ρ = 1000 kg/m^3) ; Liquid level : 155mm
Phantom section: Left Section ; DUT test position : Tilt ; Modulation type: CCK
Antenna type : Internal Antenna ; Air temp. : 22.0 degrees ; Liquid temp. : 21.0 degrees
DASY4 Configuration:
- Probe: ET3DV6 - SN1687; ConvF(4.9, 4.9, 4.9); Calibrated: 11/24/2003
- Sensor-Surface: 4mm (Mechanical Surface Detection)
- Electronics: DAE3 Sn510;
- Phantom: SAM Twin Phantom V4.0; Type: QD 000 P40 CA; Serial: TP-1150
- Measurement SW: DASY4, V4.1 Build 47; Postprocessing SW: SEMCAD, V1.6 Build 115

Tilt position - High/Area Scan (41x101x1): Measurement grid: dx=15mm, dy=15mm
Reference Value = 4.71 V/m
Power Drift = -0.2 dB
Maximum value of SAR = 0.0666 mW/g

Tilt position - High/Zoom Scan (7x7x7) (7x7x7)/Cube 0: Measurement grid: dx=5mm, dy=5mm, dz=5mm
Peak SAR (extrapolated) = 0.0953 W/kg
SAR(1 g) = 0.0522 mW/g; SAR(10 g) = 0.0242 mW/g
Reference Value = 4.71 V/m
Power Drift = -0.2 dB
Maximum value of SAR = 0.0603 mW/g

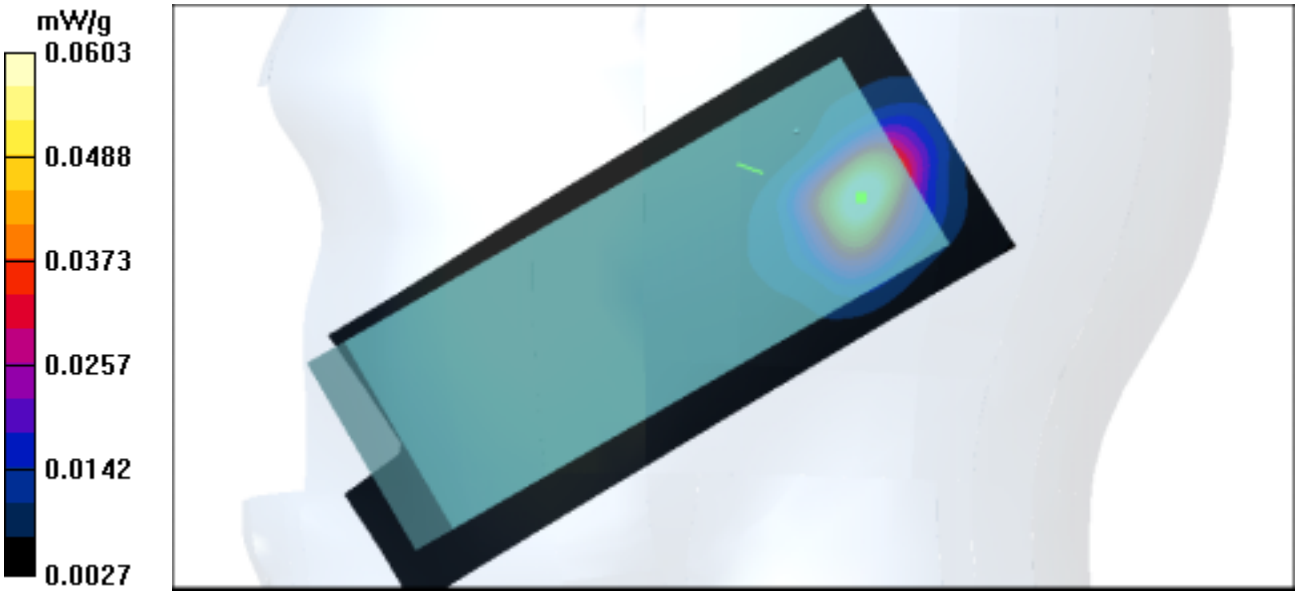

Date/Time: 04/13/04 16:14:36

Test Laboratory: Advance Data Technology

DB-6654-BodySide

DUT: VOIP phone

Communication System: 802.11b ; Frequency: 2412 MHz; Duty Cycle: 1:1;
Medium: MSL2450 (σ = 1.971 mho/m, ε_r = 52.0218, ρ = 1000 kg/m^3) ; Liquid level : 155mm
Phantom section: Flat Section ; DUT test position : Body; Modulation type: CCK
Antenna type : Internal Antenna ; Air temp. : 22.0 degrees ; Liquid temp. : 21.0 degrees
Separation Distance : 0mm(The front side of the EUT to the Phantom)
DASY4 Configuration:
- Probe: ET3DV6 - SN1687; ConvF(4.6, 4.6, 4.6); Calibrated: 11/24/2003
- Sensor-Surface: 4mm (Mechanical Surface Detection)
- Electronics: DAE3 Sn510;
- Phantom: SAM Twin Phantom V4.0; Type: QD 000 P40 CA; Serial: TP-1150
- Measurement SW: DASY4, V4.1 Build 47; Postprocessing SW: SEMCAD, V1.6 Build 115

-Ch 01 0mm position Front- Low/Area Scan (41x101x1): Measurement grid: dx=15mm, dy=15mm
Reference Value = 5.21 V/m
Power Drift = 0.2 dB
Maximum value of SAR = 0.0504 mW/g

Ch 01 0mm position Front- Low/Zoom Scan (7x7x7) (7x7x7)/Cube 0: Measurement grid: dx=5mm, dy=5mm, dz=5mm
Peak SAR (extrapolated) = 0.171 W/kg
SAR(1 g) = 0.0602 mW/g; SAR(10 g) = 0.0271 mW/g
Reference Value = 5.21 V/m
Power Drift = 0.2 dB
Maximum value of SAR = 0.0712 mW/g

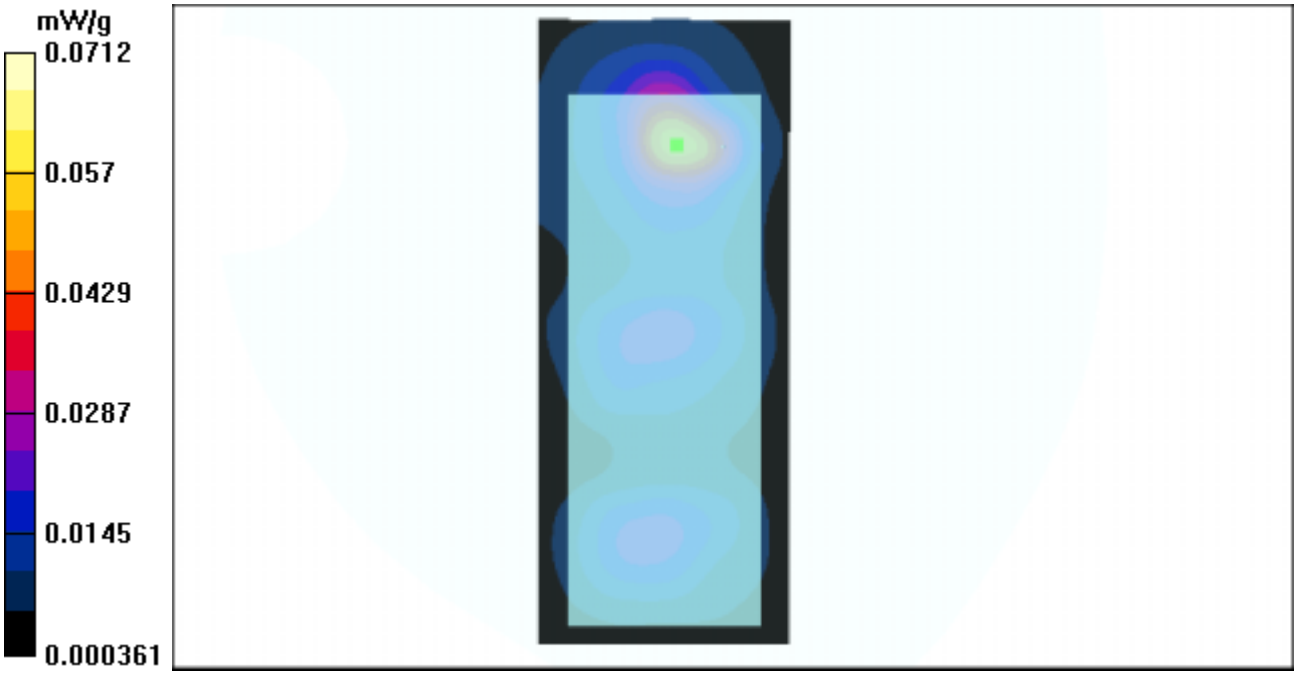

Date/Time: 04/13/04 17:08:16

Test Laboratory: Advance Data Technology

DB-6654-BodySide

DUT: VOIP phone

Communication System: 802.11b ; Frequency: 2437 MHz; Duty Cycle: 1:1;
Medium: MSL2450 (σ = 1.973 mho/m, ε_r = 51.7897, ρ = 1000 kg/m^3) ; Liquid level : 155mm
Phantom section: Flat Section ; DUT test position : Body; Modulation type: CCK
Antenna type : Internal Antenna ; Air temp. : 22.0 degrees ; Liquid temp. : 21.0 degrees
Separation Distance : 0mm(The front side of the EUT to the Phantom)
DASY4 Configuration:
- Probe: ET3DV6 - SN1687; ConvF(4.6, 4.6, 4.6); Calibrated: 11/24/2003
- Sensor-Surface: 4mm (Mechanical Surface Detection)
- Electronics: DAE3 Sn510;
- Phantom: SAM Twin Phantom V4.0; Type: QD 000 P40 CA; Serial: TP-1150
- Measurement SW: DASY4, V4.1 Build 47; Postprocessing SW: SEMCAD, V1.6 Build 115

-Ch 06 0mm position Front- Mid/Area Scan (41x101x1): Measurement grid: dx=15mm, dy=15mm
Reference Value = 6.32 V/m
Power Drift = -0.1 dB
Maximum value of SAR = 0.069 mW/g

Ch 06 0mm position Front- Mid/Zoom Scan (7x7x7) (7x7x7)/Cube 0: Measurement grid: dx=5mm, dy=5mm, dz=5mm
Peak SAR (extrapolated) = 0.249 W/kg
SAR(1 g) = 0.0796 mW/g; SAR(10 g) = 0.035 mW/g
Reference Value = 6.32 V/m
Power Drift = -0.1 dB
Maximum value of SAR = 0.0864 mW/g

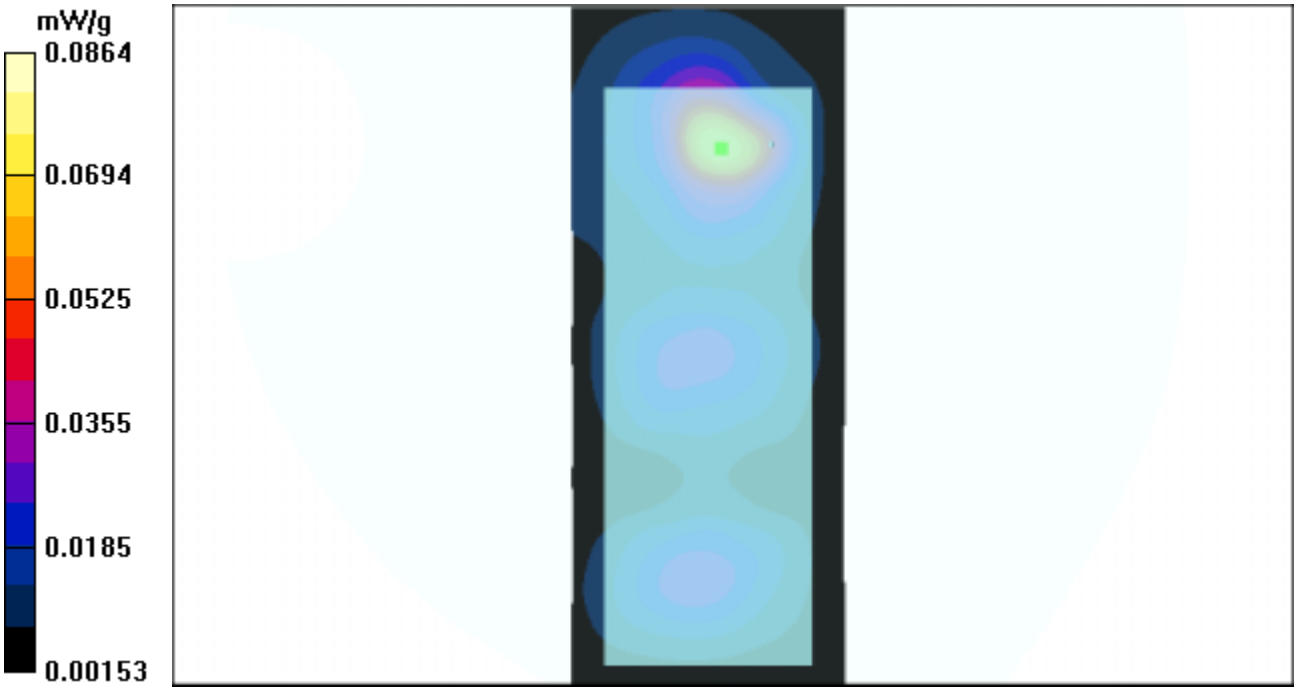

Date/Time: 04/13/04 17:38:56

Test Laboratory: Advance Data Technology

DB-6654-BodySide

DUT: VOIP phone

Communication System: 802.11b ; Frequency: 2462 MHz; Duty Cycle: 1:1;
Medium: MSL2450 (σ = 2.012 mho/m, ε_r = 51.7742, ρ = 1000 kg/m^3) ; Liquid level : 155mm
Phantom section: Flat Section ; DUT test position : Body; Modulation type: CCK
Antenna type : Internal Antenna ; Air temp. : 22.0 degrees ; Liquid temp. : 21.0 degrees
Separation Distance : 0mm(The front side of the EUT to the Phantom)
DASY4 Configuration:
- Probe: ET3DV6 - SN1687; ConvF(4.6, 4.6, 4.6); Calibrated: 11/24/2003
- Sensor-Surface: 4mm (Mechanical Surface Detection)
- Electronics: DAE3 Sn510;
- Phantom: SAM Twin Phantom V4.0; Type: QD 000 P40 CA; Serial: TP-1150
- Measurement SW: DASY4, V4.1 Build 47; Postprocessing SW: SEMCAD, V1.6 Build 115

-Ch 11 0mm position Front- Low/Area Scan (41x101x1): Measurement grid: dx=15mm, dy=15mm
Reference Value = 5.42 V/m
Power Drift = 0.2 dB
Maximum value of SAR = 0.0515 mW/g

Ch 11 0mm position Front- Low/Zoom Scan (7x7x7) (7x7x7)/Cube 0: Measurement grid: dx=5mm, dy=5mm, dz=5mm
Peak SAR (extrapolated) = 0.186 W/kg
SAR(1 g) = 0.0618 mW/g; SAR(10 g) = 0.0286 mW/g
Reference Value = 5.42 V/m
Power Drift = 0.2 dB
Maximum value of SAR = 0.0735 mW/g

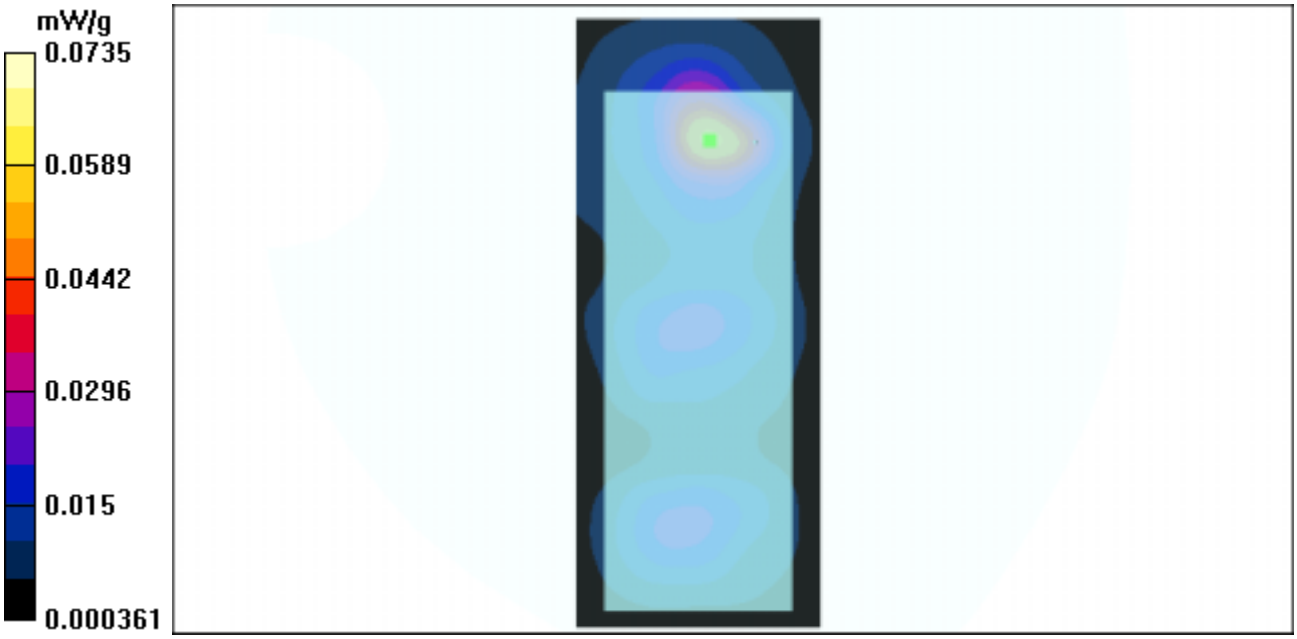

Date/Time: 04/13/04 18:05:36

Test Laboratory: Advance Data Technology

DB-6654-BodySide

DUT: VOIP phone

Communication System: 802.11b ; Frequency: 2412 MHz; Duty Cycle: 1:1;
Medium: MSL2450 (σ = 1.971 mho/m, ε_r = 52.0218, ρ = 1000 kg/m^3) ; Liquid level : 155mm
Phantom section: Flat Section ; DUT test position : Body; Modulation type: CCK
Antenna type : Internal Antenna ; Air temp. : 22.0 degrees ; Liquid temp. : 21.0 degrees
Separation Distance : 0mm(The bottom side of the EUT to the Phantom)
DASY4 Configuration:
- Probe: ET3DV6 - SN1687; ConvF(4.6, 4.6, 4.6); Calibrated: 11/24/2003
- Sensor-Surface: 4mm (Mechanical Surface Detection)
- Electronics: DAE3 Sn510;
- Phantom: SAM Twin Phantom V4.0; Type: QD 000 P40 CA; Serial: TP-1150
- Measurement SW: DASY4, V4.1 Build 47; Postprocessing SW: SEMCAD, V1.6 Build 115

-Ch 01 0mm position bottom- Low/Area Scan (41x101x1): Measurement grid: dx=15mm, dy=15mm
Reference Value = 9.17 V/m
Power Drift = -0.2 dB
Maximum value of SAR = 0.21 mW/g

Ch 01 0mm position bottom- Low/Zoom Scan (7x7x7) (7x7x7)/Cube 0: Measurement grid: dx=5mm, dy=5mm, dz=5mm
Peak SAR (extrapolated) = 0.357 W/kg
SAR(1 g) = 0.154 mW/g; SAR(10 g) = 0.0655 mW/g
Reference Value = 9.17 V/m
Power Drift = -0.2 dB
Maximum value of SAR = 0.178 mW/g



Date/Time: 04/13/04 18:31:23

Test Laboratory: Advance Data Technology

DB-6654-BodySide

DUT: VOIP phone

Communication System: 802.11b ; Frequency: 2437 MHz; Duty Cycle: 1:1;
Medium: MSL2450 (σ = 1.973 mho/m, ε_r = 51.7897, ρ = 1000 kg/m^3) ; Liquid level : 155mm
Phantom section: Flat Section ; DUT test position : Body; Modulation type: CCK
Antenna type : Internal Antenna ; Air temp. : 22.0 degrees ; Liquid temp. : 21.0 degrees
Separation Distance : 0mm(The bottom side of the EUT to the Phantom)
DASY4 Configuration:
- Probe: ET3DV6 - SN1687; ConvF(4.6, 4.6, 4.6); Calibrated: 11/24/2003
- Sensor-Surface: 4mm (Mechanical Surface Detection)
- Electronics: DAE3 Sn510;
- Phantom: SAM Twin Phantom V4.0; Type: QD 000 P40 CA; Serial: TP-1150
- Measurement SW: DASY4, V4.1 Build 47; Postprocessing SW: SEMCAD, V1.6 Build 115

-Ch 06 0mm position bottom- Mid/Area Scan (41x101x1): Measurement grid: dx=15mm, dy=15mm
Reference Value = 7.79 V/m
Power Drift = -0.5 dB
Maximum value of SAR = 0.145 mW/g

Ch 06 0mm position bottom- Mid/Zoom Scan (7x7x7) (7x7x7)/Cube 0: Measurement grid: dx=5mm, dy=5mm, dz=5mm
Peak SAR (extrapolated) = 0.206 W/kg
SAR(1 g) = 0.0995 mW/g; SAR(10 g) = 0.0422 mW/g
Reference Value = 7.79 V/m
Power Drift = -0.5 dB
Maximum value of SAR = 0.113 mW/g

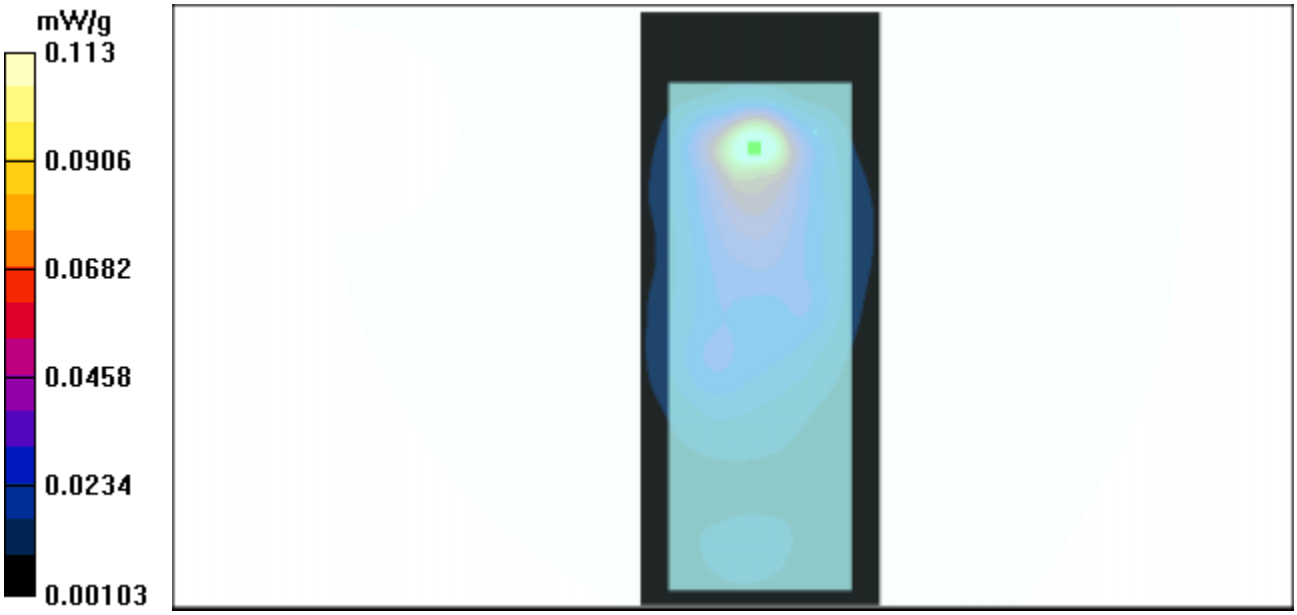

Date/Time: 04/13/04 18:56:12

Test Laboratory: Advance Data Technology

DB-6654-BodySide

DUT: VOIP phone

Communication System: 802.11b ; Frequency: 2462 MHz; Duty Cycle: 1:1;
Medium: MSL2450 (σ = 2.012 mho/m, ε_r = 51.7742, ρ = 1000 kg/m^3) ; Liquid level : 155mm
Phantom section: Flat Section ; DUT test position : Body; Modulation type: CCK
Antenna type : Internal Antenna ; Air temp. : 22.0 degrees ; Liquid temp. : 21.0 degrees
Separation Distance : 0mm(The bottom side of the EUT to the Phantom)
DASY4 Configuration:
- Probe: ET3DV6 - SN1687; ConvF(4.6, 4.6, 4.6); Calibrated: 11/24/2003
- Sensor-Surface: 4mm (Mechanical Surface Detection)
- Electronics: DAE3 Sn510;
- Phantom: SAM Twin Phantom V4.0; Type: QD 000 P40 CA; Serial: TP-1150
- Measurement SW: DASY4, V4.1 Build 47; Postprocessing SW: SEMCAD, V1.6 Build 115

-Ch 11 0mm position bottom- High/Area Scan (41x101x1): Measurement grid: dx=15mm, dy=15mm
Reference Value = 5.34 V/m
Power Drift = -0.2 dB
Maximum value of SAR = 0.0745 mW/g

Ch 11 0mm position bottom- High/Zoom Scan (7x7x7) (7x7x7)/Cube 0: Measurement grid: dx=5mm, dy=5mm, dz=5mm
Peak SAR (extrapolated) = 0.158 W/kg
SAR(1 g) = 0.0603 mW/g; SAR(10 g) = 0.025 mW/g
Reference Value = 5.34 V/m
Power Drift = -0.2 dB
Maximum value of SAR = 0.0681 mW/g

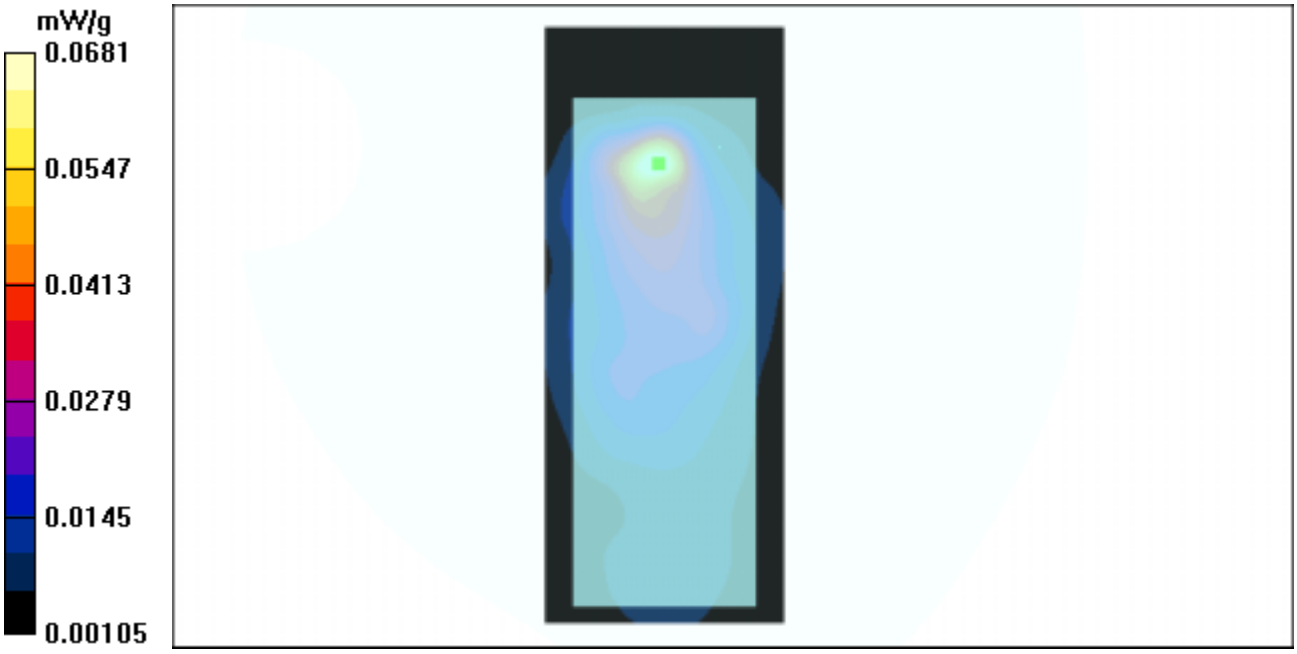

Date/Time: 04/13/04 19:21:32

Test Laboratory: Advance Data Technology

DB-6654-BodySide-lateral Side

DUT: VOIP phone

Communication System: 802.11b ; Frequency: 2412 MHz; Duty Cycle: 1:1;
Medium: MSL2450 (σ = 1.971 mho/m, ε_r = 52.0218, ρ = 1000 kg/m^3) ; Liquid level : 155mm
Phantom section: Flat Section ; DUT test position : Body; Modulation type: CCK
Antenna type : Internal Antenna ; Air temp. : 22.0 degrees ; Liquid temp. : 21.0 degrees
Separation Distance : 0mm(The lateral side of the EUT to the Phantom)
DASY4 Configuration:
- Probe: ET3DV6 - SN1687; ConvF(4.6, 4.6, 4.6); Calibrated: 11/24/2003
- Sensor-Surface: 4mm (Mechanical Surface Detection)
- Electronics: DAE3 Sn510;
- Phantom: SAM Twin Phantom V4.0; Type: QD 000 P40 CA; Serial: TP-1150
- Measurement SW: DASY4, V4.1 Build 47; Postprocessing SW: SEMCAD, V1.6 Build 115

-Ch 01 0mm position lateral side- low/Area Scan (41x101x1): Measurement grid: dx=15mm, dy=15mm
Reference Value = 3.23 V/m
Power Drift = -0.05 dB
Maximum value of SAR = 0.0375 mW/g

Ch 01 0mm position lateral side- low/Zoom Scan (7x7x7) (7x7x7)/Cube 0: Measurement grid: dx=5mm, dy=5mm, dz=5mm
Peak SAR (extrapolated) = 0.0763 W/kg
SAR(1 g) = 0.0339 mW/g; SAR(10 g) = 0.0159 mW/g
Reference Value = 3.23 V/m
Power Drift = -0.05 dB
Maximum value of SAR = 0.0387 mW/g



Date/Time: 04/13/04 19:48:31

Test Laboratory: Advance Data Technology

DB-6654-BodySide-lateral side

DUT: VOIP phone

Communication System: 802.11b ; Frequency: 2437 MHz; Duty Cycle: 1:1;
Medium: MSL2450 (σ = 1.973 mho/m, ε_r = 51.7897, ρ = 1000 kg/m^3) ; Liquid level : 155mm
Phantom section: Flat Section ; DUT test position : Body; Modulation type: CCK
Antenna type : Internal Antenna ; Air temp. : 22.0 degrees ; Liquid temp. : 21.0 degrees
Separation Distance : 0mm(The lateral side of the EUT to the Phantom)
DASY4 Configuration:
- Probe: ET3DV6 - SN1687; ConvF(4.6, 4.6, 4.6); Calibrated: 11/24/2003
- Sensor-Surface: 4mm (Mechanical Surface Detection)
- Electronics: DAE3 Sn510;
- Phantom: SAM Twin Phantom V4.0; Type: QD 000 P40 CA; Serial: TP-1150
- Measurement SW: DASY4, V4.1 Build 47; Postprocessing SW: SEMCAD, V1.6 Build 115

-Ch 06 0mm position lateral side- Mid/Area Scan (41x101x1): Measurement grid: dx=15mm, dy=15mm
Reference Value = 3.02 V/m
Power Drift = -0.08 dB
Maximum value of SAR = 0.0291 mW/g

Ch 06 0mm position lateral side- Mid/Zoom Scan (7x7x7) (7x7x7)/Cube 0: Measurement grid: dx=5mm, dy=5mm, dz=5mm
Peak SAR (extrapolated) = 0.0735 W/kg
SAR(1 g) = 0.0271 mW/g; SAR(10 g) = 0.0127 mW/g
Reference Value = 3.02 V/m
Power Drift = -0.08 dB
Maximum value of SAR = 0.0283 mW/g

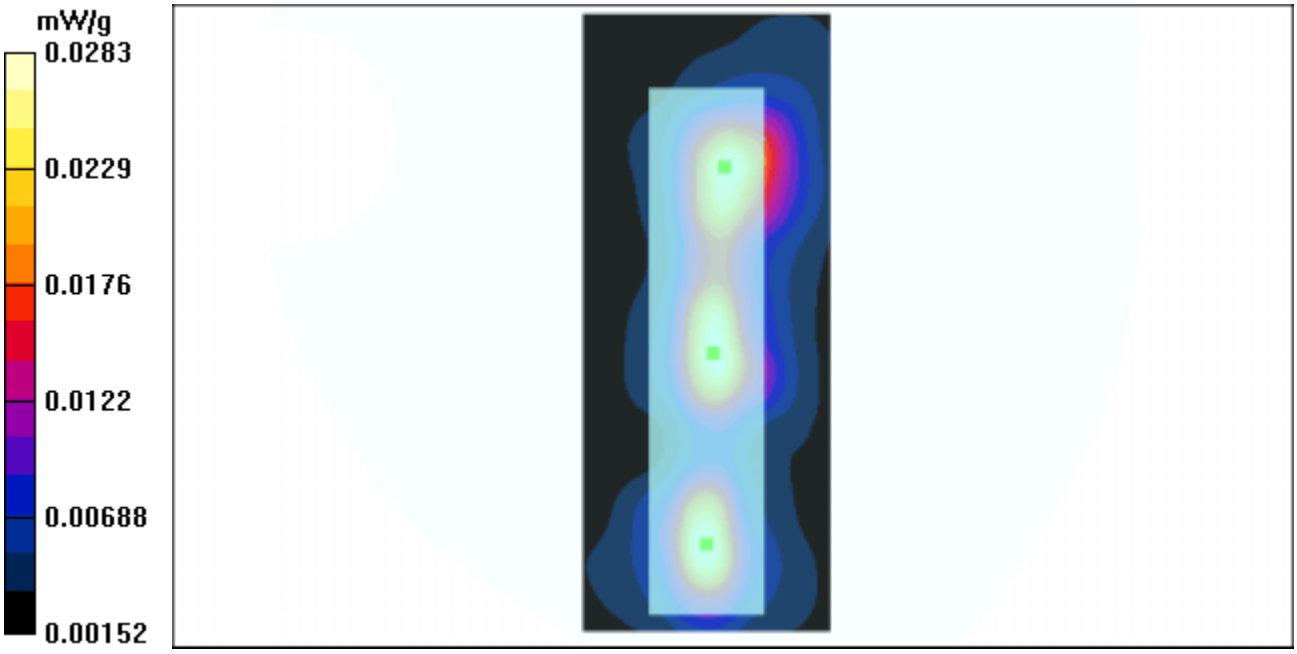

Date/Time: 04/13/04 20:35:33

Test Laboratory: Advance Data Technology

DB-6654-BodySide-lateral side

DUT: VOIP phone

Communication System: 802.11b ; Frequency: 2462 MHz; Duty Cycle: 1:1;
Medium: MSL2450 (σ = 2.012 mho/m, ε_r = 51.7742, ρ = 1000 kg/m^3) ; Liquid level : 155mm
Phantom section: Flat Section ; DUT test position : Body; Modulation type: CCK
Antenna type : Internal Antenna ; Air temp. : 22.0 degrees ; Liquid temp. : 21.0 degrees
Separation Distance : 0mm(The lateral side of the EUT to the Phantom)
DASY4 Configuration:
- Probe: ET3DV6 - SN1687; ConvF(4.6, 4.6, 4.6); Calibrated: 11/24/2003
- Sensor-Surface: 4mm (Mechanical Surface Detection)
- Electronics: DAE3 Sn510;
- Phantom: SAM Twin Phantom V4.0; Type: QD 000 P40 CA; Serial: TP-1150
- Measurement SW: DASY4, V4.1 Build 47; Postprocessing SW: SEMCAD, V1.6 Build 115

-Ch 11 0mm position lateral side- High/Area Scan (41x101x1): Measurement grid: dx=15mm, dy=15mm
Reference Value = 2.62 V/m
Power Drift = -0.2 dB
Maximum value of SAR = 0.0187 mW/g

Ch 11 0mm position lateral side- High/Zoom Scan (7x7x7) (7x7x7)/Cube 0: Measurement grid: dx=5mm, dy=5mm, dz=5mm
Peak SAR (extrapolated) = 0.0393 W/kg
SAR(1 g) = 0.0163 mW/g; SAR(10 g) = 0.00894 mW/g
Reference Value = 2.62 V/m
Power Drift = -0.2 dB
Maximum value of SAR = 0.021 mW/g

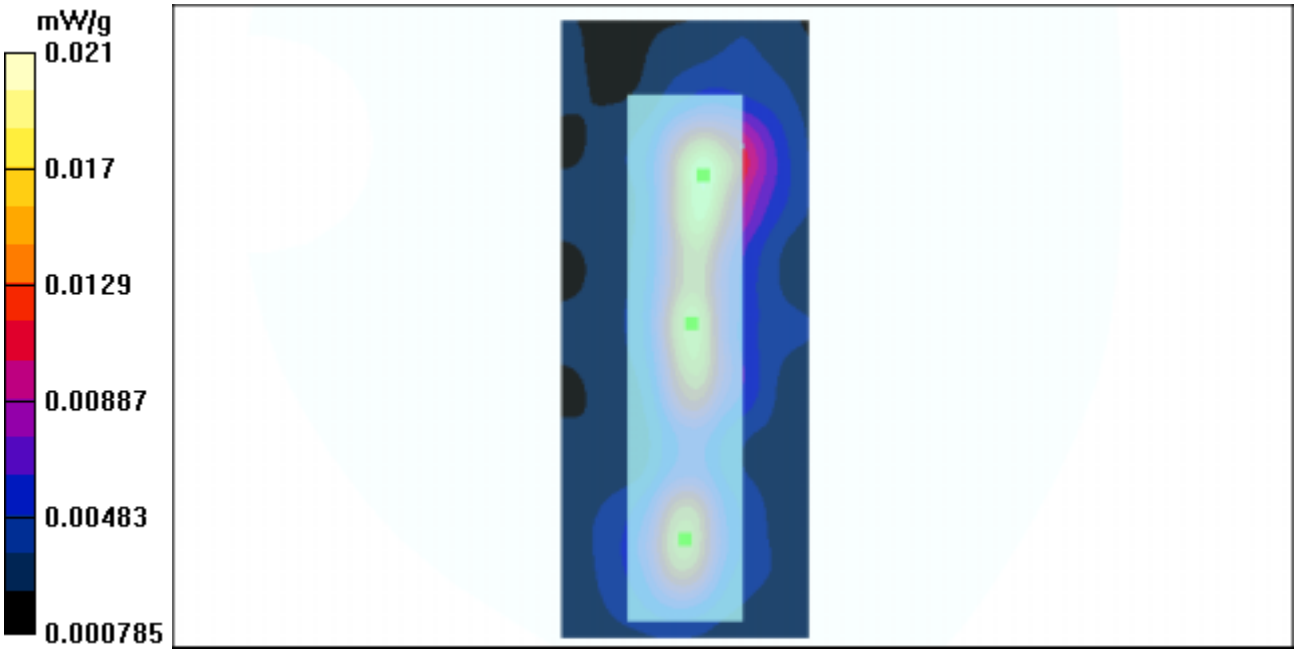

Date/Time: 04/13/04 18:05:36

Test Laboratory: Advance Data Technology

DB-6654-BodySide

DUT: VOIP phone
Communication System: 802.11b ; Frequency: 2412 MHz; Duty Cycle: 1:1;
Medium: MSL2450 (σ = 1.973 mho/m, ε_r = 52.0218, ρ = 1000 kg/m^3) ; Liquid level : 155mm
Phantom section: Flat Section ; DUT test position : Body Worm ; Modulation type: CCK
Antenna type : Internal Antenna ; Air temp. : 22.0 degrees ; Liquid temp. : 21.0 degrees
DASY4 Configuration:
- Probe: ET3DV6 - SN1687; ConvF(4.6, 4.6, 4.6); Calibrated: 11/24/2003
- Sensor-Surface: 4mm (Mechanical Surface Detection)
- Electronics: DAE3 Sn510; Calibrated: 6/2/2003
- Phantom: SAM Twin Phantom V4.0; Type: QD 000 P40 CA; Serial: TP-1150
- Measurement SW: DASY4, V4.1 Build 47; Postprocessing SW: SEMCAD, V1.6 Build 115

Separation 0mm position bottom- Low/Area Scan (41x101x1): Measurement grid: dx=15mm, dy=15mm
Reference Value = 9.17 V/m
Power Drift = -0.2 dB
Maximum value of SAR = 0.21 mW/g

Separation 0mm position bottom- Low/Zoom Scan (7x7x7) (7x7x7)/Cube 0: Measurement grid: dx=5mm, dy=5mm, dz=5mm
Peak SAR (extrapolated) = 0.357 W/kg
SAR(1 g) = 0.154 mW/g; SAR(10 g) = 0.0655 mW/g
Reference Value = 9.17 V/m
Power Drift = -0.2 dB
Maximum value of SAR = 0.178 mW/g

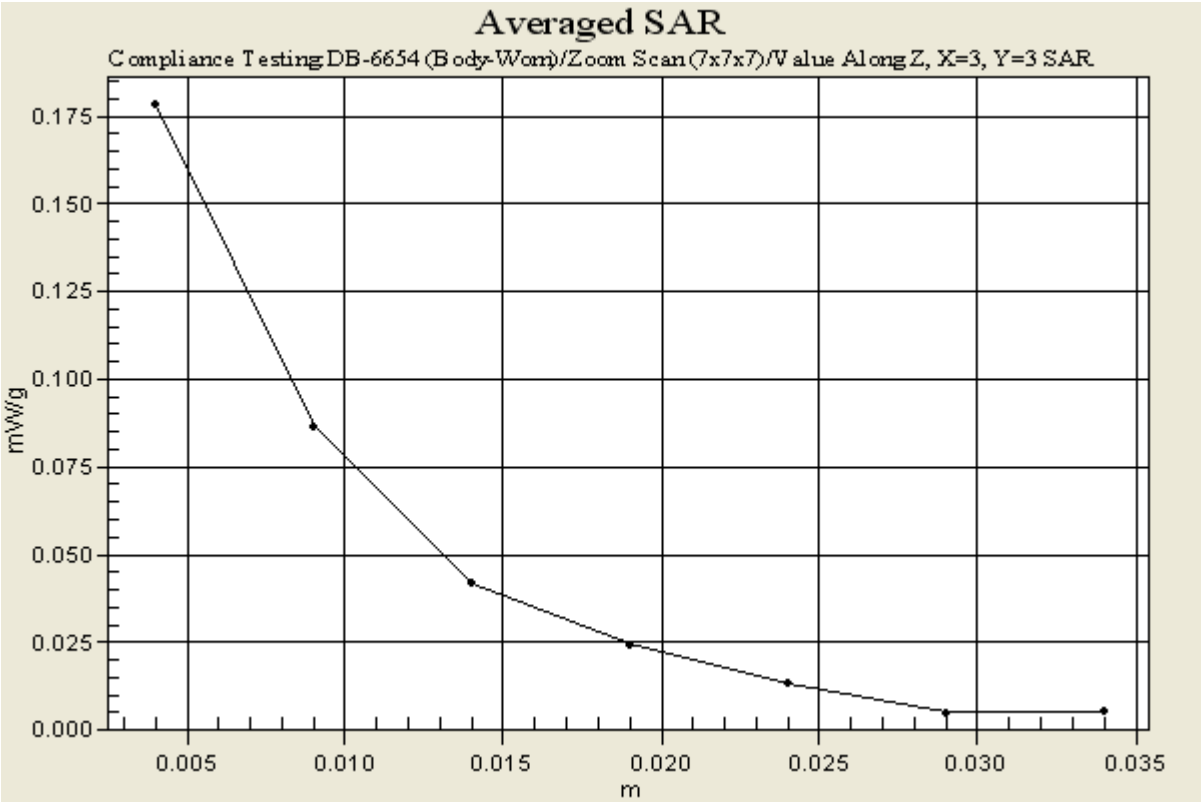

A3 : SYSTEM VALIDATION

Date/Time: 04/13/04 09:26:38

Test Laboratory: Advance Data Technology

SystemPerformanceCheck-HSL 2450-2004-04-13

DUT: Dipole 2450 MHz ; Type: D2450V2

Communication System: CW ; Frequency: 2450 MHz; Duty Cycle: 1:1; Modulation type: CW
Medium: HSL2450 (σ = 1.846 mho/m, ε_r = 39.5963, ρ = 1000 kg/m^3) ; Liquid level : 155mm
Phantom section: Flat Section ; Separation distance : 10mm(The feetpoint of the dipole to the Phantom)
Air temp. : 22.0 degrees ; Liquid temp. : 21 degrees

DASY4 Configuration:
- Probe: ET3DV6 - SN1687; ConvF(4.9, 4.9, 4.9); Calibrated: 11/24/2003
- Sensor-Surface: 4mm (Mechanical Surface Detection)
- Electronics: DAE3 Sn510;
- Phantom: SAM Twin Phantom V4.0; Type: QD 000 P40 CA; Serial: TP-1150
- Measurement SW: DASY4, V4.1 Build 47; Postprocessing SW: SEMCAD, V1.6 Build 115

d=10mm, Pin=100mW/Area Scan (61x61x1): Measurement grid: dx=15mm, dy=15mm
Reference Value = 55.2 V/m
Power Drift = -0.2 dB
Maximum value of SAR = 4.93 mW/g

d=10mm, Pin=100mW/Zoom Scan (7x7x7) (7x7x7)/Cube 0: Measurement grid: dx=5mm, dy=5mm, dz=5mm
Peak SAR (extrapolated) = 9.94 W/kg
SAR(1 g) = 5.22 mW/g; SAR(10 g) = 2.45 mW/g
Reference Value = 55.2 V/m
Power Drift = -0.2 dB
Maximum value of SAR = 5.54 mW/g

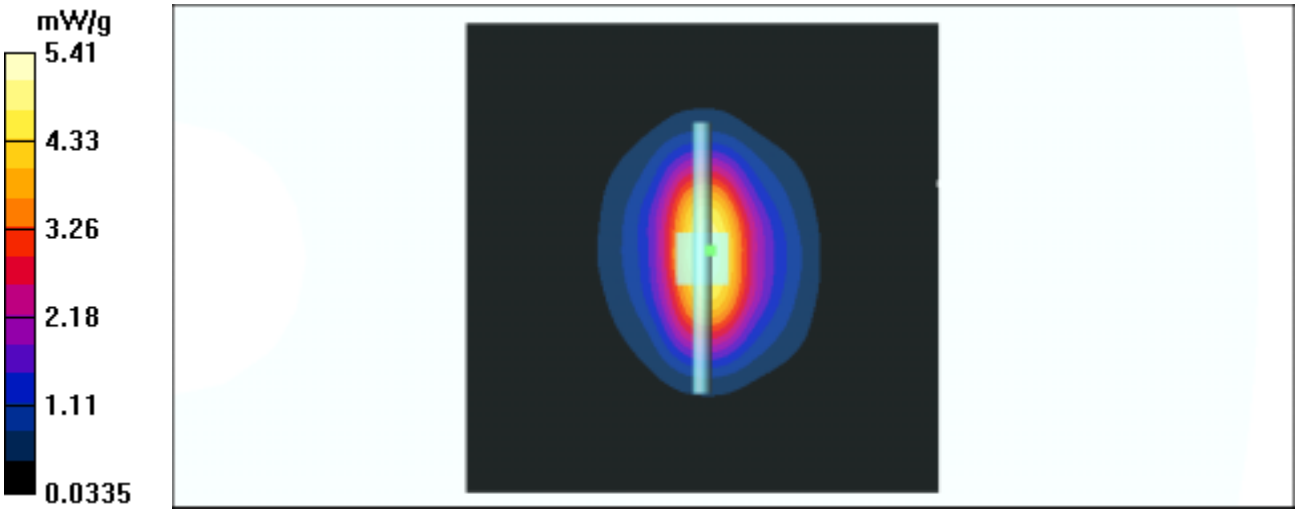

Date/Time: 04/13/04 16:15:58

Test Laboratory: Advance Data Technology

SystemPerformanceCheck-MSL 2450-2004-04-13

DUT: Dipole 2450 MHz ; Type: D2450V2

Communication System: CW ; Frequency: 2450 MHz; Duty Cycle: 1:1; Modulation type: CW
Medium: MSL2450 (σ = 1.992 mho/m, ε_r = 51.78, ρ = 1000 kg/m^3) ; Liquid level : 155mm
Phantom section: Flat Section ; Separation distance : 10mm(The feetpoint of the dipole to the Phantom)
Air temp. : 22.0 degrees ; Liquid temp. : 21 degrees

DASY4 Configuration:
- Probe: ET3DV6 - SN1687; ConvF(4.6, 4.6, 4.6); Calibrated: 11/24/2003
- Sensor-Surface: 4mm (Mechanical Surface Detection)
- Electronics: DAE3 Sn510;
- Phantom: SAM Twin Phantom V4.0; Type: QD 000 P40 CA; Serial: TP-1150
- Measurement SW: DASY4, V4.1 Build 47; Postprocessing SW: SEMCAD, V1.6 Build 115

d=10mm, Pin=100mW/Area Scan (61x61x1): Measurement grid: dx=15mm, dy=15mm
Reference Value = 56.3 V/m
Power Drift = -0.04 dB
Maximum value of SAR = 5.68 mW/g
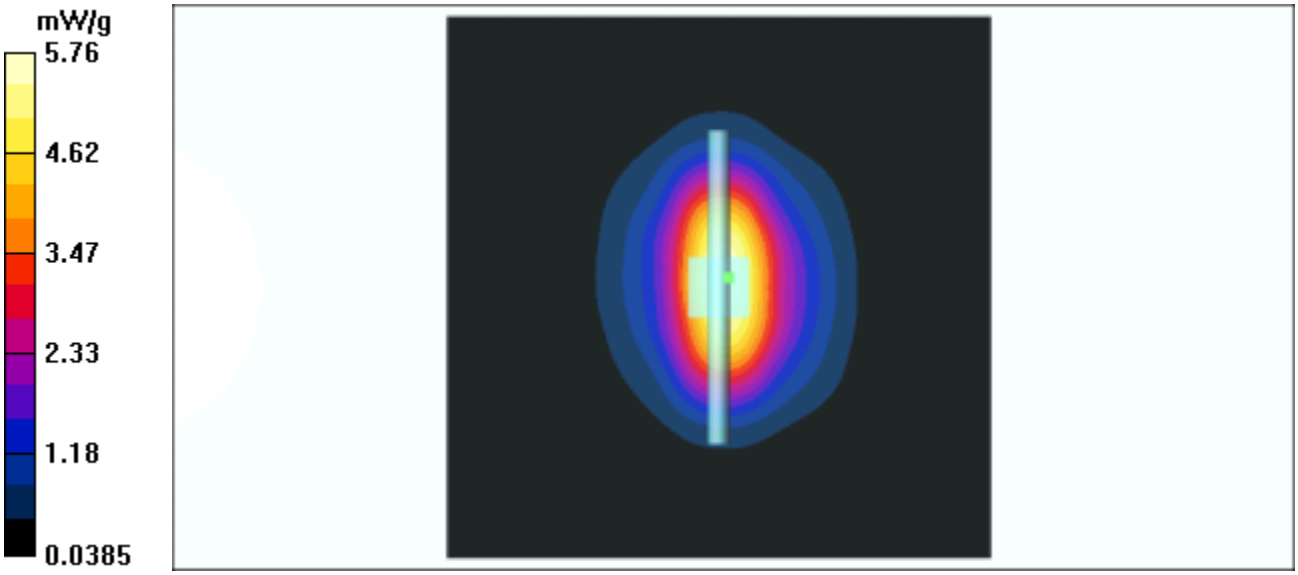
d=10mm, Pin=100mW/Zoom Scan (7x7x7) (7x7x7)/Cube 0: Measurement grid: dx=5mm, dy=5mm, dz=5mm
Peak SAR (extrapolated) = 11.2 W/kg
SAR(1 g) = 5.31 mW/g; SAR(10 g) = 2.47 mW/g
Reference Value = 56.3 V/m
Power Drift = -0.04 dB
Maximum value of SAR = 5.76 mW/g