EXHIBIT 9

Internal Photographs

(Pursuant to FCC Part 2.1033(b)(7), 2.1033(c)(12) and RSP 100 Annex C)

The following photographs are attached.

		Exhibit
1.	RF board with & without Shields (Top)	9A
2.	RF board with & without Shields (Bottom)	9B
3.	Display board with and without Shield	9C
4.	Display board (LED)	9D
5.	PCB board with chassis and housing (Top)	9E
6.	PCB board with chassis and housing for Display model (Bottom)	9F
7.	PCB board with chassis and housing for Plain model (Bottom)	9G

Exhibits 9A





RF board **with and without** Shields (Top)

Exhibit 9B



RF board **with and without** Shields (Bottom)

Exhibit 9C



Display board **with and without** Shield

Exhibit 9D



Display board **(LED)**

Exhibit 9E



PCB board with chassis and housing (Top)

Exhibit 9F

PCB board with chassis and housing for Display model (Bottom)

Exhibit 9G

PCB board with chassis and housing for Plain model (Bottom)