EXHIBIT 9

Internal Photographs

(Pursuant to FCC Part 2.1033(b)(7), 2.1033(c)(12) and RSP 100 Annex C)

The following photographs are attached.	Exhibit
1. RF board with Shields (Top)	9A
2. RF board without Shields (Top)	9B
3. RF board with Shields (Bottom)	9C
4. RF board without Shields (Bottom)	9D
5. RF boards with Housing (Front Side)	9E
6. Housing (Back Side)	9F
7. Exploded View of Radio	9G

EXHIBIT 9A: RF board with Shields (Top)



EXHIBIT 9B: RF board without Shields (Top)



EXHIBIT 9C: RF board with Shields (Bottom)



EXHIBIT 9D: RF board without Shields (Bottom)



EXHIBIT 9E: RF boards with Housing (Front Side)

T110 (Red)

T110TP (Gummy Orange)

T110TP (Gummy Aqua)

T110TP (Gummy Lime)

EXHIBIT 9F: RF boards with Housing (Back Side)

T110 (Red)

T110TP (Gummy Orange/ Aqua/ Lime)

EXHIBIT 9G: Exploded View of Radio



T11X Series

***** END *****