EXHIBIT 9

INTERNAL PHOTOGRAPHS

(Pursuant to FCC Part 2.1033(b)(7), 2.1033(c)(12) and RSP 100 Annex C)

The following photographs are attached.	Exhibit
1. RF Board with Shields (Top) [CLP1080e, CLP1083e, CLP1010e, CLP1013e]	9A
1. RF Board without Shields (Top) [CLP1080e, CLP1083e, CLP1010e, CLP1013e]	9B
2. RF Board with Shields (Bottom) [CLP1080e, CLP1083e, CLP1010e, CLP1013e]	9C
3. RF Board without Shields (Bottom) [CLP1080e, CLP1083, CLP1010e, CLP1013e]	9D
4. RF Board with chasing and housing (front side)	9E
5. Chassis and Housing (back side)	9F
6. Exploded View of Radio (CLP1080e, CLP1083e, CLP1010e, CLP1013e)	9G

Exhibits 9A



RF board with Shields (Top)
(CLP1080e, CLP1083e, CLP1010e, CLP1013e)

Exhibit 9B



RF board without Shields (Top)
(CLP1080e, CLP1083e, CLP1010e, CLP1013e)

Exhibit 9C

RF board with Shields (Bottom)
(CLP1080e, CLP1083e, CLP1010e, CLP1013e)

Exhibit 9D



RF board without Shields (Bottom)
(CLP1080e, CLP1083e, CLP1010e, CLP1013e)

Exhibit 9E

RF board with housing (front side)
(CLP1080e, CLP1083e, CLP1010e, CLP1013e)

Exhibit 9F

Chassis and Housing (Back side)
(CLP1080e, CLP1083e, CLP1010e, CLP1013e)

Exhibit 9G

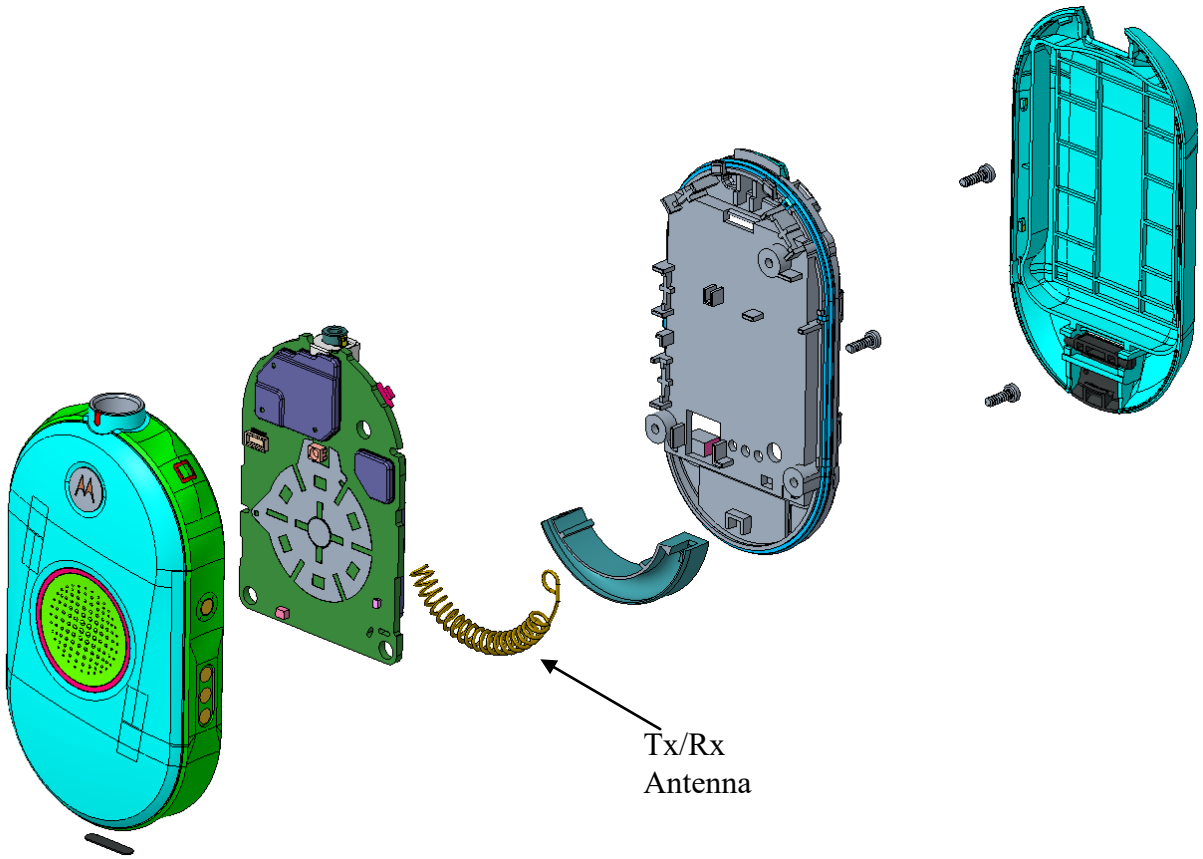

Exploded View of Radio
(Applicable for all Radio CLP1080e, CLP1083e, CLP1010e, CLP1013e)