MOTOROLA

ACCREDITED
Certificate Number: 2518.01

FCC ID: AZ489FT5853
DECLARATION OF COMPLIANCE SAR ASSESSMENT part 3 of 3

Networks & Enterprise
EME Test Laboratory
8000 West Sunrise Blvd
Fort Lauderdale, FL. 33322

Date of Report: 8/15/06
Report Revision: Rev O
Report ID: i880_i885 060815 SR4122_4112

Responsible Engineer: Michael Sailsman (Sr. Staff EME Engineer)
Date/s Tested: 7/11/06-8/10/06
Manufacturer/Location: Motorola – Plantation
Sector/Group/Div.: iDEN Subscriber
Date submitted for test: 6/23/06
DUT Description: i880 & i885; TDMA: 236:310 WiDEN (75%); 81:120, 2:6, 1:12, and 1:6; 64 QAM, 16 QAM, and QSPK Modulations; 0.6W Pulse Avg. MOTOtalk (114:120 8FSK; 0.85 W nominal); GPS and Bluetooth capable
Test TX mode(s): 1:3, 1:6, 114:120, 236:310, 81:120
Max. Power output: Mototalk - 0.891 W, iDEN/WiDEN - 0.640 W; Bluetooth – 2.5 mW
Nominal Power: MOTOtalk - 0.85 W; iDEN/WiDEN - 0.60 W; Bluetooth – 1.0 mW
Tx Frequency Bands: MOTOtalk - 902-928 MHz, iDEN/WiDEN – 806-825, 896-902 MHz
Signaling type: TDMA: iDEN; WiDEN, MOTOtalk - (FHSS 8FSK)
Model(s) Tested: i880-H94XAH6RR4AN/NWF0004A, i885-H94XAH6RR4AN/NWF1193A
Model(s) Certified: i880-H94XAH6RR4AN/NWF0004A, i885-H94XAH6RR4AN/NWF1193A
Serial Number(s): 364VGGGJW5 & 364VGGGJY8(i880); 364VGGGFX0 (i885)
Classification: General Population/Uncontrolled
Rule Part(s): 15, 90

Approved Accessories:
Antenna(s):
8571042L01(i880 - retractable ¼ wave antenna: 806-825MHz , -0.6dBd; 896-902MHz , -0.9dBd; 902-928MHz , -0.9dBd)
8516836H01 (i885 - retractable ¼ Wave antenna: 806-825MHz , -0.7dBd; 896-902MHz , -1.2dBd; 902-928MHz , -1.2dBd)
Battery(ies):
SNN5782B (i880 & i885 - BT60 High performance Li Ion), NTN2359AXXX (High performance battery door); SNN5759A (i880 – BT90 Maximum capacity Li Ion), NTN2360AXXX (max capacity battery door)
Body worn accessory(ies):
NNTN6785A (i880 - Swivel carry holster); NNTN4747A (i880 & i885 belt clip)
Audio/Data cable accessory(ies):
NNTN5211A(Surveillance earpiece); NNTN5004A(PTT headset); NNTN5005A(PTT headset); NNTN5006A(PTT headset); NNTN5330A(PTT headset); NNTN5774A(PTT stereo headset); NNTN5751A(Stereo mixing headset w/ PTT); NNTN5752A(Stereo mixing headset); NNTN6312A(3-wire surveillance earpiece); NNTN5405A(USB data cable w/ charging); NNTN5406A(RS232 data cable w/ charging); NTN2074A (Qwerty keyboard: NNTN5491A/NNTN5863A/NNTN5496A/NNTN5715A)

Max. Calc. : 1-g Avg. SAR: 1.57 W/kg (Body); 10-g Avg. SAR: 1.13 W/kg (Body)
Max. Calc. : 1-g Avg. SAR: 0.77 W/kg (Face); 10-g Avg. SAR: 0.54 W/kg (Face)
Max. Calc. : 1-g Avg. SAR: 1.30 W/kg (Head); 10-g Avg. SAR: 0.87 W/kg (Head)

Based on the information and the testing results provided herein, the undersigned certifies that when used as stated in the operating instructions supplied, said product complies with the national and international reference standards and guidelines listed in section 2.0 of this report. This report shall not be reproduced without written approval from an officially designated representative of the Motorola EME Laboratory.

This reporting format is consistent with the test report guidelines of the TIA TSB-150 December 2004
The results and statements contained in this report pertain only to the device(s) evaluated.

Signature on file
Ken Enger NE EME Lab Senior Resource Manager,
Laboratory Director,

Approval Date: 8/16/06

Certification Date: 8/16/06

Certification No.: L1060817P/L1060818P

Appendix E
DUT Scans (Shortened Scans and Highest SAR configurations)

Shortened Scan Results

Motorola NE EME Laboratory
Test Date: 7/26/06
Run #: MeC-Ab-060726-13 Sim. Tissue Temp: 21.2 (C)
Model #: H94XAH6RR4AN/NWF0004A SN: 364VGGGJW5

Antenna: Out TX Freq (MHz): 899.66875
Battery: SNN5782B w/ NTN2359XXX Start power: 0.620 W
Carry acc.: NNTN6785A Audio acc.: None

Comments: Bluetooth On; Short scan
Probe: ET3DV6R - SN1545, Calibrated: 10/25/2005, ConvF(5.57, 5.57, 5.57)
Duty Cycle: 1:1.33, Medium: 899 MHz Body, Medium parameters used: f = 899 MHz; σ = 1.05 mho/m; εr = 52.7; ρ = 1000 kg/m3; Electronics: DAE3 Sn363, Calibrated: 5/17/2006
Ab Template/5x5x7 Zoom Scan (5x5x7)/Cube 0: Measurement grid: dx=7.5mm, dy=7.5mm, dz=5mm
Reference Value = 30.9 V/m; Power Drift = -0.549 dB
Peak SAR (extrapolated) = 1.61 W/kg
SAR(1 g) = 1.24 mW/g; SAR(10 g) = 0.894 mW/g
Maximum value of SAR (measured) = 1.33 mW/g

Comments: Short Scan at the body w/ body worn accessory against phantom
Shortened scan reflect highest SAR producing configuration; Run time 7 minutes.
Representative "normal" scan run time was 22 minutes
"Shortened" scan max calculated SAR using SAR drift: 1-g Avg. = 1.45 mW/g; 10-g Avg. = 1.05 mW/g
"Normal" scan max calculated SAR using SAR drift: 1-g Avg. = 1.50 mW/g; 10-g Avg. = 1.10 mW/g
(see part 1 of 2 section 9.0 run # MeC-Ab-060726-12)

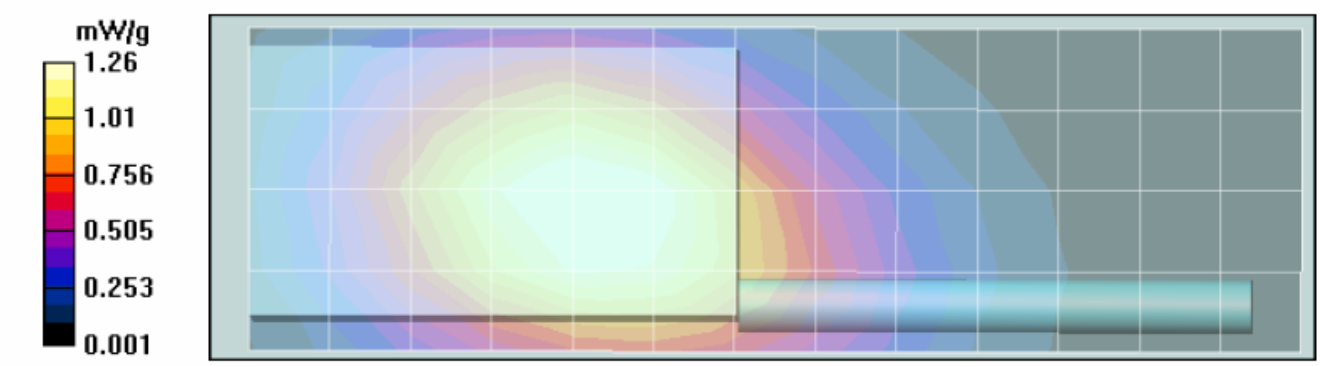

Highest SAR configurations

Motorola NE EME Laboratory
Test Date: 8/3/06
Run #: JsT-Rear-060803-04 Sim. Tissue Temp: 21.1 (C)
Model #: H94XAH6RR4AN/NWF0004A SN: 364VGGGJW5

Antenna: In TX Freq (MHz): 813.5125
Battery: SNN5759A w/ NTN2360XXX Start power: 0.656 W
Carry acc.: None Audio acc.: None

Comments: Full Scan; Touch
Probe: ET3DV6R - SN1545, Calibrated: 10/25/2005, ConvF(5.68, 5.68, 5.68)
Duty Cycle: 1:3, Medium: 815.5 MHz Head, Medium parameters used: f = 815.5 MHz; σ = 0.93 mho/m; εr = 43; ρ = 1000 kg/m3; Electronics: DAE3 Sn363, Calibrated: 5/17/2006
Right Ear - Touch position/7x7x7 Zoom Scan (7x7x7)/Cube 0: Measurement grid: dx=5mm, dy=5mm, dz=5mm; Reference Value = 28.2 V/m; Power Drift = -0.231 dB
Peak SAR (extrapolated) = 1.35 W/kg
SAR(1 g) = 0.977 mW/g; SAR(10 g) = 0.666 mW/g
Maximum value of SAR (measured) = 1.07 mW/g
Right Ear - Touch position/Area Scan (41x121x1): Measurement grid: dx=15mm, dy=15mm
Reference Value = 28.2 V/m; Power Drift = -0.231 dB
Motorola Fast SAR: SAR(1 g) = 0.974 mW/g; SAR(10 g) = 0.659 mW/g
Maximum value of SAR (interpolated) = 1.08 mW/g
Right Ear - Touch position/Z Scan (1x1x17): Measurement grid: dx=20mm, dy=20mm, dz=10mm

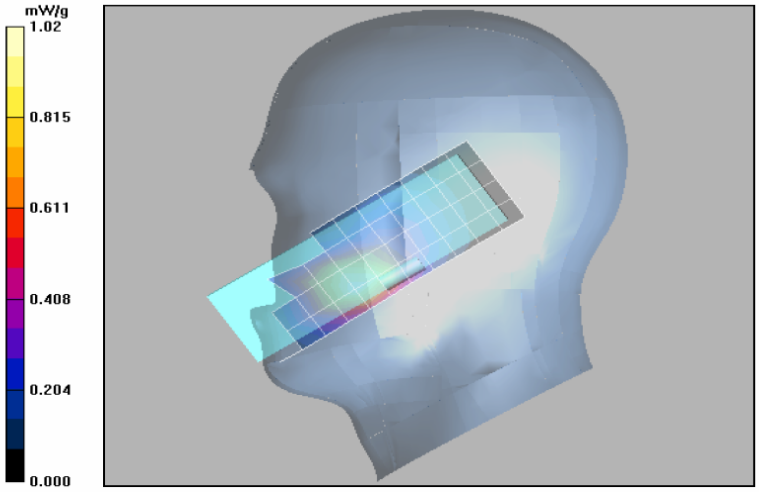

Motorola NE EME Laboratory
Test Date: 7/31/06
Run #: JsT-Rear-060731-06 Sim. Tissue Temp: 21.5 (C)
Model #: H94XAH6RR4AN/NWF0004A SN: 364VGGGJY8

Antenna: Out TX Freq (MHz): 901.98125
Battery: SNN5782B w/ NTN2359XXX Start power: 0.654 W
Carry acc.: None Audio acc.: None

Comments: Full Scan; Touch
Probe: ET3DV6R - SN1545, Calibrated: 10/25/2005, ConvF(5.68, 5.68, 5.68)
Duty Cycle: 1:3, Medium: 899 MHz Head, Medium parameters used: f = 899 MHz; σ = 1.01 mho/m; εr = 42.4; ρ = 1000 kg/m3; Electronics: DAE3 Sn363, Calibrated: 5/17/2006
Right Ear - Touch position/7x7x7 Zoom Scan (7x7x7)/Cube 0: Measurement grid: dx=5mm, dy=5mm, dz=5mm; Reference Value = 29.7 V/m; Power Drift = -0.392 dB
Peak SAR (extrapolated) = 1.71 W/kg
SAR(1 g) = 1.17 mW/g; SAR(10 g) = 0.772 mW/g
Maximum value of SAR (measured) = 1.29 mW/g
Right Ear - Touch position/Area Scan (41x131x1): Measurement grid: dx=15mm, dy=15mm
Reference Value = 29.7 V/m; Power Drift = -0.392 dB
Motorola Fast SAR: SAR(1 g) = 1.25 mW/g; SAR(10 g) = 0.819 mW/g
Maximum value of SAR (interpolated) = 1.36 mW/g
Right Ear - Touch position/Z Scan (1x1x17): Measurement grid: dx=20mm, dy=20mm, dz=10mm
Maximum value of SAR (measured) = 1.13 mW/g

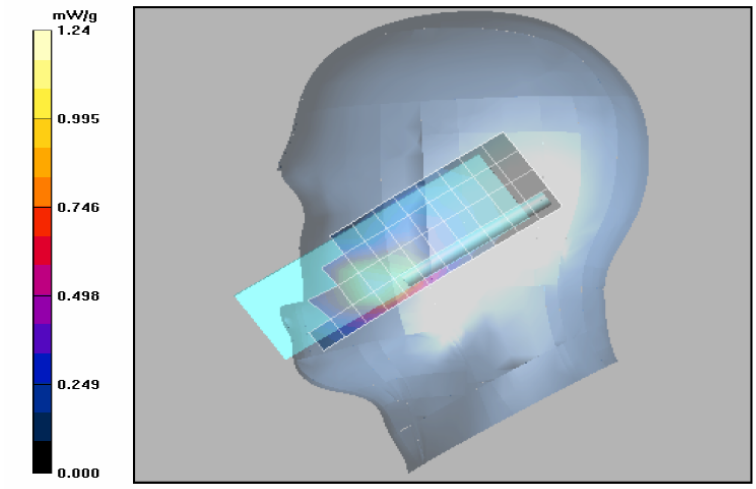

Motorola NE EME Laboratory
Test Date: 8/1/06
Run #: MeC-Rear-060801-10 Sim. Tissue Temp: 21.0 (C)
Model #: H94XAH6RR4AN/NWF1193A SN: 364VGGGFX0

Antenna: In TX Freq: 824.9875 MHz
Battery: SNN5782B/NTN2358AB Start power: 0.661 W
Carry acc.: None Audio/Data acc.: None

Comments: Touch FULL SCAN
Probe: ET3DV6R - SN1545, Calibrated: 10/25/2005, ConvF(5.68, 5.68, 5.68)
Duty Cycle: 1:3, Medium: 815.5 IEEE Head, Medium parameters used: f = 815.5 MHz; σ = 0.93 mho/m; εr = 43.1; ρ = 1000 kg/m3; Electronics: DAE3 Sn363, Calibrated: 5/17/2006
Right Ear - Touch position/7x7x7 Zoom Scan (7x7x7)/Cube 0: Measurement grid: dx=5mm, dy=5mm, dz=5mm; Reference Value = 34.3 V/m; Power Drift = -0.0172 dB
Peak SAR (extrapolated) = 1.83 W/kg
SAR(1 g) = 1.29 mW/g; SAR(10 g) = 0.849 mW/g
Maximum value of SAR (measured) = 1.41 mW/g
Right Ear - Touch position/Area Scan (41x121x1): Measurement grid: dx=15mm, dy=15mm
Reference Value = 34.3 V/m; Power Drift = -0.0172 dB
Motorola Fast SAR: SAR(1 g) = 1.23 mW/g; SAR(10 g) = 0.820 mW/g
Maximum value of SAR (interpolated) = 1.38 mW/g
Right Ear - Touch position/Z Scan (1x1x17): Measurement grid: dx=20mm, dy=20mm, dz=10mm
Maximum value of SAR (measured) = 1.24 mW/g

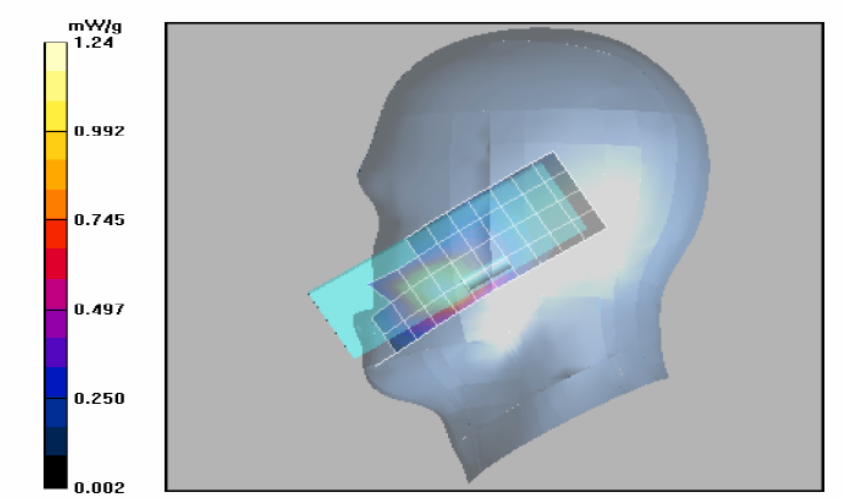

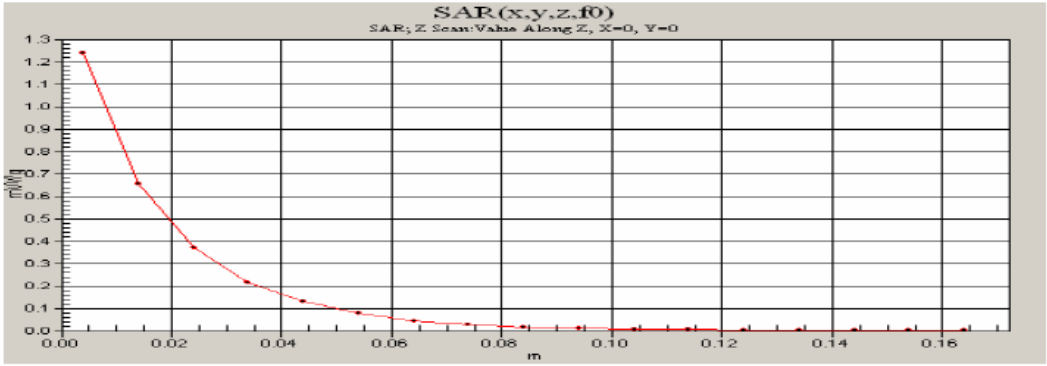

Motorola NE EME Laboratory
Test Date: 7/30/06
Run #: MeC-Face-060730-16 Sim. Tissue Temp: 21.3 (C)
Model #: H94XAH6RR4AN/NWF0004A SN: 364VGGGJY8

Antenna: In TX Freq (MHz): 902.525
Battery: SNN5782B w/ NTN2359XXX Start power: 0.921 W
Carry acc.: None Audio acc.: None

Comments: Flip closed; Radio front @ 2.5cm. FULL SCAN
Probe: ET3DV6R - SN1545, Calibrated: 10/25/2005, ConvF(5.68, 5.68, 5.68)
Duty Cycle: 1:1.05, Medium: 915 MHz Head, Medium parameters used: f = 915 MHz; σ = 1.02 mho/m; εr = 41.8; ρ = 1000 kg/m3; Electronics: DAE3 Sn363, Calibrated: 5/17/2006
Face Template/7x7x7 Zoom Scan (7x7x7)/Cube 0: Measurement grid: dx=5mm, dy=5mm, dz=5mm
Reference Value = 37.4 V/m; Power Drift = 0.0385 dB
Peak SAR (extrapolated) = 2.13 W/kg
SAR(1 g) = 1.53 mW/g; SAR(10 g) = 1.08 mW/g
Maximum value of SAR (measured) = 1.62 mW/g
Face Template/Area Scan (51x91x1): Measurement grid: dx=15mm, dy=15mm
Reference Value = 37.4 V/m; Power Drift = 0.0385 dB
Motorola Fast SAR: SAR(1 g) = 1.51 mW/g; SAR(10 g) = 1.07 mW/g
Maximum value of SAR (interpolated) = 1.60 mW/g
Face Template/Z Scan (1x1x17): Measurement grid: dx=20mm, dy=20mm, dz=10mm

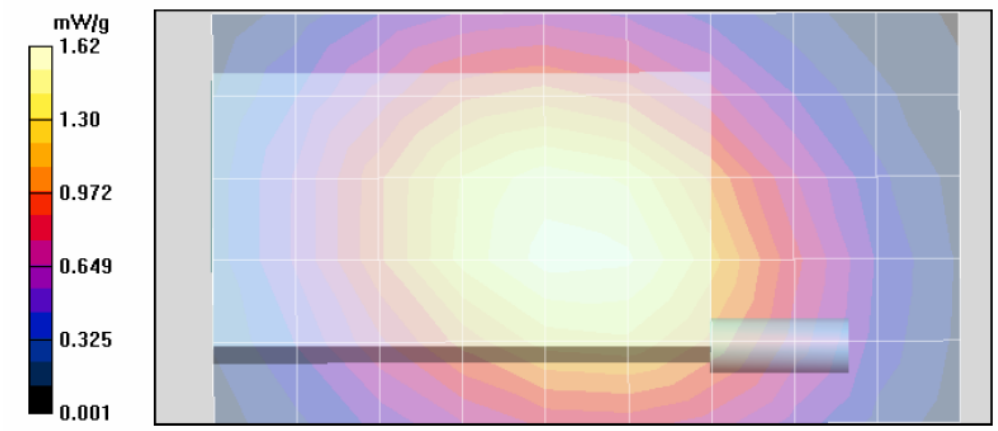

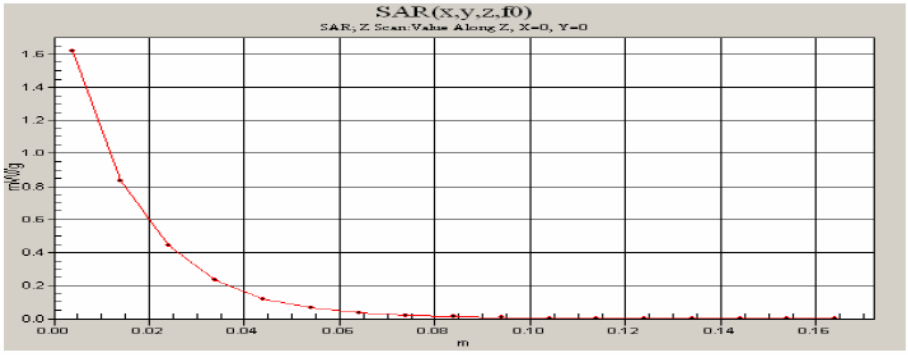

Motorola NE EME Laboratory
Test Date: 7/15/06
Run #: CM-Face-060715-12 Sim. Tissue Temp: 21.5 (C)
Model #: H94XAH6RR4AN/NWF0004A SN: 364VGGGJW5

Antenna: Out TX Freq (MHz): 813.5125
Battery: SNN5759A w/ NTN2360XXX Start power: 0.655 W
Carry acc.: None Audio acc.: None

Comments: Flip closed; Radio front @ 2.5cm.
Probe: ET3DV6R - SN1545, Calibrated: 10/25/2005, ConvF(5.68, 5.68, 5.68)
Duty Cycle: 1:6, Medium: 815.5 MHz Head, Medium parameters used: f = 815.5 MHz; σ = 0.93 mho/m; εr = 41.7; ρ = 1000 kg/m3; Electronics: DAE3 Sn363, Calibrated: 5/17/2006
Face Template/7x7x7 Zoom Scan (7x7x7)/Cube 0: Measurement grid: dx=5mm, dy=5mm, dz=5mm
Reference Value = 12.8 V/m; Power Drift = -0.152 dB
Peak SAR (extrapolated) = 0.210 W/kg
SAR(1 g) = 0.150 mW/g; SAR(10 g) = 0.109 mW/g
Maximum value of SAR (measured) = 0.165 mW/g
Face Template/Area Scan (41x131x1): Measurement grid: dx=15mm, dy=15mm
Reference Value = 12.8 V/m; Power Drift = -0.152 dB
Motorola Fast SAR: SAR(1 g) = 0.151 mW/g; SAR(10 g) = 0.108 mW/g
Maximum value of SAR (interpolated) = 0.160 mW/g
Face Template/Z Scan (1x1x17): Measurement grid: dx=20mm, dy=20mm, dz=10mm

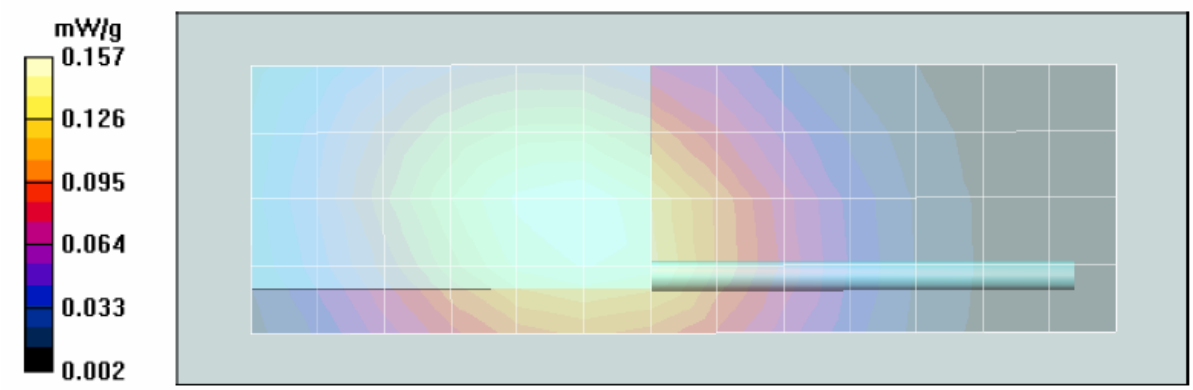

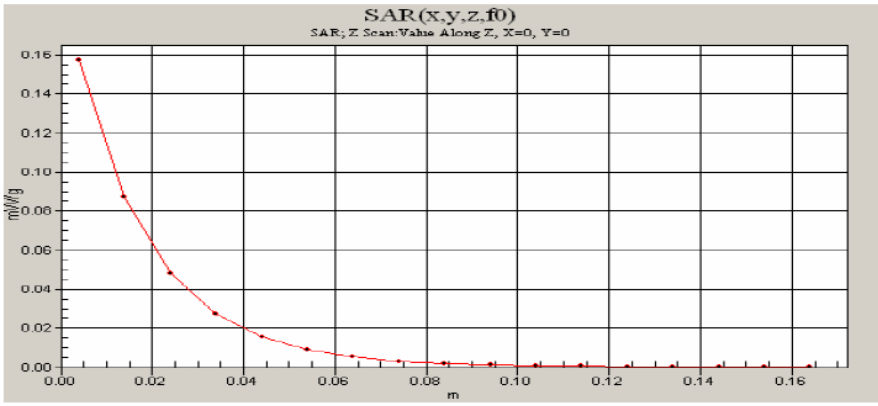

Motorola NE EME Laboratory
Test Date: 7/30/06
Run #: MeC-AB-060730-02 Sim. Tissue Temp: 21.4 (C)
Model #: H94XAH6RR4AN/NWF0004A SN: 364VGGGJW5

Antenna: OUT TX Freq (MHz): 806.0125
Battery: SNN5782B w/ NTN2359XXX Start power: 0.626 W
Carry acc.: NNTN6785A Audio acc.: None

Comments: FULL SCAN
Probe: ET3DV6R - SN1545, Calibrated: 10/25/2005, ConvF(5.57, 5.57, 5.57)
Duty Cycle: 1:1.33, Medium: 815.5 MHz Body, Medium parameters used: f = 815.5 MHz; σ = 0.96 mho/m; εr = 53.5; ρ = 1000 kg/m3; Electronics: DAE3 Sn363, Calibrated: 5/17/2006
AB Template/7x7x7 Zoom Scan (7x7x7)/Cube 0: Measurement grid: dx=5mm, dy=5mm, dz=5mm
Reference Value = 32.1 V/m; Power Drift = -0.809 dB
Peak SAR (extrapolated) = 1.05 W/kg
SAR(1 g) = 0.845 mW/g; SAR(10 g) = 0.626 mW/g
Maximum value of SAR (measured) = 0.912 mW/g
AB Template/Area Scan (41x131x1): Measurement grid: dx=15mm, dy=15mm
Reference Value = 32.1 V/m; Power Drift = -0.809 dB
Motorola Fast SAR: SAR(1 g) = 0.945 mW/g; SAR(10 g) = 0.662 mW/g
Maximum value of SAR (interpolated) = 1.00 mW/g
AB Template/Z Scan (1x1x17): Measurement grid: dx=20mm, dy=20mm, dz=10mm
Maximum value of SAR (measured) = 0.875 mW/g

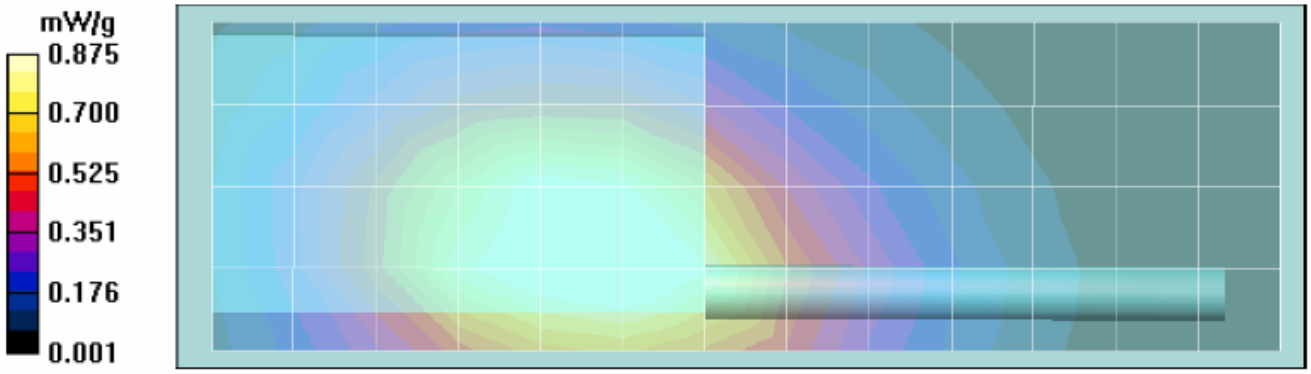

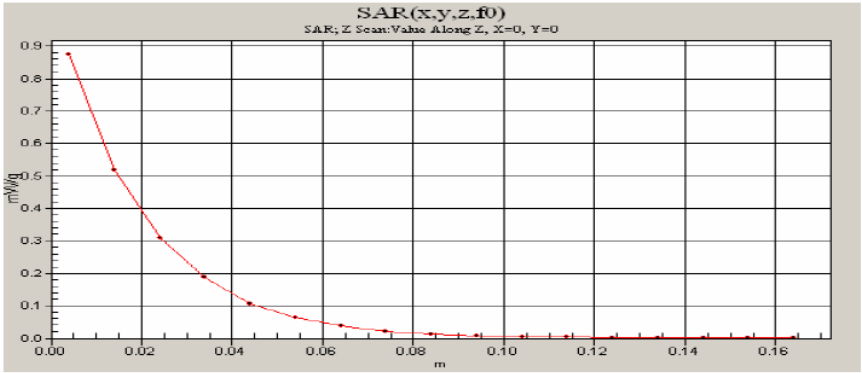

Motorola NE EME Laboratory
Test Date: 7/26/06
Run #: MeC-Ab-060726-12 Sim. Tissue Temp: 21.3 (C)
Model #: H94XAH6RR4AN/NWF0004A SN: 364VGGGJW5

Antenna: Out TX Freq (MHz): 899.66875
Battery: SNN5782B w/ NTN2359XXX Start power: 0.618 W
Carry acc.: NNTN6785A Audio acc.: None

Comments: Bluetooth On; FULL SCAN
Probe: ET3DV6R - SN1545, Calibrated: 10/25/2005, ConvF(5.57, 5.57, 5.57)
Duty Cycle: 1:1.33, Medium: 899 MHz Body, Medium parameters used: f = 899 MHz; σ = 1.05 mho/m; εr = 52.7; ρ = 1000 kg/m3; Electronics: DAE3 Sn363, Calibrated: 5/17/2006
Ab Template/7x7x7 Zoom Scan (7x7x7)/Cube 0: Measurement grid: dx=5mm, dy=5mm, dz=5mm
Reference Value = 33.8 V/m; Power Drift = -1.15 dB
Peak SAR (extrapolated) = 1.42 W/kg
SAR(1 g) = 1.11 mW/g; SAR(10 g) = 0.816 mW/g
Maximum value of SAR (measured) = 1.18 mW/g
Ab Template/Area Scan (41x131x1): Measurement grid: dx=15mm, dy=15mm
Reference Value = 33.8 V/m; Power Drift = -1.15 dB
Motorola Fast SAR: SAR(1 g) = 1.33 mW/g; SAR(10 g) = 0.923 mW/g
Maximum value of SAR (interpolated) = 1.42 mW/g
Ab Template/Z Scan (1x1x17): Measurement grid: dx=20mm, dy=20mm, dz=10mm
Maximum value of SAR (measured) = 1.03 mW/g

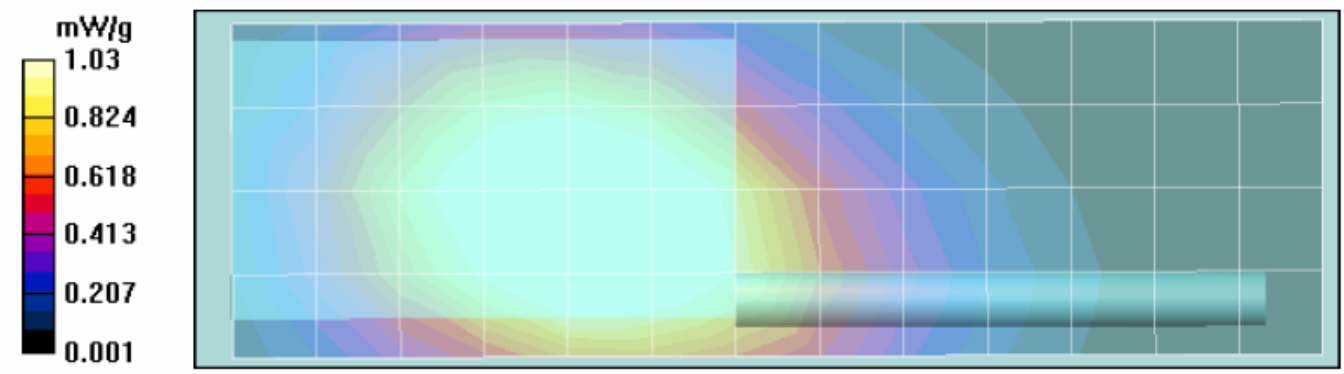

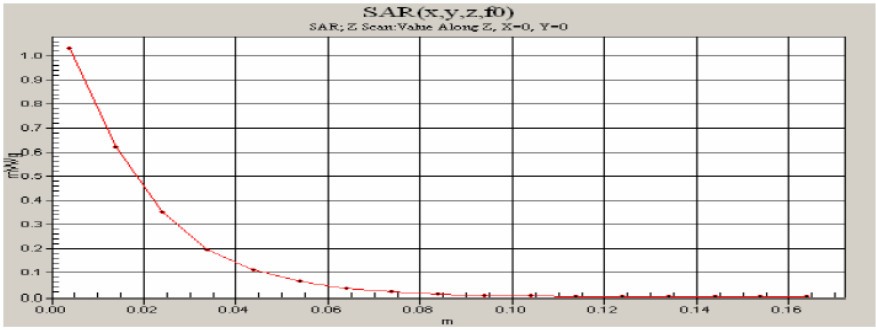

Motorola NE EME Laboratory
Test Date: 7/20/06
Run #: MeC-Ab-060720-10 Sim. Tissue Temp: 20.8 (C)
Model #: H94XAH6RR4AN/NWF0004A SN: 364VGGGJW5

Antenna: IN TX Freq (MHz): 902.525
Battery: SNN5782B w/ NTN2359XXX Start power: 0.911 W
Carry acc.: NNTN4747A Audio acc.: NNTN5752A

Comments: FULL SCAN
Probe: ET3DV6R - SN1545, Calibrated: 10/25/2005, ConvF(5.57, 5.57, 5.57)
Duty Cycle: 1:1.05, Medium: 915 MHz FCC Body, Medium parameters used: f = 915 MHz; σ = 1.06 mho/m; εr = 53; ρ = 1000 kg/m3; Electronics: DAE3 Sn363, Calibrated: 5/17/2006
Ab Template/7x7x7 Zoom Scan (7x7x7)/Cube 0: Measurement grid: dx=5mm, dy=5mm, dz=5mm
Reference Value = 48.3 V/m; Power Drift = -0.130 dB
Peak SAR (extrapolated) = 3.33 W/kg
SAR(1 g) = 2.58 mW/g; SAR(10 g) = 1.84 mW/g
Maximum value of SAR (measured) = 2.74 mW/g
Ab Template/Area Scan (41x81x1): Measurement grid: dx=15mm, dy=15mm
Reference Value = 48.3 V/m; Power Drift = -0.130 dB
Motorola Fast SAR: SAR(1 g) = 2.58 mW/g; SAR(10 g) = 1.79 mW/g
Maximum value of SAR (interpolated) = 2.74 mW/g
Ab Template/Z Scan (1x1x17): Measurement grid: dx=20mm, dy=20mm, dz=10mm
Maximum value of SAR (measured) = 2.77 mW/g

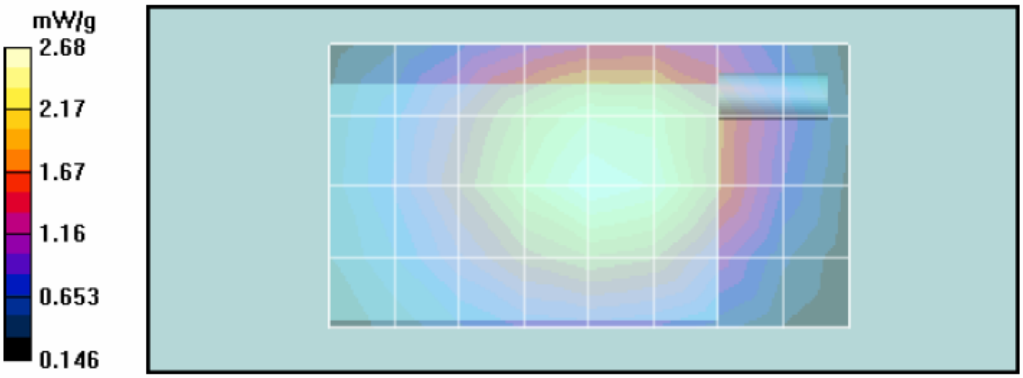

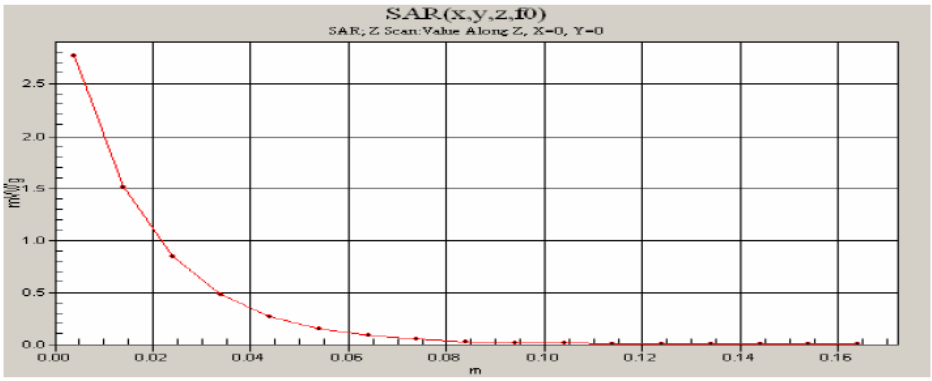

Motorola NE EME Laboratory
Test Date: 8/10/06
Run #: MeC-Ab-060810-03 Sim. Tissue Temp: 21.3 (C)
Model #: H94XAH6RR4AN/NWF0004A SN: 364VGGGJWM

Antenna: Out TX Freq (MHz): 899.66875
Battery: SNN5782B w/ NTN2359XXX Start power: 0.609 W
Carry acc.: NNTN6785A Audio acc.: None

Comments: Bluetooth On; FULL SCAN
Probe: ET3DV6R - SN1545, Calibrated: 10/25/2005, ConvF(5.57, 5.57, 5.57)
Duty Cycle: 1:1.33, Medium: 899 MHz Body, Medium parameters used: f = 899 MHz; σ = 1.04 mho/m; εr = 53.1; ρ = 1000 kg/m3; Electronics: DAE3 Sn363, Calibrated: 5/17/2006
Ab Template/7x7x7 Zoom Scan (7x7x7)/Cube 0: Measurement grid: dx=5mm, dy=5mm, dz=5mm
Reference Value = 35.0 V/m; Power Drift = -1.42 dB
Peak SAR (extrapolated) = 1.38 W/kg
SAR(1 g) = 1.08 mW/g; SAR(10 g) = 0.777 mW/g
Maximum value of SAR (measured) = 1.16 mW/g
Ab Template/Area Scan (41x131x1): Measurement grid: dx=15mm, dy=15mm
Reference Value = 35.0 V/m; Power Drift = -1.42 dB
Motorola Fast SAR: SAR(1 g) = 1.25 mW/g; SAR(10 g) = 0.877 mW/g
Maximum value of SAR (interpolated) = 1.33 mW/g
Ab Template/Z Scan (1x1x17): Measurement grid: dx=20mm, dy=20mm, dz=10mm
Maximum value of SAR (measured) = 1.08 mW/g

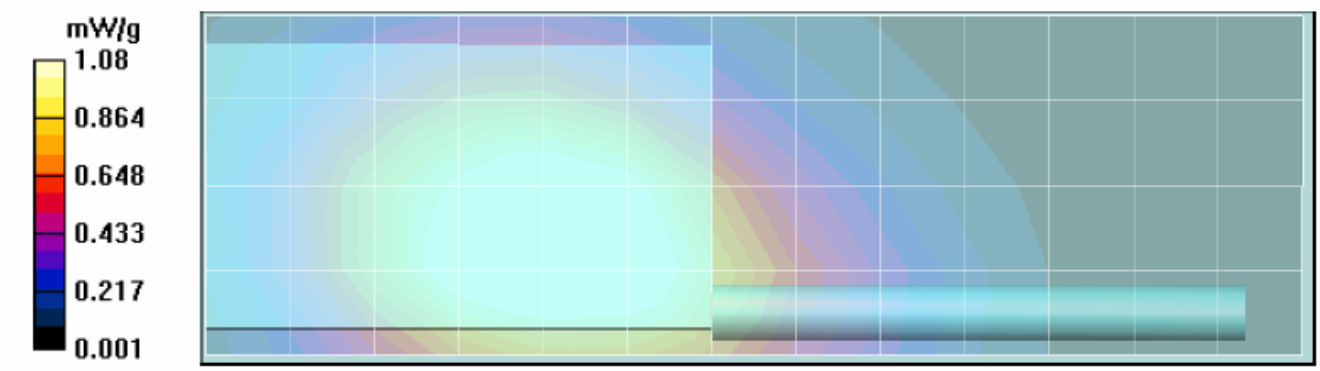

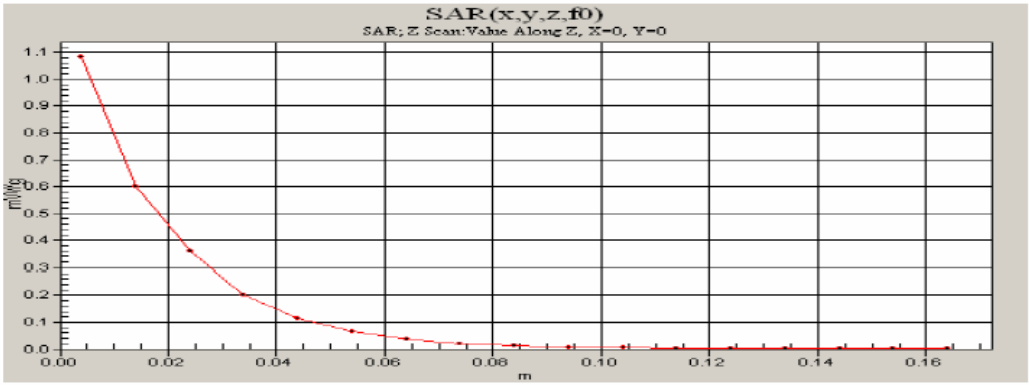

APPENDIX F
DUT Supplementary Data (Power slump)

Power Slump Data for i880 Dolphin Proto H94XAH6RR4AN/NWF0004A

Serial # 364VGGGJW5, Battery SNN5782B,
WiDen 75% 900MHz Frequency 899.66875 MHz
with BT ON; Antenna Out

MINUTE POWER (WATTS)

Start (0)	0.622
1	0.622
2	0.623
3	0.617
4	0.595
5	0.569
6	0.556
7	0.543
8	0.53
9	0.528
10	0.523
11	0.518
12	0.51
13	0.51
14	0.506
15	0.498
16	0.498
17	0.497
18	0.497
19	0.495
20	0.485
21	0.485
22	0.473
23	0.473
24	0.466
25	0.466
26	0.454
27	0.453
28	0.441
29	0.441
30	0.438
31	0.437
32	0.439
33	0.429
34	0.432
35	0.435
36	0.424
37	0.424
38	0.424
39	0.412
40	0.412

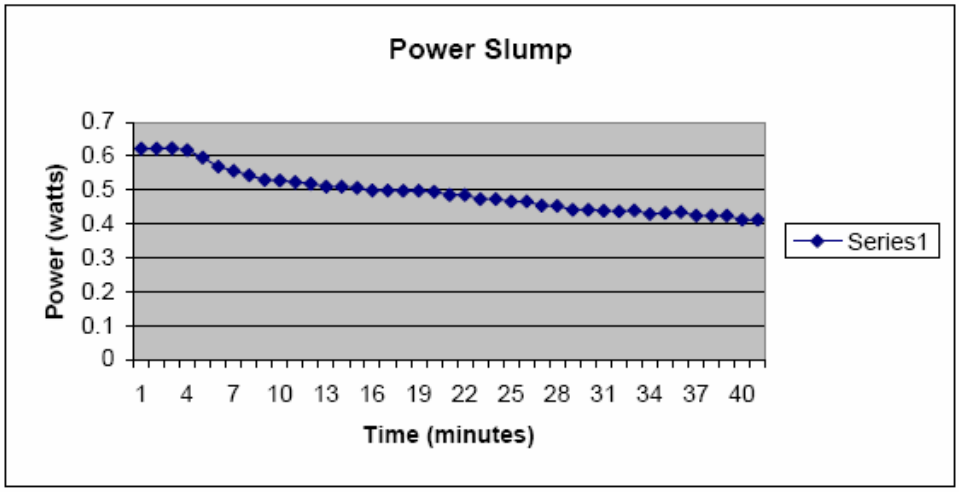

Power Slump Data for i885 Zuma Proto H94XAH6RR4AN/NWF1193A

Serial # 364VGGGFX0; Battery SNN5782B; iDen 1:3 Mode;
Frequency 824.9875 MHz; Antenna In

MINUTES	POWER (WATTS)
Start (0)	0.662
1	0.662
2	0.662
3	0.663
4	0.664
5	0.664
6	0.663
7	0.664
8	0.664
9	0.665
10	0.665
11	0.665
12	0.665
13	0.665
14	0.665
15	0.665
16	0.665
17	0.665
18	0.650
19	0.648
20	0.649
21	0.648
22	0.648
23	0.649
24	0.633
25	0.633
26	0.632
27	0.632
28	0.632
29	0.632
30	0.630
31	0.621
32	0.621
33	0.621
34	0.622
35	0.622
36	0.622
37	0.622
38	0.622
39	0.619
40	0.613

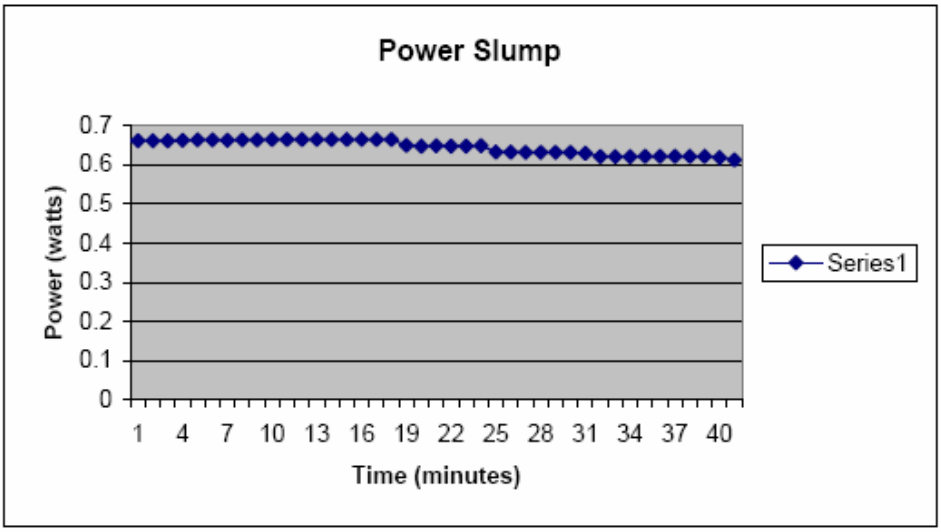

Appendix G
DUT Test Position Photos

Figure 1: Highest SAR Test Position (Body)
DUT w/ offered holster kit # NNTN6785A against the phantom
(same position used for all applicable audio/data accessories and for ant retracted)

Figure 2: Highest SAR Test Position (Face)
DUT flip closed w/ front side separated 2.5cm from the phantom
(same position used for antenna extended)



Figure 3: Highest SAR Test Position (Head)
DUT at the right ear in cheek touch position.
(same position used for antenna extended)



Figure 4: Body Assessment
DUT w/ offered belt clip kit # NNTN4747A against the phantom
(same position used for all applicable audio/data accessories and for ant extended)

Figure 5: Body Assessment
DUT w/ back side separated 2.5cm from the phantom.
(same position used for antenna retracted)

Figure 6: Body Assessment
DUT w/ front side separated 2.5cm from the phantom.
(same position used for antenna retracted)

Figure 7: Face Assessment
DUT Flip closed w/ front side separated 2.5cm from the phantom.
(same position used for antenna extended)



Figure 8: Face Assessment
DUT Flip opened w/ front side separated 2.5cm from the phantom.
(same position used for antenna retracted)

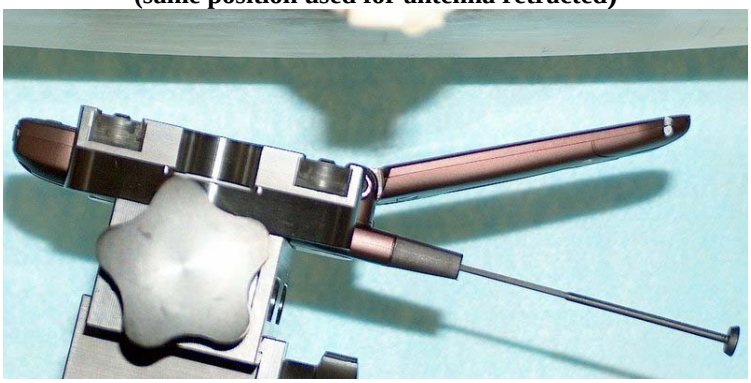

Figure 9: Assessment at the Head
DUT at the right ear in tilt position.
(same position used for antenna retracted)

Figure 10: Assessment at the Head
DUT at the left ear in cheek touch position.
(same position used for antenna retracted)



Figure 9: Assessment at the Head
DUT at the left ear in tilt position.
(same position used for antenna extended)

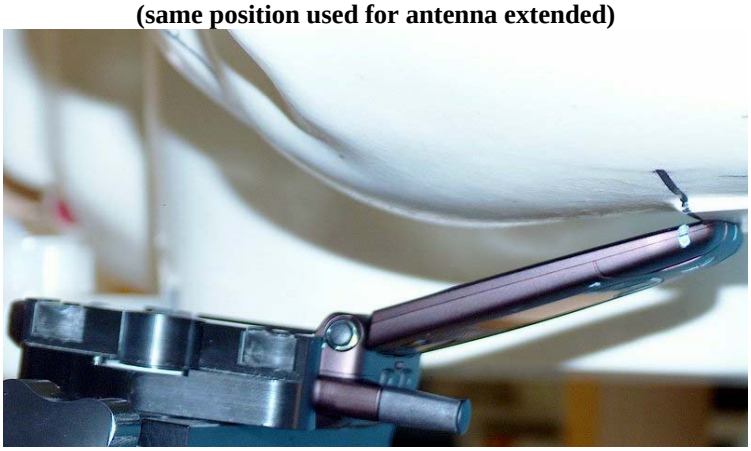

Appendix H
DUT and Body worn Accessory Photos

The purpose of this appendix is to illustrate the offered body-worn carry accessory(ies). The sample(s) used in the following photos represents the product used to obtain the results presented herein.

Photo 1 (i880).
Model NNTN6785A
Front View



Photo 2 (i880).
Model NNTN6785A
Back View

Photo 3 (i880).
Model NNTN6785A
Side View

Photo 4 (i885).
Model NNTN4747A
Front View

Photo 5 (i885).
Model NNTN4747A
Back View

Photo 6 (i885).
Model NNTN4747A
Side View

Appendix I

DUT Antenna Separation Distances and Offered Accessory Test Status

The following table(s) summarizes the separation distances and test status for each of the applicable body-worn accessory(ies) and attachments:

Carry Case Models	Tested ?	Min. Separation distances between DUT antenna and phantom surface. (mm)	Comments
NNTN6785A	Yes	31-37	Applicable to i880 model only
NNTN4747A	Yes	22-27	Applicable to i880 & i885 models

Audio Acc. Models	Tested ?	Separation distances between DUT antenna and phantom surface. (mm)	Comments
NNTN5330A	Yes	NA	NA
NNTN5004A	Yes	NA	NA
NNTN5005A	Yes	NA	NA
NNTN5006A	Yes	NA	NA
NNTN5751A	Yes	NA	NA
NNTN5752A	Yes	NA	NA
NNTN5211A	Yes	NA	NA
NNTN6312A	Yes	NA	NA
NNTN5774A	Yes	NA	NA

Data cable Models	Tested ?	Separation distances between DUT antenna and phantom surface. (mm)	Comments
NNTN5405A	Yes	NA	NA
NNTN5406A	Yes	NA	NA
NTN2074A	Yes	NA	Includes NNTN5491A and NNTN5863A keyboard/adaptor

Other attachment models	Tested ?	Separation distances between DUT antenna and phantom surface. (mm)	Comments
NTN2359XXX	Yes	NA	Battery cover; Tested with high performance battery
NTN2360XXX	Yes	NA	Battery cover; Tested with maximum capacity battery
NNTN6365A	No	NA	Optional adaptor for Stereo headsets.