Internal Photographs

The following photographs are attached.	Exhibit
1. RF board with Shields (Top).	9A
2. RF board without Shields (Top).	9B
3. RF board with Shields (Bottom).	9C
4. RF board without Shields (Bottom).	9D
5. RF board with chassis and housing (front side)	9E
6. Chassis and Housing (back side)	9F
7. Keypad board (Top)	9G
8. Keypad board (Bottom).	9H
9. Interface Board (Top)	9I
10. Interface Board (Bottom)	9J
11. GOB board with Shields (Top).	9K
10. GOB board without Shields (Top).	9L
11. GOB board (Bottom).	9M
12. Exploded View of FKP radio	9N
13. Exploded View of NKP radio	9O

Exhibits 9A

RF board with Shields (Top)

Exhibit 9B



RF board without Shields (Top)

Exhibit 9C



RF board with Shields (Bottom)

Exhibit 9D

RF board without Shields (Bottom)

Exhibit 9E

RF board with chassis and housing (front side)

Exhibit 9F

Chassis and Housing (back side)

Exhibit 9G



Keypad board (Top)

Exhibit 9H

Keypad board (Bottom)

Exhibit 9I



Interface board (Top) with and without Poron Pad

Exhibit 9J



Interface board (Bottom)

Exhibit 9K

GOB board with Shields (Top)

Exhibit 9L



GOB board without shields (Top)

Exhibit 9M

GOB board (Bottom)

Exhibit 9N

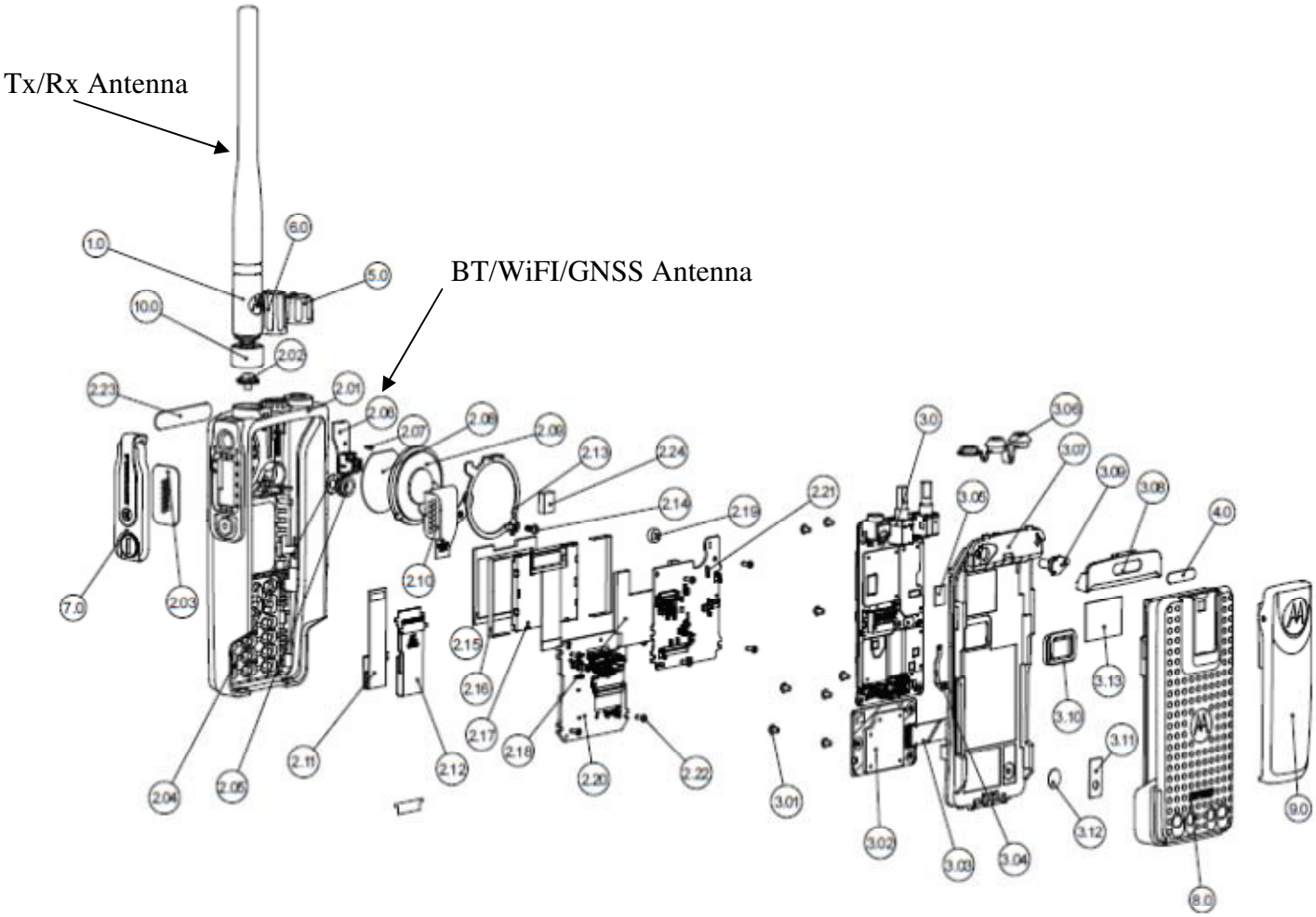

Exploded View of FKP Radio

Exhibit 9O

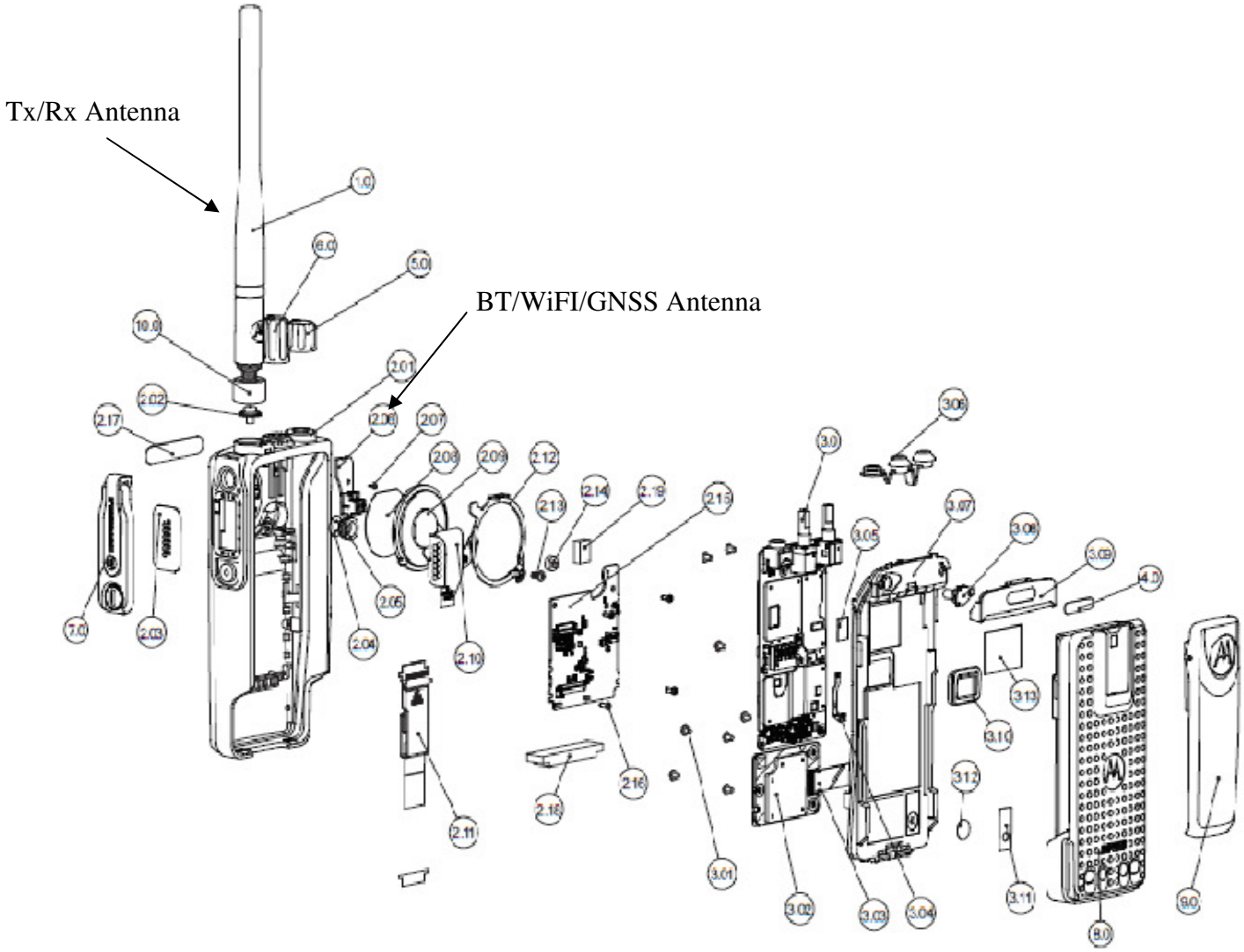

Exploded View of NKP Radio