MOTOROLA SOLUTIONS

TESTING CERT # 2518.01

DECLARATION OF COMPLIANCE SAR ASSESSMENT Part 4 of 6

Motorola Solutions Inc. **EME Test Laboratory** 8000 West Sunrise Blvd Fort Lauderdale, FL. 33322	**Date of Report:** 04/15/2016 **Report Revision:** B

Responsible Engineer:	Stephen C. Whalen (Principal Staff Engineer/Manager)
Report Author:	Stephen C. Whalen (Principal Staff Engineer/Manager) Mac Elliott (Principle Staff Engineer) Jessica Zada (EME Engineer)
Date/s Tested:	LTE - 08/14/2015-08/26/2015, 09/16/2015 - 09/21/2015; GSM – 07/09/2015-07/15/2015 & 07/20/2015-07/22/2015; WCDMA – 07/16/2015, 07/17/2015, 07/20/2015-07/22/2015 & 08/26/2015-08/28/2015; WLAN – 07/29/2015-08/06/2015 & 09/17/2015-09/21/2015, 10/20/2015 & 11/07/2015-11/09/2015
Manufacturer:	Motorola Solutions Inc.
DUT Description:	Mission Critical Handheld Portable
Test TX mode(s):	GSM/GPRS, WCDMA, WLAN and LTE
Max. Power output:	Refer to Part 1 Table 3
Nominal Power:	Refer to Part 1, Table 3
Tx Frequency Bands:	GSM: B2, B3, B5 & B8; WCDMA: B1, B2, B4, B5 & B8; WLAN: 2.4GHz / 5GHz; LTE; B3, B4, B5, B7, B8, B20, B26 & B28 & BT
Signaling type:	TDMA, CDMA, LTE, DSSS, OFDM & FHSS
Model(s) Tested:	LEX L10i
Model(s) Certified:	LEX L10i
Serial Number(s):	171PRQ0394, 171PRJ0703 & 171PRL0854
Classification:	General Population/Uncontrolled
FCC ID:	AZ489FT7078; GSM (B2 & B5), WCDMA (B2, B4 & B5), LTE (B4, B5, B7, B26) WLAN & BT - This report contains results that are immaterial for FCC equipment approval, which are clearly identified.

The test results clearly demonstrate compliance with FCC General Population/Uncontrolled RF Exposure limits of 1.6 W/kg averaged over 1 gram per the requirements of 47 CFR 2.1093(d). The 10 grams result is not applicable to FCC filing. The test results clearly demonstrate compliance with ICNIRP (1998) Guidelines for limiting exposure in time-varying electric, magnetic, and electromagnetic fields (up to 300 GHz), Health Physics 74, 494-522 RF Exposure limits of 2.0 W/kg averaged over 10grams of contiguous tissue.

Based on the information and the testing results provided herein, the undersigned certifies that when used as stated in the operating instructions supplied, said product complies with the national and international reference standards and guidelines listed in section 4.0 of this report. This report shall not be reproduced without written approval from an officially designated representative of the Motorola Solutions Inc EME Laboratory.
I attest to the accuracy of the data and assume full responsibility for the completeness of these measurements. This reporting format is consistent with the suggested guidelines of the TIA TSB-150 December 2004. The results and statements contained in this report pertain only to the device(s) evaluated.

Deanna Zakharia

Digitally signed by Deanna Zakharia
DN: cn=Deanna Zakharia, o=Motorola Solutions, ou=Regulatory Compliance Lab, email=edc015@motorolasolutions.com, c=US
Date: 2016.04.18 15:15:16 -04'00'

Deanna Zakharia
EMS EME Lab Senior Resource Manager,
Laboratory Director
Approval Date: 4/18/2016

Certification Date: 11/30/2015

Certification No.: L1151175P

Appendix F
GSM (850, 900, 1800 & 1900MHz) Testing

This appendix includes the following SAR Measurement System Validation, System Verification, Tissue results and DUT Test Methodology / DUT Test Data / System Performance Scans / DUT Scans for model LEX10I.

F.1 SAR Measurement System Validation and Verification

Probe and dipole calibration certificates are included in appendices B & C respectively.

F.1.1 System Validation

The SAR measurement system was validated according to procedures in KDB 865664. The validation status summary Table is below.

Table F.1

Dates	Probe Calibration Point		Probe SN	Measured Tissue Parameters		Validation		
				σ	ϵ_r	Sensitivity	Linearity	Isotropy
CW								
11/13/2014	Body	900	3301	1.07	55.0	Pass	Pass	Pass
11/13/2014	Head			1.00	40.5	Pass	Pass	Pass
05/27/2015	Body	1800		1.47	54.5	Pass	Pass	Pass
05/27/2015	Head			1.34	42.0	Pass	Pass	Pass
05/27/2015	Body	1900		1.58	53.9	Pass	Pass	Pass
05/27/2015	Head			1.45	41.4	Pass	Pass	Pass
TDMA								
11/14/2014	Body	900	3301	1.06	54.5	Pass	Pass	Pass
11/14/2014	Head			0.99	40.5	Pass	Pass	Pass
11/19/2014	Body	1800		1.58	55.3	Pass	Pass	Pass
11/19/2014	Head			1.33	39.7	Pass	Pass	Pass
11/19/2014	Body	1900		1.52	51.3	Pass	Pass	Pass
11/19/2014	Head			1.43	39.2	Pass	Pass	Pass

F.1.2 System Verification

System verification checks were conducted each day during the SAR assessment. The results are normalized to 1W. Appendix F.9 includes DASY plots for each day during the SAR assessment. The Table below summarizes the daily system check results used for the SAR assessment.

Table F.2

Probe Serial #	Tissue Type	Dipole Kit / Serial #	Ref SAR @ 1W (W/kg)	System Check Results Measured (W/kg)	System Check Test Results when normalized to 1W (W/kg)	Tested Date
3301	FCC Body	SPEAG D900V2 / 085	10.40 +/- 10%	2.62	10.48	07/09/2015
				2.62	10.48	07/10/2015
				2.60	10.40	07/13/2015
				2.59	10.36	07/20/2015

Table F.2 Cont.

Probe Serial #	Tissue Type	Dipole Kit / Serial #	Ref SAR @ 1W (W/kg)	System Check Results Measured (W/kg)	System Check Test Results when normalized to 1W (W/kg)	Tested Date
3301	IEEE/IEC Head	SPEAG D900V2 / 085	10.40 +/- 10%	2.60	10.40	07/10/2015
				2.59	10.36	07/13/2015
				2.56	10.24	07/20/2015
	FCC Body	SPEAG D1800V2 / 278	38.50 +/- 10%	3.56	35.60	07/13/2015
				4.04	40.40	07/14/2015
				3.99	39.90	07/15/2015
				3.87	38.70	07/22/2015
	IEEE/IEC Head		38.60 +/- 10%	3.98	39.80	07/14/2015
				4.09	40.30	07/22/2015
	FCC Body	SPEAG D1900V2 / 521	39.90 +/- 10%	3.88	38.80	07/21/2015
	IEEE/IEC Head		40.50 +/- 10%	4.27	42.70	07/15/2015
				3.95	39.50	07/21/2015

F.1.3 Equivalent Tissue Test Results

Simulated tissue prepared for SAR measurements are measured daily and within 24 hours of SAR testing to verify that the tissue is within +/- 5% of target parameters for each tested channel. This measurement is done using the applicable equipment indicated in section 9.0. The table below summarizes the measured tissue parameters used for the SAR assessment.

Table F.3

Frequency (MHz)	Tissue Type	Conductivity Target (S/m)	Dielectric Constant Target	Conductivity Meas. (S/m)	Dielectric Constant Meas.	Tested Date
824.4	FCC Body	0.97 (0.92-1.02)	55.2 (52.5-58.0)	0.95	53.9	07/13/2015
				0.96	53.4	07/20/2015
836.4	FCC Body	0.97 (0.92-1.02)	55.2 (52.4-58.0)	0.97	54.0	07/10/2015
				0.96	53.8	07/13/2015
				0.97	53.3	07/20/2015
	IEEE/IEC Head	0.90 (0.86-0.95)	41.5 (39.4-43.6)	0.92	40.4	07/10/2015
				0.92	40.7	07/13/2015
				0.91	40.7	07/20/2015
897.6	FCC Body	1.05 (1.00-1.10)	55.0 (52.3-57.8)	1.04	52.9	07/09/2015
				1.02	53.2	07/13/2015
				1.03	52.7	07/20/2015
	IEEE/IEC Head	0.97 (0.92-1.02)	41.5 (39.4-43.6)	0.97	39.7	07/10/2015
				0.97	39.9	07/20/2015
900	FCC Body	1.05 (1.00-1.10)	55.0 (52.3-57.8)	1.04	52.9	07/09/2015
				1.03	53.5	07/10/2015
				1.02	53.2	07/13/2015
				1.03	52.7	07/20/2015
	IEEE/IEC Head	0.97 (0.92-1.02)	41.5 (39.4-43.6)	0.98	39.6	07/10/2015
				0.98	40.0	07/13/2015
				0.97	39.9	07/20/2015

Table F.3 Cont.

Frequency (MHz)	Tissue Type	Conductivity Target (S/m)	Dielectric Constant Target	Conductivity Meas. (S/m)	Dielectric Constant Meas.	Tested Date
1747.8	FCC Body	1.49 (1.41-1.56)	53.4 (50.8-56.1)	1.49	55.1	07/13/2015
				1.49	55.0	07/14/2015
				1.41	51.8	07/22/2015
	IEEE/IEC Head	1.37 (1.30-1.44)	40.1 (38.1-42.1)	1.35	39.2	07/14/2015
				1.40	42.0	07/22/2015
1800	FCC Body	1.52 (1.44-1.60)	53.3 (50.6-56.0)	1.56	54.8	07/13/2015
				1.55	54.7	07/14/2015
				1.47	55.9	07/15/2015
				1.48	51.6	07/22/2015
	IEEE/IEC Head	1.40 (1.33-1.47)	40.0 (38.0-42.0)	1.41	38.8	07/14/2015
				1.46	41.7	07/22/2015
1880	FCC Body	1.52 (1.44-1.60)	53.3 (50.6-56.0)	1.57	55.4	07/15/2015
				1.55	54.1	07/21/2015
	IEEE/IEC Head	1.40 (1.33-1.47)	40.0 (38.0-42.0)	1.34	40.7	07/15/2015
				1.33	39.6	07/21/2015
1900	FCC Body	1.52 (1.44-1.60)	53.3 (50.6-56.0)	1.58	54.1	07/21/2015
	IEEE/IEC Head	1.40 (1.33-1.47)	40.0 (38.0-42.0)	1.36	40.6	07/15/2015
				1.35	39.5	07/21/2015

F.2 DUT Test Setup and Methodology

F.2.1 Measurements

A base station emulator was used to configure the DUT using GSM/GPRS/Edge per KDB 941225. DUT does not support DTM.

F.2.2 DUT Configuration(s)

The DUT is a portable device operational as described in section 6.0. This appendix is specific to GSM 850, 900, 1800 & 1900 MHz testing at the body, hotspot, and head using the offered accessories. The device is placed in the test positions as described below. Appendix D illustrates the DUT and offered accessories.

F.2.3 DUT Positioning Procedures

The positioning of the device for each body location is described below and illustrated in Appendix D.

Body

The DUT was positioned in normal use configuration against the phantom with the offered body worn accessory.

Hot Spot

The DUT was positioned with its front, back, and edges of the device with transmitting antennas within 2.5cm from the edge separated 1.0 cm from the phantom. The DUT was also tested along the edge containing the WLAN / BT antenna if the transmitting antenna was not within 2.5cm from that edge.

Head

The DUT was placed against the right and left heads of the SAM phantom in the cheek touch and tilt positions.

F.3 Assessments at GSM B2 (824.2 – 848.8 MHz)

F.3.1 Output Power Data

These power measurements were used to determine the necessary modes for SAR testing according to KDB 941225.

Table F.4

Band	**GSM 850**		
Channel	**129**	**189**	**249**
Frequency (MHz)	**824.4**	**836.4**	**848.4**
Maximum Burst-Averaged Output Power			
GSM (GMSK, 1 slot)	32.82	32.97	32.80
GPRS 8 (GMSK, 1 slot)	32.87	32.98	32.81
GPRS 10 (GMSK, 2 slot)	31.34	31.23	31.30
GPRS 11 (GMSK, 3 slot)	28.74	28.79	28.81
GPRS 12 (GMSK, 4 slot)	27.17	27.16	27.09
EDGE 8 (GMSK, 1 slot)	32.84	32.96	32.82
EDGE 10 (GMSK, 2 slot)	31.32	31.21	31.28
EDGE 11 (GMSK, 3 slot)	28.72	28.77	28.79
EDGE 12 (GMSK, 4 slot)	27.15	27.14	27.17
EDGE 8 (8-PSK, 1 slot)	27.11	27.27	27.23
EDGE 10 (8-PSK, 2 slot)	25.15	25.20	25.05
EDGE 11 (8-PSK, 3 slot)	22.94	23.00	22.91
EDGE 12 (8-PSK, 4 slot)	21.17	21.42	21.55
Maximum Frame-Averaged Output Power			
GSM (GMSK, 1 slot)	23.79	23.94	23.77
GPRS 8 (GMSK, 1 slot)	23.84	23.95	23.78
GPRS 10 (GMSK, 2 slot)	**25.32**	25.21	25.28
GPRS 11 (GMSK, 3 slot)	24.48	24.53	24.55
GPRS 12 (GMSK, 4 slot)	24.16	24.15	24.08
EDGE 8 (GMSK, 1 slot)	23.81	23.93	23.79
EDGE 10 (GMSK, 2 slot)	25.30	25.19	25.26
EDGE 11 (GMSK, 3 slot)	24.46	24.51	24.53
EDGE 12 (GMSK, 4 slot)	24.14	24.13	24.16
EDGE 8 (8-PSK, 1 slot)	18.08	18.24	18.20
EDGE 10 (8-PSK, 2 slot)	19.13	19.18	19.03
EDGE 11 (8-PSK, 3 slot)	18.68	18.74	18.65
EDGE 12 (8-PSK, 4 slot)	18.16	18.41	18.54

F.3.2 Assessments at the Body

Table below presents the data of the body assessment. SAR plot(s) are included in section F.10 for the bolded data in table below.

Table F.5

Assessments at the Body (GSM) 850MHz Band (824.2-848.8 MHz)												
Antenna Pos.	**Battery**	**Test position**	**Carry Case**	**Cable Accessory**	**Freq (MHz)**	**Initial Power (W)**	**SAR Drift (dB)**	**Meas. 1g-SAR (mW/g)**	**Meas. 10g-SAR (mW/g)**	**Max Calc. 1g-SAR (mW/g)**	**Max Calc. 10g-SAR (mW/g)**	**Run Number**
Assessment at the body – holster												
Ant 2	Standard PMNN4472B	Body	HKLN4618A back	None	836.4	1.327	-0.02	0.441	0.318	0.44	0.32	ErC-Ab-150710-02
			HKLN4618A front			1.327	-0.09	0.409	0.293	0.42	0.30	ErC-150710-03
Assessment at the body – extended battery												
Ant 2	Extended PMNN4475B	Body	HKLN4618A back	None	836.4	1.327	-0.08	0.438	0.313	**0.45**	**0.32**	ErC-Ab-150720-12

F.3.3 Assessments at hot spot mode

Table below presents the data of the hot spot mode assessment. SAR plot(s) are included in section F.10 for the bolded data in table below.

Table F.6

Assessments at hot spot mode (GSM) 850MHz Band (824.2-848.8 MHz)												
Antenna Pos.	**Battery**	**Test position**	**Carry Case**	**Cable Accessory**	**Freq (MHz)**	**Initial Power (W)**	**SAR Drift (dB)**	**Meas. 1g-SAR (mW/g)**	**Meas. 10g-SAR (mW/g)**	**Max Calc. 1g-SAR (mW/g)**	**Max Calc. 10g-SAR (mW/g)**	**Run Number**
Hotspot assessment												
Ant 2	Standard PMNN4472B	Body	Front of DUT @ 1cm	None	836.4	1.327	0.05	0.664	0.492	0.66	0.49	ErC-Ab-150710-04
		Body	Back of DUT @ 1cm			1.327	0.17	0.923	0.699	0.92	0.70	ErC-Ab-150710-05
		Body	Bottom of DUT @ 1cm			1.327	-0.02	0.261	0.177	0.26	0.18	ErC-Ab-150710-06
		Body	PTT side of DUT @ 1cm			1.327	0.24	0.444	0.313	0.44	0.31	ErC-Ab-150710-07
		Body	Non-PTT side of DUT @ 1cm			1.327	0.00	0.548	0.383	0.55	0.38	ErC-Ab-150713-14
Additional channels for SAR > 0.8mW/g												
Ant 2	Standard PMNN4472B	Body	Back of DUT @ 1cm	None	824.4	1.324	0.14	1.020	0.765	**1.02**	**0.77**	ErC-Ab-150713-10
					848.4	1.349	0.12	0.84	0.64	0.84	0.64	ErC-Ab-150710-09

Table F.6 Cont.

Assessments at hot spot mode (GSM) 850MHz Band (824.2-848.8 MHz)												
Antenna Pos.	**Battery**	**Test position**	**Carry Case**	**Cable Accessory**	**Freq (MHz)**	**Initial Power (W)**	**SAR Drift (dB)**	**Meas. 1g-SAR (mW/g)**	**Meas. 10g-SAR (mW/g)**	**Max Calc. 1g-SAR (mW/g)**	**Max Calc. 10g-SAR (mW/g)**	**Run Number**
Assessment at the body – extended battery												
Ant 2	Extended PMNN4475B	Body	Back of DUT @ 1cm	None	824.4	1.327	-0.01	0.87	0.65	0.87	0.65	ErC-Ab-150720-13

F.3.4 Assessments at the Head

Table below presents the data of the head assessment. SAR plot(s) are included in section F.10 for the bolded data in table below.

Table F.7

Assessments at the Head (GSM) 850MHz Band (824.2-848.8 MHz)												
Antenna Pos.	**Battery**	**Test position**	**Carry Case**	**Cable Accessory**	**Freq (MHz)**	**Initial Power (W)**	**SAR Drift (dB)**	**Meas. 1g-SAR (mW/g)**	**Meas. 10g-SAR (mW/g)**	**Max Calc. 1g-SAR (mW/g)**	**Max Calc. 10g-SAR (mW/g)**	**Run Number**
Assessment at the right ear												
Ant 2	Standard PMNN4472B	REAR	Touch	None	836.4	1.327	0.26	0.606	0.466	**0.61**	**0.47**	ErC-Rear-150713-02
		REAR	Tilt			1.327	-0.06	0.434	0.333	0.44	0.34	ErC-Rear-150713-03
Assessment at the left ear												
Ant 2	Standard PMNN4472B	LEAR	Touch	None	836.4	1.327	0.06	0.560	0.425	0.56	0.43	ErC-Lear-150713-04
		LEAR	Tilt			1.327	-0.09	0.406	0.308	0.41	0.31	ErC-Lear-150713-05
Assessment at the head – extended battery												
Ant 2	Extended PMNN4475B	REAR	Touch	None	836.4	1.327	-0.10	0.500	0.383	0.51	0.39	ErC-Rear-150720-07

F.4 Assessments at GSM B3 (880.2-914.8 MHz)

F.4.1 Output Power Data

These power measurements were used to determine the necessary modes for SAR testing according to KDB 941225.

Table F.8

Band	**GSM 900**		
Channel	**977**	**38**	**123**
Frequency (MHz)	**880.6**	**897.6**	**914.6**
Maximum Burst-Averaged Output Power			
GSM (GMSK, 1 slot)	32.62	32.58	32.84
GPRS 8 (GMSK, 1 slot)	32.64	32.60	32.86
GPRS 10 (GMSK, 2 slot)	30.91	30.79	31.00
GPRS 11 (GMSK, 3 slot)	26.56	28.36	28.42
GPRS 12 (GMSK, 4 slot)	26.92	26.64	26.81
EDGE 8 (GMSK, 1 slot)	32.62	32.57	32.84
EDGE 10 (GMSK, 2 slot)	30.90	30.77	30.99
EDGE 11 (GMSK, 3 slot)	28.54	28.34	28.40
EDGE 12 (GMSK, 4 slot)	26.91	26.74	26.79
EDGE 8 (8-PSK, 1 slot)	27.02	26.66	26.74
EDGE 10 (8-PSK, 2 slot)	24.68	24.55	24.78
EDGE 11 (8-PSK, 3 slot)	22.57	22.37	22.36
EDGE 12 (8-PSK, 4 slot)	20.99	20.63	20.66
Maximum Frame-Averaged Output Power			
GSM (GMSK, 1 slot)	23.59	23.55	23.81
GPRS 8 (GMSK, 1 slot)	23.61	23.57	23.83
GPRS 10 (GMSK, 2 slot)	24.89	24.77	**24.98**
GPRS 11 (GMSK, 3 slot)	22.30	24.10	24.16
GPRS 12 (GMSK, 4 slot)	23.91	23.63	23.80
EDGE 8 (GMSK, 1 slot)	23.59	23.54	23.81
EDGE 10 (GMSK, 2 slot)	24.88	24.75	24.97
EDGE 11 (GMSK, 3 slot)	24.28	24.08	24.14
EDGE 12 (GMSK, 4 slot)	23.90	23.73	23.78
EDGE 8 (8-PSK, 1 slot)	17.99	17.63	17.71
EDGE 10 (8-PSK, 2 slot)	18.66	18.53	18.76
EDGE 11 (8-PSK, 3 slot)	18.31	18.11	18.10
EDGE 12 (8-PSK, 4 slot)	17.98	17.62	17.65

F.4.2 Assessments at the Body

Table F.9 presents the data of the body assessment. SAR plot(s) are included in section F.10 for the bolded data in table below.

Table F.9

Assessments at the Body (GSM) 900MHz Band (880.2-914.8 MHz)												
Antenna Pos.	**Battery**	**Test position**	**Carry Case**	**Cable Accessory**	**Freq (MHz)**	**Initial Power (W)**	**SAR Drift (dB)**	**Meas. 1g-SAR (mW/g)**	**Meas. 10g-SAR (mW/g)**	**Max Calc. 1g-SAR (mW/g)**	**Max Calc. 10g-SAR (mW/g)**	**Run Number**
Assessment at the body – holster												
Ant 2	Standard PMNN4472B	Body	HKLN4618A back	None	897.6	1.199	0.16	0.288	0.200	0.30	0.21	ErC-Ab-150709-02
			HKLN4618A front			1.199	0.14	0.232	0.161	0.24	0.17	ErC-Ab-150709-03
Assessment at the body – extended battery												
Ant 2	Extended PMNN4475B	Body	HKLN4618A back	None	897.6	1.199	0.22	0.292	0.202	**0.31**	**0.21**	ErC-Ab-150720-11

F.4.3 Assessments at the hot spot mode

Table below presents the data of the hot spot mode assessment. SAR plot(s) are included in section F.10 for the bolded data in table below.

Table F.10

Assessments at the hot spot mode (GSM) 900MHz Band (880.2-914.8 MHz)												
Antenna Pos.	**Battery**	**Test position**	**Carry Case**	**Cable Accessory**	**Freq (MHz)**	**Initial Power (W)**	**SAR Drift (dB)**	**Meas. 1g-SAR (mW/g)**	**Meas. 10g-SAR (mW/g)**	**Max Calc. 1g-SAR (mW/g)**	**Max Calc. 10g-SAR (mW/g)**	**Run Number**
Hotspot assessment												
Ant 2	Standard PMNN4472B	Body	Front of DUT @ 1cm	None	897.6	1.199	0.21	0.607	0.421	0.64	0.44	ErC-Ab-150709-04
		Body	Back of DUT @ 1cm			1.199	0.25	0.697	0.507	**0.73**	**0.53**	ErC-Ab-150709-05
		Body	Bottom of DUT @ 1cm			1.199	-0.02	0.235	0.158	0.25	0.17	ErC-Ab-150709-06
		Body	PTT side of DUT @ 1cm			1.199	0.14	0.221	0.154	0.23	0.16	ErC-Ab-150709-07
		Body	Non-PTT side of DUT @ 1cm			1.199	0.18	0.284	0.195	0.30	0.20	ErC-Ab-150713-13
Assessment at the body – extended battery												
Ant 2	Extended PMNN4475B	Body	Back of DUT @ 1cm	None	897.6	1.199	-0.07	0.524	0.388	0.56	0.41	ErC-Ab-150720-10

F.4.4 Assessments at the Head

Table below presents the data of the head assessment. SAR plot(s) are included in section F.10 for the bolded data in table below.

Table F.11

Assessments at the Head (GSM) 900MHz Band (880.2-914.8 MHz)												
Antenna Pos.	**Battery**	**Test position**	**Carry Case**	**Cable Accessory**	**Freq (MHz)**	**Initial Power (W)**	**SAR Drift (dB)**	**Meas. 1g-SAR (mW/g)**	**Meas. 10g-SAR (mW/g)**	**Max Calc. 1g-SAR (mW/g)**	**Max Calc. 10g-SAR (mW/g)**	**Run Number**
Assessment at the right ear												
Ant 2	Standard PMNN4472B	REAR	Touch	None	897.6	1.199	-0.17	0.537	0.398	**0.59**	**0.43**	ErC-Rear-150710-12
		REAR	Tilt			1.199	-0.07	0.291	0.218	0.31	0.23	ErC-Rear-150710-13
Assessment at the left ear												
Ant 2	Standard PMNN4472B	LEAR	Touch	None	897.6	1.199	-0.13	0.510	0.378	0.53	0.39	ErC-Lear-150710-14
		LEAR	Tilt			1.199	0.07	0.313	0.234	0.31	0.23	ErC-Lear-150710-15
Assessment at the head – extended battery												
Ant 2	Extended PMNN4475B	REAR	Touch	None	897.6	1.199	-0.07	0.484	0.357	0.52	0.38	ErC-Rear-150720-08

F.5 Assessments at GSM B8 (1710.2 -1784.8 MHz) band

F.5.1 Output Power Data

These power measurements were used to determine the necessary modes for SAR testing according to KDB 941225.

Table F.12

Band	**GSM 1800**		
Channel	**520**	**700**	**880**
Frequency (MHz)	**1711.8**	**1747.8**	**1783.8**
Maximum Burst-Averaged Output Power			
GSM (GMSK, 1 slot)	29.69	29.54	30
GPRS 8 (GMSK, 1 slot)	29.69	29.52	30.01
GPRS 10 (GMSK, 2 slot)	27.66	27.53	27.99
GPRS 11 (GMSK, 3 slot)	25.61	25.38	25.71
GPRS 12 (GMSK, 4 slot)	23.38	23.22	23.64
EDGE 8 (GMSK, 1 slot)	29.68	29.52	29.99
EDGE 10 (GMSK, 2 slot)	27.66	27.52	27.99
EDGE 11 (GMSK, 3 slot)	25.6	25.36	25.7
EDGE 12 (GMSK, 4 slot)	23.38	23.22	23.62
EDGE 8 (8-PSK, 1 slot)	25.37	25.31	25.51
EDGE 10 (8-PSK, 2 slot)	23.48	23.2	23.46
EDGE 11 (8-PSK, 3 slot)	21.2	21.02	21.48
EDGE 12 (8-PSK, 4 slot)	19.9	19.68	20.14
Maximum Frame-Averaged Output Power			
GSM (GMSK, 1 slot)	20.66	20.51	20.97
GPRS 8 (GMSK, 1 slot)	20.66	20.49	20.98
GPRS 10 (GMSK, 2 slot)	21.64	21.51	**21.97**
GPRS 11 (GMSK, 3 slot)	21.35	21.12	21.45
GPRS 12 (GMSK, 4 slot)	20.37	20.21	20.63
EDGE 8 (GMSK, 1 slot)	20.65	20.49	20.96
EDGE 10 (GMSK, 2 slot)	21.64	21.50	**21.97**
EDGE 11 (GMSK, 3 slot)	21.34	21.10	21.44
EDGE 12 (GMSK, 4 slot)	20.37	20.21	20.61
EDGE 8 (8-PSK, 1 slot)	16.34	16.28	16.48
EDGE 10 (8-PSK, 2 slot)	17.46	17.18	17.44
EDGE 11 (8-PSK, 3 slot)	16.94	16.76	17.22
EDGE 12 (8-PSK, 4 slot)	16.89	16.67	17.13

F.5.2 Assessments at the Body

Table F.13 presents the data of the body assessment. SAR plot(s) are included in section F.10 for the bolded data in table below.

Table F.13

Assessments at the Body (GSM) 1800MHz Band (1710.2 -1784.8 MHz)												
Antenna Pos.	**Battery**	**Test position**	**Carry Case**	**Cable Accessory**	**Freq (MHz)**	**Initial Power (W)**	**SAR Drift (dB)**	**Meas. 1g-SAR (mW/g)**	**Meas. 10g-SAR (mW/g)**	**Max Calc. 1g-SAR (mW/g)**	**Max Calc. 10g-SAR (mW/g)**	**Run Number**
Assessment at the body – holster												
Ant 1	Standard PMNN4472B	Body	HKLN4618A back	None	1747.8	0.566	-0.06	0.279	0.179	**0.32**	**0.20**	ErC-Ab-150713-16
			HKLN4618A front			0.566	-0.01	0.274	0.173	0.31	0.19	ErC-Ab-150714-02
Assessment at the body – extended battery												
Ant 1	Extended PMNN4475B	Body	HKLN4618A back	None	1747.8	0.566	0.01	0.229	0.144	0.26	0.16	ErC-Ab-150722-02

F.5.3 Assessments at the hot spot mode

Table below presents the data of the hot spot mode assessment. SAR plot(s) are included in section F.10 for the bolded data in table below.

Table F.14

Assessments at the hot spot mode (GSM) 1800MHz Band (1710.2 -1784.8 MHz)												
Antenna Pos.	**Battery**	**Test position**	**Carry Case**	**Cable Accessory**	**Freq (MHz)**	**Initial Power (W)**	**SAR Drift (dB)**	**Meas. 1g-SAR (mW/g)**	**Meas. 10g-SAR (mW/g)**	**Max Calc. 1g-SAR (mW/g)**	**Max Calc. 10g-SAR (mW/g)**	**Run Number**
Hotspot assessment												
Ant 1	Standard PMNN4472B	Body	Front of DUT @ 1cm	None	1747.8	0.566	-0.15	0.331	0.214	0.38	0.25	ErC-Ab-150714-03
		Body	Back of DUT @ 1cm			0.566	0.01	0.360	0.229	**0.40**	**0.26**	ErC-Ab-150714-04
		Body	Bottom of DUT @ 1cm			0.566	-0.02	0.241	0.151	0.27	0.17	ErC-Ab-150714-05
		Body	Non-PTT side of DUT @ 1cm			0.566	-0.05	0.332	0.197	0.37	0.22	ErC-Ab-150714-06
Assessment at the body – extended battery												
Ant 1	Extended PMNN4475B	Body	Back of DUT @ 1cm	None	1747.8	0.566	-0.01	0.193	0.126	0.22	0.14	ErC-Ab-150722-03

F.5.4 Assessments at the Head

Table below presents the data of the head assessment. SAR plot(s) are included in section F.10 for the bolded data in table below.

Table F.15

Assessments at the Head (GSM) 1800MHz Band (1710.2 -1784.8 MHz)												
Antenna Pos.	**Battery**	**Test position**	**Carry Case**	**Cable Accessory**	**Freq (MHz)**	**Initial Power (W)**	**SAR Drift (dB)**	**Meas. 1g-SAR (mW/g)**	**Meas. 10g-SAR (mW/g)**	**Max Calc. 1g-SAR (mW/g)**	**Max Calc. 10g-SAR (mW/g)**	**Run Number**
Assessment at the right ear												
Ant 1	Standard PMNN4472B	REAR	Touch	None	1747.8	0.566	0.00	0.279	0.170	0.31	0.19	ErC-Rear-150714-14
		REAR	Tilt			0.566	-0.07	0.158	0.089	0.18	0.10	ErC-Rear-150714-11
Assessment at the left ear												
Ant 1	Standard PMNN4472B	LEAR	Touch	None	1747.8	0.566	-0.04	0.381	0.224	**0.43**	**0.25**	ErC-Lear-150714-12
		LEAR	Tilt			0.566	0.11	0.146	0.087	0.16	0.10	ErC-Lear-150714-13
Assessment at the head – extended battery												
Ant 1	Extended PMNN4475B	LEAR	Touch	None	1747.8	0.566	-0.10	0.348	0.207	0.40	0.24	ErC-Lear-150722-05

F.6 Assessments at GSM B5 (1850.2 -1909.8 MHz)

F.6.1 Output Power Data

These power measurements were used to determine the necessary modes for SAR testing according to KDB 941225.

Table F.16

Band	**GSM 1900**		
Channel	**512**	**661**	**810**
Frequency (MHz)	**1850.2**	**1880**	**1909.8**
Maximum Burst-Averaged Output Power			
GSM (GMSK, 1 slot)	29.7	29.29	29.33
GPRS 8 (GMSK, 1 slot)	29.69	29.28	29.32
GPRS 10 (GMSK, 2 slot)	27.84	27.38	27.39
GPRS 11 (GMSK, 3 slot)	25.75	25.25	25.27
GPRS 12 (GMSK, 4 slot)	23.54	23.07	23.08
EDGE 8 (GMSK, 1 slot)	29.68	29.27	29.32
EDGE 10 (GMSK, 2 slot)	27.83	27.37	27.38
EDGE 11 (GMSK, 3 slot)	25.75	25.23	25.26
EDGE 12 (GMSK, 4 slot)	23.53	23.07	23.06
EDGE 8 (8-PSK, 1 slot)	25.57	25.07	24.98
EDGE 10 (8-PSK, 2 slot)	23.46	23.13	22.99
EDGE 11 (8-PSK, 3 slot)	21.25	21.07	20.87
EDGE 12 (8-PSK, 4 slot)	19.35	19.68	19.64
Maximum Frame-Averaged Output Power			
GSM (GMSK, 1 slot)	20.67	20.26	20.30
GPRS 8 (GMSK, 1 slot)	20.66	20.25	20.29
GPRS 10 (GMSK, 2 slot)	**21.82**	21.36	21.37
GPRS 11 (GMSK, 3 slot)	21.49	20.99	21.01
GPRS 12 (GMSK, 4 slot)	20.53	20.06	20.07
EDGE 8 (GMSK, 1 slot)	20.65	20.24	20.29
EDGE 10 (GMSK, 2 slot)	21.81	21.35	21.36
EDGE 11 (GMSK, 3 slot)	21.49	20.97	21.00
EDGE 12 (GMSK, 4 slot)	20.52	20.06	20.05
EDGE 8 (8-PSK, 1 slot)	16.54	16.04	15.95
EDGE 10 (8-PSK, 2 slot)	17.44	17.11	16.97
EDGE 11 (8-PSK, 3 slot)	16.99	16.81	16.61
EDGE 12 (8-PSK, 4 slot)	16.34	16.67	16.63

F.6.2 Assessments at the Body

Table below presents the data of the body assessment. SAR plot(s) are included in section F.10 for the bolded data in table below.

Table F.17

Assessments at the Body (GSM) 1900MHz Band (1850.2 -1909.8 MHz)												
Antenna Pos.	**Battery**	**Test position**	**Carry Case**	**Cable Accessory**	**Freq (MHz)**	**Initial Power (W)**	**SAR Drift (dB)**	**Meas. 1g-SAR (mW/g)**	**Meas. 10g-SAR (mW/g)**	**Max Calc. 1g-SAR (mW/g)**	**Max Calc. 10g-SAR (mW/g)**	**Run Number**
Assessment at the body – holster												
Ant 1	Standard PMNN4472B	Body	HKLN4618A back	None	1880	0.547	0.00	0.265	0.168	**0.31**	**0.19**	ErC-Ab-150715-10
			HKLN4618A front			0.547	-0.05	0.247	0.153	0.29	0.18	ErC-Ab-150715-11
Assessment at the body – extended battery												
Ant 1	Extended PMNN4475B	Body	HKLN4618A back	None	1880	0.547	-0.01	0.219	0.138	0.25	0.16	ErC-Ab-150721-02

F.6.3 Assessments at the hot spot mode

Table below presents the data of the hot spot mode assessment. SAR plot(s) are included in section F.10 for the bolded data in table below.

Table F.18

Assessments at the hot spot mode (GSM) 1900MHz Band (1850.2 -1909.8 MHz)												
Antenna Pos.	**Battery**	**Test position**	**Carry Case**	**Cable Accessory**	**Freq (MHz)**	**Initial Power (W)**	**SAR Drift (dB)**	**Meas. 1g-SAR (mW/g)**	**Meas. 10g-SAR (mW/g)**	**Max Calc. 1g-SAR (mW/g)**	**Max Calc. 10g-SAR (mW/g)**	**Run Number**
Hotspot assessment												
Ant 1	Standard PMNN4472B	Body	Front of DUT @ 1cm	None	1880	0.547	0.01	0.333	0.210	**0.38**	**0.24**	ErC-Ab-150715-12
		Body	Back of DUT @ 1cm			0.547	0.00	0.329	0.212	0.38	0.24	ErC-Ab-150715-13
		Body	Bottom of DUT @ 1cm			0.547	-0.01	0.229	0.140	0.26	0.16	ErC-Ab-150715-15
		Body	Non-PTT side of DUT @ 1cm			0.547	0.08	0.293	0.174	0.33	0.19	ErC-Ab-150715-14
Assessment at the body – extended battery												
Ant 1	Standard PMNN4475B	Body	Front of DUT @ 1cm	None	1880	0.547	-0.04	0.317	0.197	0.37	0.23	ErC-Ab-150721-03

F.6.4 Assessments at the Head

Table below presents the data of the head assessment. SAR plot(s) are included in section F.10 for the bolded data in table below.

Table F.19

Assessments at the Head (GSM) 1900MHz Band (1850.2 -1909.8 MHz)												
Antenna Pos.	**Battery**	**Test position**	**Carry Case**	**Cable Accessory**	**Freq (MHz)**	**Initial Power (W)**	**SAR Drift (dB)**	**Meas. 1g-SAR (mW/g)**	**Meas. 10g-SAR (mW/g)**	**Max Calc. 1g-SAR (mW/g)**	**Max Calc. 10g-SAR (mW/g)**	**Run Number**
Assessment at the right ear												
Ant 1	Standard PMNN4472B	REAR	Touch	None	1880	0.547	0.04	0.294	0.174	0.34	0.20	ErC-Rear-150715-03
		REAR	Tilt			0.547	-0.21	0.160	0.087	0.19	0.11	ErC-Rear-150715-04
Assessment at the left ear												
Ant 1	Standard PMNN4472B	LEAR	Touch	None	1880	0.547	-0.09	0.299	0.176	0.35	0.21	ErC-Lear-150715-07
		LEAR	Tilt			0.547	-0.06	0.162	0.090	0.19	0.11	ErC-Lear-150715-06
Assessment at the head – extended battery												
Ant 1	Extended PMNN4475B	LEAR	None	None	1880	0.547	-0.15	0.312	0.186	**0.37**	**0.22**	ErC-Lear-150721-05

F.7 Results Summary

Based on the test guidelines from section 4.0 the highest Operational Maximum Calculated GSM/EDGE/GPRS 1-gram and 10-gram average SAR values found for this filing:

Table F.20

Designator	Frequency band (MHz)	Max Calc at Body (W/kg)		Max Calc at Hot Spot (W/kg)		Max Calc at Head (W/kg)	
		1g-SAR	10g-SAR	1g-SAR	10g-SAR	1g-SAR	10g-SAR
GSM	824.2-848.8 MHz	0.45	0.32	1.02	0.77	0.61	0.47
	880.2-914.8 MHz	0.31	0.21	0.73	0.53	0.59	0.43
	1710.2 -1784.8 MHz	0.32	0.20	0.40	0.26	0.43	0.25
	1850.2 -1909.8 MHz	0.31	0.19	0.384	0.24	0.37	0.22

The test results clearly demonstrate compliance with FCC General Population/Uncontrolled RF Exposure limits of 1.6 W/kg averaged over 1 gram per the requirements of 47 CFR 2.1093(d). The 10 grams result is not applicable to FCC filing.

F.8 Variability Assessment

Per the guidelines in KDB 865664 SAR variability assessment is required because SAR results are above 0.8W/kg (General population).

The Table below includes test results of the original measurement(s), the repeated measurement(s), and the ratio (SAR_{high}/SAR_{low}) for the applicable test configuration(s).

Table F.21

Run#	Antenna	Battery	Carry Accessory	Cable Accessory	Test Freq. (MHz)	Adj Calc. 1g-SAR (W/kg)	Ratio	Comments
ErC-Ab-150713-10	Ant 2	Standard PMNN4472B	Back of DUT @ 1cm	None	824.4	1.02	1.02	No additional repeated scans is required due to the Ratio (SAR_{high}/SAR_{low}) < 1.20
ErC-Ab-150713-11						1.00		

F.9 System Verification Check Scans

Motorola Solutions, Inc. EME Laboratory
Date/Time: 7/9/2015 5:02:33 AM

Robot#: DASY5-FL-2 | Run#:	ErC-SYSP-900B-150709-01
Dipole Model#	D900V2
Phantom#:	OVAL1016
Tissue Temp:	22.3 (C)
Serial#:	085
Test Freq:	900 (MHz)
Start Power:	250 (mW)
Rotation (1D):	0.02 dB
Adjusted SAR (1W):	10.48 mW/g (1g)

Comments:

Duty Cycle: 1:1, Medium parameters used: f = 900 MHz; σ = 1.04 S/m; ε_r = 52.9; ρ = 1000 kg/m^3
Probe: ES3DV3 - SN3301, , Frequency: 900 MHz, ConvF(6, 6, 6); Calibrated: 9/24/2014
Electronics: DAE3 Sn363, Calibrated: 1/15/2015

Below 2 GHz-Rev.2/System Performance Check/Dipole Area Scan 2 (5x9x1): Measurement grid: dx=15mm, dy=15mm
Maximum value of SAR (measured) = 3.08 W/kg

Below 2 GHz-Rev.2/System Performance Check/0-Degree Cube (5x5x7)/Cube 0:
Measurement grid: dx=7.5mm, dy=7.5mm, dz=5mm
Reference Value = 56.46 V/m; Power Drift = -0.01 dB
Peak SAR (extrapolated) = 3.93 W/kg
SAR(1 g) = 2.62 W/kg; SAR(10 g) = 1.7 W/kg (SAR corrected for target medium)
Maximum value of SAR (measured) = 3.09 W/kg

Below 2 GHz-Rev.2/System Performance Check/Z-Axis Retraction (1x1x17): Measurement grid: dx=20mm, dy=20mm, dz=10mm

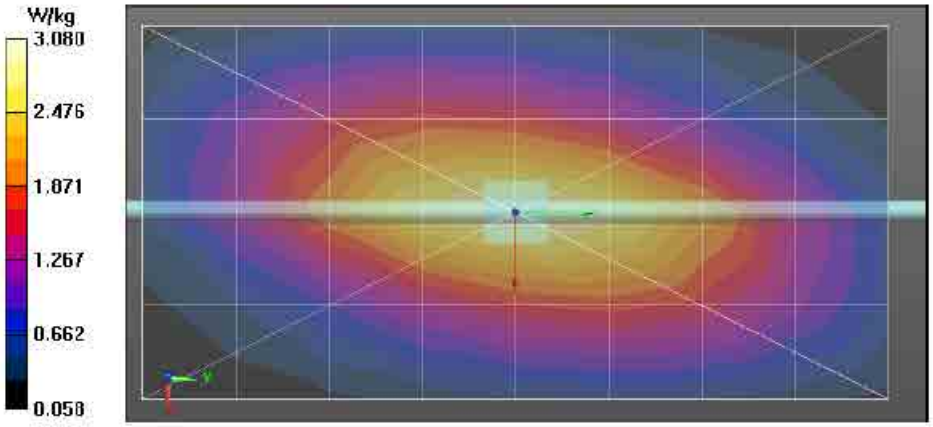

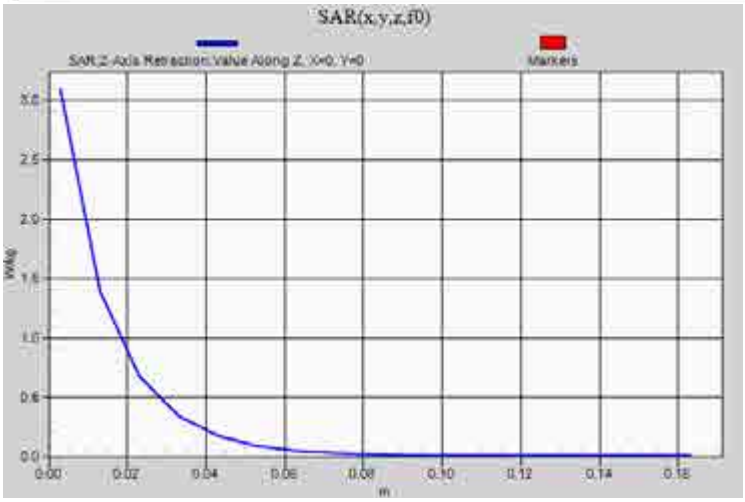

Motorola Solutions, Inc. EME Laboratory

Date/Time: 7/10/2015 4:47:14 AM

Robot#: DASY5-FL-2 | Run#:	ErC-SYSP-900B-150710-01
Dipole Model#	D900V2
Phantom#:	OVAL1016
Tissue Temp:	22.5 (C)
Serial#:	085
Test Freq:	900 (MHz)
Start Power:	250 (mW)
Rotation (1D):	0.022 dB
Adjusted SAR (1W):	10.48 mW/g (1g)

Comments:

Duty Cycle: 1:1, Medium parameters used: f = 900 MHz; σ = 1.03 S/m; ε_r = 53.5; ρ = 1000 kg/m^3
Probe: ES3DV3 - SN3301, , Frequency: 900 MHz, ConvF(6, 6, 6); Calibrated: 9/24/2014
Electronics: DAE3 Sn363, Calibrated: 1/15/2015

Below 2 GHz-Rev.2/System Performance Check/Dipole Area Scan 2 (5x9x1): Measurement grid: dx=15mm, dy=15mm
Maximum value of SAR (measured) = 3.05 W/kg

Below 2 GHz-Rev.2/System Performance Check/0-Degree Cube (5x5x7)/Cube 0:
Measurement grid: dx=7.5mm, dy=7.5mm, dz=5mm
Reference Value = 56.44 V/m; Power Drift = -0.00 dB
Peak SAR (extrapolated) = 3.87 W/kg
SAR(1 g) = 2.62 W/kg; SAR(10 g) = 1.69 W/kg (SAR corrected for target medium)

Below 2 GHz-Rev.2/System Performance Check/Z-Axis Retraction (1x1x17): Measurement grid: dx=20mm, dy=20mm, dz=10mm

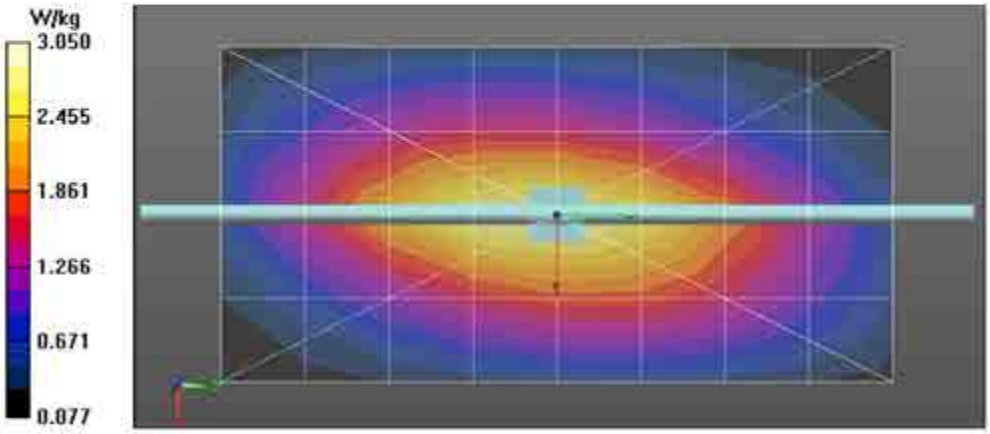

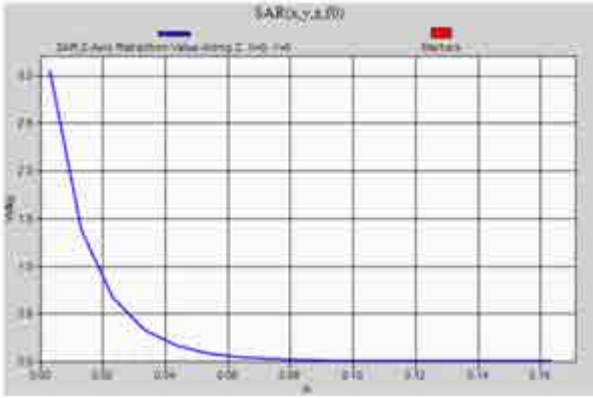

Motorola Solutions, Inc. EME Laboratory
Date/Time: 7/13/2015 9:09:52 AM

Robot#: DASY5-FL-2 | Run#:	ErC-SYSP-900B-150713-09
Dipole Model#	D900V2
Phantom#:	OVAL1016
Tissue Temp:	21.7 (C)
Serial#:	085
Test Freq:	900 (MHz)
Start Power:	250 (mW)
Rotation (1D):	0.021 dB
Adjusted SAR (1W):	10.40 mW/g (1g)

Comments:

Duty Cycle: 1:1, Medium parameters used: f = 900 MHz; σ = 1.02 S/m; ε_r = 53.2; ρ = 1000 kg/m^3
Probe: ES3DV3 - SN3301, , Frequency: 900 MHz, ConvF(6, 6, 6); Calibrated: 9/24/2014
Electronics: DAE3 Sn363, Calibrated: 1/15/2015

Below 2 GHz-Rev.2/System Performance Check/Dipole Area Scan 2 (5x9x1): Measurement grid: dx=15mm, dy=15mm
Maximum value of SAR (measured) = 3.03 W/kg

Below 2 GHz-Rev.2/System Performance Check/0-Degree Cube (5x5x7)/Cube 0:
Measurement grid: dx=7.5mm, dy=7.5mm, dz=5mm
Reference Value = 56.18 V/m; Power Drift = -0.02 dB
Peak SAR (extrapolated) = 3.83 W/kg
SAR(1 g) = 2.6 W/kg; SAR(10 g) = 1.68 W/kg (SAR corrected for target medium)
Maximum value of SAR (measured) = 3.01 W/kg

Below 2 GHz-Rev.2/System Performance Check/Z-Axis Retraction (1x1x17): Measurement grid: dx=20mm, dy=20mm, dz=10mm
Maximum value of SAR (measured) = 3.00 W/kg

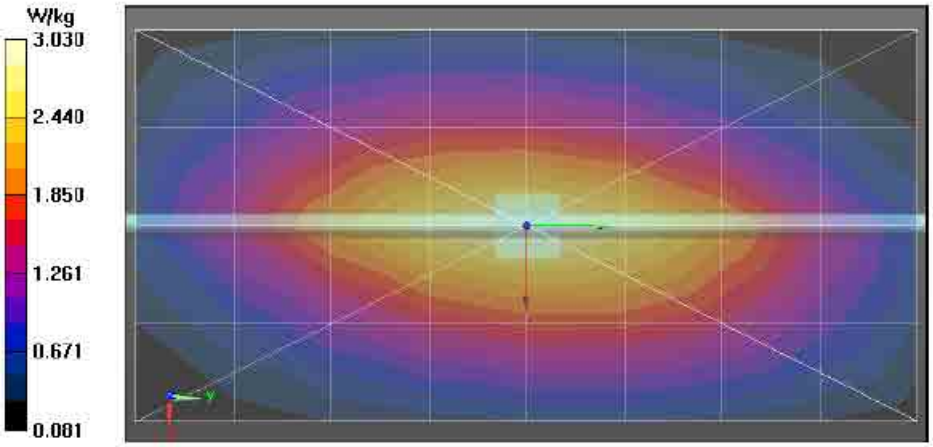

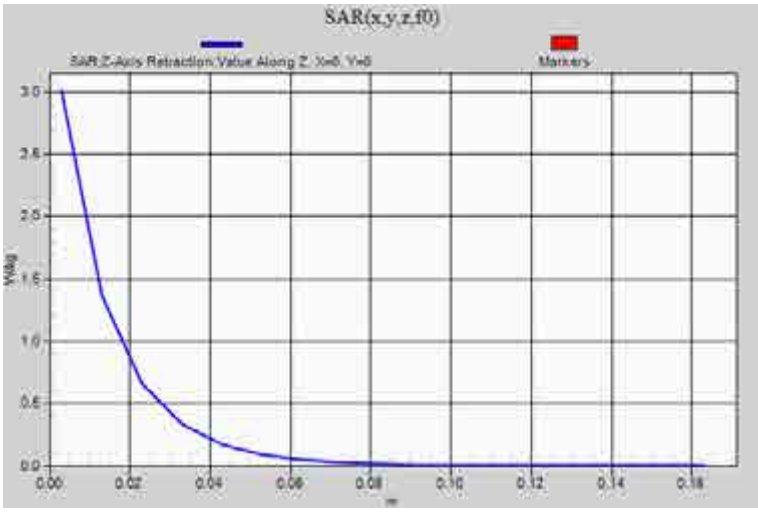

Motorola Solutions, Inc. EME Laboratory

Date/Time: 7/20/2015 8:35:37 AM

Robot#: DASY5-FL-2 | Run#:	ErC-SYSP-900B-150720-09
Dipole Model#:	D900V2
Phantom#:	OVAL1016
Tissue Temp:	20.9 (C)
Serial#:	085
Test Freq:	900 (MHz)
Start Power:	250 (mW)
Rotation (1D):	0.019 dB
Adjusted SAR (1W):	10.36 mW/g (1g)

Comments:

Duty Cycle: 1:1, Medium parameters used: f = 900 MHz; σ = 1.03 S/m; ε_r = 52.7; ρ = 1000 kg/m^3
Probe: ES3DV3 - SN3301, , Frequency: 900 MHz, ConvF(6, 6, 6); Calibrated: 9/24/2014
Electronics: DAE3 Sn363, Calibrated: 1/15/2015

Below 2 GHz-Rev.2/System Performance Check/Dipole Area Scan 2 (5x9x1): Measurement grid: dx=15mm, dy=15mm
Maximum value of SAR (measured) = 3.03 W/kg

Below 2 GHz-Rev.2/System Performance Check/0-Degree Cube (5x5x7)/Cube 0:
Measurement grid: dx=7.5mm, dy=7.5mm, dz=5mm
Reference Value = 56.19 V/m; Power Drift = -0.02 dB
Peak SAR (extrapolated) = 3.84 W/kg
SAR(1 g) = 2.59 W/kg; SAR(10 g) = 1.68 W/kg (SAR corrected for target medium)

Below 2 GHz-Rev.2/System Performance Check/Z-Axis Retraction (1x1x17): Measurement grid: dx=20mm, dy=20mm, dz=10mm

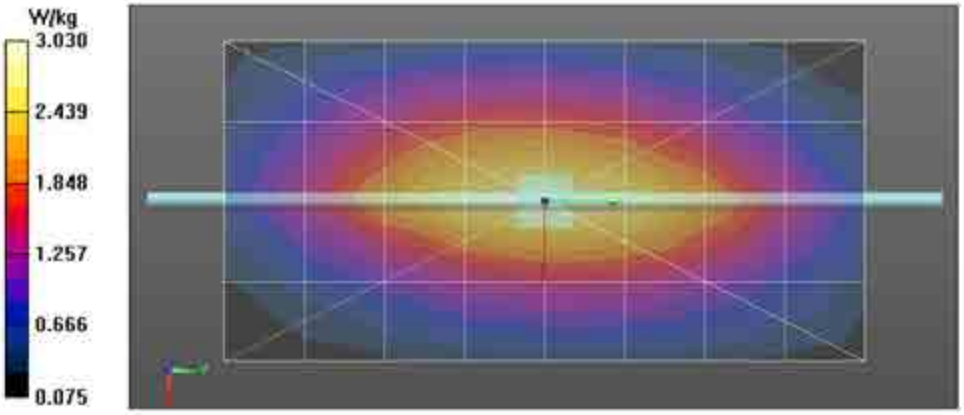

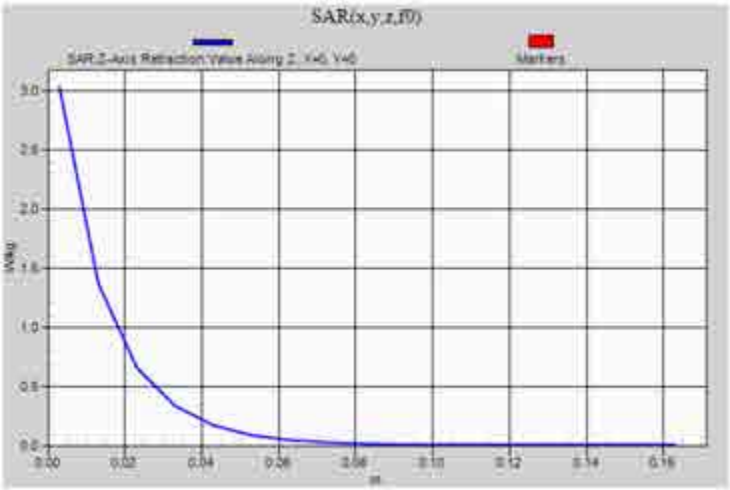

Motorola Solutions, Inc. EME Laboratory

Date/Time: 7/10/2015 8:54:19 AM

Robot#: DASY5-FL-2 | Run#:	ErC-SYSP-900H-150710-10
Dipole Model#	D900V2
Phantom#:	SAMTP1209
Tissue Temp:	20.9 (C)
Serial#:	085
Test Freq:	900 (MHz)
Start Power:	250 (mW)
Rotation (1D):	0.023 dB
Adjusted SAR (1W):	10.40 mW/g (1g)

Comments:

Duty Cycle: 1:1, Medium parameters used: f = 900 MHz; σ = 0.98 S/m; ε_r = 39.6; ρ = 1000 kg/m^3
Probe: ES3DV3 - SN3301, , Frequency: 900 MHz, ConvF(6.23, 6.23, 6.23); Calibrated: 9/24/2014
Electronics: DAE3 Sn363, Calibrated: 1/15/2015

Below 2 GHz-Rev.2/System Performance Check/Dipole Area Scan 2 (5x9x1): Measurement grid: dx=15mm, dy=15mm

Maximum value of SAR (measured) = 3.14 W/kg

Below 2 GHz-Rev.2/System Performance Check/0-Degree Cube (5x5x7)/Cube 0:

Measurement grid: dx=7.5mm, dy=7.5mm, dz=5mm
Reference Value = 58.30 V/m; Power Drift = -0.01 dB
Peak SAR (extrapolated) = 4.05 W/kg
SAR(1 g) = 2.6 W/kg; SAR(10 g) = 1.66 W/kg (SAR corrected for target medium)
Maximum value of SAR (measured) = 3.13 W/kg

Below 2 GHz-Rev.2/System Performance Check/Z-Axis Retraction (1x1x17): Measurement grid: dx=20mm, dy=20mm, dz=10mm

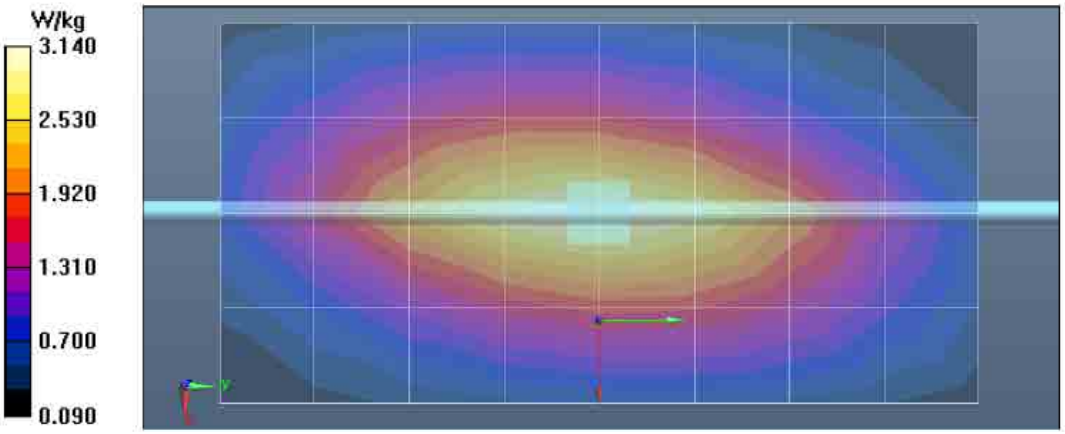

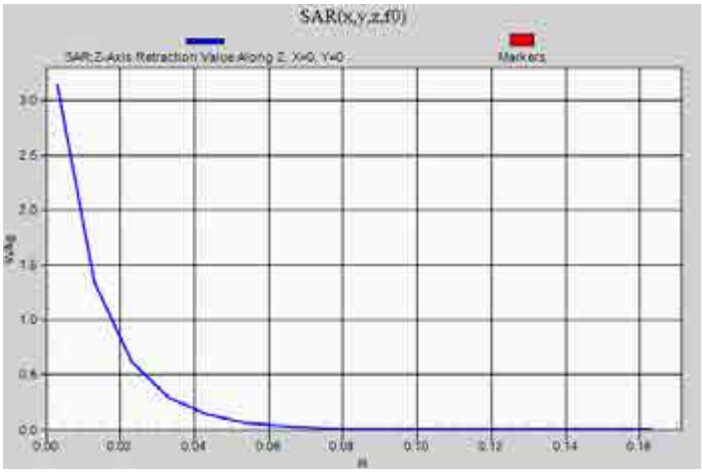

Motorola Solutions, Inc. EME Laboratory
Date/Time: 7/13/2015 4:50:18 AM

Robot#: DASY5-FL-2 | Run#:	ErC-SYSP-900H-150713-01
Dipole Model#	D900V2
Phantom#:	SAMTP1209
Tissue Temp:	22.1 (C)
Serial#:	085
Test Freq:	900 (MHz)
Start Power:	250 (mW)
Rotation (1D):	0.024 dB
Adjusted SAR (1W):	10.36 mW/g (1g)

Comments:

Duty Cycle: 1:1, Medium parameters used: f = 900 MHz; σ = 0.98 S/m; ε_r = 40; ρ = 1000 kg/m^3
Probe: ES3DV3 - SN3301, , Frequency: 900 MHz, ConvF(6.23, 6.23, 6.23); Calibrated: 9/24/2014
Electronics: DAE3 Sn363, Calibrated: 1/15/2015

Below 2 GHz-Rev.2/System Performance Check/Dipole Area Scan 2 (5x9x1): Measurement grid: dx=15mm, dy=15mm
Maximum value of SAR (measured) = 3.05 W/kg

Below 2 GHz-Rev.2/System Performance Check/0-Degree Cube (5x5x7)/Cube 0:
Measurement grid: dx=7.5mm, dy=7.5mm, dz=5mm
Reference Value = 58.18 V/m; Power Drift = -0.03 dB
Peak SAR (extrapolated) = 4.02 W/kg
SAR(1 g) = 2.59 W/kg; SAR(10 g) = 1.65 W/kg (SAR corrected for target medium)
Maximum value of SAR (measured) = 3.11 W/kg

Below 2 GHz-Rev.2/System Performance Check/Z-Axis Retraction (1x1x17): Measurement grid: dx=20mm, dy=20mm, dz=10mm
Maximum value of SAR (measured) = 3.10 W/kg

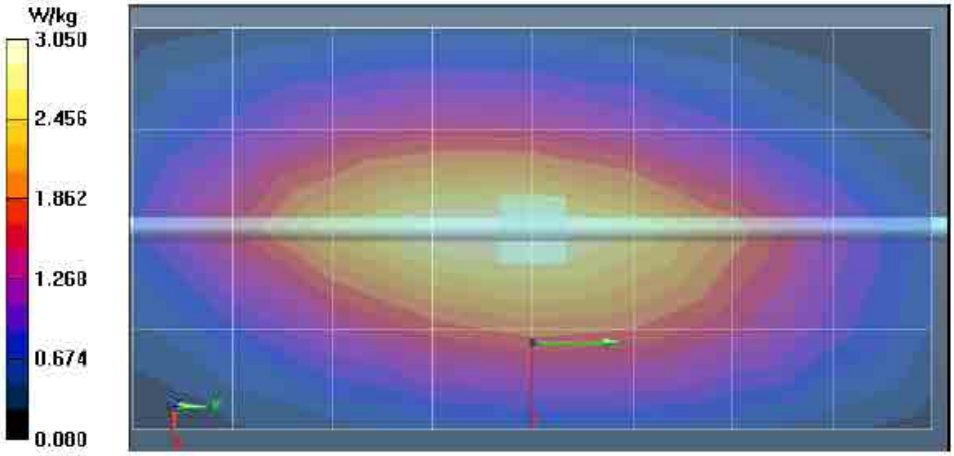

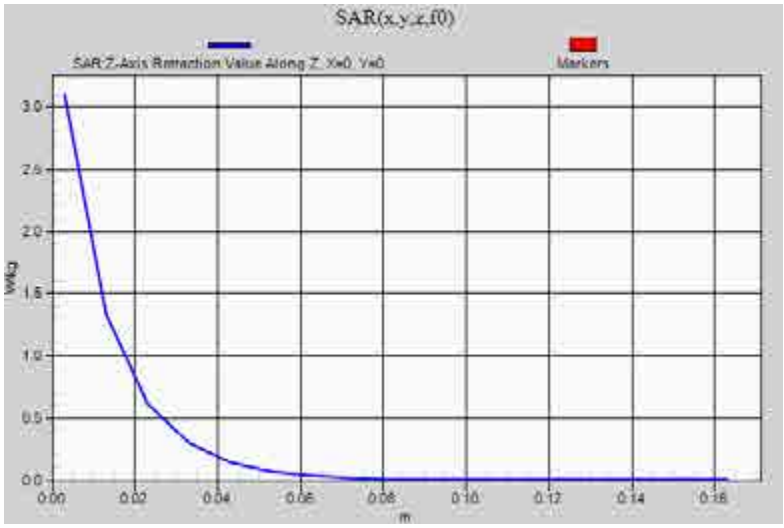

Motorola Solutions, Inc. EME Laboratory

Date/Time: 7/20/2015 4:35:10 AM

Robot#: DASY5-FL-2 | Run#:	ErC-SYSP-900H-150720-01
Dipole Model#	D900V2
Phantom#:	SAMTP1209
Tissue Temp:	21.8 (C)
Serial#:	85
Test Freq:	900 (MHz)
Start Power:	250 (mW)
Rotation (1D):	0.021 dB
Adjusted SAR (1W):	10.24 mW/g (1g)

Comments:

Duty Cycle: 1:1, Medium parameters used: f = 900 MHz; σ = 0.97 S/m; ε_r = 39.9; ρ = 1000 kg/m^3
Probe: ES3DV3 - SN3301, , Frequency: 900 MHz, ConvF(6.23, 6.23, 6.23); Calibrated: 9/24/2014
Electronics: DAE3 Sn363, Calibrated: 1/15/2015

Below 2 GHz-Rev.2/System Performance Check/Dipole Area Scan 2 (5x9x1): Measurement grid: dx=15mm, dy=15mm
Maximum value of SAR (measured) = 3.00 W/kg

Below 2 GHz-Rev.2/System Performance Check/0-Degree Cube (5x5x7)/Cube 0:
Measurement grid: dx=7.5mm, dy=7.5mm, dz=5mm
Reference Value = 57.71 V/m; Power Drift = -0.08 dB
Peak SAR (extrapolated) = 3.90 W/kg
SAR(1 g) = 2.56 W/kg; SAR(10 g) = 1.65 W/kg (SAR corrected for target medium)
Maximum value of SAR (measured) = 3.04 W/kg

Below 2 GHz-Rev.2/System Performance Check/Z-Axis Retraction (1x1x17): Measurement grid: dx=20mm, dy=20mm, dz=10mm
Maximum value of SAR (measured) = 3.06 W/kg

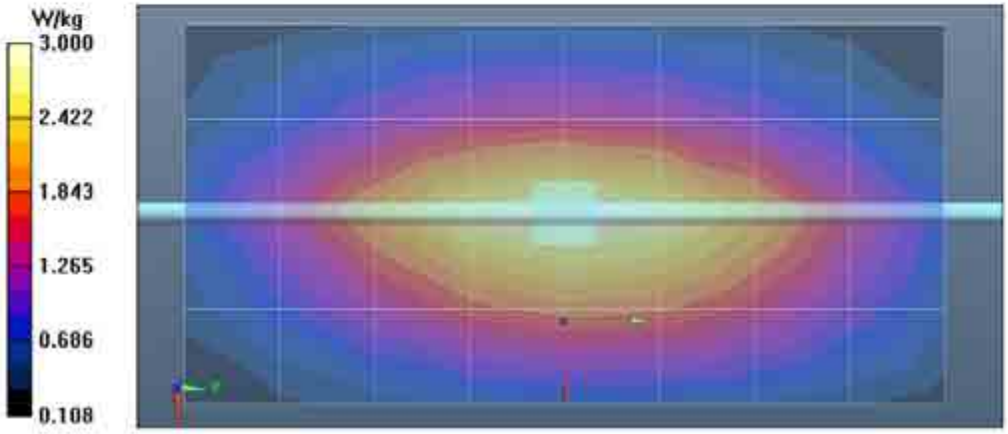

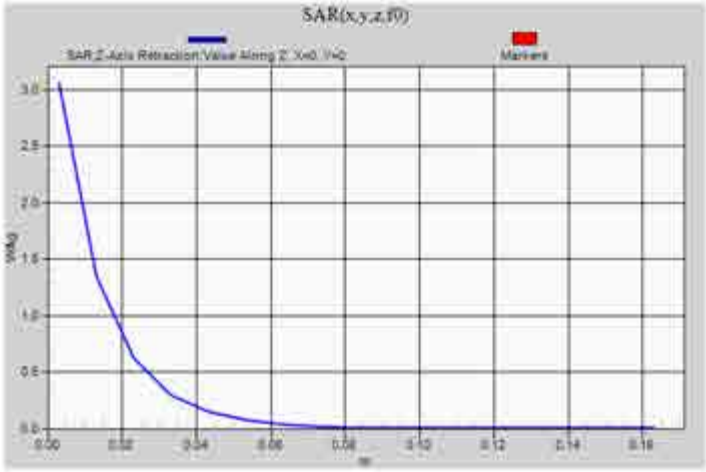

Motorola Solutions, Inc. EME Laboratory

Date/Time: 7/13/2015 12:47:15 PM

Robot#: DASY5-FL-2 | Run#:	ErC-SYSP-1800B-150713-15
Dipole Model#	D1800V2
Phantom#:	Triple 1168-1
Tissue Temp:	21.7 (C)
Serial#:	278
Test Freq:	1800 (MHz)
Start Power:	100 (mW)
Rotation (1D):	0.016 dB
Adjusted SAR (1W):	35.60 mW/g (1g)

Comments:

Duty Cycle: 1:1, Medium parameters used: f = 1800 MHz; σ = 1.56 S/m; ε_r = 54.8; ρ = 1000 kg/m^3
Probe: ES3DV3 - SN3301, , Frequency: 1800 MHz, ConvF(4.79, 4.79, 4.79); Calibrated: 9/24/2014
Electronics: DAE3 Sn363, Calibrated: 1/15/2015

Below 2 GHz-Rev.2/System Performance Check/Dipole Area Scan 2 (9x5x1): Measurement grid: dx=15mm, dy=15mm
Maximum value of SAR (measured) = 4.51 W/kg

Below 2 GHz-Rev.2/System Performance Check/0-Degree Cube (5x5x7)/Cube 0:
Measurement grid: dx=7.5mm, dy=7.5mm, dz=5mm
Reference Value = 55.72 V/m; Power Drift = 0.01 dB
Peak SAR (extrapolated) = 6.32 W/kg
SAR(1 g) = 3.56 W/kg; SAR(10 g) = 1.91 W/kg (SAR corrected for target medium)
Maximum value of SAR (measured) = 4.50 W/kg

Below 2 GHz-Rev.2/System Performance Check/Z-Axis Retraction (1x1x17): Measurement grid: dx=20mm, dy=20mm, dz=10mm
Maximum value of SAR (measured) = 4.55 W/kg

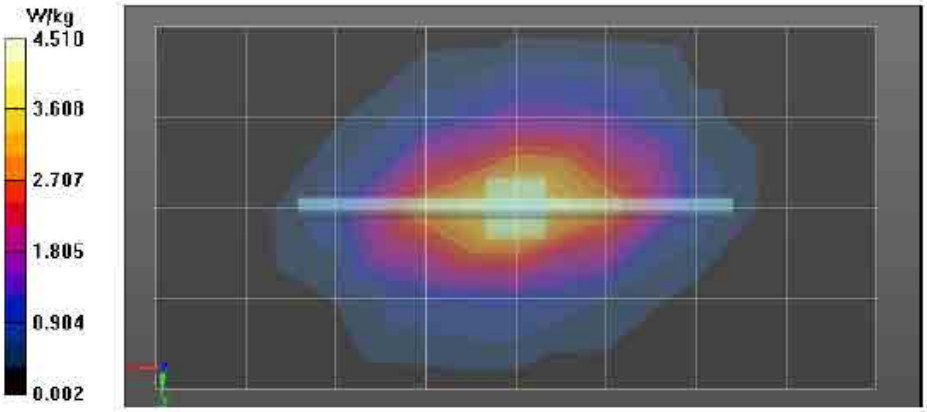

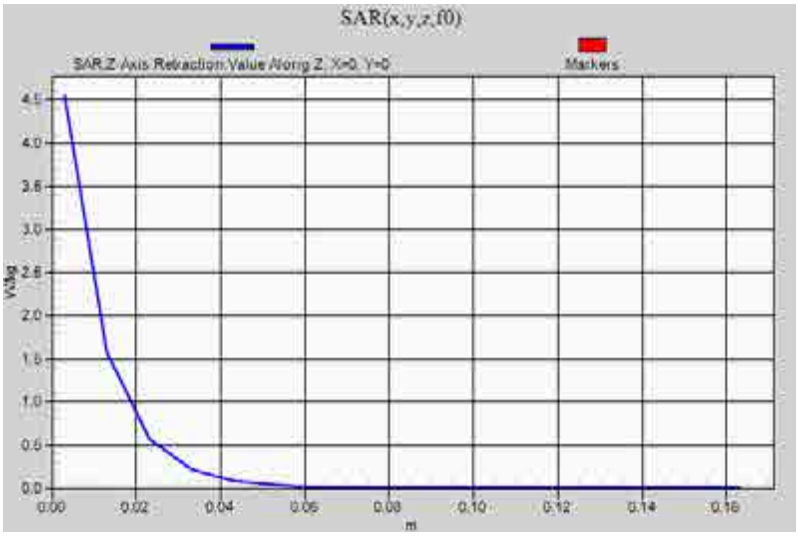

Motorola Solutions, Inc. EME Laboratory
Date/Time: 7/14/2015 4:51:44 AM

Robot#: DASY5-FL-2 | Run#:	ErC-SYSP-1800B-150714-01
Dipole Model#	D1800V2
Phantom#:	Triple 1168-1
Tissue Temp:	22.1 (C)
Serial#:	278
Test Freq:	1800 (MHz)
Start Power:	100 (mW)
Rotation (1D):	0.012 dB
Adjusted SAR (1W):	40.40 mW/g (1g)

Comments:

Duty Cycle: 1:1, Medium parameters used: f = 1800 MHz; σ = 1.55 S/m; ε_r = 54.7; ρ = 1000 kg/m^3
Probe: ES3DV3 - SN3301, , Frequency: 1800 MHz, ConvF(4.79, 4.79, 4.79); Calibrated: 9/24/2014
Electronics: DAE3 Sn363, Calibrated: 1/15/2015

Below 2 GHz-Rev.2/System Performance Check/Dipole Area Scan 2 (9x5x1): Measurement grid: dx=15mm, dy=15mm
Maximum value of SAR (measured) = 5.14 W/kg

Below 2 GHz-Rev.2/System Performance Check/0-Degree Cube (6x6x7)/Cube 0:
Measurement grid: dx=7.5mm, dy=7.5mm, dz=5mm
Reference Value = 59.68 V/m; Power Drift = 0.01 dB
Peak SAR (extrapolated) = 7.25 W/kg
SAR(1 g) = 4.04 W/kg; SAR(10 g) = 2.13 W/kg (SAR corrected for target medium)
Maximum value of SAR (measured) = 5.11 W/kg

Below 2 GHz-Rev.2/System Performance Check/Z-Axis Retraction (1x1x17): Measurement grid: dx=20mm, dy=20mm, dz=10mm
Maximum value of SAR (measured) = 5.19 W/kg

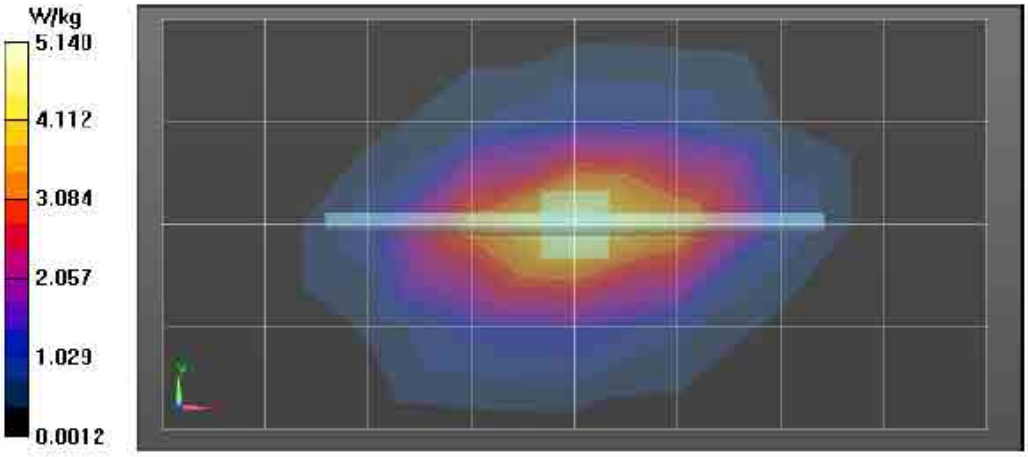

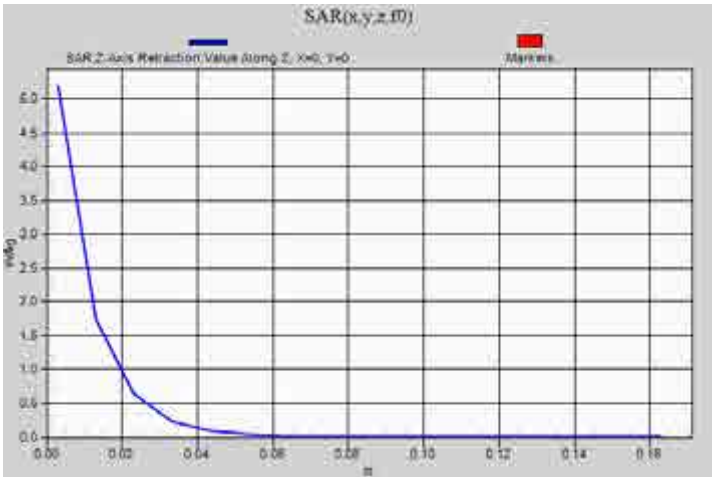

Motorola Solutions, Inc. EME Laboratory
Date/Time: 7/15/2015 10:12:46 AM

Robot#: DASY5-FL-2 | Run#:	ErC-SYSP-1800B-150715-09
Dipole Model#	D1800V2
Phantom#:	Triple 1168-1
Tissue Temp:	21.3 (C)
Serial#:	278
Test Freq:	1800 (MHz)
Start Power:	100 (mW)
Rotation (1D):	0.016 dB
Adjusted SAR (1W):	39.90 mW/g (1g)

Comments:

Duty Cycle: 1:1, Medium parameters used: f = 1800 MHz; σ = 1.47 S/m; ε_r = 55.9; ρ = 1000 kg/m^3
Probe: ES3DV3 - SN3301, , Frequency: 1800 MHz, ConvF(4.79, 4.79, 4.79); Calibrated: 9/24/2014
Electronics: DAE3 Sn363, Calibrated: 1/15/2015

Below 2 GHz-Rev.2/System Performance Check/Dipole Area Scan 2 (9x5x1): Measurement grid: dx=15mm, dy=15mm
Maximum value of SAR (measured) = 4.16 W/kg

Below 2 GHz-Rev.2/System Performance Check/0-Degree Cube (5x5x7)/Cube 0:
Measurement grid: dx=7.5mm, dy=7.5mm, dz=5mm
Reference Value = 59.68 V/m; Power Drift = -0.01 dB
Peak SAR (extrapolated) = 6.89 W/kg
SAR(1 g) = 3.99 W/kg; SAR(10 g) = 2.07 W/kg (SAR corrected for target medium)
Maximum value of SAR (measured) = 4.85 W/kg

Below 2 GHz-Rev.2/System Performance Check/Z-Axis Retraction (1x1x17): Measurement grid: dx=20mm, dy=20mm, dz=10mm
Maximum value of SAR (measured) = 4.90 W/kg

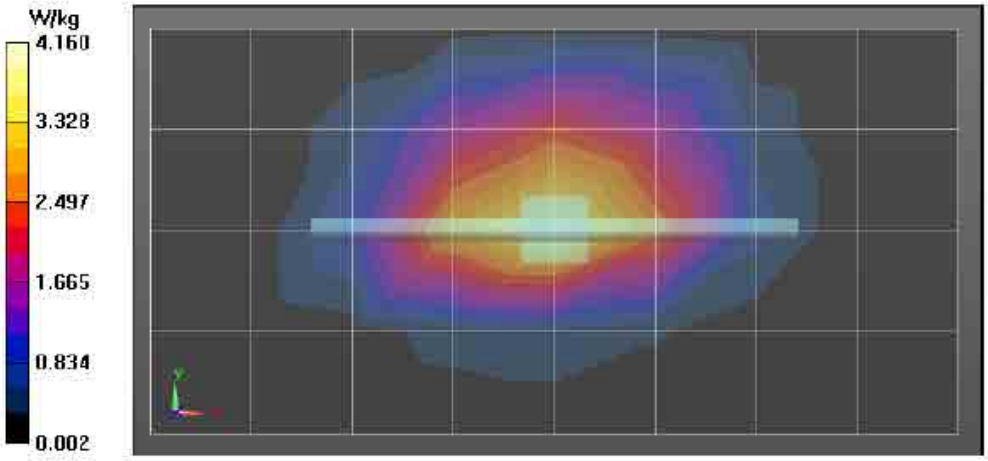

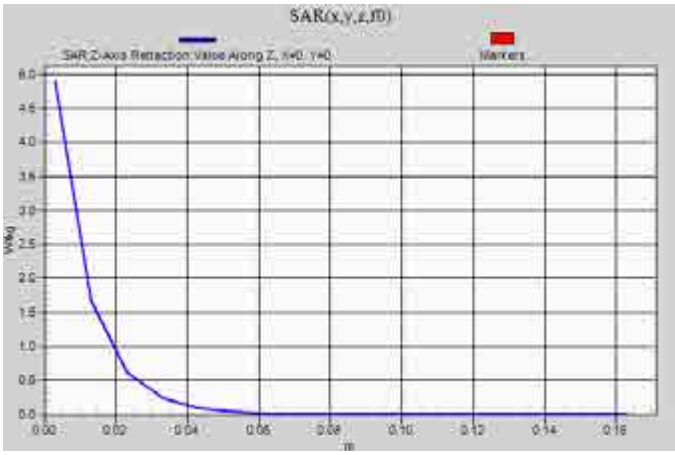

Motorola Solutions, Inc. EME Laboratory

Date/Time: 7/22/2015 4:32:56 AM

Robot#: DASY5-FL-2 | Run#:	ErC-SYSP-1800B-150722-01
Dipole Model#	D1800V2
Phantom#:	Triple 1168-1
Tissue Temp:	21.5 (C)
Serial#:	278
Test Freq:	1800 (MHz)
Start Power:	100 (mW)
Rotation (1D):	0.014 dB
Adjusted SAR (1W):	38.70 mW/g (1g)

Comments:

Duty Cycle: 1:1, Medium parameters used: f = 1800 MHz: σ = 1.48 S/m; ε_r = 51.6; ρ = 1000 kg/m^3
Probe: ES3DV3 - SN3301, , Frequency: 1800 MHz, ConvF(4.79, 4.79, 4.79); Calibrated: 9/24/2014
Electronics: DAE3 Sn363, Calibrated: 1/15/2015

Below 2 GHz-Rev.2/System Performance Check/Dipole Area Scan 2 (9x5x1): Measurement grid: dx=15mm, dy=15mm
Maximum value of SAR (measured) = 4.78 W/kg

Below 2 GHz-Rev.2/System Performance Check/0-Degree Cube (5x5x7)/Cube 0:
Measurement grid: dx=7.5mm, dy=7.5mm, dz=5mm
Reference Value = 59.19 V/m; Power Drift = -0.00 dB
Peak SAR (extrapolated) = 6.99 W/kg
SAR(1 g) = 3.87 W/kg; SAR(10 g) = 1.99 W/kg (SAR corrected for target medium)
Maximum value of SAR (measured) = 4.83 W/kg

Below 2 GHz-Rev.2/System Performance Check/Z-Axis Retraction (1x1x17): Measurement grid: dx=20mm, dy=20mm, dz=10mm
Maximum value of SAR (measured) = 4.89 W/kg

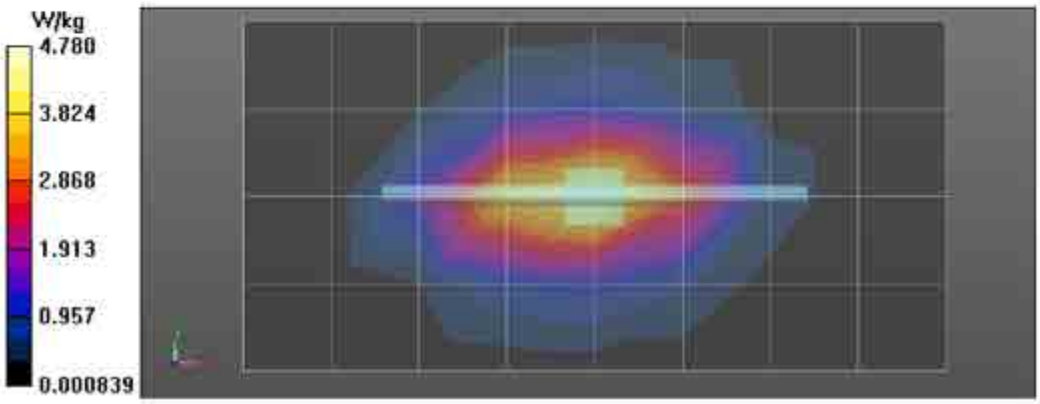

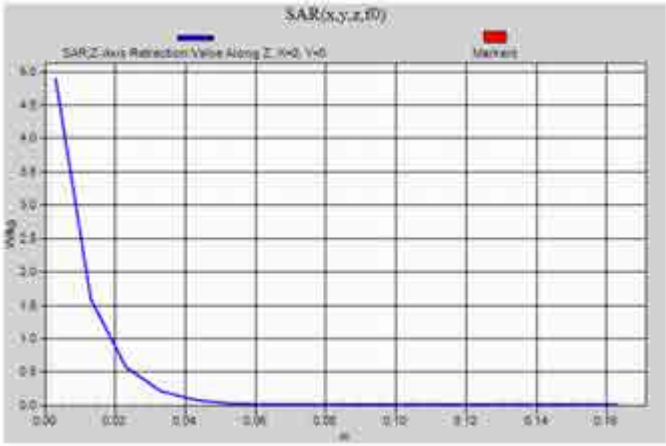

Motorola Solutions, Inc. EME Laboratory
Date/Time: 7/14/2015 9:07:21 AM

Robot#: DASY5-FL-2 | Run#:	ErC-SYSP-1800H-150714-08
Dipole Model#	D1800V2
Phantom#:	SAMTP1208
Tissue Temp:	21.3 (C)
Serial#:	278
Test Freq:	1800 (MHz)
Start Power:	100 (mW)
Rotation (1D):	0.023 dB
Adjusted SAR (1W):	38.80 mW/g (1g)

Comments:

Duty Cycle: 1:1, Medium parameters used: f = 1800 MHz; σ = 1.41 S/m; ε_r = 38.8; ρ = 1000 kg/m^3
Probe: ES3DV3 - SN3301, , Frequency: 1800 MHz, ConvF(5.04, 5.04, 5.04); Calibrated: 9/24/2014
Electronics: DAE3 Sn363, Calibrated: 1/15/2015

Below 2 GHz-Rev.2/System Performance Check/Dipole Area Scan 2 (9x5x1): Measurement grid: dx=15mm, dy=15mm
Maximum value of SAR (measured) = 5.14 W/kg

Below 2 GHz-Rev.2/System Performance Check/0-Degree Cube (5x5x7)/Cube 0:
Measurement grid: dx=7.5mm, dy=7.5mm, dz=5mm
Reference Value = 62.16 V/m; Power Drift = -0.01 dB
Peak SAR (extrapolated) = 7.67 W/kg
SAR(1 g) = 3.98 W/kg; SAR(10 g) = 2.03 W/kg (SAR corrected for target medium)

Below 2 GHz-Rev.2/System Performance Check/Z-Axis Retraction (1x1x17): Measurement grid: dx=20mm, dy=20mm, dz=10mm
Maximum value of SAR (measured) = 5.18 W/kg

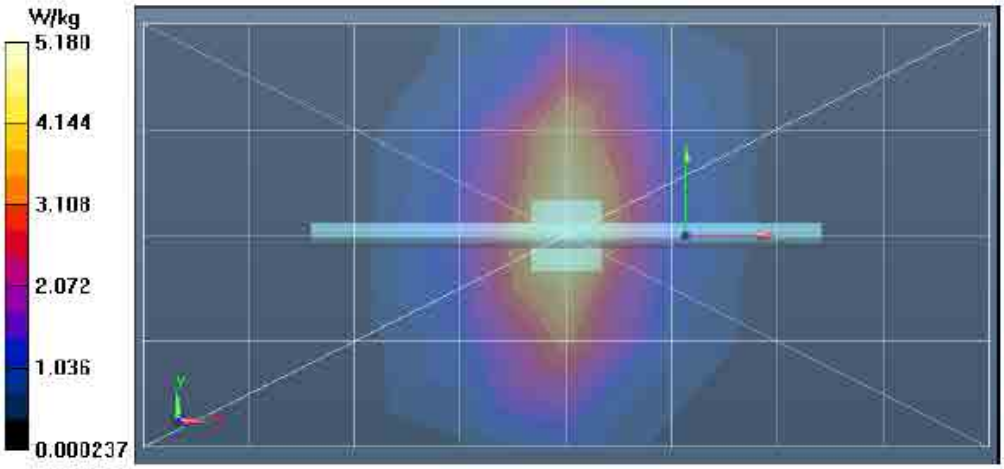

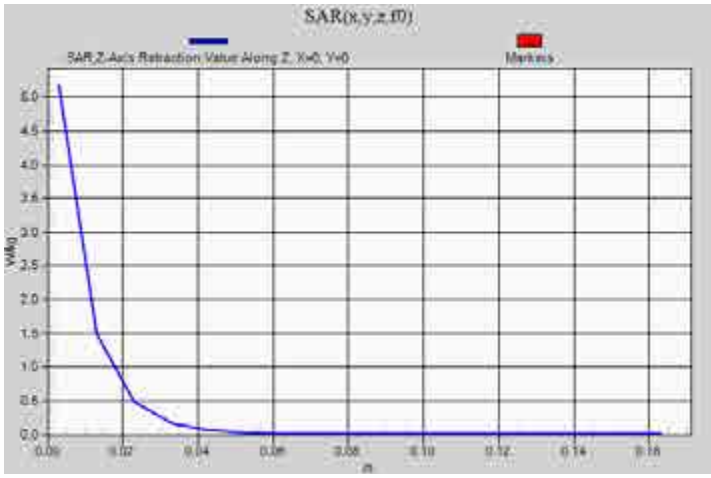

Motorola Solutions, Inc. EME Laboratory

Date/Time: 7/22/2015 6:04:18 AM

Robot#: DASY5-FL-2 | Run#:	ErC-SYSP-1800H-150722-04
Dipole Model#	D1800V2
Phantom#:	SAMTP1208
Tissue Temp:	21.5 (C)
Serial#:	278
Test Freq:	1800 (MHz)
Start Power:	100 (mW)
Rotation (1D):	0.016 dB
Adjusted SAR (1W):	40.30 mW/g (1g)

Comments:

Duty Cycle: 1:1, Medium parameters used: f = 1800 MHz; σ = 1.46 S/m; ε_r = 41.7; ρ = 1000 kg/m^3
Probe: ES3DV3 - SN3301, , Frequency: 1800 MHz, ConvF(5.04, 5.04, 5.04); Calibrated: 9/24/2014
Electronics: DAE3 Sn363, Calibrated: 1/15/2015

Below 2 GHz-Rev.2/System Performance Check/Dipole Area Scan 2 (9x5x1): Measurement grid: dx=15mm, dy=15mm

Maximum value of SAR (measured) = 4.93 W/kg

Below 2 GHz-Rev.2/System Performance Check/0-Degree Cube (5x5x7)/Cube 0:

Measurement grid: dx=7.5mm, dy=7.5mm, dz=5mm
Reference Value = 61.79 V/m; Power Drift = -0.02 dB
Peak SAR (extrapolated) = 7.85 W/kg
SAR(1 g) = 4.03 W/kg; SAR(10 g) = 2.05 W/kg (SAR corrected for target medium)
Maximum value of SAR (measured) = 5.18 W/kg

Below 2 GHz-Rev.2/System Performance Check/Z-Axis Retraction (1x1x17): Measurement grid: dx=20mm, dy=20mm, dz=10mm

Maximum value of SAR (measured) = 5.30 W/kg

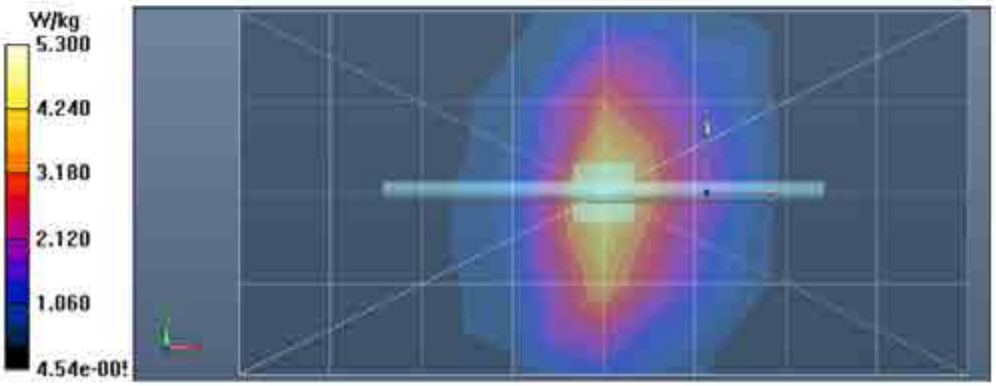

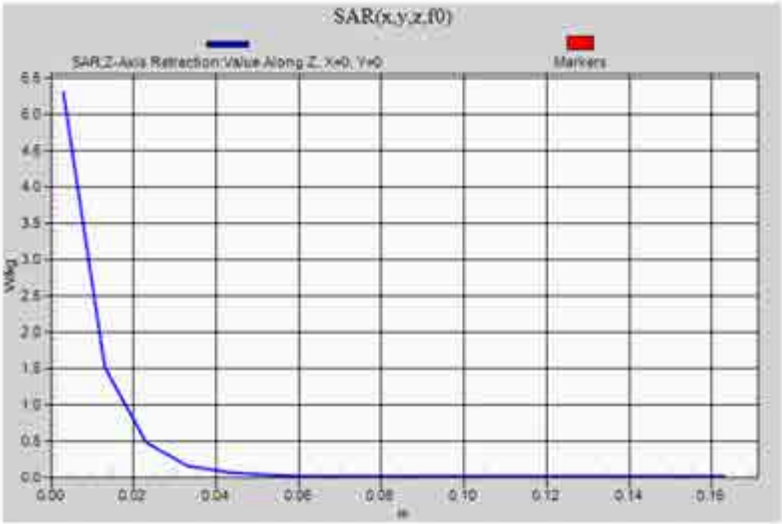

Motorola Solutions, Inc. EME Laboratory

Date/Time: 7/21/2015 4:46:23 AM

Robot#: DASY5-FL-2 | Run#:	ErC-SYSP-1900B-150721-01
Dipole Model#	D1900V2
Phantom#:	Triple 1168-1
Tissue Temp:	21.7 (C)
Serial#:	521
Test Freq:	1900 (MHz)
Start Power:	100 (mW)
Rotation (1D):	0.02 dB
Adjusted SAR (1W):	38.80 mW/g (1g)

Comments:

Duty Cycle: 1:1, Medium parameters used: f = 1900 MHz; σ = 1.58 S/m; ε_r = 54.1; ρ = 1000 kg/m^3

Probe: ES3DV3 - SN3301, , Frequency: 1900 MHz, ConvF(4.83, 4.83, 4.83); Calibrated: 9/24/2014
Electronics: DAE3 Sn363, Calibrated: 1/15/2015

Below 2 GHz-Rev.2/System Performance Check/Dipole Area Scan 2 (9x5x1): Measurement grid: dx=15mm, dy=15mm
Maximum value of SAR (measured) = 5.07 W/kg

Below 2 GHz-Rev.2/System Performance Check/0-Degree Cube (5x5x7)/Cube 0:
Measurement grid: dx=7.5mm, dy=7.5mm, dz=5mm
Reference Value = 59.13 V/m; Power Drift = -0.00 dB
Peak SAR (extrapolated) = 7.12 W/kg
SAR(1 g) = 3.88 W/kg; SAR(10 g) = 2 W/kg (SAR corrected for target medium)
Maximum value of SAR (measured) = 4.98 W/kg

Below 2 GHz-Rev.2/System Performance Check/Z-Axis Retraction (1x1x17): Measurement grid: dx=20mm, dy=20mm, dz=10mm
Maximum value of SAR (measured) = 5.06 W/kg

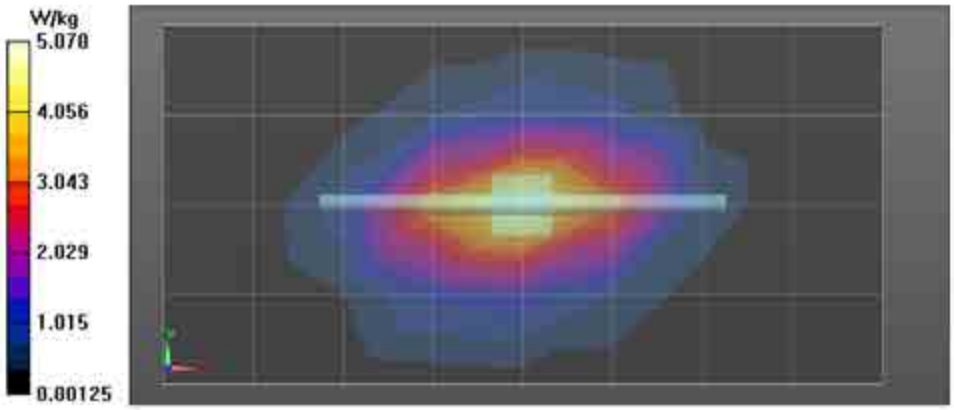

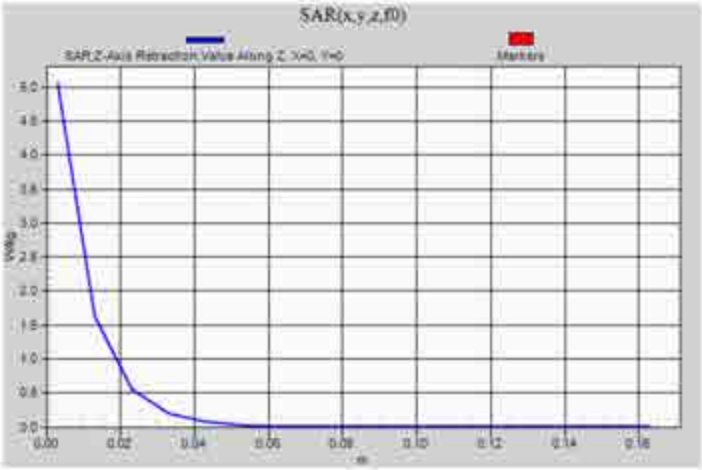

Motorola Solutions, Inc. EME Laboratory

Date/Time: 7/15/2015 5:02:57 AM

Robot#: DASY5-FL-2 | Run#:	ErC-SYSP-1900H-150715-01
Dipole Model#	D1900V2
Phantom#:	SAMTP1208
Tissue Temp:	21.9 (C)
Serial#:	521
Test Freq:	1900 (MHz)
Start Power:	100 (mW)
Rotation (ID):	0.019 dB
Adjusted SAR (1W):	42.70 mW/g (1g)

Comments:

Duty Cycle: 1:1, Medium parameters used: f = 1900 MHz; σ = 1.36 S/m; ε_r = 40.6; ρ = 1000 kg/m^3

Probe: ES3DV3 - SN3301, , Frequency: 1900 MHz, ConvF(4.87, 4.87, 4.87); Calibrated: 9/24/2014
Electronics: DAE3 Sn363; Calibrated: 1/15/2015

Below 2 GHz-Rev.2/System Performance Check/Dipole Area Scan 2 (5x9x1): Measurement grid: dx=15mm, dy=15mm
Maximum value of SAR (measured) = 5.34 W/kg

Below 2 GHz-Rev.2/System Performance Check/0-Degree Cube (5x5x7)/Cube 0:
Measurement grid: dx=7.5mm, dy=7.5mm, dz=5mm
Reference Value = 65.37 V/m; Power Drift = 0.00 dB
Peak SAR (extrapolated) = 8.13 W/kg
SAR(1 g) = 4.27 W/kg; SAR(10 g) = 2.1 W/kg (SAR corrected for target medium)
Maximum value of SAR (measured) = 5.42 W/kg

Below 2 GHz-Rev.2/System Performance Check/Z-Axis Retraction (1x1x17): Measurement grid: dx=20mm, dy=20mm, dz=10mm

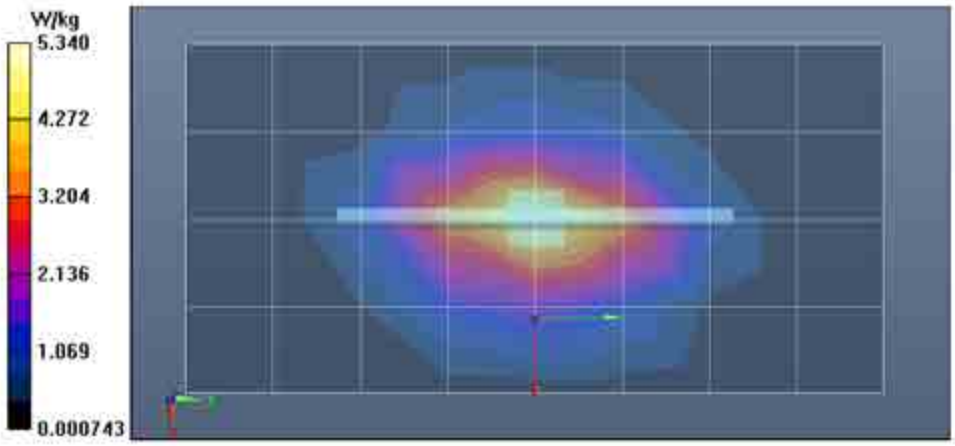

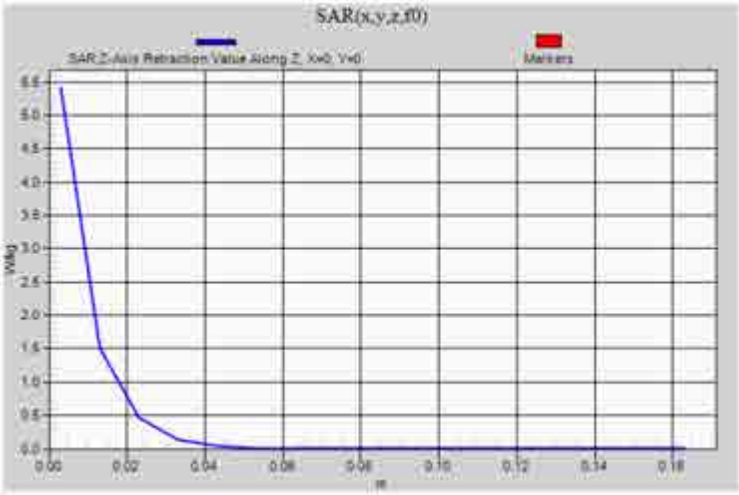

Motorola Solutions, Inc. EME Laboratory
Date/Time: 7/21/2015 6:04:02 AM

Robot#: DASY5-FL-2 | Run#:	ErC-SYSP-1900H-150721-04
Dipole Model#	D1900V2
Phantom#:	SAMTP1208
Tissue Temp:	21.9 (C)
Serial#:	521
Test Freq:	1900 (MHz)
Start Power:	250 (mW)
Rotation (1D):	0.023 dB
Adjusted SAR (1W):	39.50 mW/g (1g)

Comments:

Duty Cycle: 1:1, Medium parameters used: f = 1900 MHz; σ = 1.35 S/m; ε_r = 39.5; ρ = 1000 kg/m^3
Probe: ES3DV3 - SN3301, , Frequency: 1900 MHz, ConvF(4.87, 4.87, 4.87); Calibrated: 9/24/2014
Electronics: DAE3 Sn363, Calibrated: 1/15/2015

Below 2 GHz-Rev.2/System Performance Check/Dipole Area Scan 2 (5x9x1): Measurement grid: dx=15mm, dy=15mm
Maximum value of SAR (measured) = 4.95 W/kg

Below 2 GHz-Rev.2/System Performance Check/0-Degree Cube (5x5x7)/Cube 0:
Measurement grid: dx=7.5mm, dy=7.5mm, dz=5mm
Reference Value = 63.18 V/m; Power Drift = -0.04 dB
Peak SAR (extrapolated) = 7.88 W/kg
SAR(1 g) = 3.95 W/kg; SAR(10 g) = 1.96 W/kg (SAR corrected for target medium)
Maximum value of SAR (measured) = 4.90 W/kg

Below 2 GHz-Rev.2/System Performance Check/Z-Axis Retraction (1x1x17): Measurement grid: dx=20mm, dy=20mm, dz=10mm
Maximum value of SAR (measured) = 5.03 W/kg

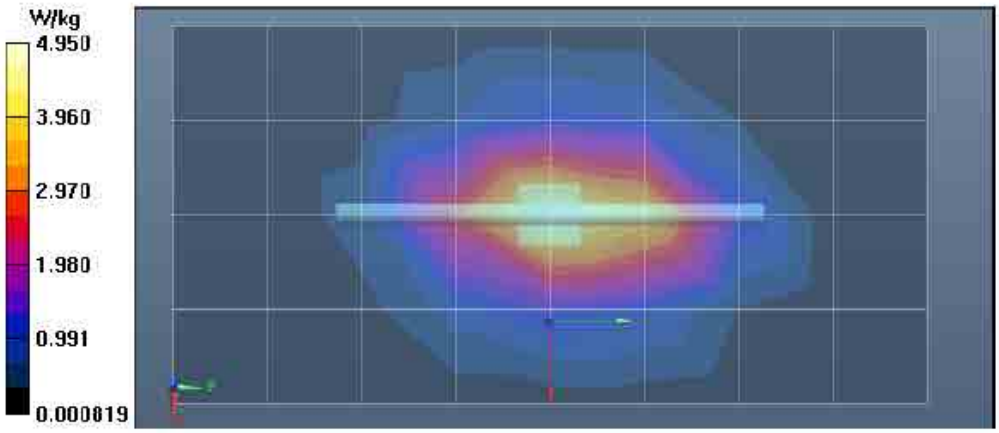

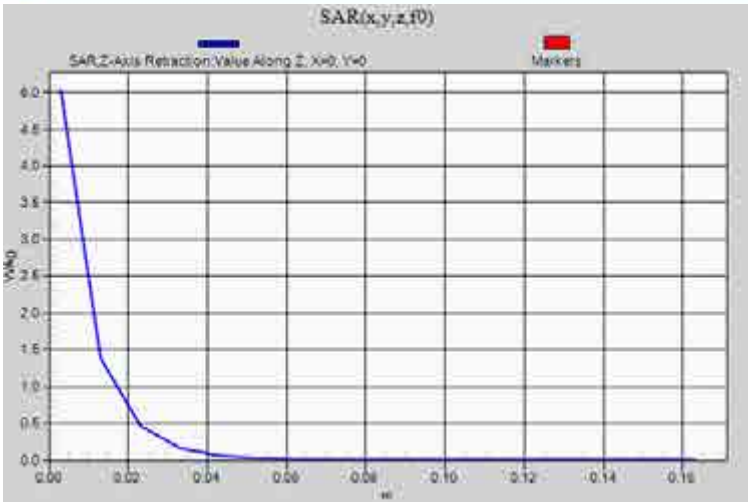

F.10 DUT Data

Motorola Solutions, Inc. EME Laboratory
Date/Time: 7/20/2015 9:55:17 AM

Robot#: DASY5-FL-2 | Run#: ErC-Ab-150720-12

Model#:	LEX10I
Phantom#:	OVAL1016
Tissue Temp:	20.9 (C)
Serial#:	171PRJ0703
Antenna:	Ant 2
Test Freq:	836.4 (MHz)
Battery:	Extended PMNN4475B
Carry Acc:	HKLN4618A Rev 1 back
Audio Acc:	None
Start Power:	1.327 (W)

Comments:

Duty Cycle: 1:3.99945, Medium parameters used: f = 836 MHz; σ = 0.97 S/m; ε_r = 53.3; ρ = 1000 kg/m^3
Probe: ES3DV3 - SN3301, , Frequency: 836.4 MHz, ConvF(6, 6, 6); Calibrated: 9/24/2014
Electronics: DAE3 Sn363, Calibrated: 1/15/2015

Below 2 GHz-Rev.2/Ab Scan/1-Area Scan (6x11x1): Measurement grid: dx=15mm, dy=15mm
Maximum value of SAR (measured) = 0.475 W/kg

Below 2 GHz-Rev.2/Ab Scan/3-Zoom Scan (6x6x7)/Cube 0: Measurement grid: dx=7.5mm, dy=7.5mm, dz=5mm
Reference Value = 21.68 V/m; Power Drift = -0.08 dB
Peak SAR (extrapolated) = 0.584 W/kg
SAR(1 g) = 0.438 W/kg; SAR(10 g) = 0.313 W/kg (SAR corrected for target medium)
Maximum value of SAR (measured) = 0.489 W/kg

Below 2 GHz-Rev.2/Ab Scan/4-Z-Axis Scan (1x1x17): Measurement grid: dx=20mm, dy=20mm, dz=10mm
Maximum value of SAR (measured) = 0.479 W/kg

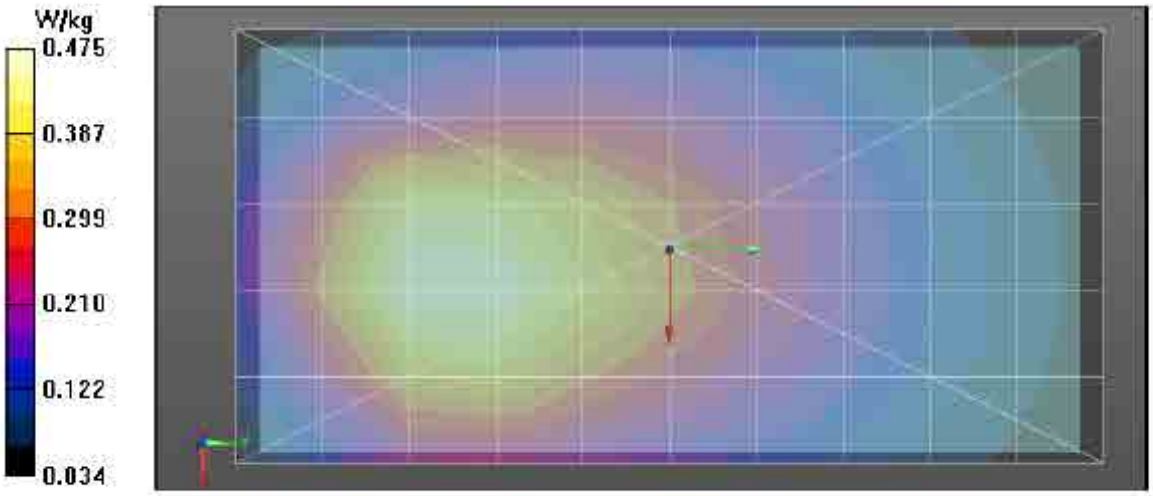

Motorola Solutions, Inc. EME Laboratory

Date/Time: 7/13/2015 9:41:20 AM

Robot#: DASY5-FL-2 | Run#: ErC-Ab-150713-10

Model#:	LEX10I
Phantom#:	OVAL1016
Tissue Temp:	21.7 (C)
Serial#:	171PRL0854
Antenna:	Ant 2
Test Freq:	824.4 (MHz)
Battery:	Standard PMNN4472B
Carry Acc:	Back of DUT @ 1cm
Audio Acc:	None
Start Power:	1.324 (W)

Comments:

Duty Cycle: 1:3.99945, Medium parameters used: f = 824 MHz; σ = 0.95 S/m; ε_r = 53.9; ρ = 1000 kg/m^3
Probe: ES3DV3 - SN3301, , Frequency: 824.4 MHz, ConvF(6, 6, 6); Calibrated: 9/24/2014
Electronics: DAE3 Sn363, Calibrated: 1/15/2015

Below 2 GHz-Rev.2/Ab Scan/1-Area Scan (6x11x1): Measurement grid: dx=15mm, dy=15mm
Maximum value of SAR (measured) = 1.09 W/kg

Below 2 GHz-Rev.2/Ab Scan/3-Zoom Scan (5x5x7)/Cube 0: Measurement grid: dx=7.5mm, dy=7.5mm, dz=5mm
Reference Value = 33.86 V/m; Power Drift = 0.14 dB
Peak SAR (extrapolated) = 1.28 W/kg
SAR(1 g) = 1.02 W/kg; SAR(10 g) = 0.765 W/kg (SAR corrected for target medium)
Maximum value of SAR (measured) = 1.10 W/kg

Below 2 GHz-Rev.2/Ab Scan/4-Z-Axis Scan (1x1x17): Measurement grid: dx=20mm, dy=20mm, dz=10mm

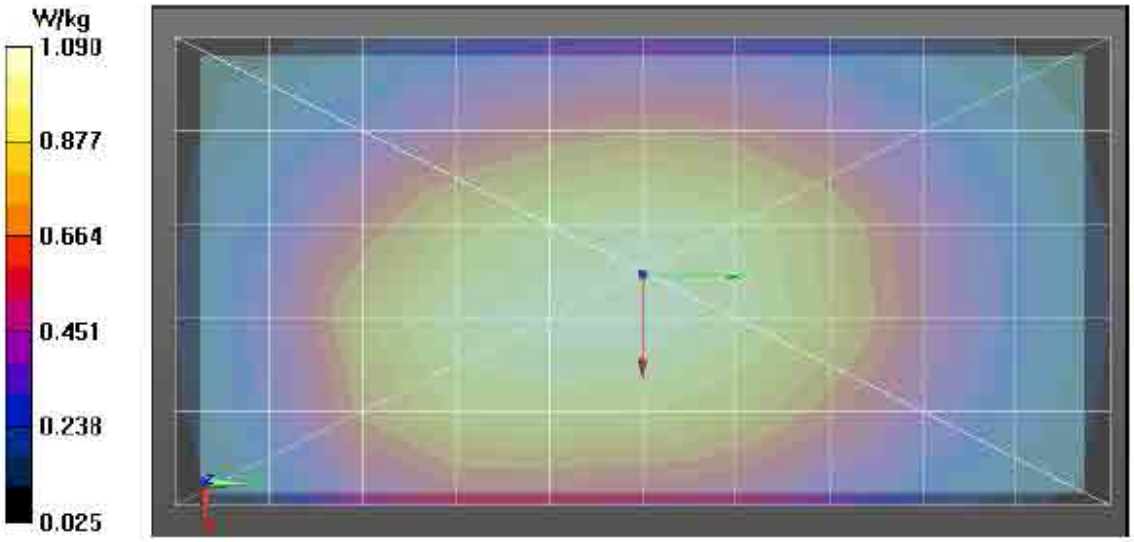

Motorola Solutions, Inc. EME Laboratory
Date/Time: 7/13/2015 5:59:40 AM

Robot#: DASY5-FL-2 | Run#: ErC-Rear-150713-02
Model#: LEX10I
Phantom#: SAMTP1209
Tissue Temp: 22.1 (C)
Serial#: 171PRJ0703
Antenna: Ant 2
Test Freq: 836.4 (MHz)
Battery: Standard PMNN4472B
Carry Acc: Touch
Audio Acc: None
Start Power: 1.327 (W)

Comments:

Duty Cycle: 1:3.99945, Medium parameters used: f = 836 MHz; σ = 0.92 S/m; ε_r = 40.7; ρ = 1000 kg/m^3
Probe: ES3DV3 - SN3301, , Frequency: 836.4 MHz, ConvF(6.23, 6.23, 6.23); Calibrated: 9/24/2014
Electronics: DAE3 Sn363, Calibrated: 1/15/2015

Below 2 GHz-Rev.2/Right Ear-Touch Position/1-Area Scan (7x12x1): Measurement grid: dx=15mm, dy=15mm
Maximum value of SAR (measured) = 0.646 W/kg

Below 2 GHz-Rev.2/Right Ear-Touch Position/Zoom Scan (6x6x7)/Cube 0: Measurement grid: dx=7.5mm, dy=7.5mm, dz=5mm
Reference Value = 25.49 V/m; Power Drift = 0.26 dB
Peak SAR (extrapolated) = 0.748 W/kg
SAR(1 g) = 0.606 W/kg; SAR(10 g) = 0.466 W/kg (SAR corrected for target medium)
Maximum value of SAR (measured) = 0.632 W/kg

Below 2 GHz-Rev.2/Right Ear-Touch Position/4-Z-Axis Scan (1x1x17): Measurement grid: dx=20mm, dy=20mm, dz=10mm
Maximum value of SAR (measured) = 0.0721 W/kg

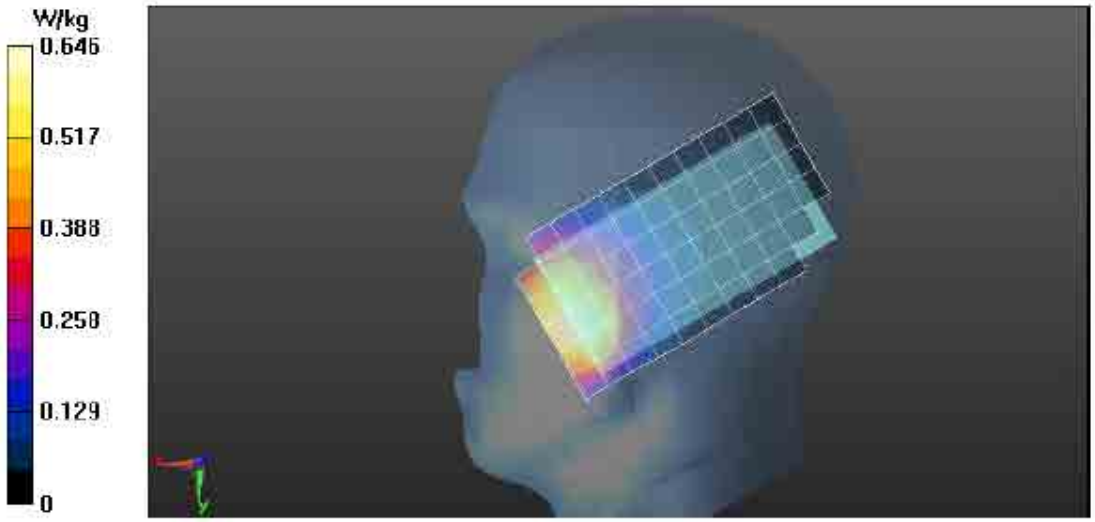

Motorola Solutions, Inc. EME Laboratory

Date/Time: 7/20/2015 9:35:02 AM

Robot#: DASY5-FL-2 | Run#:	ErC-Ab-150720-11
Model#:	LEX10I
Phantom#:	OVAL1016
Tissue Temp:	20.9 (C)
Serial#:	171PRJ0703
Antenna:	Ant 2
Test Freq:	897.6 (MHz)
Battery:	Extended PMNN4475B
Carry Acc:	HKLN4618A Rev 1 back
Audio Acc:	None
Start Power:	1.199 (W)

Comments:

Duty Cycle: 1:3.99945, Medium parameters used: f = 898 MHz; σ = 1.03 S/m; ε_r = 52.7; ρ = 1000 kg/m^3
Probe: ES3DV3 - SN3301, , Frequency: 897.6 MHz, ConvF(6, 6, 6); Calibrated: 9/24/2014
Electronics: DAE3 Sn363, Calibrated: 1/15/2015

Below 2 GHz-Rev.2/Ab Scan/1-Area Scan (6x11x1): Measurement grid: dx=15mm, dy=15mm
Maximum value of SAR (measured) = 0.332 W/kg

Below 2 GHz-Rev.2/Ab Scan/3-Zoom Scan (5x5x7)/Cube 0: Measurement grid: dx=7.5mm, dy=7.5mm, dz=5mm
Reference Value = 17.65 V/m; Power Drift = 0.22 dB
Peak SAR (extrapolated) = 0.405 W/kg
SAR(1 g) = 0.292 W/kg; SAR(10 g) = 0.202 W/kg (SAR corrected for target medium)
Maximum value of SAR (measured) = 0.331 W/kg

Below 2 GHz-Rev.2/Ab Scan/4-Z-Axis Scan (1x1x17): Measurement grid: dx=20mm, dy=20mm, dz=10mm

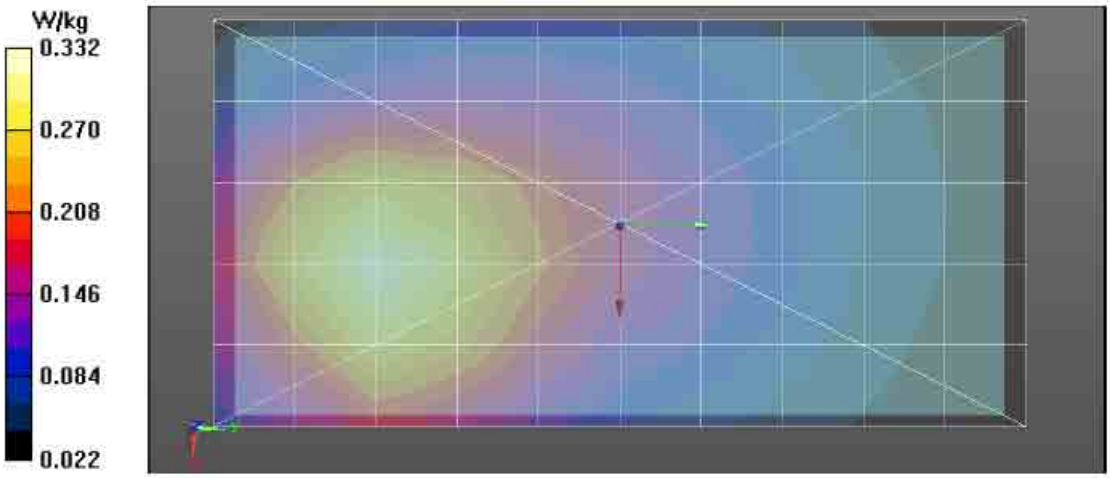

Motorola Solutions, Inc. EME Laboratory
Date/Time: 7/9/2015 11:51:11 AM

Robot#: DASY5-FL-2 | Run#:	ErC-Ab-150709-05
Model#:	LEX10I
Phantom#:	OVAL1016
Tissue Temp:	21.9 (C)
Serial#:	171PRJ0703
Antenna:	Ant 2
Test Freq:	897.6 (ch 189) (MHz)
Battery:	Standard PMNN4472B
Carry Acc:	Back of DUT @ 1cm
Audio Acc:	None
Start Power:	1.199 (W)

Comments:

Duty Cycle: 1:3.99945, Medium parameters used: f = 898 MHz; σ = 1.04 S/m; ε_r = 52.9; ρ = 1000 kg/m^3
Probe: ES3DV3 - SN3301, , Frequency: 897.6 MHz, ConvF(6, 6, 6); Calibrated: 9/24/2014
Electronics: DAE3 Sn363, Calibrated: 1/15/2015

Below 2 GHz-Rev.2/Ab Scan/1-Area Scan (6x11x1): Measurement grid: dx=15mm, dy=15mm
Maximum value of SAR (measured) = 0.740 W/kg

Below 2 GHz-Rev.2/Ab Scan/3-Zoom Scan (5x5x7)/Cube 0: Measurement grid: dx=7.5mm, dy=7.5mm, dz=5mm
Reference Value = 25.89 V/m; Power Drift = 0.25 dB
Peak SAR (extrapolated) = 0.921 W/kg
SAR(1 g) = 0.697 W/kg; SAR(10 g) = 0.507 W/kg (SAR corrected for target medium)
Maximum value of SAR (measured) = 0.779 W/kg

Below 2 GHz-Rev.2/Ab Scan/4-Z-Axis Scan (1x1x17): Measurement grid: dx=20mm, dy=20mm, dz=10mm
Maximum value of SAR (measured) = 0.785 W/kg

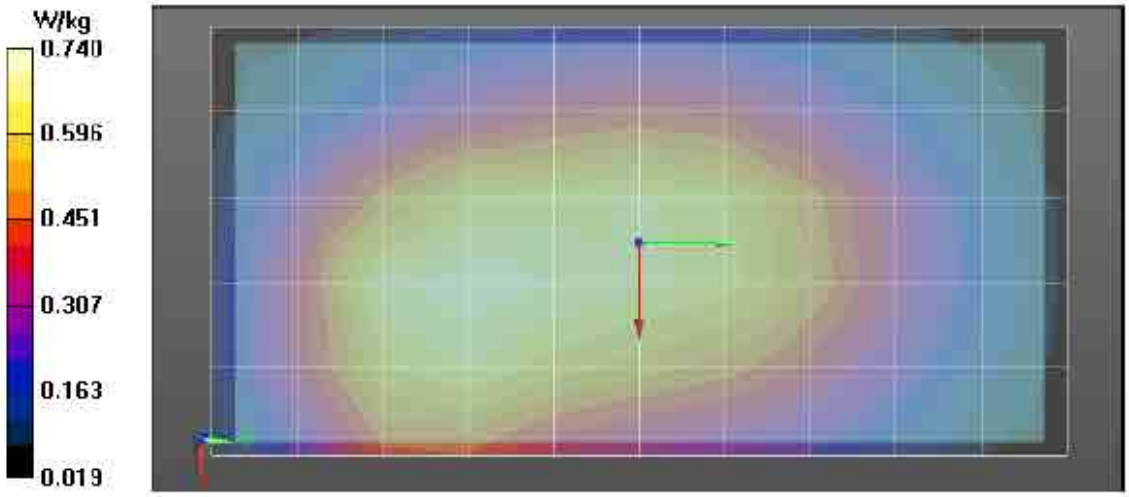

Motorola Solutions, Inc. EME Laboratory
Date/Time: 7/10/2015 10:07:23 AM

Robot#: DASY5-FL-2 | Run#:	ErC-Rear-150710-12
Model#:	LEX10I
Phantom#:	SAMTP1209
Tissue Temp:	21.1 (C)
Serial#:	171PRJ0703
Antenna:	Ant 2
Test Freq:	897.6 (MHz)
Battery:	Standard PMNN4472B
Carry Acc:	Touch
Audio Acc:	None
Start Power:	1.199 (W)

Comments:

Duty Cycle: 1:3.99945, Medium parameters used: f = 898 MHz; σ = 0.97 S/m; ε_r = 39.7; ρ = 1000 kg/m^3
Probe: ES3DV3 - SN3301, , Frequency: 897.6 MHz, ConvF(6.23, 6.23, 6.23); Calibrated: 9/24/2014
Electronics: DAE3 Sn363, Calibrated: 1/15/2015

Below 2 GHz-Rev.2/Right Ear-Touch Position/1-Area Scan (7x12x1): Measurement grid: dx=15mm, dy=15mm
Maximum value of SAR (measured) = 0.600 W/kg

Below 2 GHz-Rev.2/Right Ear-Touch Position/Zoom Scan (6x6x7)/Cube 0: Measurement grid: dx=7.5mm, dy=7.5mm, dz=5mm
Reference Value = 23.81 V/m; Power Drift = -0.17 dB
Peak SAR (extrapolated) = 0.703 W/kg
SAR(1 g) = 0.537 W/kg; SAR(10 g) = 0.398 W/kg (SAR corrected for target medium)
Maximum value of SAR (measured) = 0.571 W/kg

Below 2 GHz-Rev.2/Right Ear-Touch Position/4-Z-Axis Scan (1x1x17): Measurement grid: dx=20mm, dy=20mm, dz=10mm
Maximum value of SAR (measured) = 0.499 W/kg

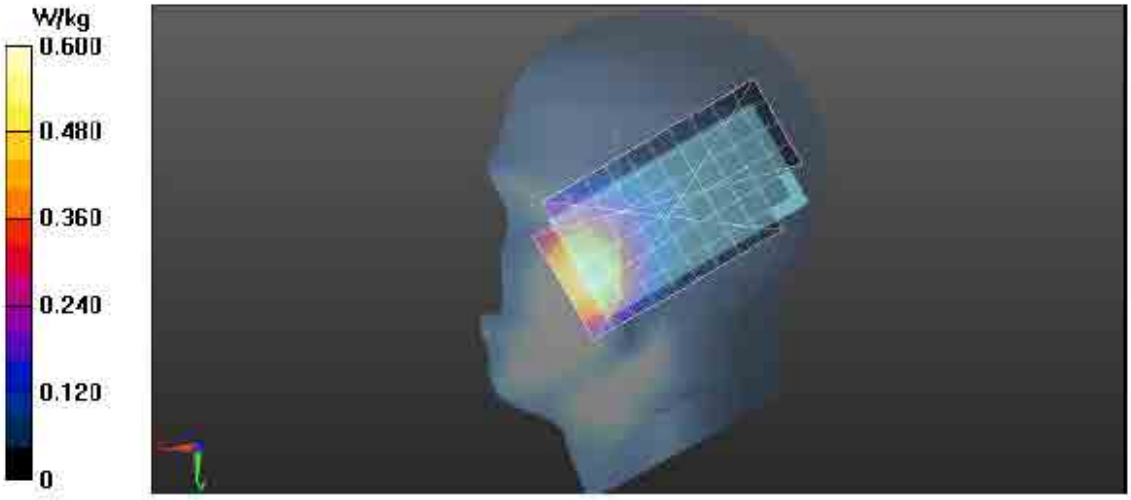

Motorola Solutions, Inc. EME Laboratory

Date/Time: 7/13/2015 1:31:02 PM

Robot#: DASY5-FL-2 | Run#: ErC-Ab-150713-16

Model#:	LEX10I
Phantom#:	Triple 1168-1
Tissue Temp:	21.7 (C)
Serial#:	171PRJ0703
Antenna:	Ant 1
Test Freq:	1747.8 (MHz)
Battery:	Standard PMNN4472B
Carry Acc:	HKLN4618A back
Audio Acc:	None
Start Power:	.566 (W)

Comments:

Duty Cycle: 1:3.99945, Medium parameters used: f = 1748 MHz; σ = 1.49 S/m; ε_r = 55.1; ρ = 1000 kg/m^3
Probe: ES3DV3 - SN3301, , Frequency: 1747.8 MHz, ConvF(4.79, 4.79, 4.79); Calibrated: 9/24/2014
Electronics: DAE3 Sn363, Calibrated: 1/15/2015

Below 2 GHz-Rev.2/Ab Scan/1-Area Scan (12x7x1): Measurement grid: dx=15mm, dy=15mm
Maximum value of SAR (measured) = 0.305 W/kg

Below 2 GHz-Rev.2/Ab Scan/3-Zoom Scan (5x5x7)/Cube 0: Measurement grid: dx=7.5mm, dy=7.5mm, dz=5mm
Reference Value = 11.67 V/m; Power Drift = -0.06 dB
Peak SAR (extrapolated) = 0.420 W/kg
SAR(1 g) = 0.279 W/kg; SAR(10 g) = 0.179 W/kg (SAR corrected for target medium)
Maximum value of SAR (measured) = 0.324 W/kg

Below 2 GHz-Rev.2/Ab Scan/4-Z-Axis Scan (1x1x17): Measurement grid: dx=20mm, dy=20mm, dz=10mm
Maximum value of SAR (measured) = 0.325 W/kg

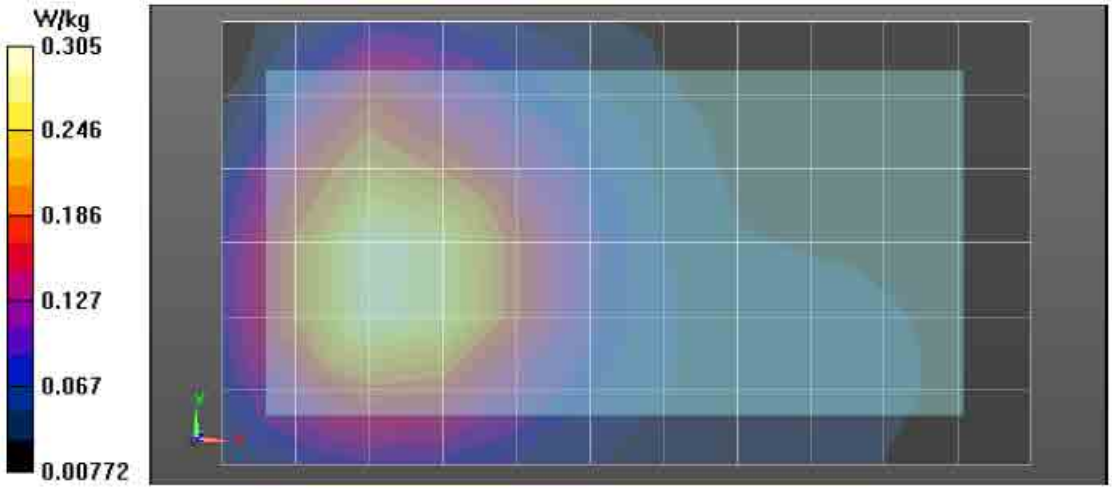

Motorola Solutions, Inc. EME Laboratory
Date/Time: 7/14/2015 6:17:34 AM

Robot#: DASY5-FL-2 | Run#:	ErC-Ab-150714-04
Model#:	LEX10I
Phantom#:	Triple 1168-1
Tissue Temp:	22.0 (C)
Serial#:	171PRJ0703
Antenna:	Ant 1
Test Freq:	1747.8 (MHz)
Battery:	Standard PMNN4472B
Carry Acc:	Back of DUT @ 1cm
Audio Acc:	None
Start Power:	.566 (W)

Comments:

Duty Cycle: 1:3.99945, Medium parameters used: f = 1748 MHz; σ = 1.49 S/m; ε_r = 55; ρ = 1000 kg/m^3
Probe: ES3DV3 - SN3301, , Frequency: 1747.8 MHz, ConvF(4.79, 4.79, 4.79); Calibrated: 9/24/2014
Electronics: DAE3 Sn363, Calibrated: 1/15/2015

Below 2 GHz-Rev.2/Ab Scan/1-Area Scan (12x7x1): Measurement grid: dx=15mm, dy=15mm
Maximum value of SAR (measured) = 0.411 W/kg

Below 2 GHz-Rev.2/Ab Scan/3-Zoom Scan (6x6x7)/Cube 0: Measurement grid: dx=7.5mm, dy=7.5mm, dz=5mm
Reference Value = 15.27 V/m; Power Drift = 0.01 dB
Peak SAR (extrapolated) = 0.582 W/kg
SAR(1 g) = 0.360 W/kg; SAR(10 g) = 0.229 W/kg (SAR corrected for target medium)
Maximum value of SAR (measured) = 0.419 W/kg

Below 2 GHz-Rev.2/Ab Scan/4-Z-Axis Scan (1x1x17): Measurement grid: dx=20mm, dy=20mm, dz=10mm
Maximum value of SAR (measured) = 0.414 W/kg

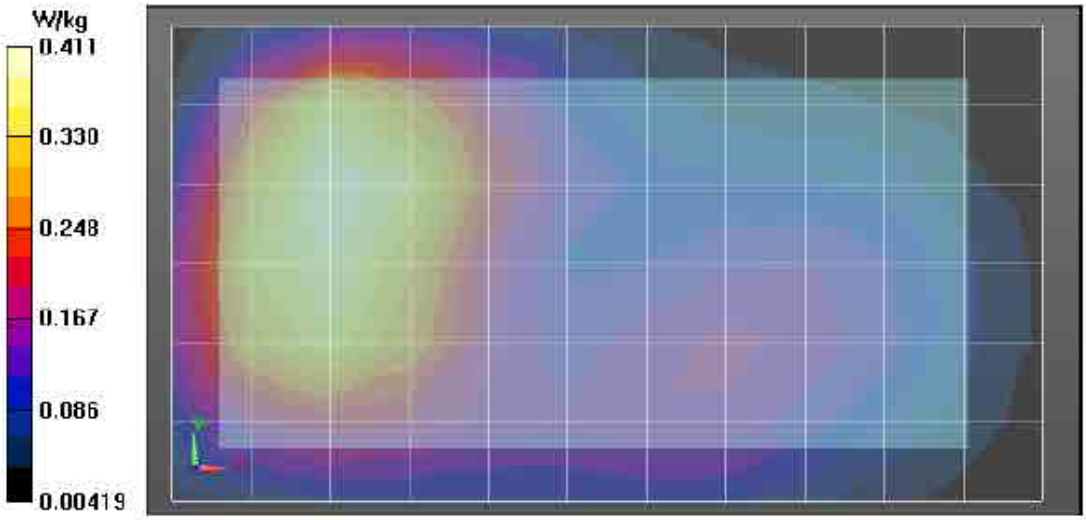

Motorola Solutions, Inc. EME Laboratory
Date/Time: 7/14/2015 1:11:05 PM

Robot#: DASY5-FL-2| Run#:	ErC-Lear-150714-12
Model#:	LEX10I
Phantom#:	SAMTP1208
Tissue Temp:	21.1 (C)
Serial#:	171PRJ0703
Antenna:	Ant 1
Test Freq:	1747.8 (MHz)
Battery:	Standard PMNN4472B
Carry Acc:	Touch
Audio Acc:	None
Start Power:	.566 (W)

Comments:

Duty Cycle: 1:3.99945, Medium parameters used: f = 1748 MHz; σ = 1.35 S/m; ε_r = 39.2; ρ = 1000 kg/m^3
Probe: ES3DV3 - SN3301, , Frequency: 1747.8 MHz, ConvF(5.04, 5.04, 5.04); Calibrated: 9/24/2014
Electronics: DAE3 Sn363, Calibrated: 1/15/2015

Below 2 GHz-Rev.2/Left Ear-Touch position/1-Area Scan (7x12x1): Measurement grid: dx=15mm, dy=15mm
Maximum value of SAR (measured) = 0.409 W/kg

Below 2 GHz-Rev.2/Left Ear-Touch position/Zoom Scan (5x5x7)/Cube 0: Measurement grid: dx=7.5mm, dy=7.5mm, dz=5mm
Reference Value = 11.17 V/m; Power Drift = -0.04 dB
Peak SAR (extrapolated) = 0.634 W/kg
SAR(1 g) = 0.381 W/kg; SAR(10 g) = 0.224 W/kg (SAR corrected for target medium)
Maximum value of SAR (measured) = 0.408 W/kg

Below 2 GHz-Rev.2/Left Ear-Touch position/4-Z-Axis Scan (1x1x17): Measurement grid: dx=20mm, dy=20mm, dz=10mm
Maximum value of SAR (measured) = 0.454 W/kg



Motorola Solutions, Inc. EME Laboratory

Date/Time: 7/15/2015 10:51:18 AM

Robot#: DASY5-FL-2 | Run#: ErC-Ab-150715-10

Model#:	LEX10I
Phantom#:	Triple 1168-1
Tissue Temp:	21.3 (C)
Serial#:	171PRJ0703
Antenna:	Ant 1
Test Freq:	1880 (MHz)
Battery:	Standard PMNN4472B
Carry Acc:	HKLN4618A Rev 1 back
Audio Acc:	None
Start Power:	.547 (W)

Comments:

Duty Cycle: 1:3.99945, Medium parameters used: f = 1880 MHz; σ = 1.57 S/m; ε_r = 55.4; ρ = 1000 kg/m^3
Probe: ES3DV3 - SN3301, , Frequency: 1880 MHz, ConvF(4.79, 4.79, 4.79); Calibrated: 9/24/2014
Electronics: DAE3 Sn363, Calibrated: 1/15/2015

Below 2 GHz-Rev.2/Ab Scan/1-Area Scan (12x7x1): Measurement grid: dx=15mm, dy=15mm
Maximum value of SAR (measured) = 0.302 W/kg

Below 2 GHz-Rev.2/Ab Scan/3-Zoom Scan (5x5x7)/Cube 0: Measurement grid: dx=7.5mm, dy=7.5mm, dz=5mm
Reference Value = 11.31 V/m; Power Drift = -0.00 dB
Peak SAR (extrapolated) = 0.412 W/kg
SAR(1 g) = 0.265 W/kg; SAR(10 g) = 0.168 W/kg (SAR corrected for target medium)
Maximum value of SAR (measured) = 0.316 W/kg

Below 2 GHz-Rev.2/Ab Scan/4-Z-Axis Scan (1x1x17): Measurement grid: dx=20mm, dy=20mm, dz=10mm
Maximum value of SAR (measured) = 0.320 W/kg

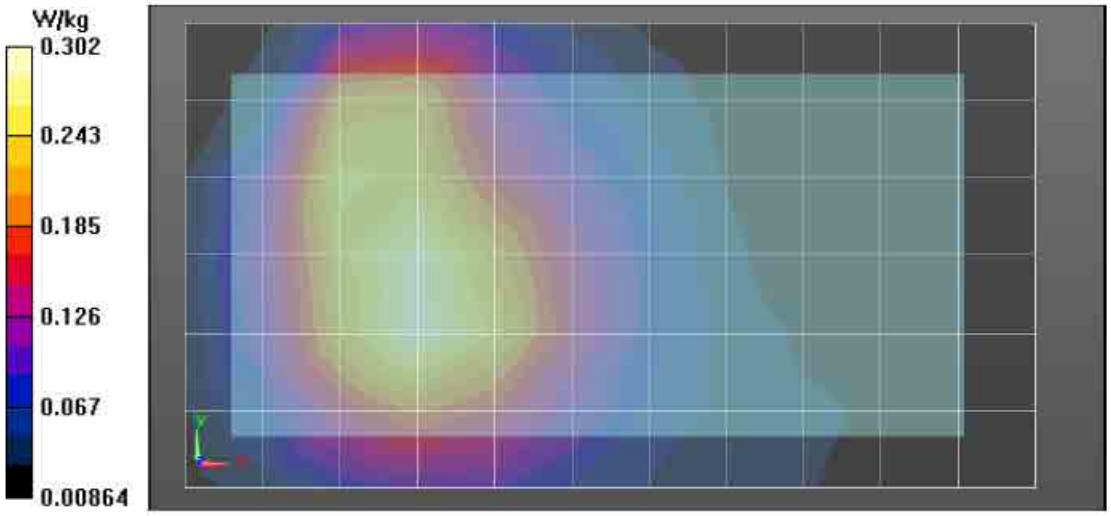

Motorola Solutions, Inc. EME Laboratory
Date/Time: 7/15/2015 11:33:03 AM

Robot#: DASY5-FL-2 | Run#:	ErC-Ab-150715-12
Model#:	LEX10I
Phantom#:	Triple 1168-1
Tissue Temp:	21.4 (C)
Serial#:	171PRJ0703
Antenna:	Ant 1
Test Freq:	1880 (MHz)
Battery:	Standard PMNN4472B
Carry Acc:	Front of DUT @ 1cm
Audio Acc:	None
Start Power:	.547 (W)

Comments:

Duty Cycle: 1:3.99945, Medium parameters used: f = 1880 MHz; σ = 1.57 S/m; ε_r = 55.4; ρ = 1000 kg/m^3
Probe: ES3DV3 - SN3301, , Frequency: 1880 MHz, ConvF(4.79, 4.79, 4.79); Calibrated: 9/24/2014
Electronics: DAE3 Sn363, Calibrated: 1/15/2015

Below 2 GHz-Rev.2/Ab Scan/1-Area Scan (12x7x1): Measurement grid: dx=15mm, dy=15mm
Maximum value of SAR (measured) = 0.371 W/kg

Below 2 GHz-Rev.2/Ab Scan/3-Zoom Scan (5x5x7)/Cube 0: Measurement grid: dx=7.5mm, dy=7.5mm, dz=5mm
Reference Value = 11.37 V/m; Power Drift = 0.01 dB
Peak SAR (extrapolated) = 0.523 W/kg
SAR(1 g) = 0.333 W/kg; SAR(10 g) = 0.210 W/kg (SAR corrected for target medium)
Maximum value of SAR (measured) = 0.393 W/kg

Below 2 GHz-Rev.2/Ab Scan/4-Z-Axis Scan (1x1x17): Measurement grid: dx=20mm, dy=20mm, dz=10mm
Maximum value of SAR (measured) = 0.394 W/kg

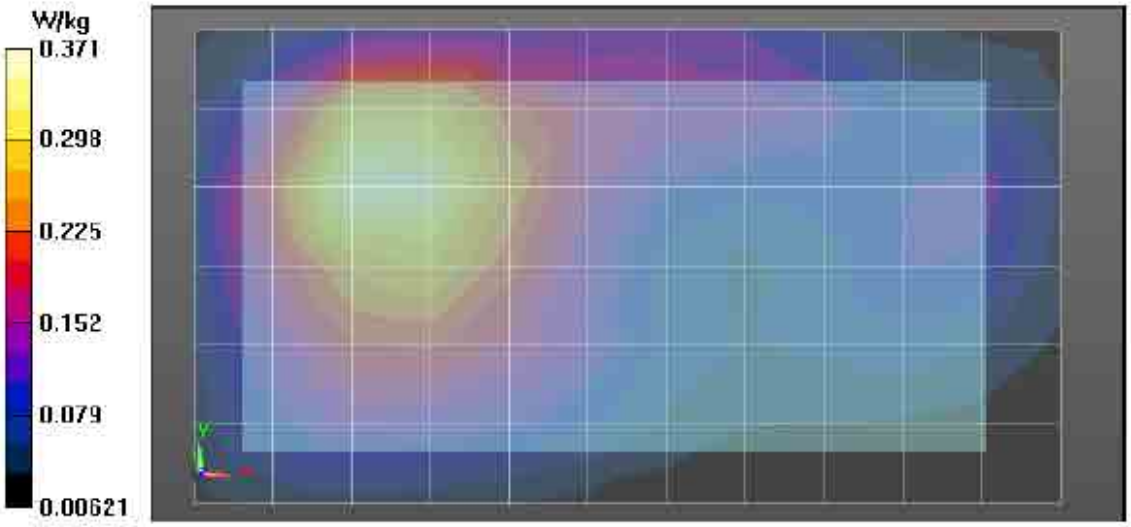

Motorola Solutions, Inc. EME Laboratory
Date/Time: 7/21/2015 6:33:25 AM

Robot#: DASY5-FL-2| Run#:	ErC-Lear-150721-05
Model#:	LEX10I
Phantom#:	SAMTP1208
Tissue Temp:	21.8 (C)
Serial#:	171PRJ0703
Antenna:	Ant 1
Test Freq:	1880 (MHz)
Battery:	Extended PMNN4475B
Carry Acc:	Touch
Audio Acc:	None
Start Power:	.547 (W)

Comments:

Duty Cycle: 1:3.99945, Medium parameters used: f = 1880 MHz; σ = 1.33 S/m; ε_r = 39.6; ρ = 1000 kg/m^3
Probe: ES3DV3 - SN3301, , Frequency: 1880 MHz, ConvF(5.04, 5.04, 5.04); Calibrated: 9/24/2014
Electronics: DAE3 Sn363, Calibrated: 1/15/2015

Below 2 GHz-Rev.2/Left Ear-Touch position/1-Area Scan (7x12x1): Measurement grid: dx=15mm, dy=15mm
Maximum value of SAR (measured) = 0.336 W/kg

Below 2 GHz-Rev.2/Left Ear-Touch position/Zoom Scan (5x5x7)/Cube 0: Measurement grid: dx=7.5mm, dy=7.5mm, dz=5mm
Reference Value = 9.943 V/m; Power Drift = -0.15 dB
Peak SAR (extrapolated) = 0.489 W/kg
SAR(1 g) = 0.312 W/kg; SAR(10 g) = 0.186 W/kg (SAR corrected for target medium)
Maximum value of SAR (measured) = 0.328 W/kg
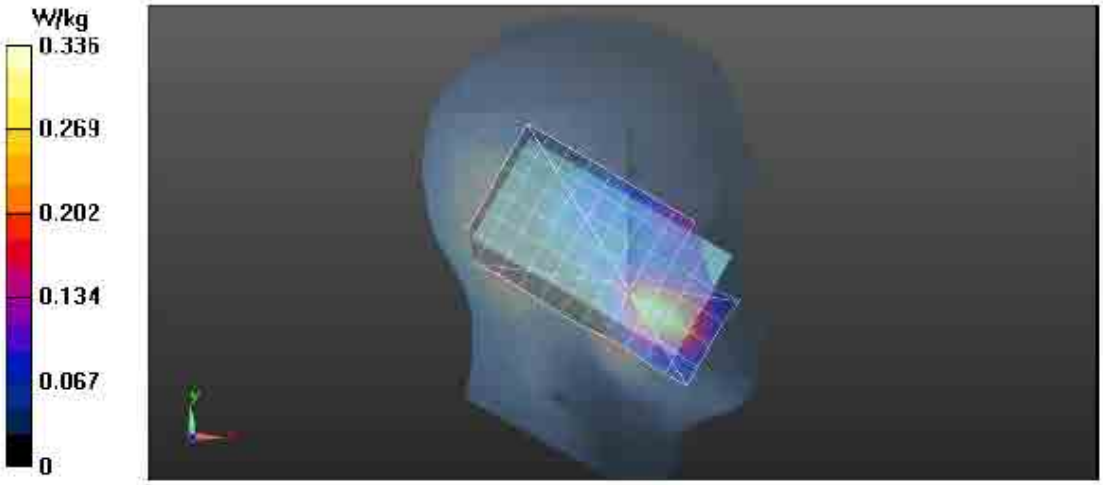
Below 2 GHz-Rev.2/Left Ear-Touch position/4-Z-Axis Scan (1x1x17): Measurement grid: dx=20mm, dy=20mm, dz=10mm
Maximum value of SAR (measured) = 0.375 W/kg