EXHIBIT 9

INTERNAL PHOTOGRAPHS

The following photographs are attached.

	Exhibit
1. RF board with Shields (Top)	9A
2. RF board without Shields (Top)	9B
3. RF board with Shields (Bottom)	9C
4. RF board without Shields (Bottom)	9D
5. Expansion board with shields (Top)	9E
6. Expansion board without shields (Top)	9F
7. Expansion board with shields (Bottom)	9G
8. Expansion board without shields (Bottom)	9H
9. Vocon board with shields (Top)	9I
10. Vocon board without shields (Top)	9J
11. Vocon board with shields (Bottom)	9K
12. Vocon board without shields (Bottom)	9L
13. RF and Vocon boards with chassis and housing (Model 1.5) (Front side)	9M
14. Expansion board with chassis and housing (Model 1.5) (Back side)	9N
15. RF and Vocon boards with chassis and housing (Model 3.5) (Front side)	9O
16. Expansion board with chassis and housing (Model 3.5) (Back side)	9P
17. Exploded view of Model 1.5	9Q
18. Exploded view of Model 3.5	9R

Exhibit 9A



RF board with Shields (Top)

Exhibit 9B



RF board without Shields (Top)

Exhibit 9C

RF board with Shields (Bottom)

Exhibit 9D



RF board without Shields (Bottom)

Exhibit 9E

Expansion board with shields (Top)

Exhibit 9F



Expansion board without shields (Top)

Exhibit 9G



Expansion board with shields (Bottom)

Exhibit 9H

Expansion board without shields (Bottom)

Exhibit 9I

Vocon board with shields (Top)

Exhibit 9J



Vocon board without shields (Top)

Exhibit 9K

Vocon board with shields (Bottom)

Exhibit 9L



Vocon board without shields (Bottom)

Exhibit 9M

RF and Vocon boards with chassis and housing (Model 1.5) (Front side)

Exhibit 9N

Expansion board with chassis and housing (Model 1.5) (Back side)

Exhibit 9O

RF and Vocon boards with chassis and housing (Model 3.5) (Front side)

Exhibit 9P

Expansion board with chassis and housing (Model 3.5) (Back side)

Exhibit 9Q

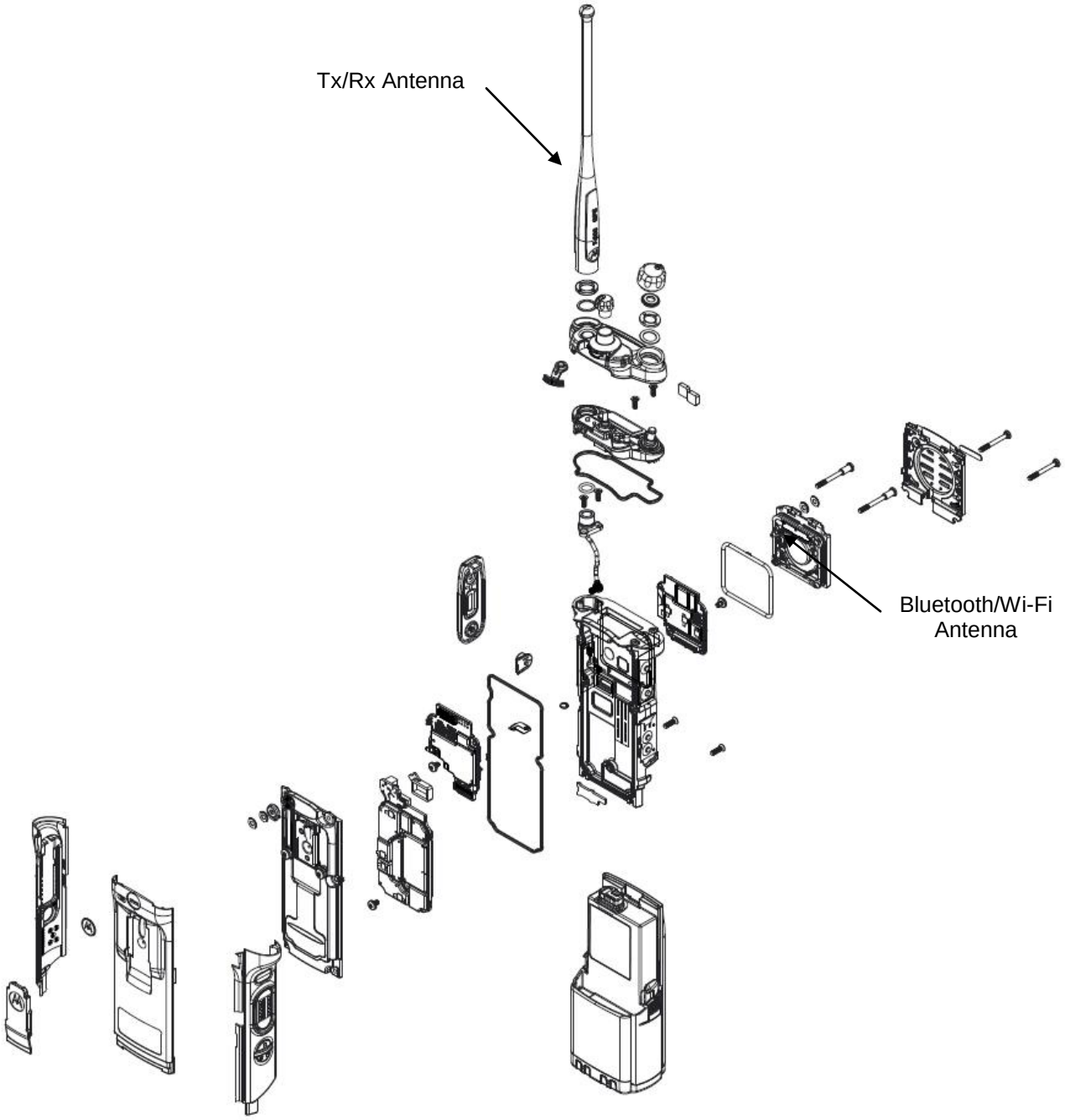

Exploded view of Model 1.5

Exhibit 9R

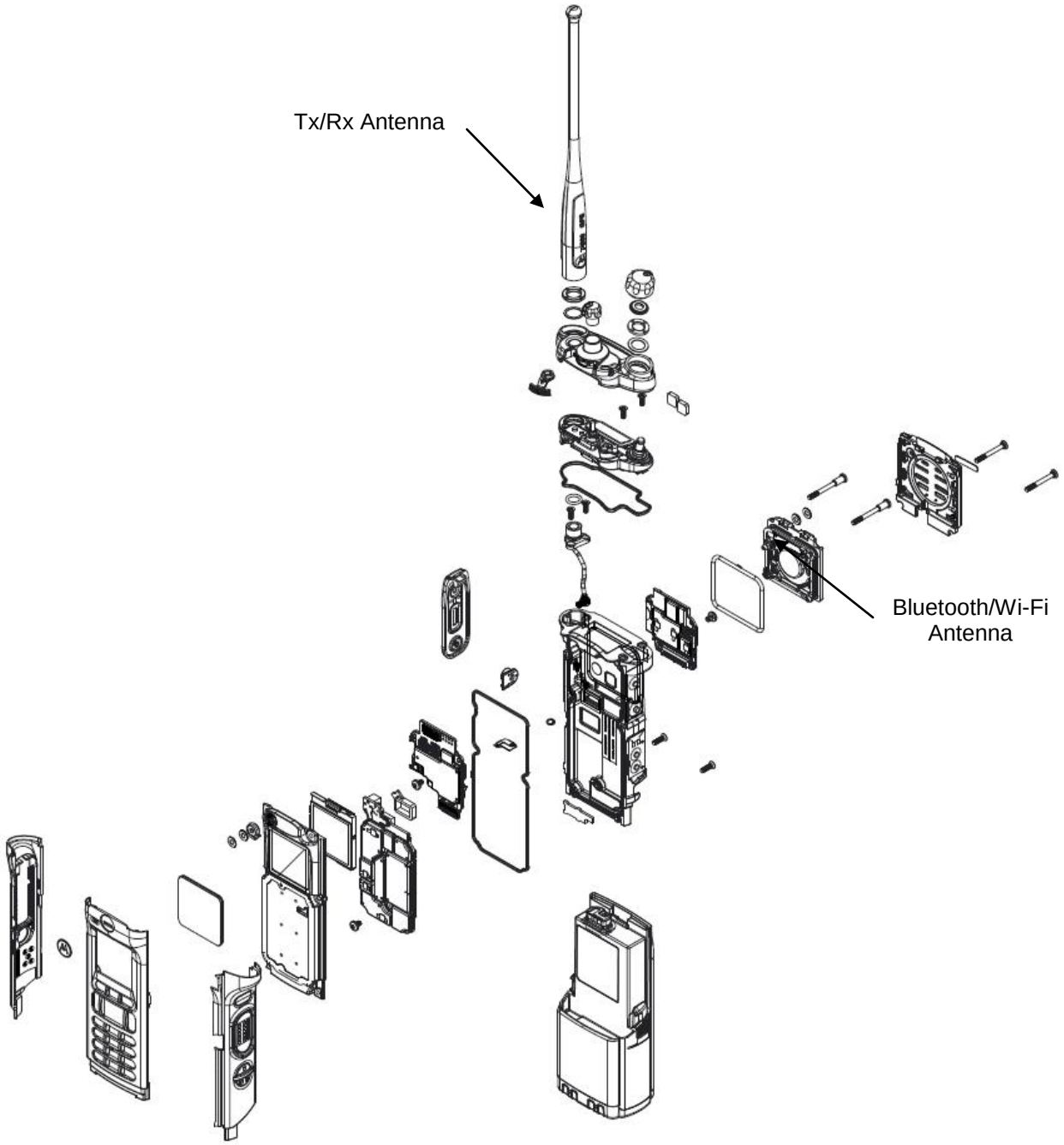

Exploded view of Model 3.5