| Band 5, 5MHz 16-QAM, Low CH 20425 | | | |
|---|---|---|---|
| RB = 1 | Offset = 0 | RB = X (100%) | Offset = 0 |

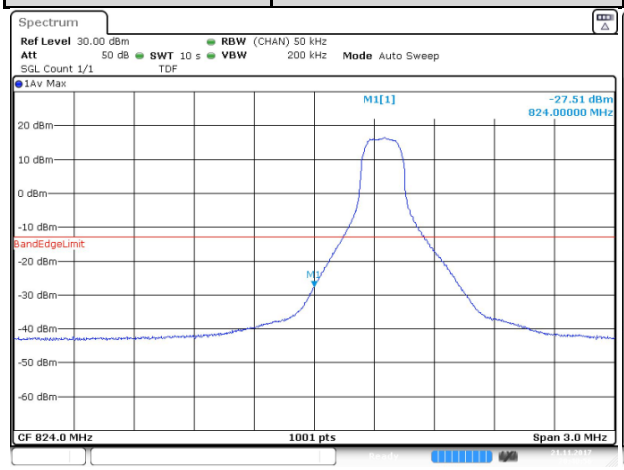


Date: 21.NOV.2017 20:40:56

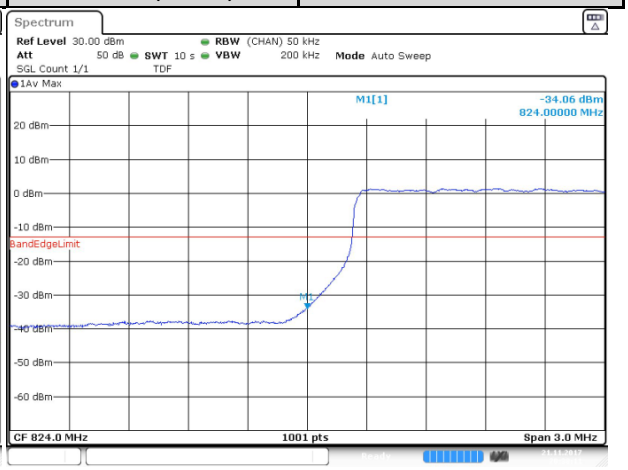


Date: 21.NOV.2017 20:38:11

| Band 5, 5MHz 16-QAM, High CH 20625 | | | |
|---|---|---|---|
| RB = 1 | Offset =X-1 | RB = X (100%) | Offset = 0 |

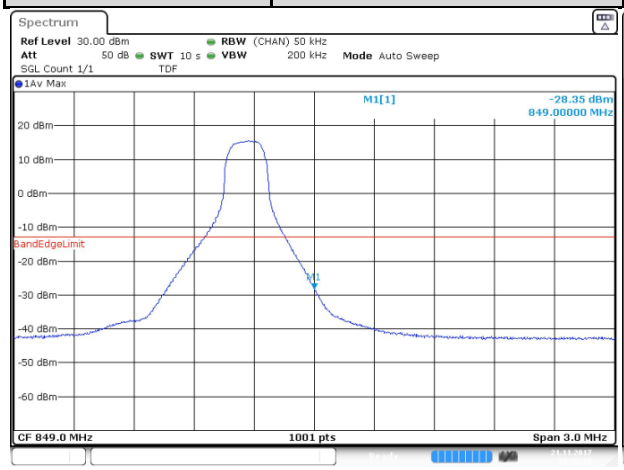


Date: 21.NOV.2017 20:42:20

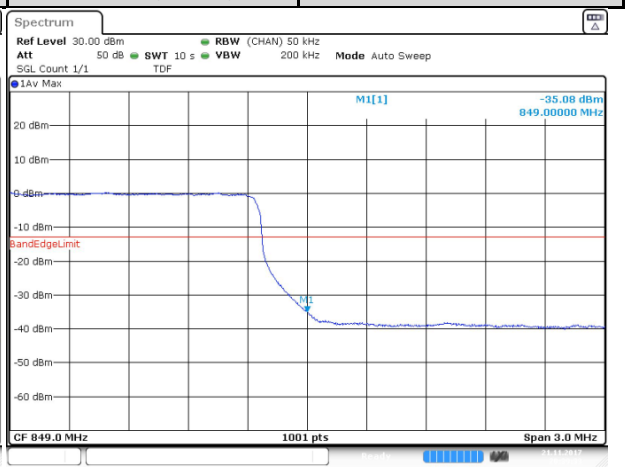


Date: 21.NOV.2017 20:39:33

| Band 5, 10MHz QPSK, Low CH 20450 | | | |
|---|---|---|---|
| RB = 1 | Offset = 0 | RB = X (100%) | Offset = 0 |

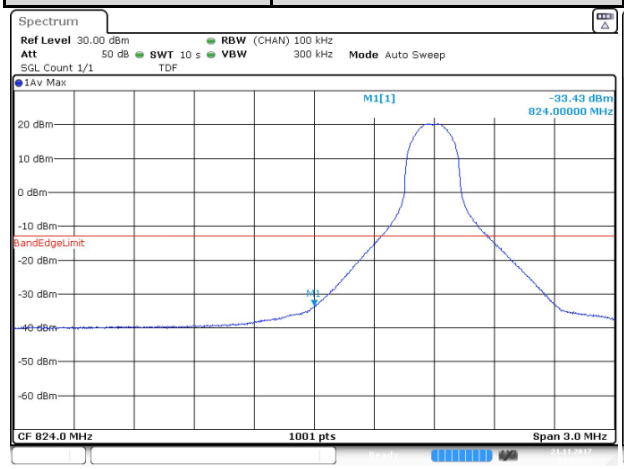


Date: 21.NOV.2017 20:23:56

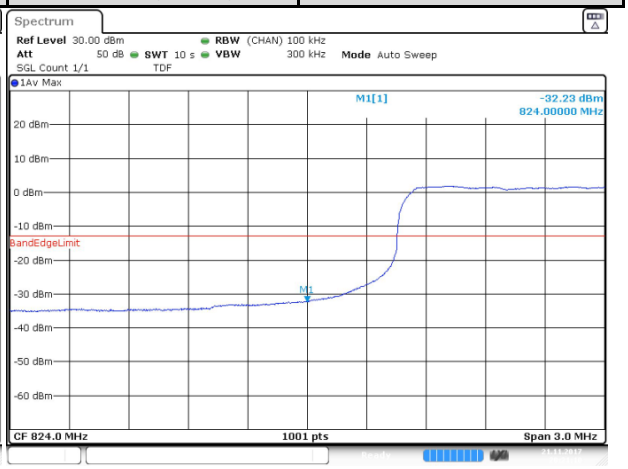


Date: 21.NOV.2017 20:21:11

| Band 5, 10MHz QPSK, High CH 20600 | | | |
|---|---|---|---|
| RB = 1 | Offset =X-1 | RB = X (100%) | Offset = 0 |

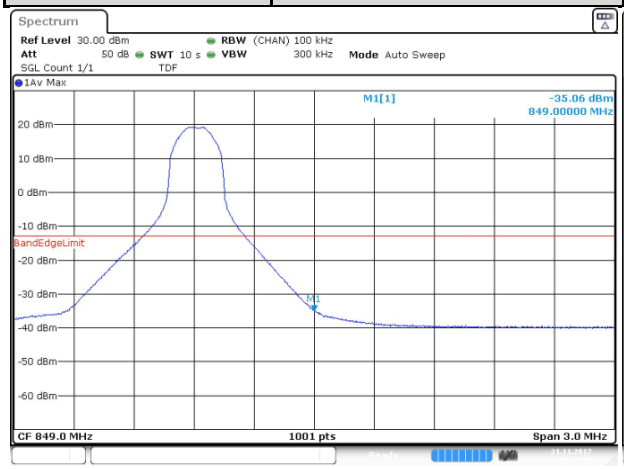


Date: 21.NOV.2017 20:25:19

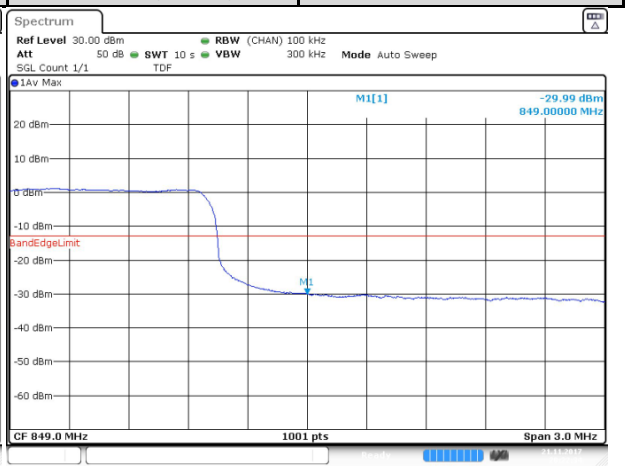


Date: 21.NOV.2017 20:22:34

| Band 5, 10MHz 16-QAM, Low CH 20450 | | | |
|---|---|---|---|
| RB = 1 | Offset = 0 | RB = X (100%) | Offset = 0 |

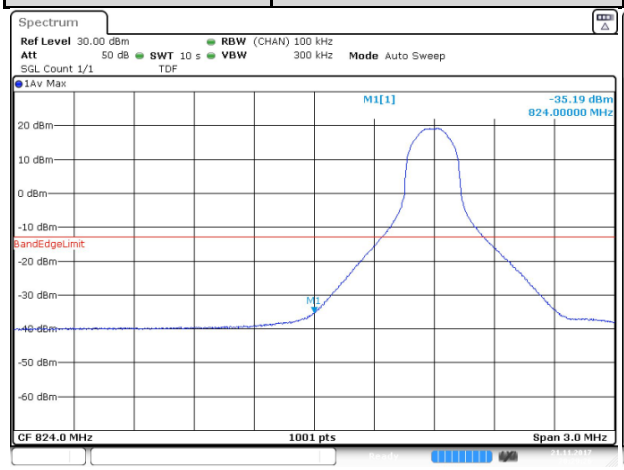


Date: 21.NOV.2017 20:29:27

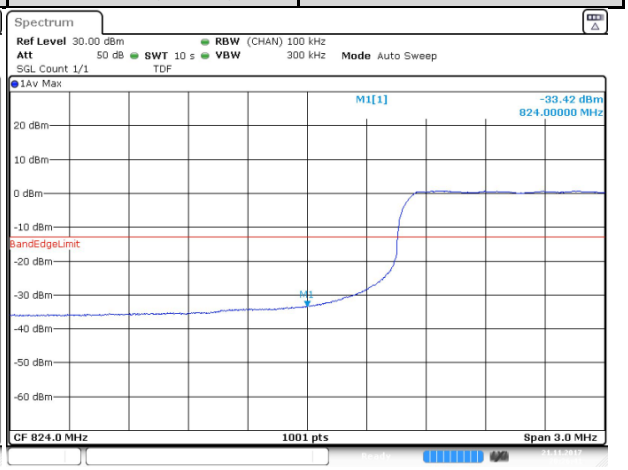


Date: 21.NOV.2017 20:26:41

| Band 5, 10MHz 16-QAM, High CH 20600 | | | |
|---|---|---|---|
| RB = 1 | Offset =X-1 | RB = X (100%) | Offset = 0 |

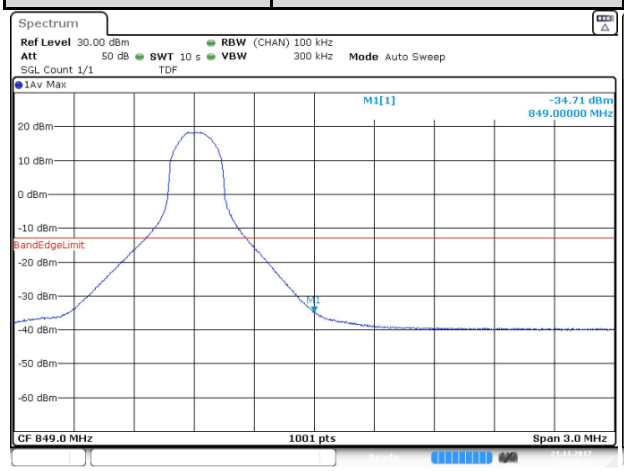


Date: 21.NOV.2017 20:30:52

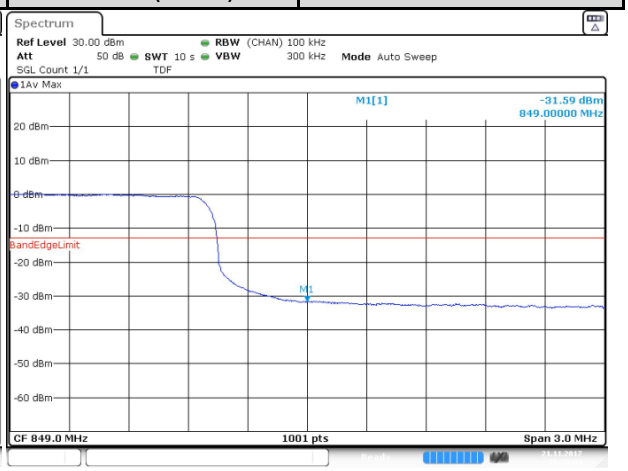


Date: 21.NOV.2017 20:28:04

## 1.11. Conducted Spurious Emission

### 1.11.1. **Test Setup**

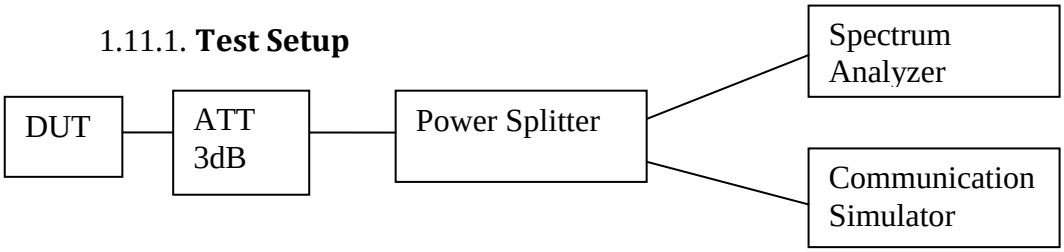


1) The DUT transmitter output port was connected to communication simulator with above setup.
2) Path loss for the measurement included.
3) Set DUT to transmit maximum power through communication simulator.
4) Spectrum Analyzer setting, RBW = 100 kHz or greater, VBW = 3*RBW.
5) The spurious emission of lowest, middle and highest channels with the highest RF powers were measured.
6) Record the maximum trace plot into the test report.

### 1.11.2. **Test Limit**

The power of any emission outside of the authorized operating frequency ranges must be attenuated below the transmitting power (P) by a factor of at least 43 + 10 log(P) dB.

### 1.11.3. **Conducted Spurious Emission - LTE Band 5 (824-849MHz)**

**1.4MHz**

| QPSK - Low Freq (824.7 MHz) | |
|---|---|
| RB Size =1, RB Offset = 3 | |
| 9kHz ~ 2GHz | 2GHz ~ 10GHz |
| 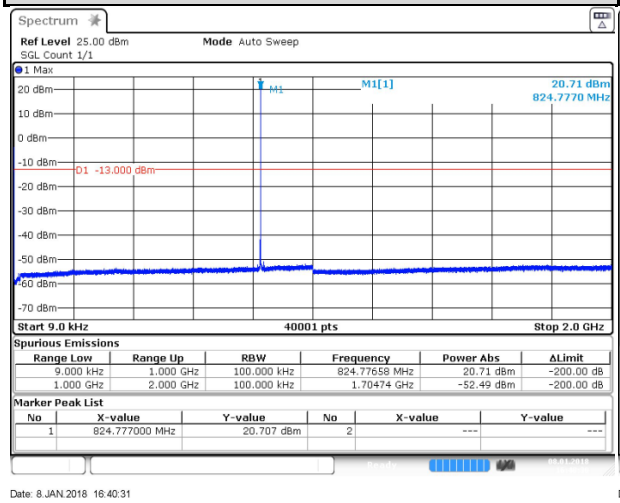 | 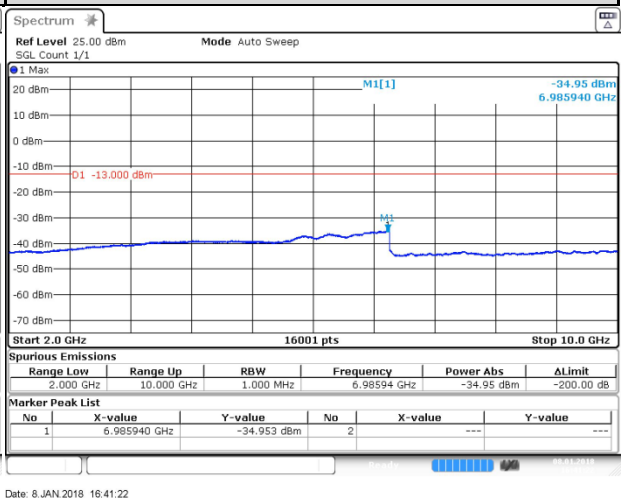 |

| QPSK - Mid Freq (836.5 MHz) | |
|---|---|
| RB Size =1, RB Offset = 3 | |
| 9kHz ~ 2GHz | 2GHz ~ 10GHz |

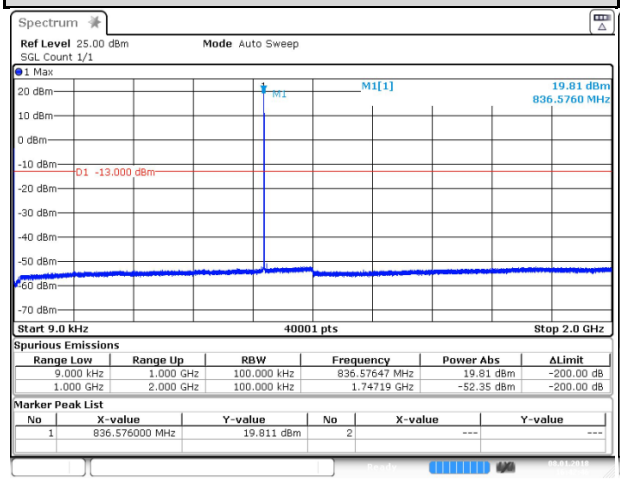


Date: 8.JAN.2018 16:42:46

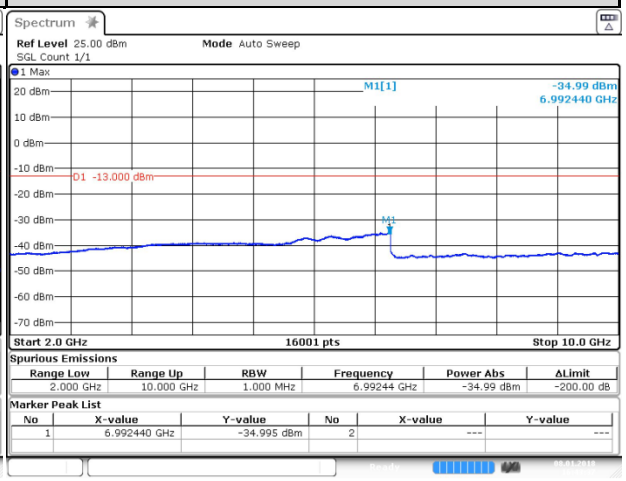


Date: 8.JAN.2018 16:43:37

| QPSK - High Freq (848.3 MHz) | |
|---|---|
| RB Size =1, RB Offset = 3 | |
| 9kHz ~ 2GHz | 2GHz ~ 10GHz |

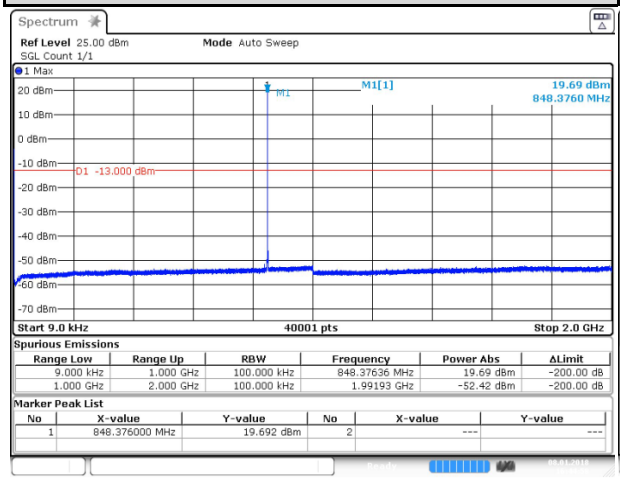


Date: 8.JAN.2018 16:44:58

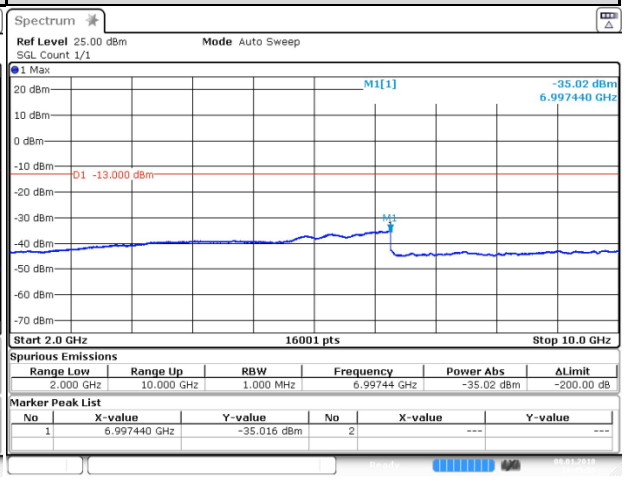


Date: 8.JAN.2018 16:45:50

## 3MHz

| QPSK - Low Freq (825.5 MHz) | |
|---|---|
| RB Size =1, RB Offset = 7 | |
| 9kHz ~ 2GHz | 2GHz ~ 10GHz |

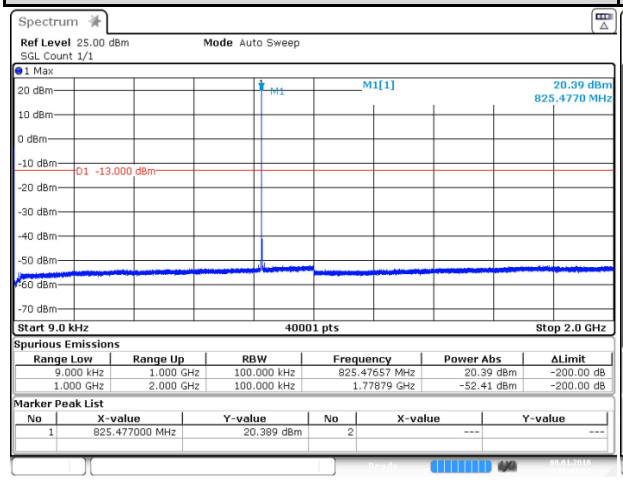


Date: 8.JAN.2018 16:47:34

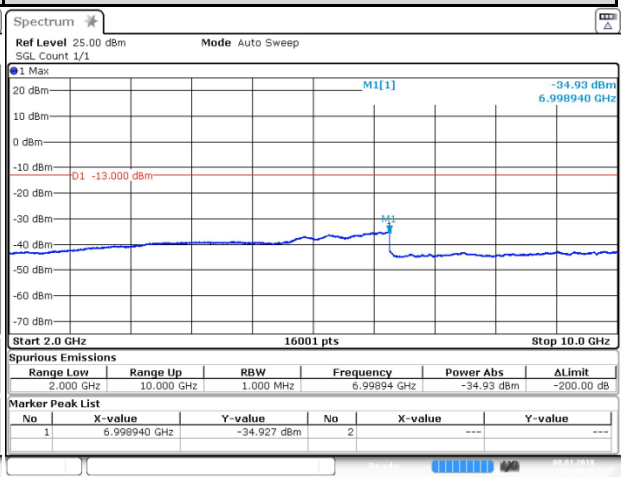


Date: 8.JAN.2018 16:48:25

| QPSK - Mid Freq (836.5 MHz) | |
|---|---|
| RB Size =1, RB Offset = 7 | |
| 9kHz ~ 2GHz | 2GHz ~ 10GHz |

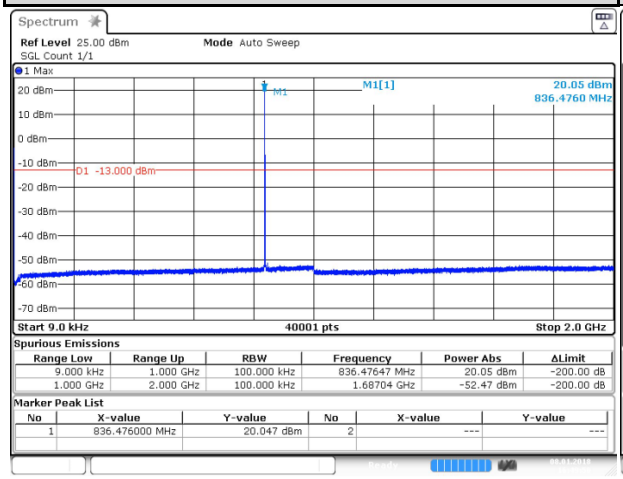


Date: 8.JAN.2018 16:49:51

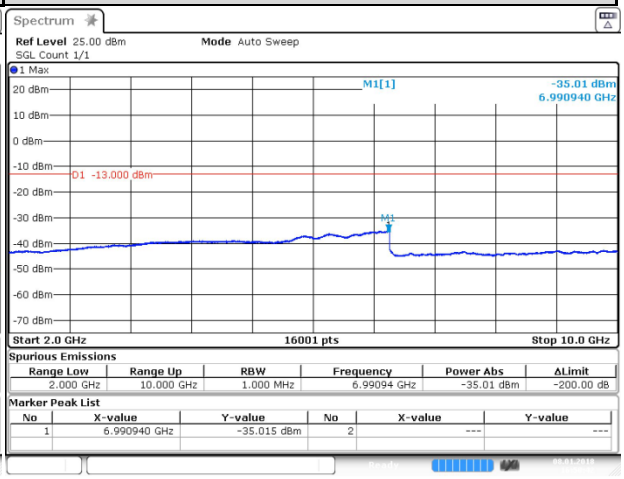


Date: 8.JAN.2018 16:50:42

| QPSK - High Freq (847.5 MHz) |
|---|

| RB Size =1, RB Offset = 7 | |
|---|---|
| 9kHz ~ 2GHz | 2GHz ~ 10GHz |

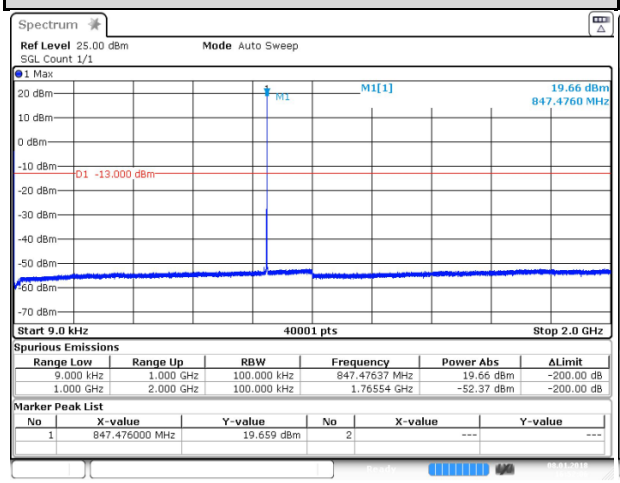


Date: 8.JAN.2018 16:52:06

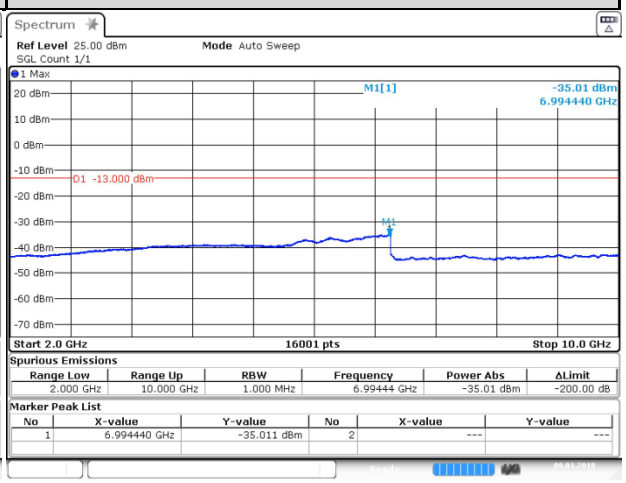


Date: 8.JAN.2018 16:52:58

## 5MHz

| QPSK - Low Freq (826.5 MHz) | |
|---|---|
| RB Size =1, RB Offset = 13 | |
| 9kHz ~ 2GHz | 2GHz ~ 10GHz |

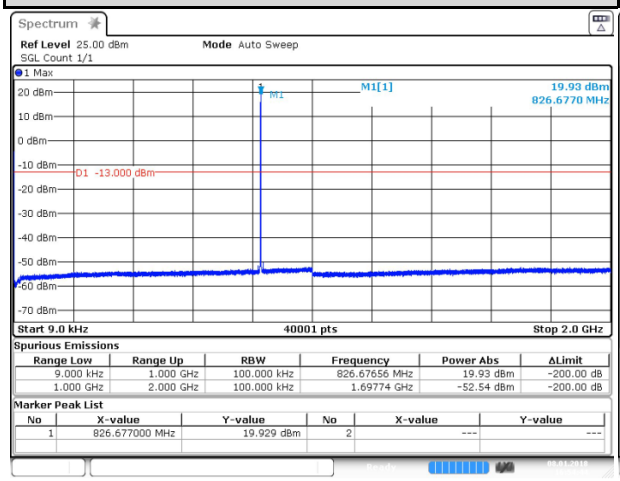


Date: 8.JAN.2018 16:54:44

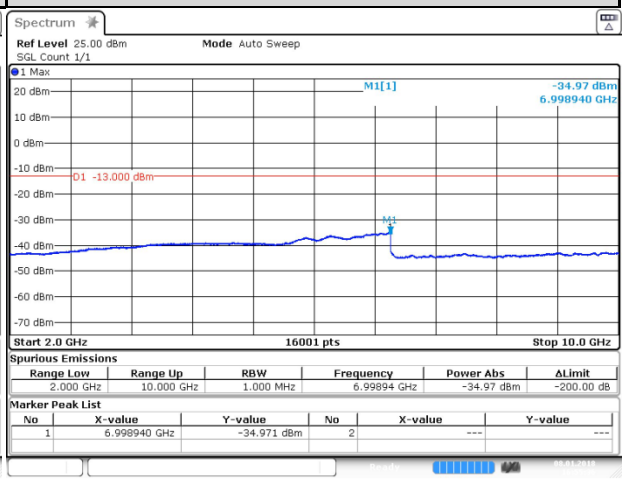


Date: 8.JAN.2018 16:55:36

| QPSK - Mid Freq (836.5 MHz) |
|---|

| RB Size =1, RB Offset = 13 | |
|---|---|
| 9kHz ~ 2GHz | 2GHz ~ 10GHz |

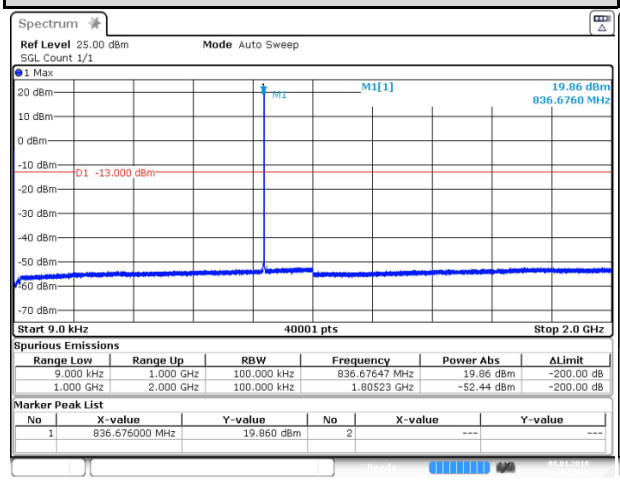


Date: 8.JAN.2018 16:57:01

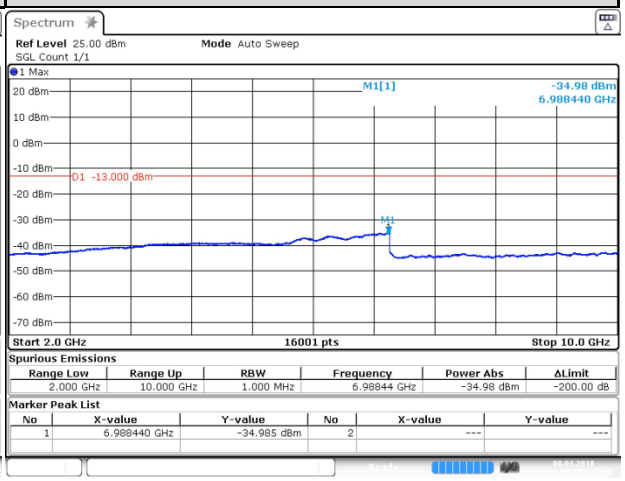


Date: 8.JAN.2018 16:57:53

| QPSK - High Freq (846.5 MHz) | |
|---|---|
| RB Size =1, RB Offset = 13 | |
| 9kHz ~ 2GHz | 2GHz ~ 10GHz |

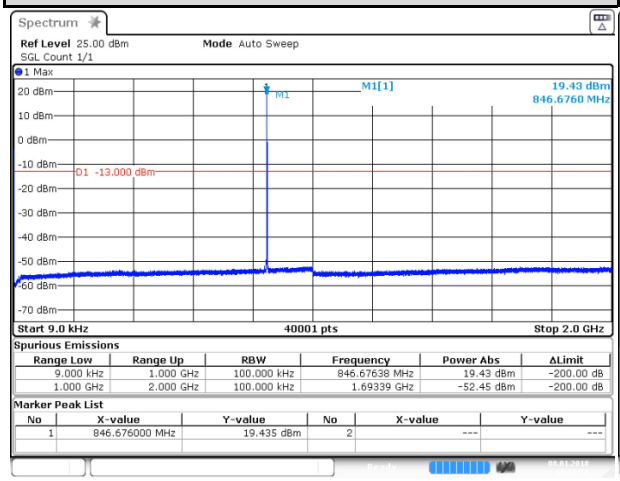


Date: 8.JAN.2018 16:59:18

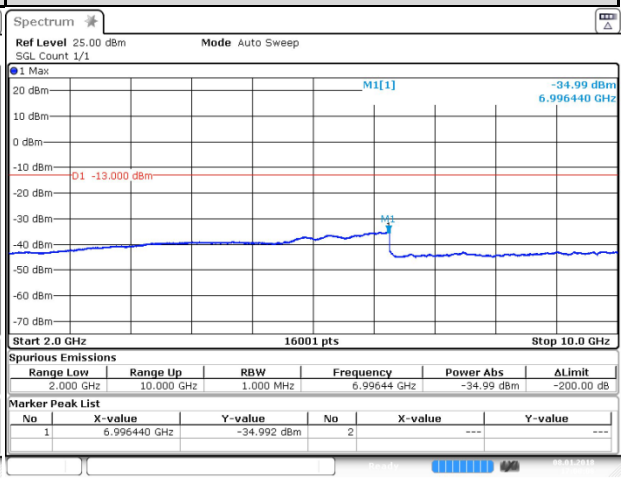


Date: 8.JAN.2018 17:00:08

## 10MHz

| QPSK - Low Freq (829.0 MHz) |
|---|

| RB Size =1, RB Offset = 0 | |
|---|---|
| 9kHz ~ 2GHz | 2GHz ~ 10GHz |

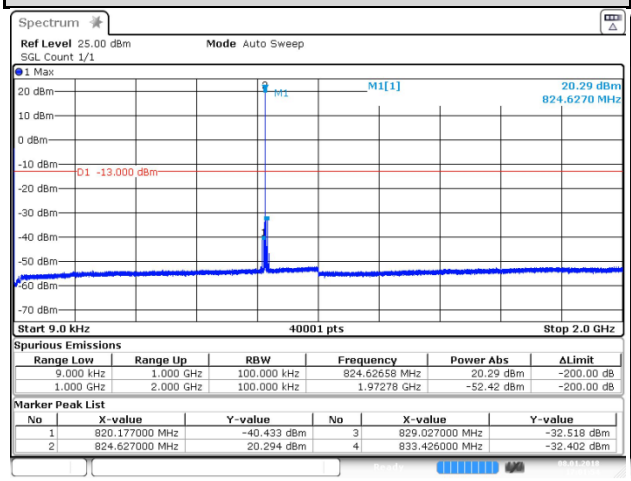


Date: 8.JAN.2018 17:01:54

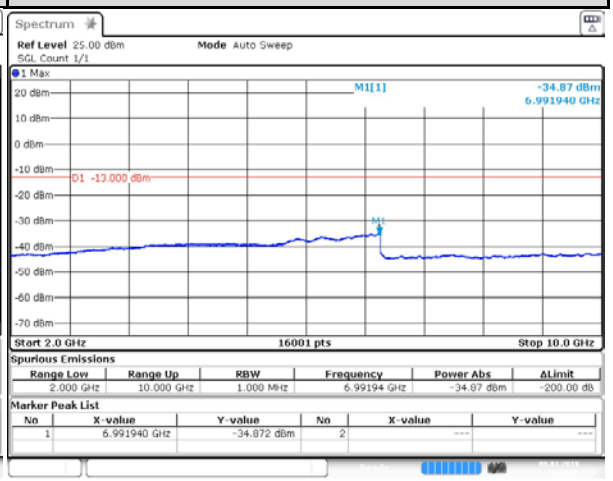


Date: 8.JAN.2018 17:02:45

| QPSK - Mid Freq (836.5 MHz) | |
|---|---|
| RB Size =1, RB Offset = 0 | |
| 9kHz ~ 2GHz | 2GHz ~ 10GHz |

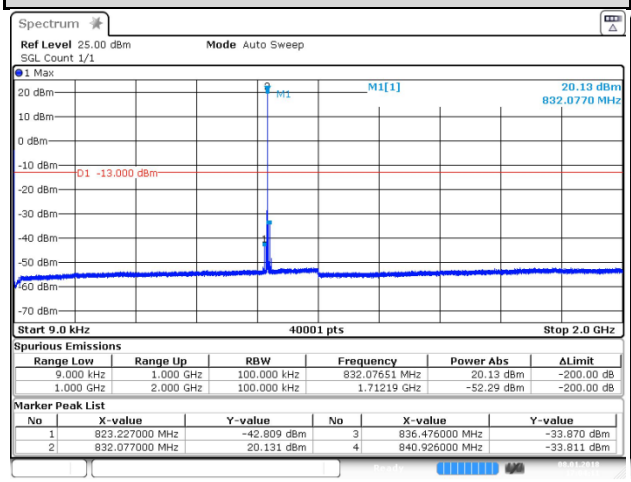


Date: 8.JAN.2018 17:04:11

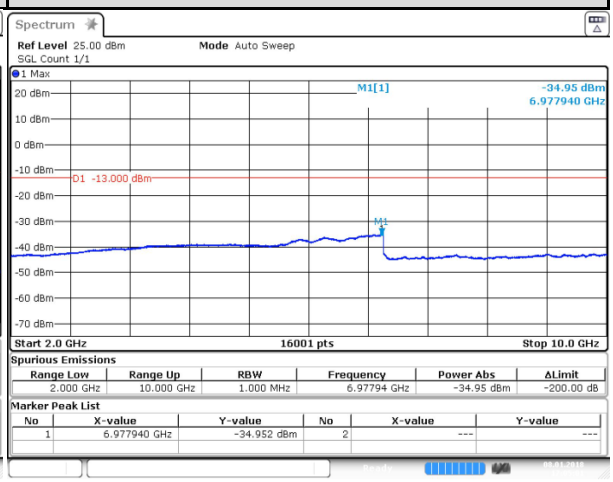


Date: 8.JAN.2018 17:05:02

| QPSK - High Freq (844.0 MHz) |
|---|
| RB Size =1, RB Offset = 0 |

| 9kHz ~ 2GHz | 2GHz ~ 10GHz |
|---|---|

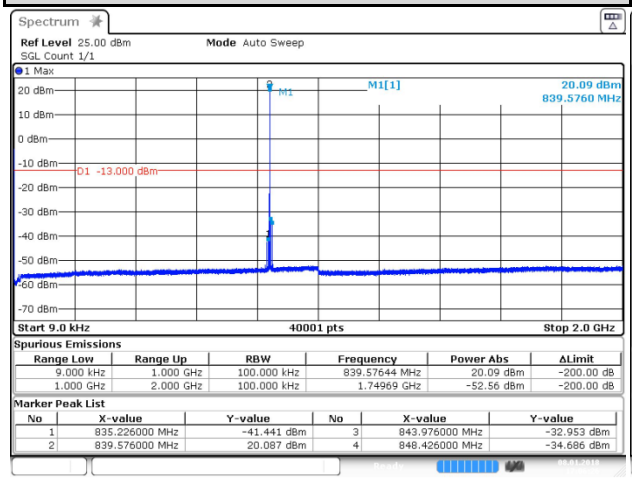


Spurious Emissions

| Range Low | Range Up | RBW | Frequency | Power Abs | ΔLimit |
|---|---|---|---|---|---|
| 9.000 kHz | 1.000 GHz | 100.000 kHz | 839.57644 MHz | 20.09 dBm | -200.00 dB |
| 1.000 GHz | 2.000 GHz | 100.000 kHz | 1.74969 GHz | -52.56 dBm | -200.00 dB |

Marker Peak List

| No | X-value | Y-value | No | X-value | Y-value |
|---|---|---|---|---|---|
| 1 | 835.226000 MHz | -41.441 dBm | 3 | 843.976000 MHz | -32.953 dBm |
| 2 | 839.576000 MHz | 20.087 dBm | 4 | 848.426000 MHz | -34.686 dBm |

Date: 8.JAN.2018 17:06:26

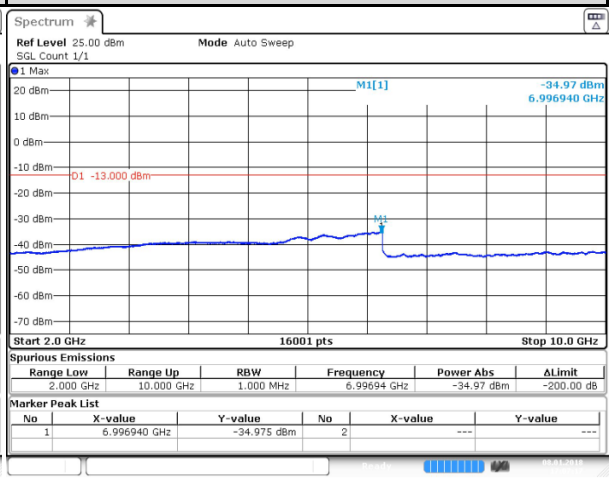


Spurious Emissions

| Range Low | Range Up | RBW | Frequency | Power Abs | ΔLimit |
|---|---|---|---|---|---|
| 2.000 GHz | 10.000 GHz | 1.000 MHz | 6.99694 GHz | -34.97 dBm | -200.00 dB |

Marker Peak List

| No | X-value | Y-value | No | X-value | Y-value |
|---|---|---|---|---|---|
| 1 | 6.996940 GHz | -34.975 dBm | 2 | --- | --- |

Date: 8.JAN.2018 17:07:18

## 1.12. Radiated Spurious Emission

### 1.12.1. Test Setup

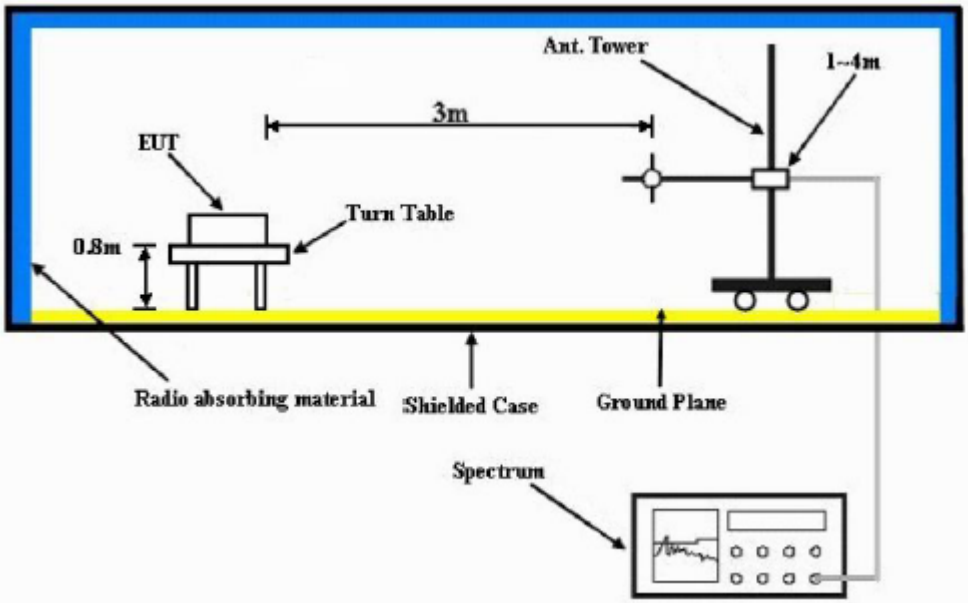


1) The spectrum setting for scanning Radiated Emission below 1 GHz is RBW = 100 kHz, VBW = 300 kHz and above 1 GHz is RBW = 1MHz, VBW = 3MHz. Detector mode is positive peak.
2) In the semi-anechoic chamber, setup as illustrated above the EUT placed on the Turn Table at 0.8m height for below 1Ghz measurement and at 1.5m height for above 1GHz measurement, rotated the table around 360 degrees to search the maximum radiation power and receiver antenna shall be rotated vertical and horizontal polarization and moved height from 1m to 4m to find the maximum polar radiated power. The “Read Value” is the spectrum reading the maximum power value.
3) The substitution antenna is substituted for EUT at the same position and signals generator (S.G) export the CW signal to the substitution antenna via a TX cable. The receiver antenna shall be rotated vertical and horizontal polarization and moved height from 1m to 4m to find the maximum radiation power. Record the power level of maximum radiation power from spectrum. So, the measured substitution value = Ref level of S.G + TX cables loss – Substituted Antenna Gain.
4) Final Radiated Spurious Emission = “Read Value” + Measured substitution value.

### 1.12.2. Test Limit

The power of any emission outside of the authorized operating frequency ranges must be attenuated below the transmitting power (P) by a factor of at least 43 + 10 log(P) dB.

## 1.12.3. Radiated Spurious Emission – LTE Band 5 (824-849MHz)

### DC configuration: Link Mode 12V

**Link Mode Radiated Emission:**

**Model Number: LEX L11n** **S/N: 790TTV0214** **SR:08397-EMC-00130**

**Battery Part No: PMNN4546A** **Accy Part No: 8397-PMLN7779A-5**

**Test Mode: TX LTE (Band 5)**

**824.700000 MHz (Low)** **Bandwidth 1.4MHz** **0.252 Watt(s) /Max Power**

| Frequency (MHz) | Limit | Horizontal Measured Emission Equiv Pwr Into Ideal Dipole (dBm) | Vertical Measured Emission Equiv Pwr Into ideal Dipole (dBm) |
|---|---|---|---|
| 1649.4000 | -13.0000 | -55.9163 ** | -57.9151 ** |
| 2474.5300 | -13.0000 | -47.3900 * | -47.0700 * |
| 3298.8000 | -13.0000 | -53.5650 ** | -54.1141 ** |
| 4123.5000 | -13.0000 | -51.9736 ** | -51.6124 ** |
| 4948.2000 | -13.0000 | -49.0747 ** | -48.6830 ** |
| 5772.9000 | -13.0000 | -46.9637 ** | -47.3687 ** |
| 6597.6000 | -13.0000 | -45.0743 ** | -44.2317 ** |
| 7422.3000 | -13.0000 | -45.4698 ** | -46.9289 ** |
| 8247.0000 | -13.0000 | -44.7587 ** | -45.1319 ** |
| | | | |
| | | | |
| | | | |
| | | | |
| | | | |

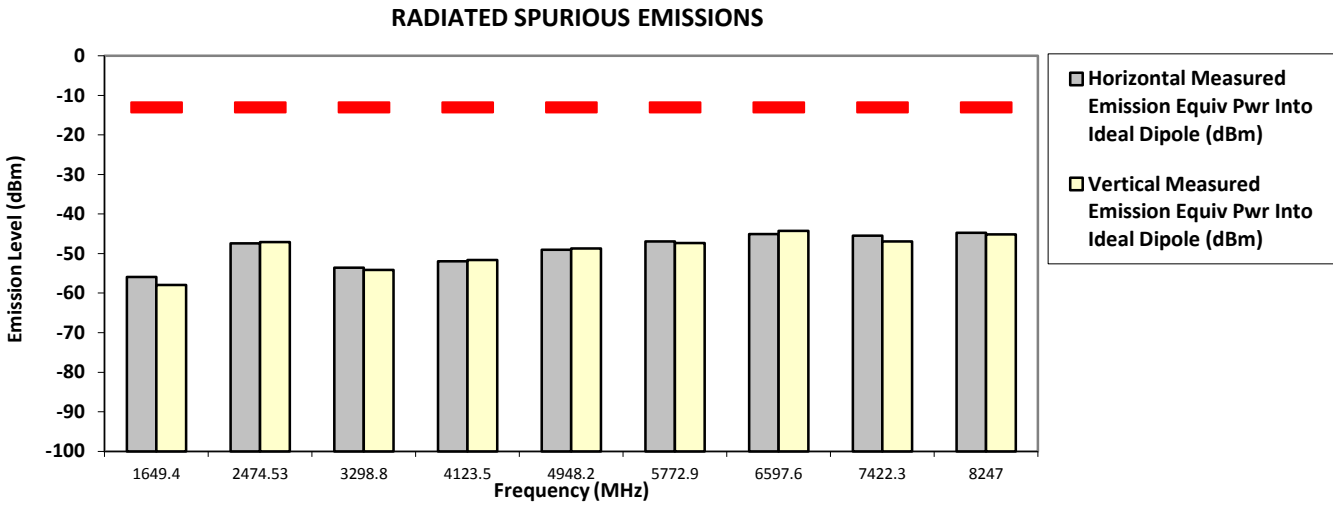


**The data presented here was taken using the substitution method as found in the TIA/EIA-603E document.**

**Motorola Penang EMC Lab - Test Performed by: Nazrin&Qawiman** **Wed, Jan 24, 2018**

**Industry Canada: 109AK**

**Remarks: ** Indicates the spurious emission could not be detected due to noise limitations or ambient.**

***Pursuant to CFR 47 Part 2.1057 ( c ), emissions attenuated more than 20 dB below the permissible limit are not reported**

**Temp(Deg): 22.6 Hum(%RH): 63.6**

**System MU: 5.01 dB**

***Remarks:***

| Passed Results | Marginal Results | Failed Results |
|---|---|---|

**Link Mode Radiated Emission:**

**Model Number: LEX L11n** **S/N: 790TTV0214** **SR:08397-EMC-00130**

**Battery Part No: PMNN4546A** **Accy Part No: 8397-PMLN7779A-5**

**Test Mode: TX LTE (Band 5)**

**836.500000 MHz (Mid)** **Bandwidth 1.4MHz** **0.252 Watt(s) /Max Power**

| Frequency (MHz) | Limit | Horizontal Measured Emission Equiv Pwr Into Ideal Dipole (dBm) | Vertical Measured Emission Equiv Pwr Into ideal Dipole (dBm) |
|---|---|---|---|
| 1673.0000 | -13.0000 | -57.5806 ** | -60.0589 ** |
| 2509.7200 | -13.0000 | -43.5300 * | -44.0600 * |
| 3346.0000 | -13.0000 | -53.5695 ** | -54.0591 ** |
| 4182.5000 | -13.0000 | -52.0801 ** | -50.5527 ** |
| 5019.0000 | -13.0000 | -49.7280 ** | -48.4082 ** |
| 5855.5000 | -13.0000 | -46.3467 ** | -43.9544 ** |
| 6692.0000 | -13.0000 | -44.0681 ** | -44.7307 ** |
| 7528.5000 | -13.0000 | -46.1835 ** | -46.8288 ** |
| 8365.0000 | -13.0000 | -44.4247 ** | -45.2760 ** |
| | | | |
| | | | |
| | | | |
| | | | |
| | | | |
| | | | |
| | | | |
| | | | |
| | | | |

**RADIATED SPURIOUS EMISSIONS**

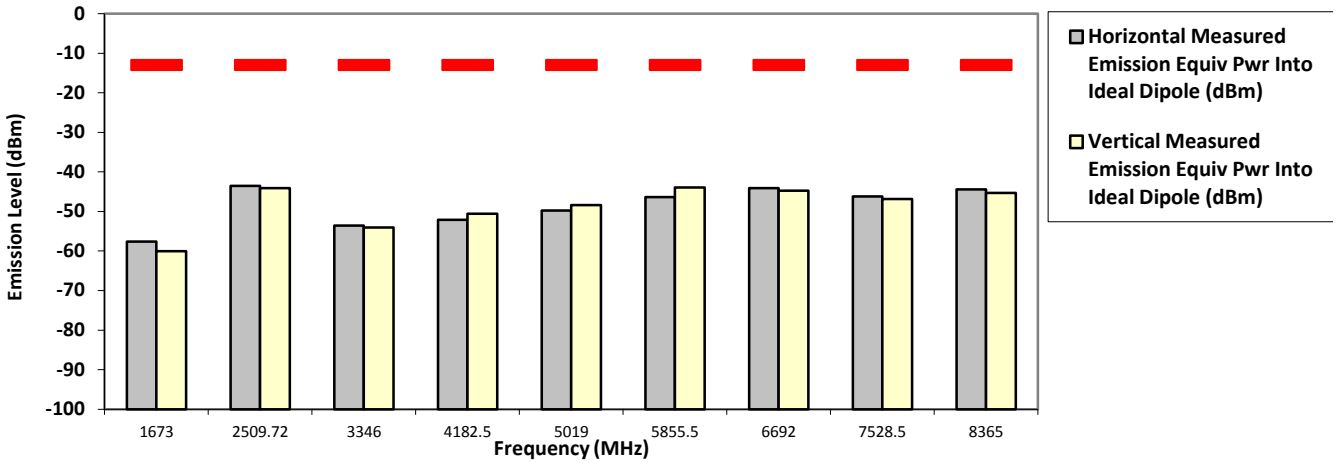


**The data presented here was taken using the substitution method as found in the TIA/EIA-603E document.**

**Motorola Penang EMC Lab - Test Performed by: Nazrin&Qawiman** **Wed, Jan 24, 2018**

**Industry Canada: 109AK**

**Remarks: ** Indicates the spurious emission could not be detected due to noise limitations or ambient.**

***Pursuant to CFR 47 Part 2.1057 ( c ), emissions attenuated more than 20 dB below the permissible limit are not reported**

**Temp(Deg): 22.6 Hum(%RH): 63.6**

**System MU: 5.01 dB**

***Remarks:*** Passed Results | **Marginal Results** | **Failed Results**

**Link Mode Radiated Emission:**

**Model Number: LEX L11n** **S/N: 790TTV0214** **SR:08397-EMC-00130**

**Battery Part No: PMNN4546A** **Accy Part No: 8397-PMLN7779A-5**

**Test Mode: TX LTE (Band 5)**

**848.300000 MHz (High)** **Bandwidth 1.4MHz** **0.252 Watt(s) /Max Power**

| Frequency (MHz) | Limit | Horizontal Measured Emission Equiv Pwr Into Ideal Dipole (dBm) | Vertical Measured Emission Equiv Pwr Into ideal Dipole (dBm) |
|---|---|---|---|
| 1696.6000 | -13.0000 | -56.3572 ** | -58.9894 ** |
| 2545.3200 | -13.0000 | -46.8800 * | -48.8800 * |
| 3393.2000 | -13.0000 | -53.8762 ** | -53.6463 ** |
| 4241.5000 | -13.0000 | -51.5233 ** | -51.1428 ** |
| 5089.8000 | -13.0000 | -47.6278 ** | -49.0812 ** |
| 5938.1000 | -13.0000 | -46.1966 ** | -46.1594 ** |
| 6786.4000 | -13.0000 | -44.2562 ** | -44.5879 ** |
| 7634.7000 | -13.0000 | -46.4301 ** | -46.0428 ** |
| 8483.0000 | -13.0000 | -44.3615 ** | -45.7295 ** |
| | | | |
| | | | |
| | | | |
| | | | |
| | | | |
| | | | |
| | | | |
| | | | |
| | | | |

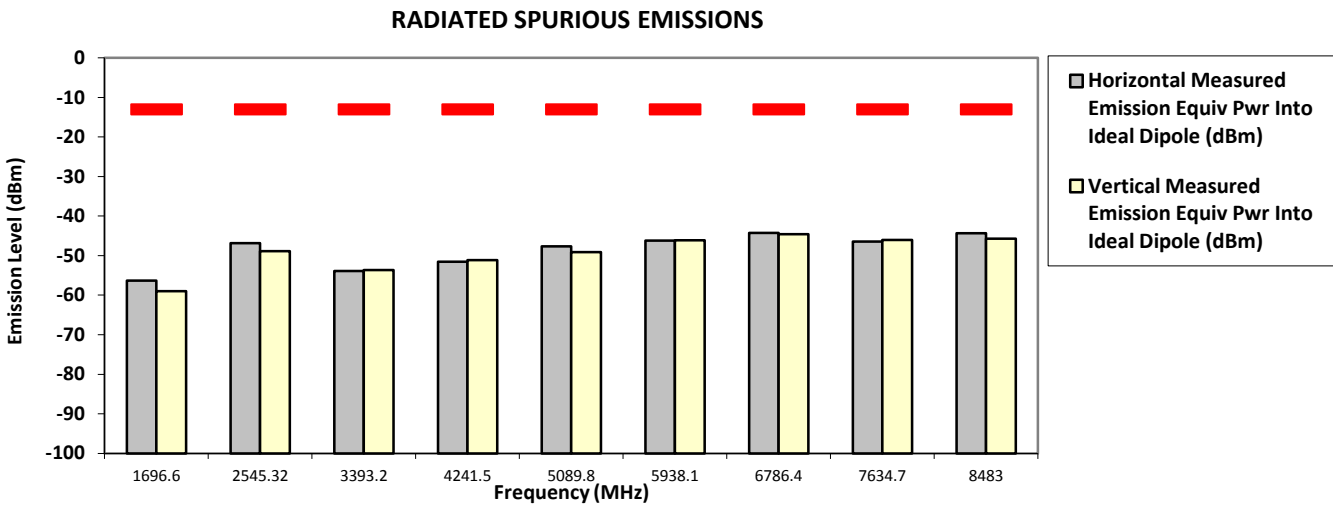


**The data presented here was taken using the substitution method as found in the TIA/EIA-603E document.**

**Motorola Penang EMC Lab - Test Performed by: Nazrin&Qawiman** **Wed, Jan 24, 2018**

**Industry Canada: 109AK**

**Remarks: ** Indicates the spurious emission could not be detected due to noise limitations or ambient.**

***Pursuant to CFR 47 Part 2.1057 ( c ), emissions attenuated more than 20 dB below the permissible limit are not reported**

**Temp(Deg): 22.6 Hum(%RH): 63.6**

**System MU: 5.01 dB**

***Remarks:***

| Passed Results | Marginal Results | Failed Results |
|---|---|---|

**Link Mode Radiated Emission:**

**Model Number: LEX L11n** **S/N: 790TTV0214** **SR:08397-EMC-00130**

**Battery Part No: PMNN4546A** **Accy Part No: 8397-PMLN7779A-5**

**Test Mode: TX LTE (Band 5)**

**825.500000 MHz (Low)** **Bandwidth 3MHz** **0.252 Watt(s) /Max Power**

| Frequency (MHz) | Limit | Horizontal Measured Emission Equiv Pwr Into Ideal Dipole (dBm) | Vertical Measured Emission Equiv Pwr Into ideal Dipole (dBm) |
|---|---|---|---|
| 1651.0000 | -13.0000 | -55.6388 ** | -59.2060 ** |
| 2476.5000 | -13.0000 | -52.9934 ** | -53.0357 ** |
| 3302.0000 | -13.0000 | -52.9896 ** | -53.6977 ** |
| 4127.5000 | -13.0000 | -52.6632 ** | -51.9367 ** |
| 4953.0000 | -13.0000 | -48.6445 ** | -48.3563 ** |
| 5778.5000 | -13.0000 | -48.1050 ** | -47.5567 ** |
| 6604.0000 | -13.0000 | -44.0019 ** | -43.9564 ** |
| 7429.5000 | -13.0000 | -45.5847 ** | -44.6371 ** |
| 8255.0000 | -13.0000 | -44.7767 ** | -44.4203 ** |
| | | | |
| | | | |
| | | | |
| | | | |
| | | | |
| | | | |
| | | | |
| | | | |
| | | | |

**RADIATED SPURIOUS EMISSIONS**

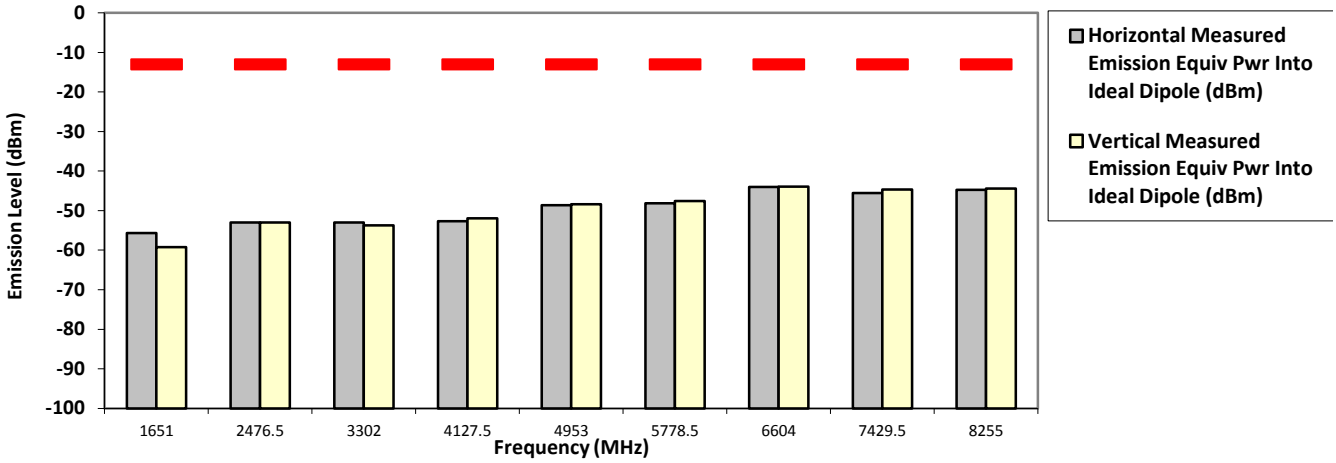


**The data presented here was taken using the substitution method as found in the TIA/EIA-603E document.**

**Motorola Penang EMC Lab - Test Performed by: Nazrin&Qawiman** **Tue, Jan 23, 2018**

**Industry Canada: 109AK**

**Remarks: ** Indicates the spurious emission could not be detected due to noise limitations or ambient.**

***Pursuant to CFR 47 Part 2.1057 ( c ), emissions attenuated more than 20 dB below the permissible limit are not reported**

**Temp(Deg): 22.6 Hum(%RH): 63.6**

**System MU: 5.01 dB**

***Remarks:***

| Passed Results | Marginal Results | Failed Results |
|---|---|---|

**Link Mode Radiated Emission:**

**Model Number: LEX L11n** **S/N: 790TTV0214** **SR:08397-EMC-00130**

**Battery Part No: PMNN4546A** **Accy Part No: 8397-PMLN7779A-5**

**Test Mode: TX LTE (Band 5)**

**836.500000 MHz (Mid)** **Bandwidth 3MHz** **0.252 Watt(s) /Max Power**

| Frequency (MHz) | Limit | Horizontal Measured Emission Equiv Pwr Into Ideal Dipole (dBm) | Vertical Measured Emission Equiv Pwr Into ideal Dipole (dBm) |
|---|---|---|---|
| 1673.0000 | -13.0000 | -57.9640 ** | -60.4411 ** |
| 2509.5000 | -13.0000 | -53.4172 ** | -55.9501 ** |
| 3346.0000 | -13.0000 | -54.5195 ** | -54.5291 ** |
| 4182.5000 | -13.0000 | -52.4371 ** | -52.2090 ** |
| 5019.0000 | -13.0000 | -48.0862 ** | -48.6711 ** |
| 5855.5000 | -13.0000 | -45.9172 ** | -46.7884 ** |
| 6692.0000 | -13.0000 | -43.6408 ** | -43.5556 ** |
| 7528.5000 | -13.0000 | -45.2498 ** | -46.2708 ** |
| 8365.0000 | -13.0000 | -43.7344 ** | -43.3534 ** |
| | | | |
| | | | |
| | | | |
| | | | |
| | | | |
| | | | |
| | | | |
| | | | |
| | | | |

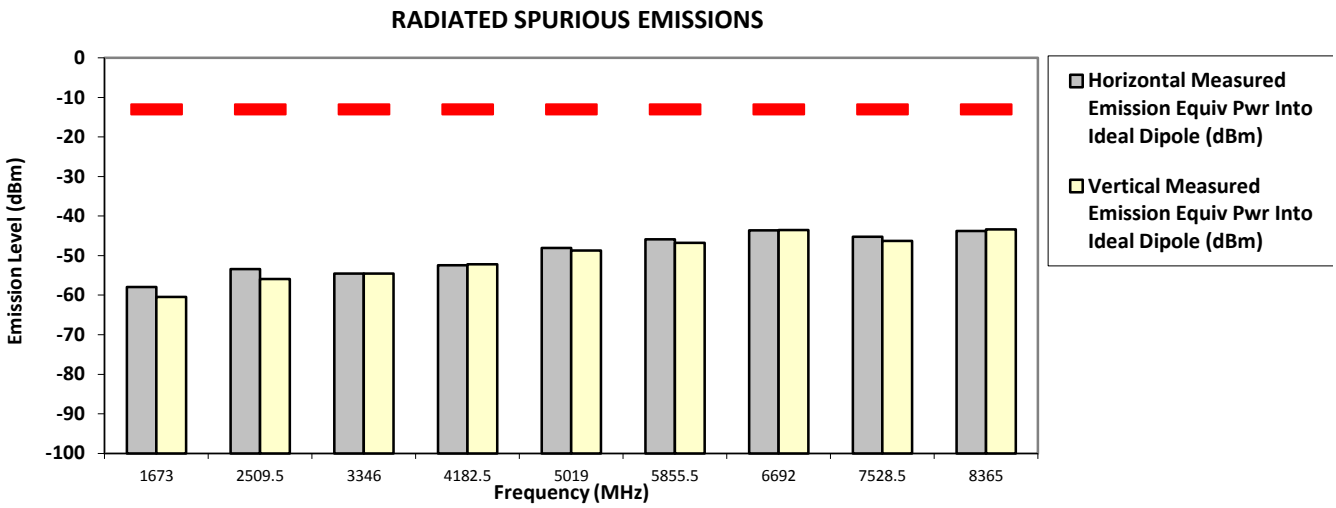


**The data presented here was taken using the substitution method as found in the TIA/EIA-603E document.**

**Motorola Penang EMC Lab - Test Performed by: Nazrin&Qawiman** **Wed, Jan 24, 2018**

**Industry Canada: 109AK**

**Remarks: ** Indicates the spurious emission could not be detected due to noise limitations or ambient.**

***Pursuant to CFR 47 Part 2.1057 ( c ), emissions attenuated more than 20 dB below the permissible limit are not reported**

**Temp(Deg): 22.6 Hum(%RH): 63.6**

**System MU: 5.01 dB**

***Remarks:***

| Passed Results | Marginal Results | Failed Results |
|---|---|---|

**Link Mode Radiated Emission:**

**Model Number: LEX L11n** **S/N: 790TTV0214** **SR:08397-EMC-00130**

**Battery Part No: PMNN4546A** **Accy Part No: 8397-PMLN7779A-5**

**Test Mode: TX LTE (Band 5)**

**847.500000 MHz (High)** **Bandwidth 3MHz** **0.252 Watt(s) /Max Power**

| Frequency (MHz) | Limit | Horizontal Measured Emission Equiv Pwr Into Ideal Dipole (dBm) | Vertical Measured Emission Equiv Pwr Into ideal Dipole (dBm) |
|---|---|---|---|
| 1695.0000 | -13.0000 | -57.5704 ** | -60.5170 ** |
| 2542.5000 | -13.0000 | -54.1323 ** | -55.7977 ** |
| 3390.0000 | -13.0000 | -53.6412 ** | -54.4291 ** |
| 4237.5000 | -13.0000 | -51.9681 ** | -52.5952 ** |
| 5085.0000 | -13.0000 | -48.3138 ** | -49.5458 ** |
| 5932.5000 | -13.0000 | -46.8867 ** | -46.9439 ** |
| 6780.0000 | -13.0000 | -44.0800 ** | -43.9318 ** |
| 7627.5000 | -13.0000 | -46.3527 ** | -45.2786 ** |
| 8475.0000 | -13.0000 | -44.7926 ** | -44.6916 ** |
| | | | |
| | | | |
| | | | |
| | | | |
| | | | |
| | | | |
| | | | |
| | | | |
| | | | |

**RADIATED SPURIOUS EMISSIONS**

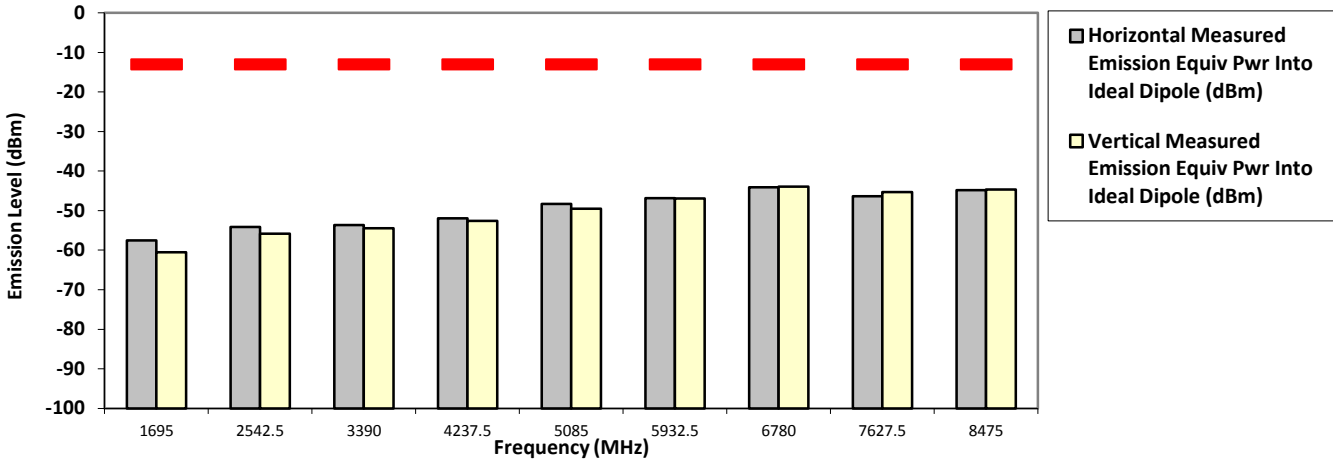


**The data presented here was taken using the substitution method as found in the TIA/EIA-603E document.**

**Motorola Penang EMC Lab - Test Performed by: Nazrin&Qawiman** **Wed, Jan 24, 2018**

**Industry Canada: 109AK**

**Remarks: ** Indicates the spurious emission could not be detected due to noise limitations or ambient.**

***Pursuant to CFR 47 Part 2.1057 ( c ), emissions attenuated more than 20 dB below the permissible limit are not reported**

**Temp(Deg): 22.6 Hum(%RH): 63.6**

**System MU: 5.01 dB**

***Remarks:***

| Passed Results | Marginal Results | Failed Results |
|---|---|---|

**Link Mode Radiated Emission:**

**Model Number: LEX L11n** **S/N: 790TTV0214** **SR:08397-EMC-00130**

**Battery Part No: PMNN4546A** **Accy Part No: 8397-PMLN7779A-5**

**Test Mode: TX LTE (Band 5)**

**826.500000 MHz (Low)** **Bandwidth 5MHz** **0.252 Watt(s) /Max Power**

| Frequency (MHz) | Limit | Horizontal Measured Emission Equiv Pwr Into Ideal Dipole (dBm) | Vertical Measured Emission Equiv Pwr Into ideal Dipole (dBm) |
|---|---|---|---|
| 1653.3700 | -13.0000 | -47.9400 * | -45.3300 * |
| 2479.7300 | -13.0000 | -45.4900 * | -47.3900 * |
| 3306.0000 | -13.0000 | -54.4116 ** | -54.7808 ** |
| 4132.5000 | -13.0000 | -51.3817 ** | -52.7977 ** |
| 4959.0000 | -13.0000 | -49.9006 ** | -48.5350 ** |
| 5785.5000 | -13.0000 | -46.8582 ** | -47.9088 ** |
| 6612.0000 | -13.0000 | -44.0331 ** | -44.8065 ** |
| 7438.5000 | -13.0000 | -45.2449 ** | -46.2254 ** |
| 8265.0000 | -13.0000 | -44.1008 ** | -44.2562 ** |
| | | | |
| | | | |
| | | | |
| | | | |
| | | | |
| | | | |
| | | | |
| | | | |
| | | | |

**RADIATED SPURIOUS EMISSIONS**

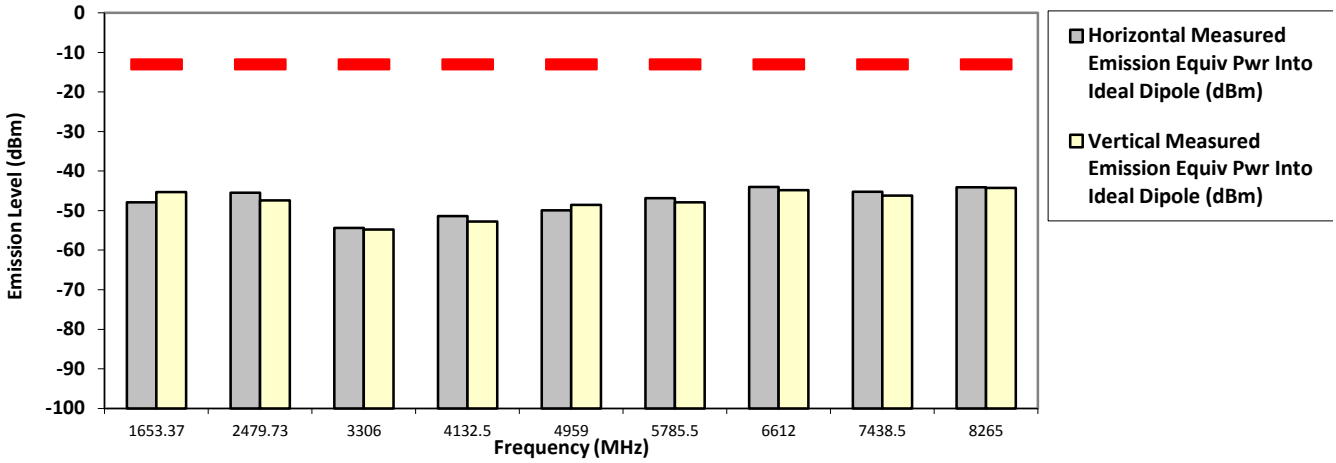


**The data presented here was taken using the substitution method as found in the TIA/EIA-603E document.**

**Motorola Penang EMC Lab - Test Performed by: Nazrin&Qawiman** **Wed, Jan 24, 2018**

**Industry Canada: 109AK**

**Remarks: ** Indicates the spurious emission could not be detected due to noise limitations or ambient.**

***Pursuant to CFR 47 Part 2.1057 ( c ), emissions attenuated more than 20 dB below the permissible limit are not reported**

**Temp(Deg): 22.6 Hum(%RH): 63.6**

**System MU: 5.01 dB**

***Remarks:***

| Passed Results | Marginal Results | Failed Results |
|---|---|---|

**Link Mode Radiated Emission:**

**Model Number: LEX L11n** **S/N: 790TTV0214** **SR:08397-EMC-00130**

**Battery Part No: PMNN4546A** **Accy Part No: 8397-PMLN7779A-5**

**Test Mode: TX LTE (Band 5)**

**836.500000 MHz (Mid)** **Bandwidth 5MHz** **0.252 Watt(s) /Max Power**

| Frequency (MHz) | Limit | Horizontal Measured Emission Equiv Pwr Into Ideal Dipole (dBm) | Vertical Measured Emission Equiv Pwr Into ideal Dipole (dBm) |
|---|---|---|---|
| 1673.0000 | -13.0000 | -57.8476 ** | -63.1393 ** |
| 2509.5000 | -13.0000 | -53.1429 ** | -60.5461 ** |
| 3346.0000 | -13.0000 | -53.7104 ** | -59.5476 ** |
| 4182.5000 | -13.0000 | -52.1966 ** | -58.2339 ** |
| 5019.0000 | -13.0000 | -48.4368 ** | -51.7108 ** |
| 5855.5000 | -13.0000 | -46.2980 ** | -50.6671 ** |
| 6692.0000 | -13.0000 | -43.6458 ** | -49.7374 ** |
| 7528.5000 | -13.0000 | -45.6791 ** | -47.8269 ** |
| 8365.0000 | -13.0000 | -44.5410 ** | -49.7570 ** |
| | | | |
| | | | |
| | | | |
| | | | |
| | | | |
| | | | |
| | | | |
| | | | |
| | | | |

**RADIATED SPURIOUS EMISSIONS**

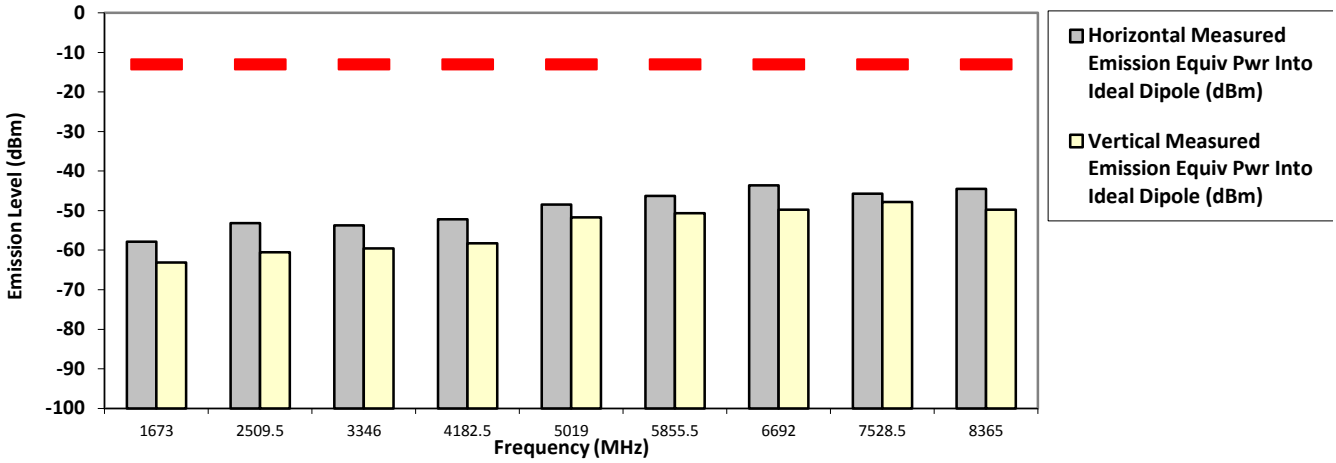


**The data presented here was taken using the substitution method as found in the TIA/EIA-603E document.**

**Motorola Penang EMC Lab - Test Performed by: Nazrin&Qawiman** **Wed, Jan 24, 2018**

**Industry Canada: 109AK**

**Remarks: ** Indicates the spurious emission could not be detected due to noise limitations or ambient.**

***Pursuant to CFR 47 Part 2.1057 ( c ), emissions attenuated more than 20 dB below the permissible limit are not reported**

**Temp(Deg): 22.6 Hum(%RH): 63.6**

**System MU: 5.01 dB**

***Remarks:***

| Passed Results | Marginal Results | Failed Results |
|---|---|---|

**Link Mode Radiated Emission:**

**Model Number: LEX L11n** **S/N: 790TTV0214** **SR:08397-EMC-00130**

**Battery Part No: PMNN4546A** **Accy Part No: 8397-PMLN7779A-5**

**Test Mode: TX LTE (Band 5)**

**846.500000 MHz (High)** **Bandwidth 5MHz** **0.252 Watt(s) /Max Power**

| Frequency (MHz) | Limit | Horizontal Measured Emission Equiv Pwr Into Ideal Dipole (dBm) | Vertical Measured Emission Equiv Pwr Into ideal Dipole (dBm) |
|---|---|---|---|
| 1693.0000 | -13.0000 | -57.6469 ** | -60.2034 ** |
| 2539.7200 | -13.0000 | -46.3500 * | -42.6900 * |
| 3386.0000 | -13.0000 | -53.6334 ** | -53.6420 ** |
| 4232.5000 | -13.0000 | -53.7501 ** | -52.4757 ** |
| 5079.0000 | -13.0000 | -49.6343 ** | -48.7847 ** |
| 5925.5000 | -13.0000 | -47.5781 ** | -45.9326 ** |
| 6772.0000 | -13.0000 | -43.8378 ** | -43.9564 ** |
| 7618.5000 | -13.0000 | -45.8057 ** | -46.4037 ** |
| 8465.0000 | -13.0000 | -44.2078 ** | -45.8774 ** |
| | | | |
| | | | |
| | | | |
| | | | |
| | | | |
| | | | |
| | | | |
| | | | |
| | | | |

**RADIATED SPURIOUS EMISSIONS**

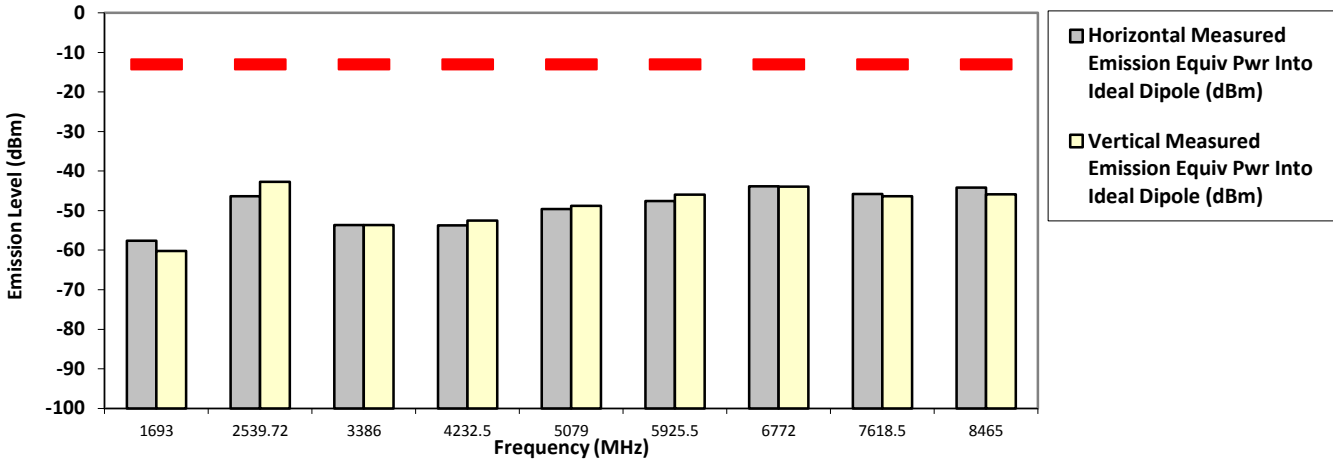


**The data presented here was taken using the substitution method as found in the TIA/EIA-603E document.**

**Motorola Penang EMC Lab - Test Performed by: Nazrin&Qawiman** **Wed, Jan 24, 2018**

**Industry Canada: 109AK**

**Remarks: ** Indicates the spurious emission could not be detected due to noise limitations or ambient.**

***Pursuant to CFR 47 Part 2.1057 ( c ), emissions attenuated more than 20 dB below the permissible limit are not reported**

**Temp(Deg): 22.6 Hum(%RH): 63.6**

**System MU: 5.01 dB**

***Remarks:***

| Passed Results | Marginal Results | Failed Results |
|---|---|---|

**Link Mode Radiated Emission:**

**Model Number: LEX L11n** **S/N: 790TTV0214** **SR:08397-EMC-00130**

**Battery Part No: PMNN4546A** **Accy Part No: 8397-PMLN7779A-5**

**Test Mode: TX LTE (Band 5)**

**829.000000 MHz (Low)** **Bandwidth 10MHz** **0.252 Watt(s) /Max Power**

| Frequency (MHz) | Limit | Horizontal Measured Emission Equiv Pwr Into Ideal Dipole (dBm) | Vertical Measured Emission Equiv Pwr Into ideal Dipole (dBm) |
|---|---|---|---|
| 1658.0000 | -13.0000 | -60.7562 ** | -60.9800 ** |
| 2474.1300 | -13.0000 | -44.9400 * | -41.3800 * |
| 3316.0000 | -13.0000 | -54.0705 ** | -52.8906 ** |
| 4145.0000 | -13.0000 | -50.3846 ** | -52.2674 ** |
| 4974.0000 | -13.0000 | -48.4884 ** | -49.5511 ** |
| 5803.0000 | -13.0000 | -48.1508 ** | -46.4456 ** |
| 6632.0000 | -13.0000 | -44.0142 ** | -43.4983 ** |
| 7461.0000 | -13.0000 | -45.7408 ** | -46.4845 ** |
| 8290.0000 | -13.0000 | -45.0450 ** | -44.5641 ** |
| | | | |
| | | | |
| | | | |
| | | | |
| | | | |
| | | | |
| | | | |
| | | | |
| | | | |

**RADIATED SPURIOUS EMISSIONS**

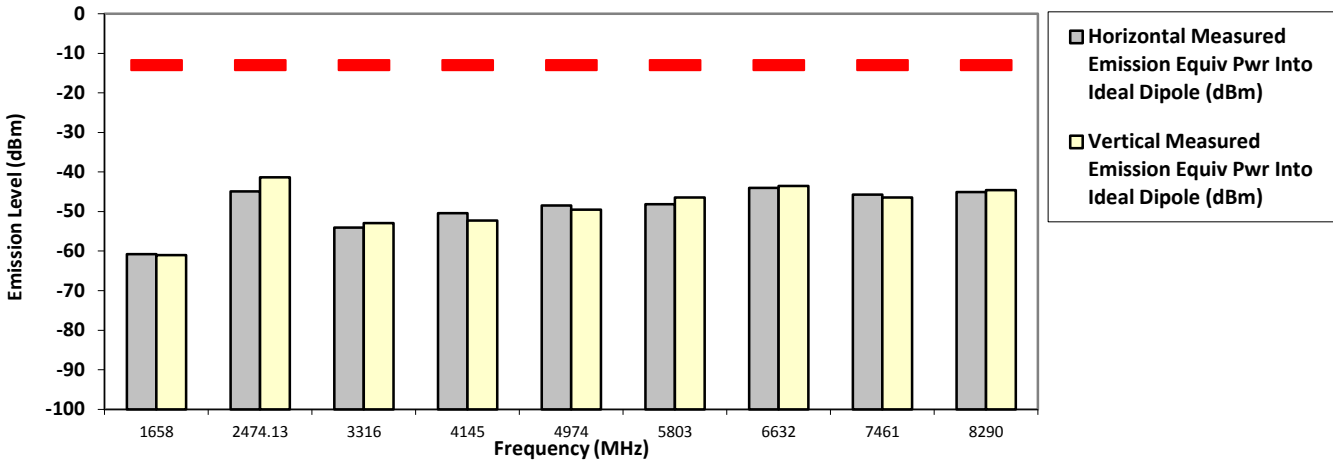


**The data presented here was taken using the substitution method as found in the TIA/EIA-603E document.**

**Motorola Penang EMC Lab - Test Performed by: Nazrin&Qawiman** **Wed, Jan 24, 2018**

**Industry Canada: 109AK**

**Remarks: ** Indicates the spurious emission could not be detected due to noise limitations or ambient.**

***Pursuant to CFR 47 Part 2.1057 ( c ), emissions attenuated more than 20 dB below the permissible limit are not reported**

**Temp(Deg): 22.6 Hum(%RH): 63.6**

**System MU: 5.01 dB**

***Remarks:*** Passed Results | **Marginal Results** | **Failed Results**

**Link Mode Radiated Emission:**

**Model Number: LEX L11n** **S/N: 790TTV0214** **SR:08397-EMC-00130**

**Battery Part No: PMNN4546A** **Accy Part No: 8397-PMLN7779A-5**

**Test Mode: TX LTE (Band 5)**

**836.500000 MHz (Mid)** **Bandwidth 10MHz** **0.252 Watt(s) /Max Power**

| Frequency (MHz) | Limit | Horizontal Measured Emission Equiv Pwr Into Ideal Dipole (dBm) | Vertical Measured Emission Equiv Pwr Into ideal Dipole (dBm) |
|---|---|---|---|
| 1673.0000 | -13.0000 | -59.6748 ** | -60.0912 ** |
| 2496.9300 | -13.0000 | -51.5300 * | -45.5000 * |
| 3346.0000 | -13.0000 | -53.0389 ** | -53.5557 ** |
| 4182.5000 | -13.0000 | -52.5149 ** | -50.9498 ** |
| 5019.0000 | -13.0000 | -48.6771 ** | -48.2719 ** |
| 5855.5000 | -13.0000 | -46.0102 ** | -46.1455 ** |
| 6692.0000 | -13.0000 | -43.3676 ** | -43.0397 ** |
| 7528.5000 | -13.0000 | -45.2098 ** | -46.2180 ** |
| 8365.0000 | -13.0000 | -44.7252 ** | -44.2553 ** |
| | | | |
| | | | |
| | | | |
| | | | |
| | | | |
| | | | |
| | | | |
| | | | |
| | | | |

**RADIATED SPURIOUS EMISSIONS**

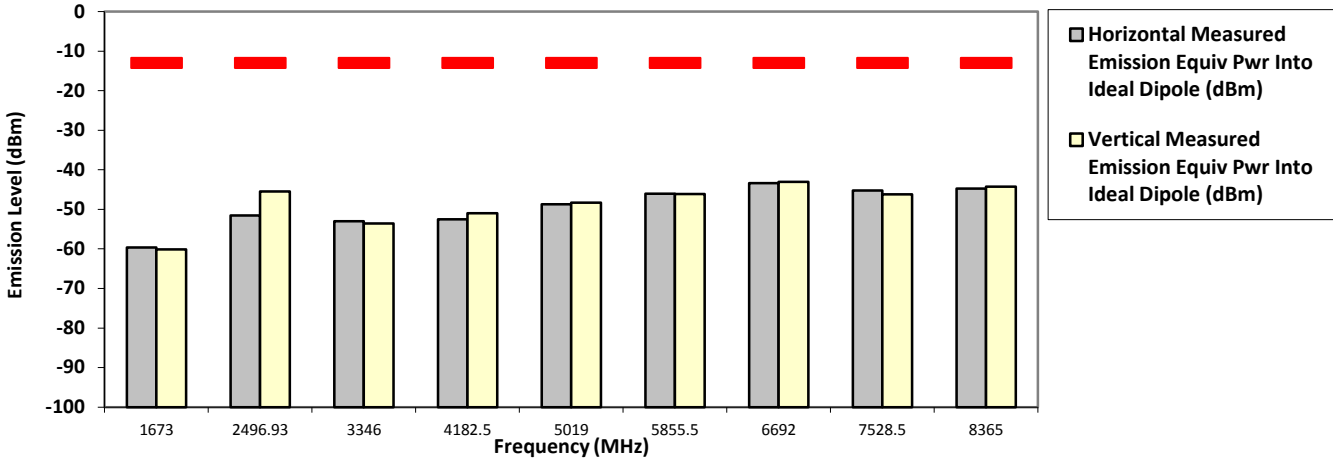


**The data presented here was taken using the substitution method as found in the TIA/EIA-603E document.**

**Motorola Penang EMC Lab - Test Performed by: Nazrin&Qawiman** **Wed, Jan 24, 2018**

**Industry Canada: 109AK**

**Remarks: ** Indicates the spurious emission could not be detected due to noise limitations or ambient.**

***Pursuant to CFR 47 Part 2.1057 ( c ), emissions attenuated more than 20 dB below the permissible limit are not reported**

**Temp(Deg): 22.6 Hum(%RH): 63.6**

**System MU: 5.01 dB**

***Remarks:***

| Passed Results | Marginal Results | Failed Results |
|---|---|---|

**Link Mode Radiated Emission:**

**Model Number: LEX L11n** **S/N: 790TTV0214** **SR:08397-EMC-00130**

**Battery Part No: PMNN4546A** **Accy Part No: 8397-PMLN7779A-5**

**Test Mode: TX LTE (Band 5)**

**844.000000 MHz (High)** **Bandwidth 10MHz** **0.252 Watt(s) /Max Power**

| Frequency (MHz) | Limit | Horizontal Measured Emission Equiv Pwr Into Ideal Dipole (dBm) | Vertical Measured Emission Equiv Pwr Into ideal Dipole (dBm) |
|---|---|---|---|
| 1688.0000 | -13.0000 | -60.0830 ** | -60.7763 ** |
| 2518.9200 | -13.0000 | -41.3500 * | -45.7100 * |
| 3376.0000 | -13.0000 | -53.7532 ** | -53.7819 ** |
| 4220.0000 | -13.0000 | -51.3739 ** | -52.6566 ** |
| 5064.0000 | -13.0000 | -48.1443 ** | -47.6572 ** |
| 5908.0000 | -13.0000 | -45.6966 ** | -46.6440 ** |
| 6752.0000 | -13.0000 | -43.8659 ** | -43.6522 ** |
| 7596.0000 | -13.0000 | -46.3426 ** | -45.1575 ** |
| 8440.0000 | -13.0000 | -43.6487 ** | -43.3311 ** |
| | | | |
| | | | |
| | | | |
| | | | |
| | | | |
| | | | |
| | | | |
| | | | |
| | | | |

**RADIATED SPURIOUS EMISSIONS**

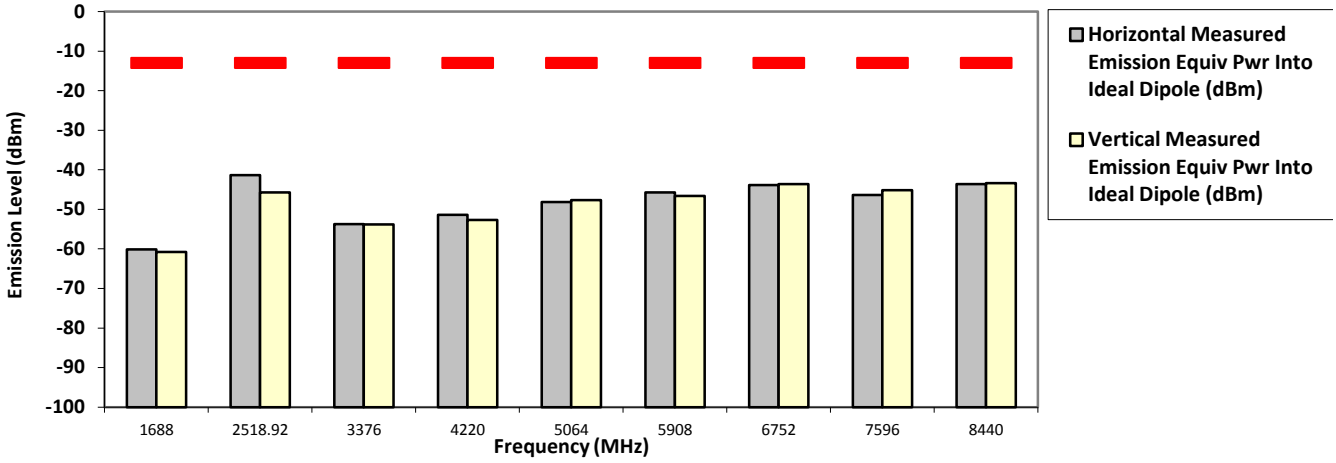


**The data presented here was taken using the substitution method as found in the TIA/EIA-603E document.**

**Motorola Penang EMC Lab - Test Performed by: Nazrin&Qawiman** **Wed, Jan 24, 2018**

**Industry Canada: 109AK**

**Remarks: ** Indicates the spurious emission could not be detected due to noise limitations or ambient.**

***Pursuant to CFR 47 Part 2.1057 ( c ), emissions attenuated more than 20 dB below the permissible limit are not reported**

**Temp(Deg): 22.6 Hum(%RH): 63.6**

**System MU: 5.01 dB**

| ***Remarks:*** | Passed Results | **Marginal Results** | **Failed Results** |
|---|---|---|---|

## DC configuration: Link Mode 24V

**Link Mode Radiated Emission:**

**Model Number: LEX L11n** **S/N: 790TTV0214** **SR:08397-EMC-00130**

**Battery Part No: PMNN4546A** **Accy Part No: 8397-PMLN7779A-5**

**Test Mode: TX LTE (Band 5)**

**824.700000 MHz (Low)** **Bandwidth 1.4MHz** **0.252 Watt(s) /Max Power**

| Frequency (MHz) | Limit | Horizontal Measured Emission Equiv Pwr Into Ideal Dipole (dBm) | Vertical Measured Emission Equiv Pwr Into ideal Dipole (dBm) |
|---|---|---|---|
| 1649.4000 | -13.0000 | -57.6129 ** | -58.2090 ** |
| 2474.5300 | -13.0000 | -41.2900 * | -44.4600 * |
| 3298.8000 | -13.0000 | -54.1344 ** | -53.0236 ** |
| 4123.5000 | -13.0000 | -52.2030 ** | -52.3850 ** |
| 4948.2000 | -13.0000 | -48.7363 ** | -49.4845 ** |
| 5772.9000 | -13.0000 | -47.8359 ** | -47.0227 ** |
| 6597.6000 | -13.0000 | -44.1546 ** | -43.2170 ** |
| 7422.3000 | -13.0000 | -46.9613 ** | -46.8148 ** |
| 8247.0000 | -13.0000 | -44.1949 ** | -44.6723 ** |
| | | | |
| | | | |
| | | | |
| | | | |
| | | | |
| | | | |

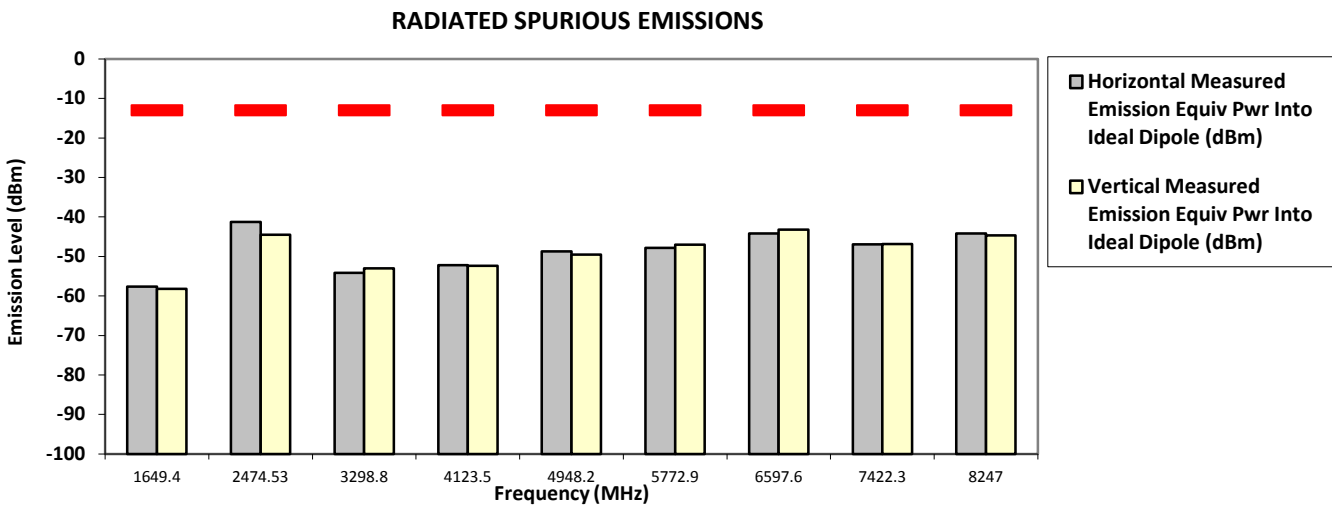


**The data presented here was taken using the substitution method as found in the TIA/EIA-603E document.**

**Motorola Penang EMC Lab - Test Performed by: Nazrin&Qawiman** **Wed, Jan 24, 2018**

**Industry Canada: 109AK**

**Remarks: ** Indicates the spurious emission could not be detected due to noise limitations or ambient.**

***Pursuant to CFR 47 Part 2.1057 ( c ), emissions attenuated more than 20 dB below the permissible limit are not reported**

**Temp(Deg): 22.6 Hum(%RH): 63.6**

**System MU: 5.01 dB**

***Remarks:***

| Passed Results | Marginal Results | Failed Results |
|---|---|---|

**Link Mode Radiated Emission:**

**Model Number: LEX L11n** **S/N: 790TTV0214** **SR:08397-EMC-00130**

**Battery Part No: PMNN4546A** **Accy Part No: 8397-PMLN7779A-5**

**Test Mode: TX LTE (Band 5)**

**836.500000 MHz (Mid)** **Bandwidth 1.4MHz** **0.252 Watt(s) /Max Power**

| Frequency (MHz) | Limit | Horizontal Measured Emission Equiv Pwr Into Ideal Dipole (dBm) | Vertical Measured Emission Equiv Pwr Into ideal Dipole (dBm) |
|---|---|---|---|
| 1673.0000 | -13.0000 | -56.6817 ** | -60.0451 ** |
| 2510.1200 | -13.0000 | -43.7700 * | -42.4100 * |
| 3346.0000 | -13.0000 | -53.2698 ** | -54.0224 ** |
| 4182.5000 | -13.0000 | -52.0832 ** | -51.3015 ** |
| 5019.0000 | -13.0000 | -48.1625 ** | -48.4093 ** |
| 5855.5000 | -13.0000 | -45.8113 ** | -46.4750 ** |
| 6692.0000 | -13.0000 | -44.0332 ** | -44.9866 ** |
| 7528.5000 | -13.0000 | -46.7545 ** | -46.2373 ** |
| 8365.0000 | -13.0000 | -44.5968 ** | -43.3725 ** |
| | | | |
| | | | |
| | | | |
| | | | |
| | | | |
| | | | |
| | | | |
| | | | |
| | | | |

**RADIATED SPURIOUS EMISSIONS**

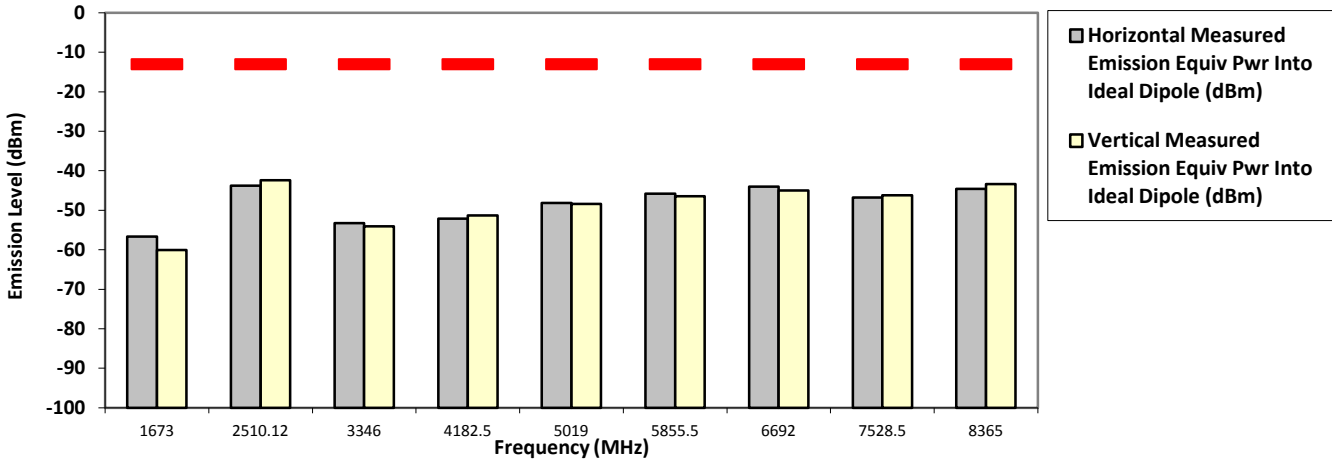


**The data presented here was taken using the substitution method as found in the TIA/EIA-603E document.**

**Motorola Penang EMC Lab - Test Performed by: Nazrin&Qawiman** **Wed, Jan 24, 2018**

**Industry Canada: 109AK**

**Remarks: ** Indicates the spurious emission could not be detected due to noise limitations or ambient.**

***Pursuant to CFR 47 Part 2.1057 ( c ), emissions attenuated more than 20 dB below the permissible limit are not reported**

**Temp(Deg): 22.6 Hum(%RH): 63.6**

**System MU: 5.01 dB**

***Remarks:***

| Passed Results | Marginal Results | Failed Results |
|---|---|---|

**Link Mode Radiated Emission:**

**Model Number: LEX L11n** **S/N: 790TTV0214** **SR:08397-EMC-00130**

**Battery Part No: PMNN4546A** **Accy Part No: 8397-PMLN7779A-5**

**Test Mode: TX LTE (Band 5)**

**848.300000 MHz (High)** **Bandwidth 1.4MHz** **0.252 Watt(s) /Max Power**

| Frequency (MHz) | Limit | Horizontal Measured Emission Equiv Pwr Into Ideal Dipole (dBm) | Vertical Measured Emission Equiv Pwr Into ideal Dipole (dBm) |
|---|---|---|---|
| 1696.6000 | -13.0000 | -58.2914 ** | -60.4366 ** |
| 2545.7200 | -13.0000 | -46.5600 * | -49.3800 * |
| 3393.2000 | -13.0000 | -53.7093 ** | -54.8429 ** |
| 4241.5000 | -13.0000 | -52.8875 ** | -52.6266 ** |
| 5089.8000 | -13.0000 | -48.6248 ** | -48.1870 ** |
| 5938.1000 | -13.0000 | -46.2752 ** | -46.0818 ** |
| 6786.4000 | -13.0000 | -42.4248 ** | -43.7417 ** |
| 7634.7000 | -13.0000 | -46.0433 ** | -45.5740 ** |
| 8483.0000 | -13.0000 | -44.9041 ** | -45.5857 ** |
| | | | |
| | | | |
| | | | |
| | | | |
| | | | |
| | | | |
| | | | |
| | | | |
| | | | |

**RADIATED SPURIOUS EMISSIONS**

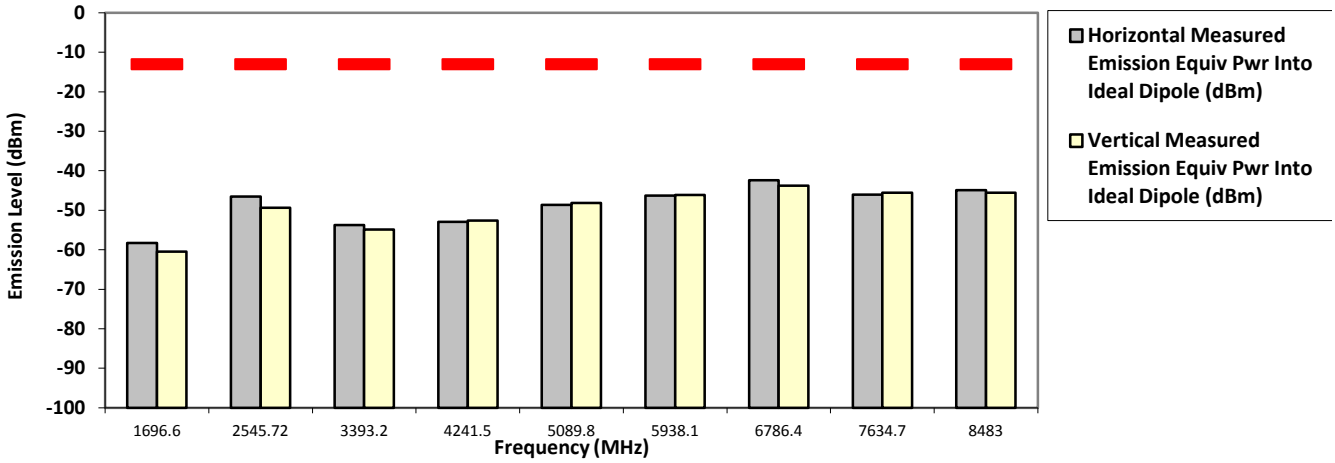


**The data presented here was taken using the substitution method as found in the TIA/EIA-603E document.**

**Motorola Penang EMC Lab - Test Performed by: Nazrin&Qawiman** **Wed, Jan 24, 2018**

**Industry Canada: 109AK**

**Remarks: ** Indicates the spurious emission could not be detected due to noise limitations or ambient.**

***Pursuant to CFR 47 Part 2.1057 ( c ), emissions attenuated more than 20 dB below the permissible limit are not reported**

**Temp(Deg): 22.6 Hum(%RH): 63.6**

**System MU: 5.01 dB**

***Remarks:*** Passed Results | **Marginal Results** | **Failed Results**

**Link Mode Radiated Emission:**

**Model Number: LEX L11n** **S/N: 790TTV0214** **SR:08397-EMC-00130**

**Battery Part No: PMNN4546A** **Accy Part No: 8397-PMLN7779A-5**

**Test Mode: TX LTE (Band 5)**

**825.500000 MHz (Low)** **Bandwidth 3MHz** **0.252 Watt(s) /Max Power**

| Frequency (MHz) | Limit | Horizontal Measured Emission Equiv Pwr Into Ideal Dipole (dBm) | Vertical Measured Emission Equiv Pwr Into ideal Dipole (dBm) |
|---|---|---|---|
| 1651.0000 | -13.0000 | -57.5858 ** | -58.6543 ** |
| 2476.5300 | -13.0000 | -38.8800 * | -42.8900 * |
| 3302.0000 | -13.0000 | -53.5693 ** | -53.7678 ** |
| 4127.5000 | -13.0000 | -52.0398 ** | -51.8119 ** |
| 4953.0000 | -13.0000 | -49.0616 ** | -47.9476 ** |
| 5778.5000 | -13.0000 | -47.2030 ** | -47.4900 ** |
| 6604.0000 | -13.0000 | -43.8068 ** | -44.7702 ** |
| 7429.5000 | -13.0000 | -45.8466 ** | -45.4412 ** |
| 8255.0000 | -13.0000 | -44.6935 ** | -43.9247 ** |
| | | | |
| | | | |
| | | | |
| | | | |
| | | | |
| | | | |
| | | | |
| | | | |
| | | | |

**RADIATED SPURIOUS EMISSIONS**

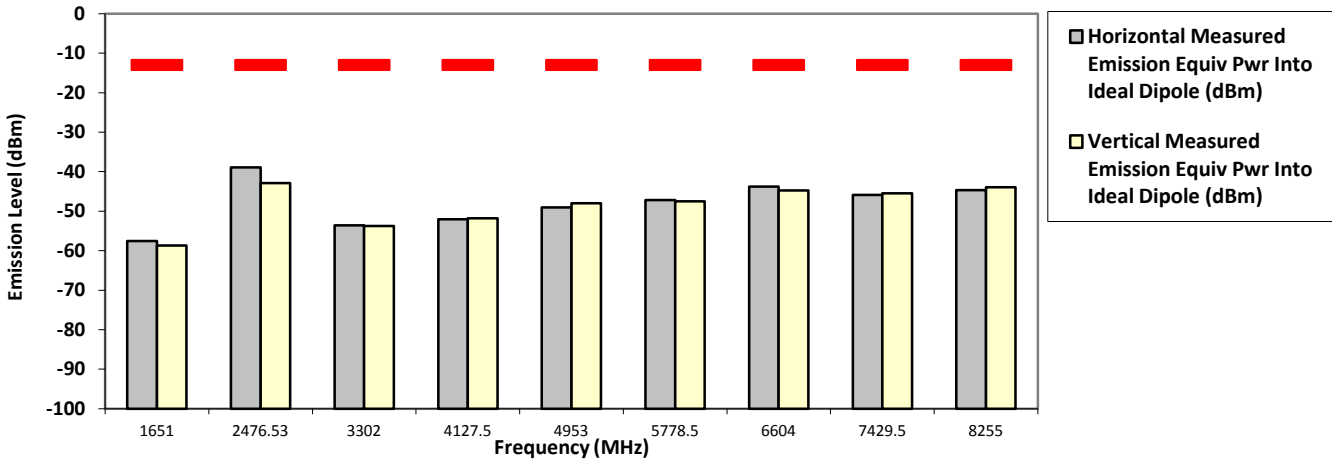


**The data presented here was taken using the substitution method as found in the TIA/EIA-603E document.**

**Motorola Penang EMC Lab - Test Performed by: Nazrin&Qawiman** **Wed, Jan 24, 2018**

**Industry Canada: 109AK**

**Remarks: ** Indicates the spurious emission could not be detected due to noise limitations or ambient.**

***Pursuant to CFR 47 Part 2.1057 ( c ), emissions attenuated more than 20 dB below the permissible limit are not reported**

**Temp(Deg): 22.6 Hum(%RH): 63.6**

**System MU: 5.01 dB**

***Remarks:*** Passed Results | **Marginal Results** | **Failed Results**

**Link Mode Radiated Emission:**

**Model Number: LEX L11n** **S/N: 790TTV0214** **SR:08397-EMC-00130**

**Battery Part No: PMNN4546A** **Accy Part No: 8397-PMLN7779A-5**

**Test Mode: TX LTE (Band 5)**

**836.500000 MHz (Mid)** **Bandwidth 3MHz** **0.252 Watt(s) /Max Power**

| Frequency (MHz) | Limit | Horizontal Measured Emission Equiv Pwr Into Ideal Dipole (dBm) | Vertical Measured Emission Equiv Pwr Into ideal Dipole (dBm) |
|---|---|---|---|
| 1673.0000 | -13.0000 | -58.0867 ** | -60.5393 ** |
| 2509.5000 | -13.0000 | -52.2537 ** | -55.7961 ** |
| 3346.0000 | -13.0000 | -53.7207 ** | -53.4045 ** |
| 4182.5000 | -13.0000 | -52.7716 ** | -51.4024 ** |
| 5019.0000 | -13.0000 | -48.3484 ** | -48.2070 ** |
| 5855.5000 | -13.0000 | -45.8030 ** | -45.5863 ** |
| 6692.0000 | -13.0000 | -43.4603 ** | -44.2834 ** |
| 7528.5000 | -13.0000 | -46.1348 ** | -45.9252 ** |
| 8365.0000 | -13.0000 | -45.1305 ** | -43.4190 ** |
| | | | |
| | | | |
| | | | |
| | | | |
| | | | |
| | | | |
| | | | |
| | | | |
| | | | |

**RADIATED SPURIOUS EMISSIONS**

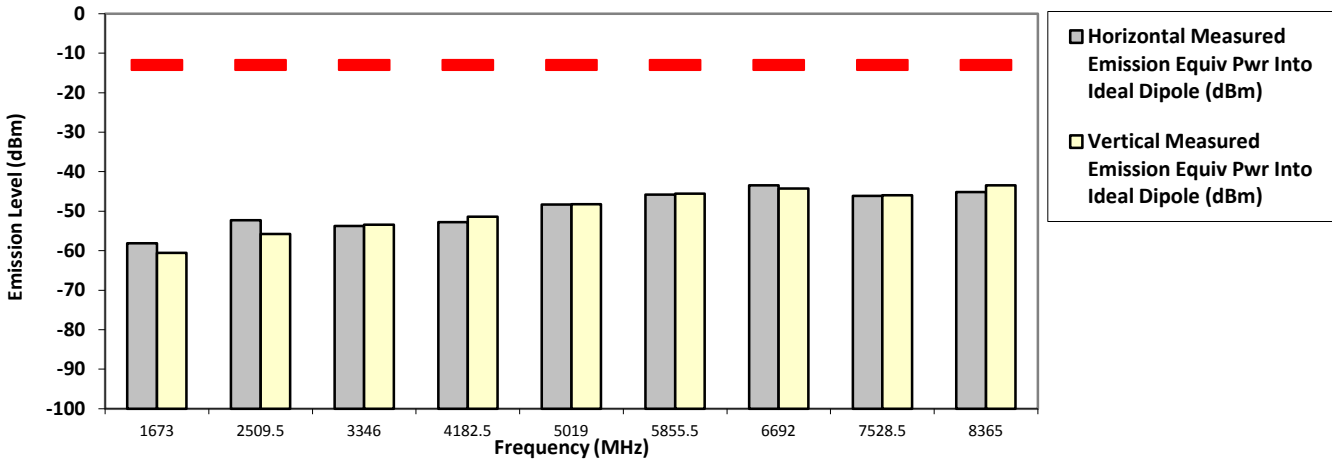


**The data presented here was taken using the substitution method as found in the TIA/EIA-603E document.**

**Motorola Penang EMC Lab - Test Performed by: Nazrin&Qawiman** **Wed, Jan 24, 2018**

**Industry Canada: 109AK**

**Remarks: ** Indicates the spurious emission could not be detected due to noise limitations or ambient.**

***Pursuant to CFR 47 Part 2.1057 ( c ), emissions attenuated more than 20 dB below the permissible limit are not reported**

**Temp(Deg): 22.6 Hum(%RH): 63.6**

**System MU: 5.01 dB**

| ***Remarks:*** | Passed Results | **Marginal Results** | **Failed Results** |
|---|---|---|---|

**Link Mode Radiated Emission:**

**Model Number: LEX L11n** **S/N: 790TTV0214** **SR:08397-EMC-00130**

**Battery Part No: PMNN4546A** **Accy Part No: 8397-PMLN7779A-5**

**Test Mode: TX LTE (Band 5)**

**847.500000 MHz (High)** **Bandwidth 3MHz** **0.252 Watt(s) /Max Power**

| Frequency (MHz) | Limit | Horizontal Measured Emission Equiv Pwr Into Ideal Dipole (dBm) | Vertical Measured Emission Equiv Pwr Into ideal Dipole (dBm) |
|---|---|---|---|
| 1695.0000 | -13.0000 | -62.0781 ** | -60.4098 ** |
| 2542.5000 | -13.0000 | -63.7008 ** | -54.9298 ** |
| 3390.0000 | -13.0000 | -57.0692 ** | -53.3201 ** |
| 4237.5000 | -13.0000 | -54.9538 ** | -50.9915 ** |
| 5085.0000 | -13.0000 | -51.9705 ** | -48.0917 ** |
| 5932.5000 | -13.0000 | -50.9300 ** | -45.9998 ** |
| 6780.0000 | -13.0000 | -47.6991 ** | -44.4670 ** |
| 7627.5000 | -13.0000 | -48.8763 ** | -45.4811 ** |
| 8475.0000 | -13.0000 | -45.3312 ** | -43.3442 ** |
| | | | |
| | | | |
| | | | |
| | | | |
| | | | |
| | | | |
| | | | |
| | | | |
| | | | |

**RADIATED SPURIOUS EMISSIONS**

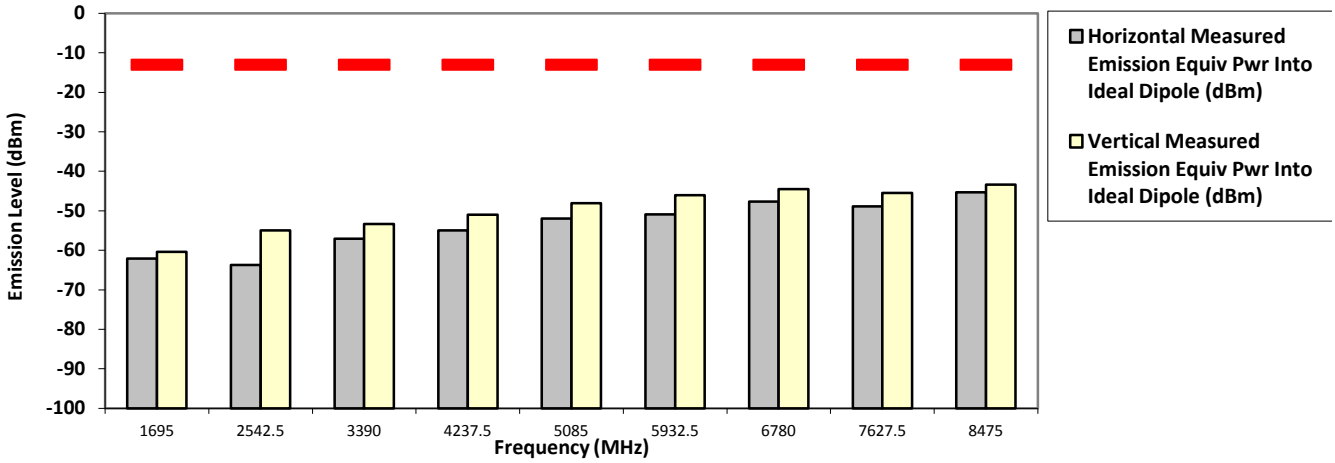


**The data presented here was taken using the substitution method as found in the TIA/EIA-603E document.**

**Motorola Penang EMC Lab - Test Performed by: Nazrin&Qawiman** **Wed, Jan 24, 2018**

**Industry Canada: 109AK**

**Remarks: ** Indicates the spurious emission could not be detected due to noise limitations or ambient.**

***Pursuant to CFR 47 Part 2.1057 ( c ), emissions attenuated more than 20 dB below the permissible limit are not reported**

**Temp(Deg): 22.6 Hum(%RH): 63.6**

**System MU: 5.01 dB**

| ***Remarks:*** | Passed Results | **Marginal Results** | **Failed Results** |
|---|---|---|---|

**Link Mode Radiated Emission:**

**Model Number: LEX L11n** **S/N: 790TTV0214** **SR:08397-EMC-00130**

**Battery Part No: PMNN4546A** **Accy Part No: 8397-PMLN7779A-5**

**Test Mode: TX LTE (Band 5)**

**826.500000 MHz (Low)** **Bandwidth 5MHz** **0.252 Watt(s) /Max Power**

| Frequency (MHz) | Limit | Horizontal Measured Emission Equiv Pwr Into Ideal Dipole (dBm) | Vertical Measured Emission Equiv Pwr Into ideal Dipole (dBm) |
|---|---|---|---|
| 1653.0000 | -13.0000 | -55.5440 ** | -59.6694 ** |
| 2480.5300 | -13.0000 | -43.2300 * | -42.9600 * |
| 3306.0000 | -13.0000 | -54.2239 ** | -54.3286 ** |
| 4132.5000 | -13.0000 | -52.8967 ** | -52.3347 ** |
| 4959.0000 | -13.0000 | -49.5448 ** | -48.6000 ** |
| 5785.5000 | -13.0000 | -47.8061 ** | -47.5719 ** |
| 6612.0000 | -13.0000 | -44.2298 ** | -43.7356 ** |
| 7438.5000 | -13.0000 | -46.3803 ** | -46.2727 ** |
| 8265.0000 | -13.0000 | -44.7343 ** | -44.5854 ** |
| | | | |
| | | | |
| | | | |
| | | | |
| | | | |
| | | | |
| | | | |
| | | | |
| | | | |

**RADIATED SPURIOUS EMISSIONS**

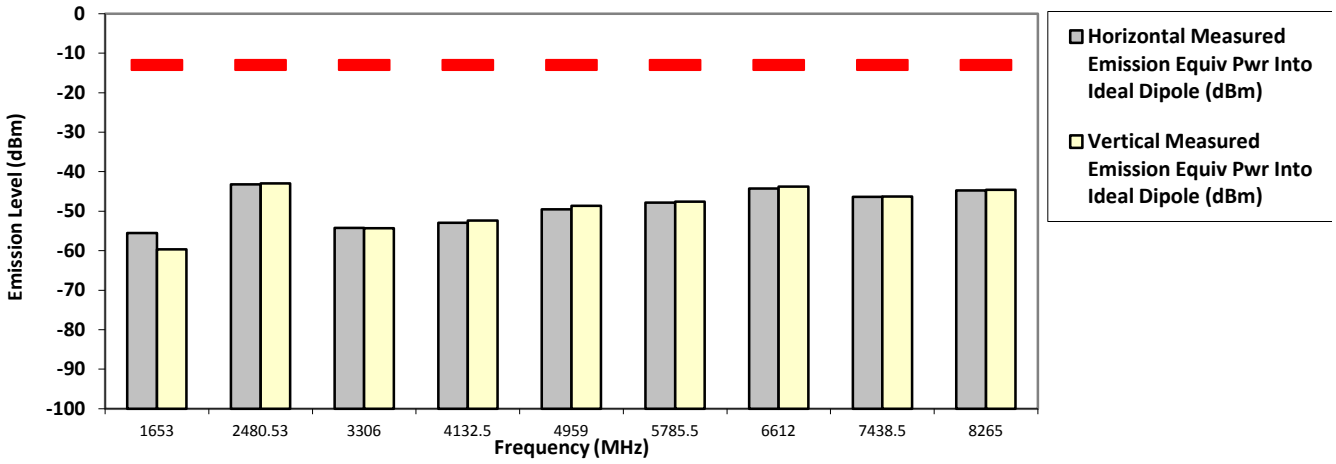


**The data presented here was taken using the substitution method as found in the TIA/EIA-603E document.**

**Motorola Penang EMC Lab - Test Performed by: Nazrin&Qawiman** **Wed, Jan 24, 2018**

**Industry Canada: 109AK**

**Remarks: ** Indicates the spurious emission could not be detected due to noise limitations or ambient.**

***Pursuant to CFR 47 Part 2.1057 ( c ), emissions attenuated more than 20 dB below the permissible limit are not reported**

**Temp(Deg): 22.6 Hum(%RH): 63.6**

**System MU: 5.01 dB**

***Remarks:*** Passed Results | **Marginal Results** | **Failed Results**

**Link Mode Radiated Emission:**

**Model Number: LEX L11n** **S/N: 790TTV0214** **SR:08397-EMC-00130**

**Battery Part No: PMNN4546A** **Accy Part No: 8397-PMLN7779A-5**

**Test Mode: TX LTE (Band 5)**

**836.500000 MHz (Mid)** **Bandwidth 5MHz** **0.252 Watt(s) /Max Power**

| Frequency (MHz) | Limit | Horizontal Measured Emission Equiv Pwr Into Ideal Dipole (dBm) | Vertical Measured Emission Equiv Pwr Into ideal Dipole (dBm) |
|---|---|---|---|
| 1673.0000 | -13.0000 | -58.5828 ** | -59.1636 ** |
| 2509.5000 | -13.0000 | -53.3764 ** | -53.8879 ** |
| 3346.0000 | -13.0000 | -52.4760 ** | -53.2832 ** |
| 4182.5000 | -13.0000 | -51.8903 ** | -52.4668 ** |
| 5019.0000 | -13.0000 | -48.9379 ** | -47.4694 ** |
| 5855.5000 | -13.0000 | -45.9404 ** | -45.0642 ** |
| 6692.0000 | -13.0000 | -42.2038 ** | -43.5683 ** |
| 7528.5000 | -13.0000 | -46.0617 ** | -46.1702 ** |
| 8365.0000 | -13.0000 | -44.6905 ** | -44.9937 ** |
| | | | |
| | | | |
| | | | |
| | | | |
| | | | |
| | | | |
| | | | |
| | | | |
| | | | |

**RADIATED SPURIOUS EMISSIONS**

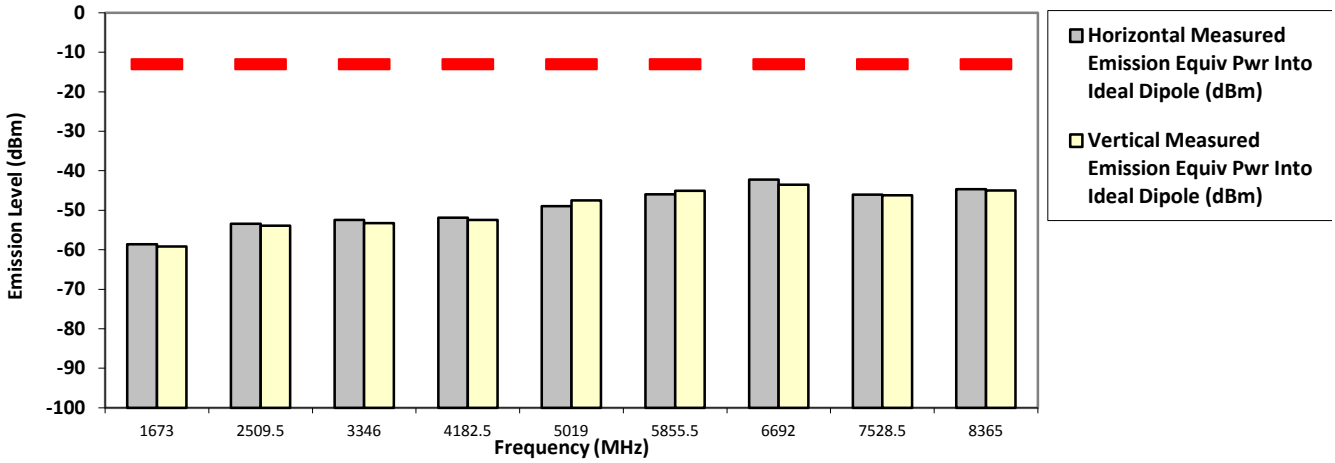


**The data presented here was taken using the substitution method as found in the TIA/EIA-603E document.**

**Motorola Penang EMC Lab - Test Performed by: Nazrin&Qawiman** **Wed, Jan 24, 2018**

**Industry Canada: 109AK**

**Remarks: ** Indicates the spurious emission could not be detected due to noise limitations or ambient.**

***Pursuant to CFR 47 Part 2.1057 ( c ), emissions attenuated more than 20 dB below the permissible limit are not reported**

**Temp(Deg): 22.6 Hum(%RH): 63.6**

**System MU: 5.01 dB**

***Remarks:***

| Passed Results | Marginal Results | Failed Results |
|---|---|---|

**Link Mode Radiated Emission:**

**Model Number: LEX L11n** **S/N: 790TTV0214** **SR:08397-EMC-00130**

**Battery Part No: PMNN4546A** **Accy Part No: 8397-PMLN7779A-5**

**Test Mode: TX LTE (Band 5)**

**846.500000 MHz (High)** **Bandwidth 5MHz** **0.252 Watt(s) /Max Power**

| Frequency (MHz) | Limit | Horizontal Measured Emission Equiv Pwr Into Ideal Dipole (dBm) | Vertical Measured Emission Equiv Pwr Into ideal Dipole (dBm) |
|---|---|---|---|
| 1693.3700 | -13.0000 | -45.3400 * | -42.2600 * |
| 2540.1200 | -13.0000 | -44.2500 * | -48.5400 * |
| 3386.0000 | -13.0000 | -54.1303 ** | -54.2001 ** |
| 4232.5000 | -13.0000 | -51.7581 ** | -52.2729 ** |
| 5079.0000 | -13.0000 | -49.3350 ** | -49.1204 ** |
| 5925.5000 | -13.0000 | -46.1644 ** | -46.0851 ** |
| 6772.0000 | -13.0000 | -41.1781 ** | -44.7111 ** |
| 7618.5000 | -13.0000 | -46.2288 ** | -45.9202 ** |
| 8465.0000 | -13.0000 | -43.8603 ** | -44.1966 ** |
| | | | |
| | | | |
| | | | |
| | | | |
| | | | |
| | | | |
| | | | |
| | | | |
| | | | |

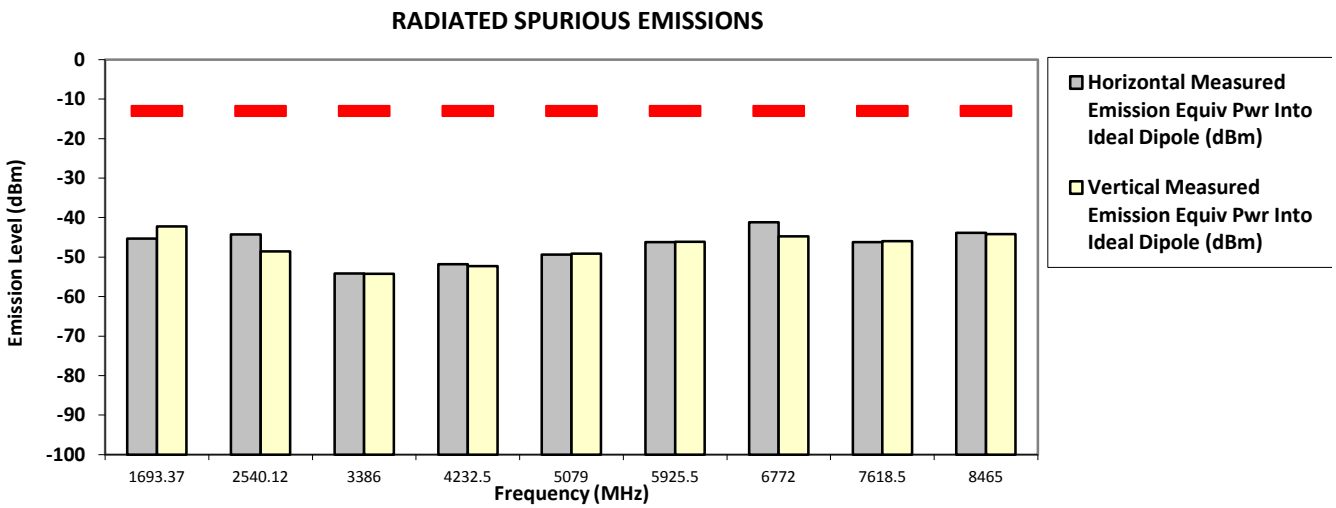


**The data presented here was taken using the substitution method as found in the TIA/EIA-603E document.**

**Motorola Penang EMC Lab - Test Performed by: Nazrin&Qawiman** **Wed, Jan 24, 2018**

**Industry Canada: 109AK**

**Remarks: ** Indicates the spurious emission could not be detected due to noise limitations or ambient.**

***Pursuant to CFR 47 Part 2.1057 ( c ), emissions attenuated more than 20 dB below the permissible limit are not reported**

**Temp(Deg): 22.6 Hum(%RH): 63.6**

**System MU: 5.01 dB**

***Remarks:***

| Passed Results | **Marginal Results** | **Failed Results** |
|---|---|---|

**Link Mode Radiated Emission:**

**Model Number: LEX L11n** **S/N: 790TTV0214** **SR:08397-EMC-00130**

**Battery Part No: PMNN4546A** **Accy Part No: 8397-PMLN7779A-5**

**Test Mode: TX LTE (Band 5)**

**829.000000 MHz (Low)** **Bandwidth 10MHz** **0.252 Watt(s) /Max Power**

| Frequency (MHz) | Limit | Horizontal Measured Emission Equiv Pwr Into Ideal Dipole (dBm) | Vertical Measured Emission Equiv Pwr Into ideal Dipole (dBm) |
|---|---|---|---|
| 1658.0000 | -13.0000 | -60.4540 ** | -60.6898 ** |
| 2474.1300 | -13.0000 | -44.0800 * | -39.2500 * |
| 3316.0000 | -13.0000 | -53.4806 ** | -53.7279 ** |
| 4145.0000 | -13.0000 | -51.5143 ** | -52.6811 ** |
| 4974.0000 | -13.0000 | -48.7465 ** | -49.3640 ** |
| 5803.0000 | -13.0000 | -47.7991 ** | -45.7793 ** |
| 6632.0000 | -13.0000 | -44.4306 ** | -44.2984 ** |
| 7461.0000 | -13.0000 | -45.0974 ** | -45.8138 ** |
| 8290.0000 | -13.0000 | -45.1791 ** | -45.4494 ** |
| | | | |
| | | | |
| | | | |
| | | | |
| | | | |

**RADIATED SPURIOUS EMISSIONS**

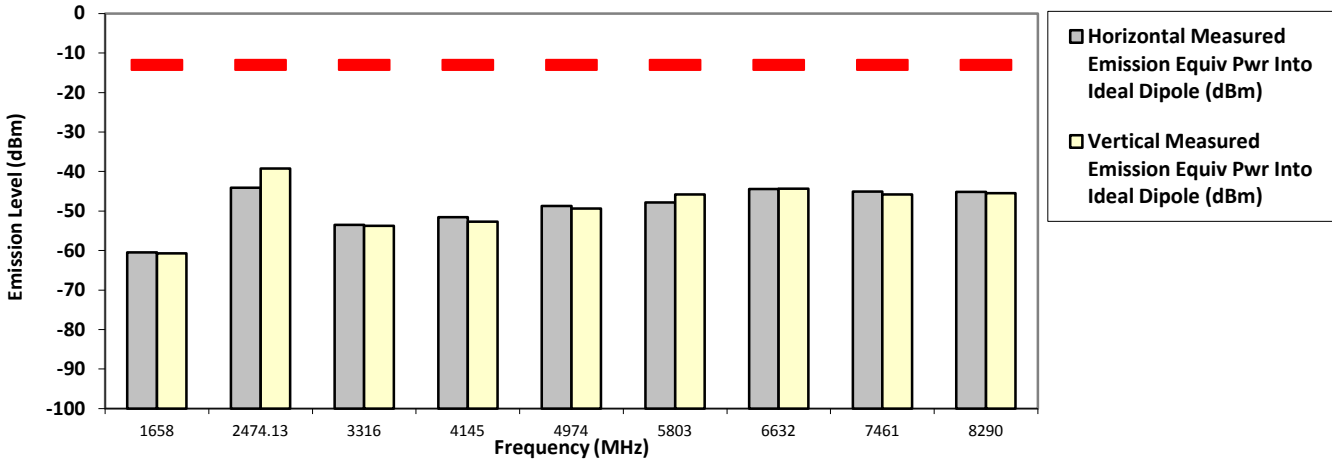


**The data presented here was taken using the substitution method as found in the TIA/EIA-603E document.**

**Motorola Penang EMC Lab - Test Performed by: Nazrin&Qawiman** **Wed, Jan 24, 2018**

**Industry Canada: 109AK**

**Remarks: ** Indicates the spurious emission could not be detected due to noise limitations or ambient.**

***Pursuant to CFR 47 Part 2.1057 ( c ), emissions attenuated more than 20 dB below the permissible limit are not reported**

**Temp(Deg): 22.6 Hum(%RH): 63.6**

**System MU: 5.01 dB**

***Remarks:***

| Passed Results | Marginal Results | Failed Results |
|---|---|---|

**Link Mode Radiated Emission:**

**Model Number: LEX L11n** **S/N: 790TTV0214** **SR:08397-EMC-00130**

**Battery Part No: PMNN4546A** **Accy Part No: 8397-PMLN7779A-5**

**Test Mode: TX LTE (Band 5)**

**836.500000 MHz (Mid)** **Bandwidth 10MHz** **0.252 Watt(s) /Max Power**

| Frequency (MHz) | Limit | Horizontal Measured Emission Equiv Pwr Into Ideal Dipole (dBm) | Vertical Measured Emission Equiv Pwr Into ideal Dipole (dBm) |
|---|---|---|---|
| 1673.0000 | -13.0000 | -59.2655 ** | -60.3963 ** |
| 2496.5300 | -13.0000 | -46.3200 * | -42.6800 |
| 3346.0000 | -13.0000 | -53.8368 ** | -53.8129 ** |
| 4182.5000 | -13.0000 | -52.9350 ** | -51.7047 ** |
| 5019.0000 | -13.0000 | -48.6044 ** | -47.8280 ** |
| 5855.5000 | -13.0000 | -46.2931 ** | -44.5556 ** |
| 6692.0000 | -13.0000 | -43.1497 ** | -45.0915 ** |
| 7528.5000 | -13.0000 | -46.2256 ** | -45.5515 ** |
| 8365.0000 | -13.0000 | -44.9015 ** | -44.3765 ** |
| | | | |
| | | | |
| | | | |
| | | | |
| | | | |

**RADIATED SPURIOUS EMISSIONS**

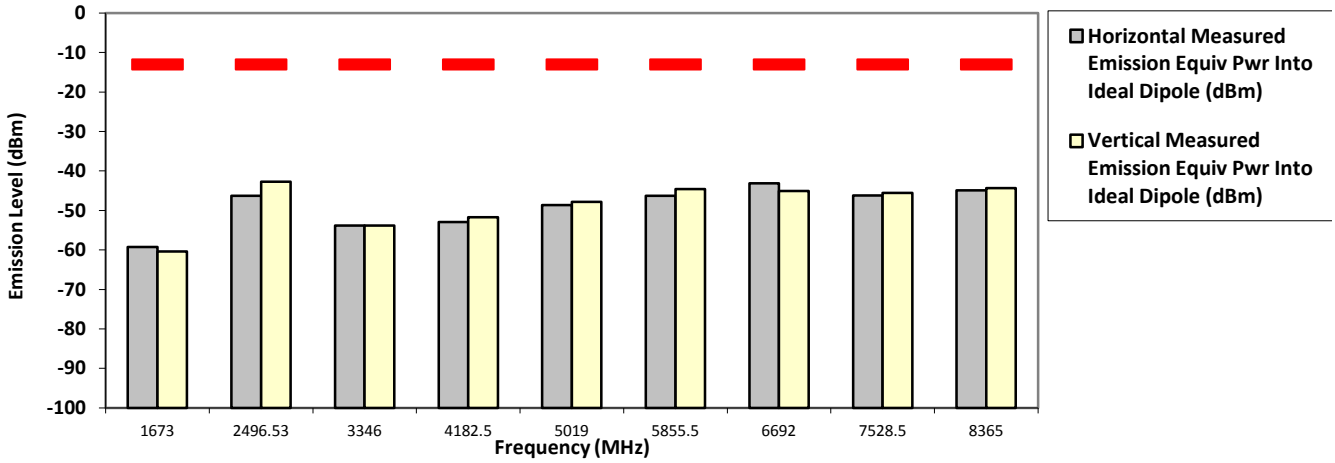


**The data presented here was taken using the substitution method as found in the TIA/EIA-603E document.**

**Motorola Penang EMC Lab - Test Performed by: Nazrin&Qawiman** **Wed, Jan 24, 2018**

**Industry Canada: 109AK**

**Remarks: ** Indicates the spurious emission could not be detected due to noise limitations or ambient.**

***Pursuant to CFR 47 Part 2.1057 ( c ), emissions attenuated more than 20 dB below the permissible limit are not reported**

**Temp(Deg): 22.6 Hum(%RH): 63.6**

**System MU: 5.01 dB**

***Remarks:***

| Passed Results | Marginal Results | Failed Results |
|---|---|---|

**Link Mode Radiated Emission:**

**Model Number: LEX L11n** **S/N: 790TTV0214** **SR:08397-EMC-00130**

**Battery Part No: PMNN4546A** **Accy Part No: 8397-PMLN7779A-5**

**Test Mode: TX LTE (Band 5)**

**844.000000 MHz (High)** **Bandwidth 10MHz** **0.252 Watt(s) /Max Power**

| Frequency (MHz) | Limit | Horizontal Measured Emission Equiv Pwr Into Ideal Dipole (dBm) | Vertical Measured Emission Equiv Pwr Into ideal Dipole (dBm) |
|---|---|---|---|
| 1688.0000 | -13.0000 | -59.7664 ** | -60.0877 ** |
| 2519.3200 | -13.0000 | -46.0400 * | -47.4600 * |
| 3376.0000 | -13.0000 | -53.8839 ** | -55.0982 ** |
| 4220.0000 | -13.0000 | -52.2562 ** | -52.0543 ** |
| 5064.0000 | -13.0000 | -48.1633 ** | -47.7489 ** |
| 5908.0000 | -13.0000 | -46.1284 ** | -46.3264 ** |
| 6752.0000 | -13.0000 | -43.6665 ** | -44.4274 ** |
| 7596.0000 | -13.0000 | -45.8059 ** | -45.9619 ** |
| 8440.0000 | -13.0000 | -44.6240 ** | -42.9293 ** |
| | | | |
| | | | |
| | | | |
| | | | |
| | | | |

**RADIATED SPURIOUS EMISSIONS**

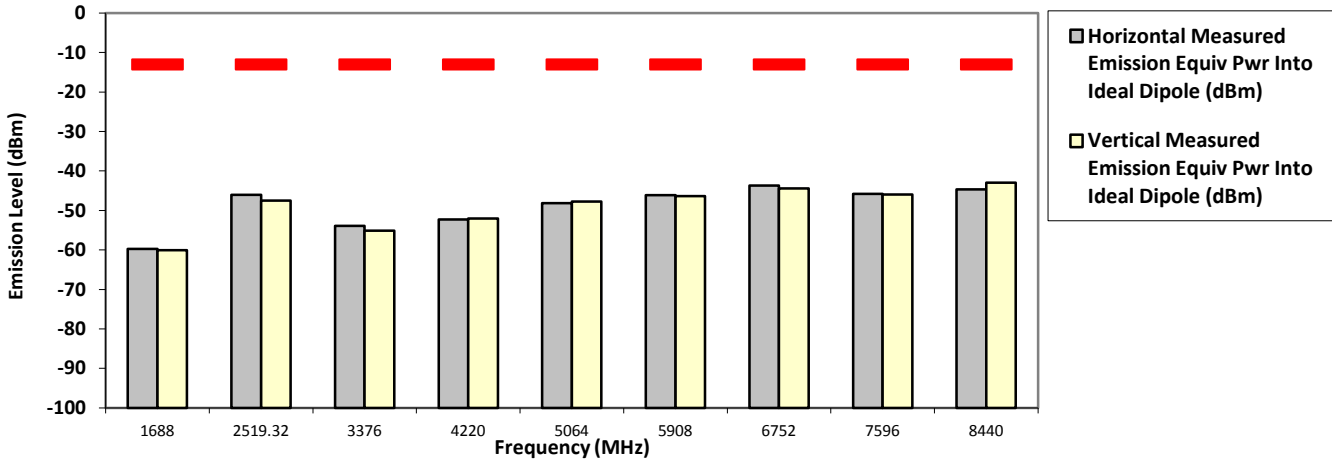


**The data presented here was taken using the substitution method as found in the TIA/EIA-603E document.**

**Motorola Penang EMC Lab - Test Performed by: Nazrin&Qawiman** **Wed, Jan 24, 2018**

**Industry Canada: 109AK**

**Remarks: ** Indicates the spurious emission could not be detected due to noise limitations or ambient.**

***Pursuant to CFR 47 Part 2.1057 ( c ), emissions attenuated more than 20 dB below the permissible limit are not reported**

**Temp(Deg): 22.6 Hum(%RH): 63.6**

**System MU: 5.01 dB**

***Remarks:***

| Passed Results | **Marginal Results** | **Failed Results** |
|---|---|---|

--Test Report End--