EXHIBIT 9

INTERNAL PHOTOGRAPHS

(Pursuant to FCC Part 2.1033(b)(7), 2.1033(c)(14) and RSP 100 Sec 4)

The following photographs are attached.	Exhibit
1. RF board with Shields (Top).	9A
2. RF board without Shields (Top).	9B
3. RF board with Shields (Bottom).	9C
4. RF board without Shields (Bottom).	9D
5. RF board with chassis and housing (front)	9E
6. Chassis and housing (back)	9F
7. WIFI Board (Top)	9G
8. WIFI Board with and without shield (Bottom)	9H
9. Exploded View of radio	9I

Exhibits 9A



RF board with Shields (Top)

Exhibit 9B



RF board without Shields (Top)

Exhibit 9C



RF board with Shields (Bottom)

Exhibit 9D



RF board without Shields (Bottom)

Exhibit 9E

RF board with chassis and housing (front)

Exhibit 9F

Chassis and Housing (Back)

Exhibit 9G



WIFI Board (Top)

Exhibit 9H



WIFI Board with and without Shield (Bottom)

Exhibit 9I

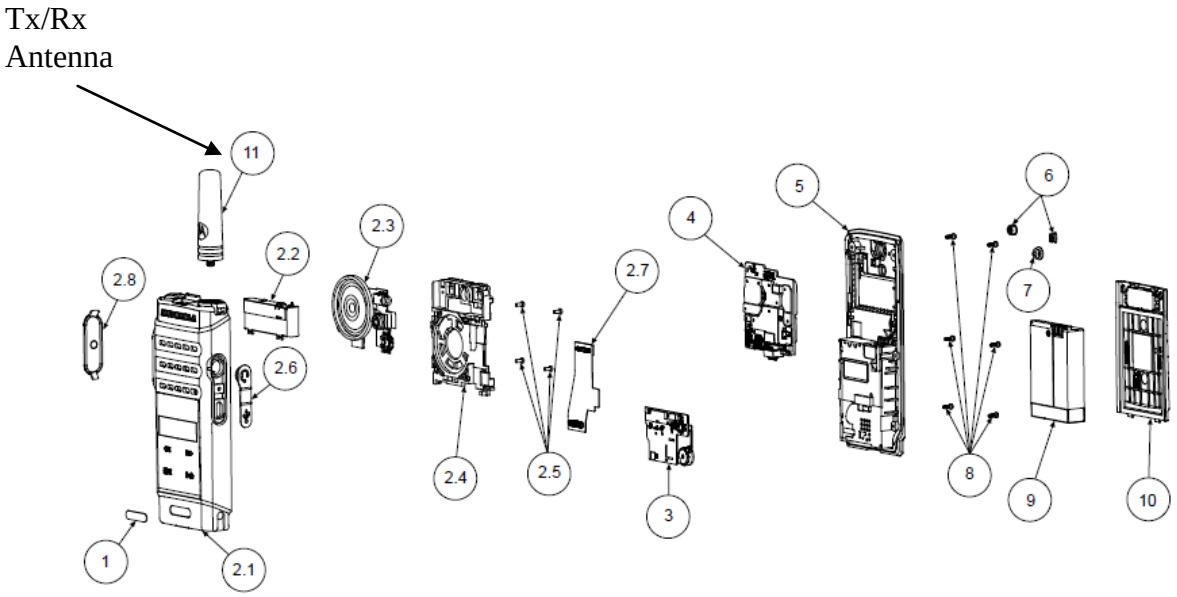

Exploded View of Radio