EXHIBIT 9

Internal Photographs

(Pursuant to FCC Part 2.1033(b)(7), 2.1033(c)(12) and RSP 100 Annex C)

The following photographs are attached.	Exhibit
1. RF board with Shields (Top) (APX8000H/ APX8000HXE)	9A
2. RF board without Shields (Top) (APX8000H/ APX8000HXE)	9B
3. RF board with Shields (Bottom) (APX8000H/ APX8000HXE)	9C
4. RF board without Shields (Bottom) (APX8000H/ APX8000HXE)	9D
5. Expansion board with shields (Top) (APX8000H/ APX8000HXE)	9E
6. Expansion board without shields (Top) (APX8000H/ APX8000HXE)	9F
7. Expansion board with shields (Bottom) (APX8000H/ APX8000HXE)	9G
8. Expansion board without shields (Bottom) (APX8000H/ APX8000HXE)	9H
9. Vocon board with shields (Top) (APX8000H/ APX8000HXE)	9I
10. Vocon board without shields (Top) (APX8000H/ APX8000HXE)	9J
11. Vocon board with shields (Bottom) (APX8000H/ APX8000HXE)	9K
12. Vocon board without shields (Bottom) (APX8000H/ APX8000HXE)	9L
13. RF and Vocon boards with chassis and housing (APX8000H Model 2.5 BLK/BRN) (Front side)	9M
14. Expansion board with chassis and housing (APX8000H Model 2.5 BLK/BRN) (Back side)	9N
15. RF and Vocon boards with chassis and housing (APX8000H Model 3.5 BLK/BRN) (Front side)	9O
16. Expansion board with chassis and housing (APX8000H Model 3.5 BLK/BRN) (Back side)	9P
17. RF and Vocon boards with chassis and housing (APX8000HXE Model 1.5) (Front side)	9Q
18. Expansion board with chassis and housing (APX8000HXE Model 1.5) (Back side)	9R
19. RF and Vocon boards with chassis and housing (APX8000HXE Model 2.5) (Front side)	9S
20. Expansion board with chassis and housing (APX8000HXE Model 2.5) (Back side)	9T
21. RF and Vocon boards with chassis and housing (APX8000HXE Model 3.5) (Front side)	9U
22. Expansion board with chassis and housing (APX8000HXE Model 3.5) (Back side)	9V
23. Exploded view of APX8000H Model 2.5 BLK/BRN	9W
24. Exploded view of APX8000H Model 3.5 BLK/BRN	9X
25. Exploded view of APX8000HXE Model 1.5	9Y
26. Exploded view of APX8000HXE Model 2.5	9Z
27. Exploded view of APX8000HXE Model 3.5	9AA

Exhibits 9A



RF board with Shields (Top)
(APX8000H/ APX8000HXE)

Exhibit 9B



RF board without Shields (Top)
(APX8000H/ APX8000HXE)

Exhibit 9C

RF board with Shields (Bottom)
(APX8000H/ APX8000HXE)

Exhibit 9D



RF board without Shields (Bottom)
(APX8000H/ APX8000HXE)

Exhibit 9E



Expansion board with shields (Top)
(APX8000H/ APX8000HXE)

Exhibit 9F



Expansion board without shields (Top)
(APX8000H/ APX8000HXE)

Exhibit 9G



Expansion board with shields (Bottom)
(APX8000H/ APX8000HXE)

Exhibit 9H



Expansion board without shields (Bottom)
(APX8000H/ APX8000HXE)

Exhibit 9I



Vocon board with shields (Top)
(APX8000H/ APX8000HXE)

Exhibit 9J



Vocon board without shields (Top)
(APX8000H/ APX8000HXE)

Exhibit 9K



Vocon board with shields (Bottom)
(APX8000H/ APX8000HXE)

Exhibit 9L



Vocon board without shields (Bottom)
(APX8000H/ APX8000HXE)

Exhibit 9M

RF and Vocon boards with chassis and housing of APX8000H Model 2.5 BLK/BRN (Front side)

*This overall photo for Model 2.5 is not taken per the latest changes. However, the respective board with change is shown on 9I & 9J

Exhibit 9N

Expansion board with chassis and housing of APX8000H Model 2.5 BLK/BRN (Back side)

*This overall photo for Model 2.5 is not taken per the latest changes. However, the respective board with change is shown on 9E & 9F.

Exhibit 9O

RF and Vocon boards with chassis and housing of APX8000H Model 3.5 BLK/BRN (Front side)

Exhibit 9P

Expansion board with chassis and housing of APX8000H Model 3.5 BLK/BRN (Back side)

Exhibit 9Q

RF and Vocon boards with chassis and housing of APX8000HXE Model 1.5 (Front side)

Exhibit 9R

Expansion board with chassis and housing of APX8000HXE Model 1.5 (Back side)

Exhibit 9S

RF and Vocon boards with chassis and housing of APX8000HXE Model 2.5 (Front side)

*This overall photo for Model 2.5 is not taken per the latest changes. However, the respective board with change is shown on 9I & 9J

Exhibit 9T

Expansion board with chassis and housing of APX8000HXE Model 2.5 (Back side)

*This overall photo for Model 2.5 is not taken per the latest changes. However, the respective board with change is shown on 9E & 9F.

Exhibit 9U

RF and Vocon boards with chassis and housing of APX8000HXE Model 3.5 (Front side)

Exhibit 9V

Expansion board with chassis and housing of APX8000HXE Model 3.5 (Back side)

Exhibit 9W

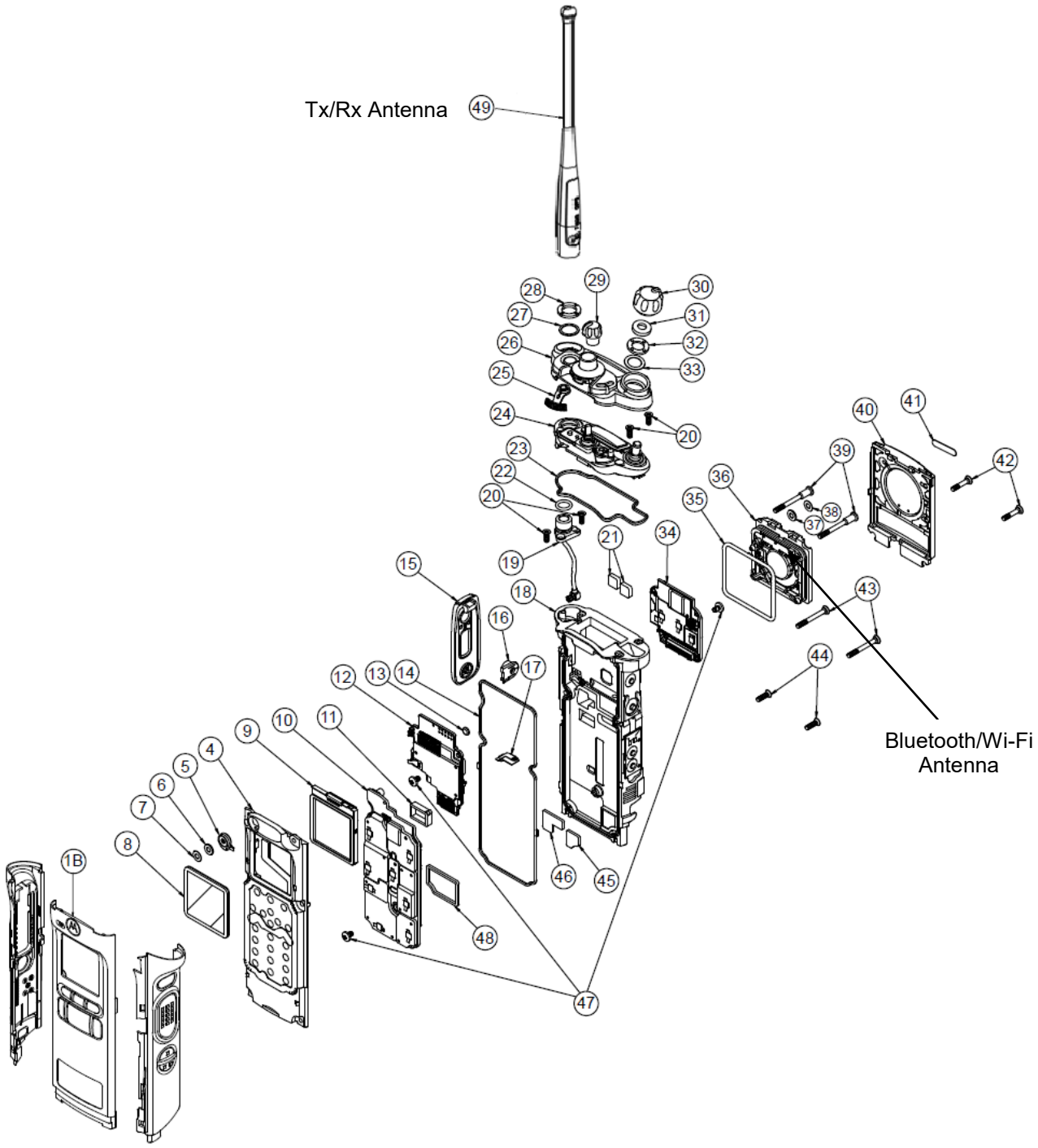

Exploded view of APX8000H Model 2.5 BLK/BRN

Exhibit 9X

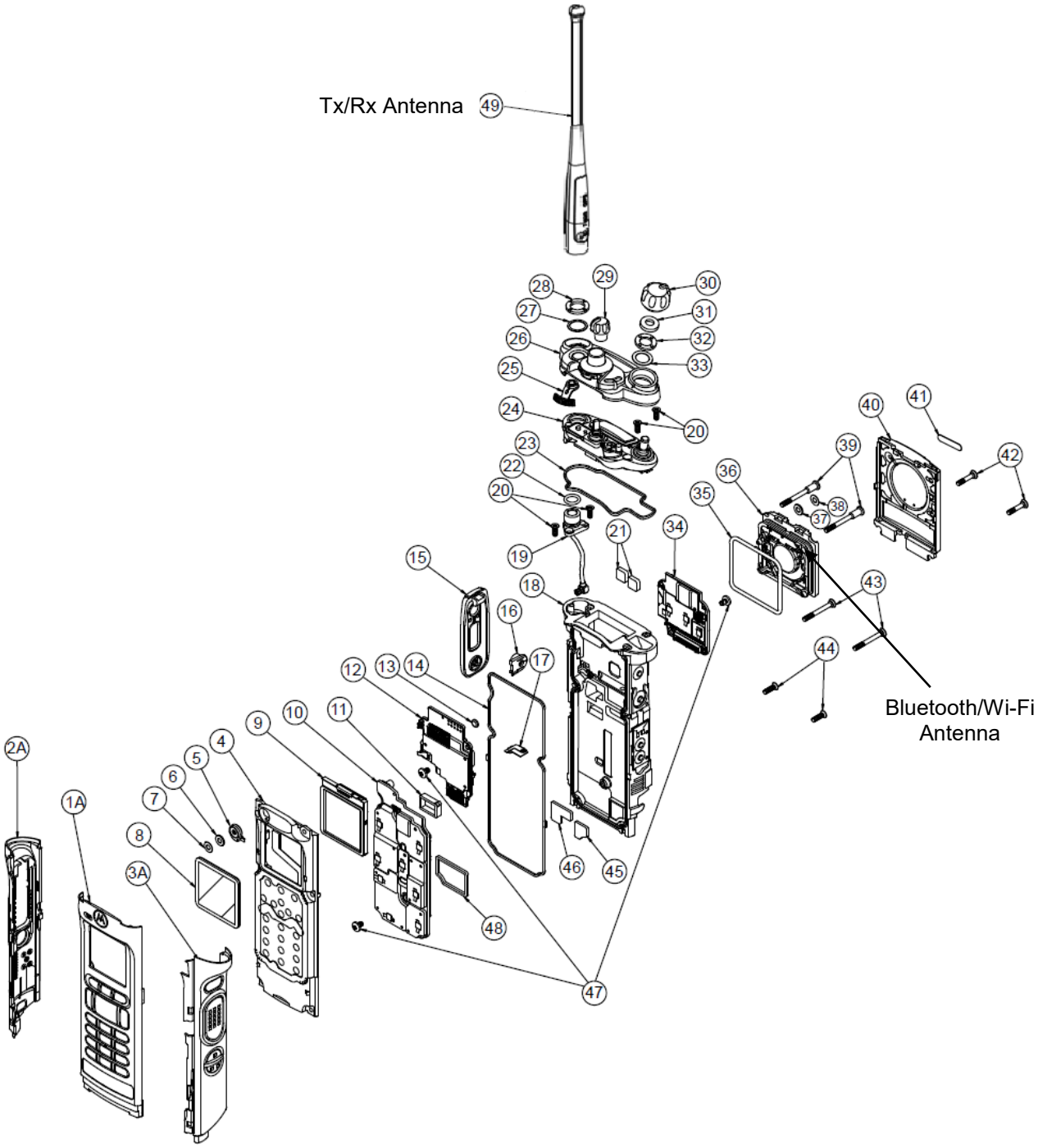

Exploded view of APX8000H Model 3.5 BLK/BRN

Exhibit 9Y

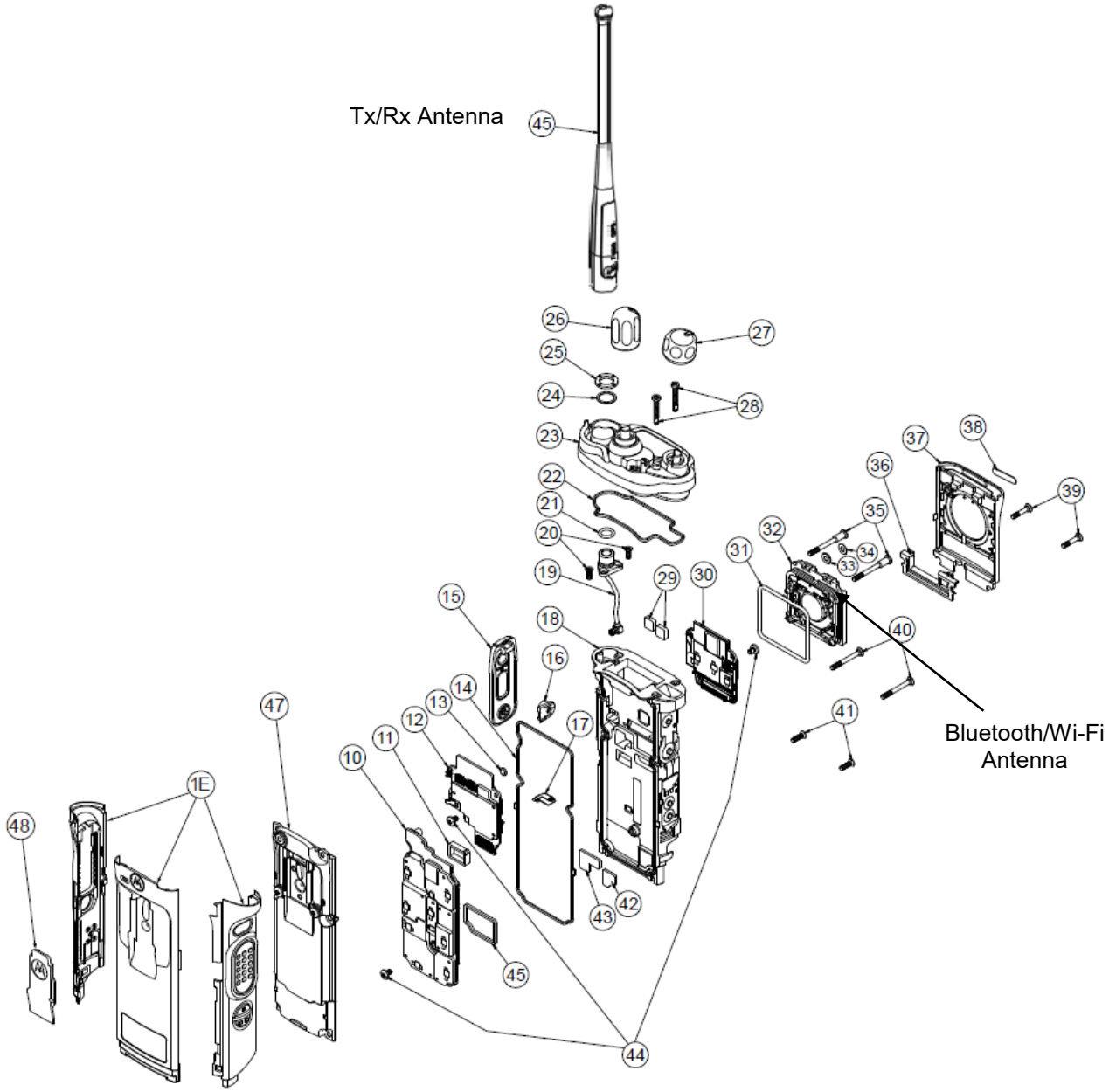

Exploded view of APX8000HXE Model 1.5 GRN

Exhibit 9Z

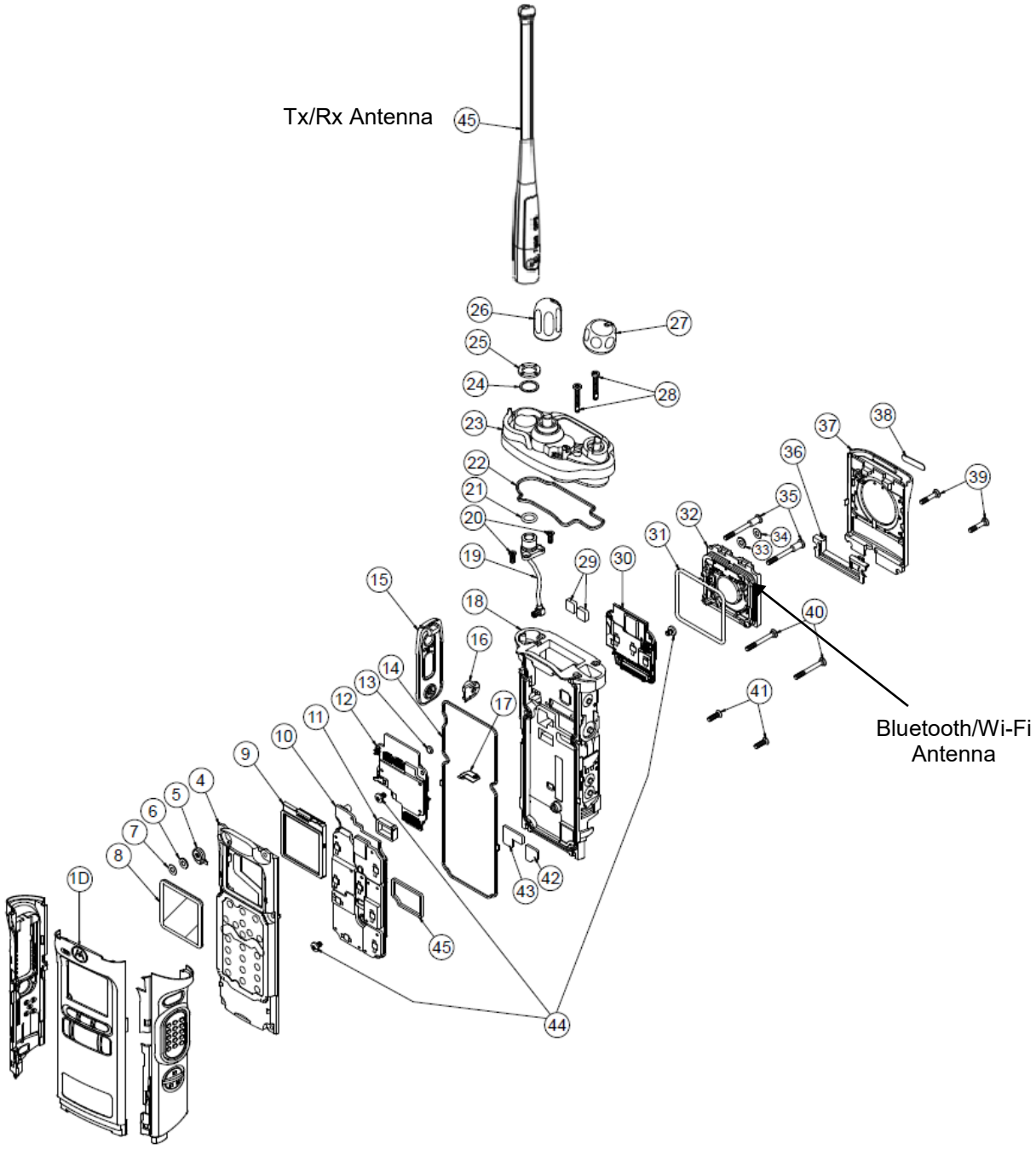

Exploded view of APX8000HXE Model 2.5 GRN

Exhibit 9AA

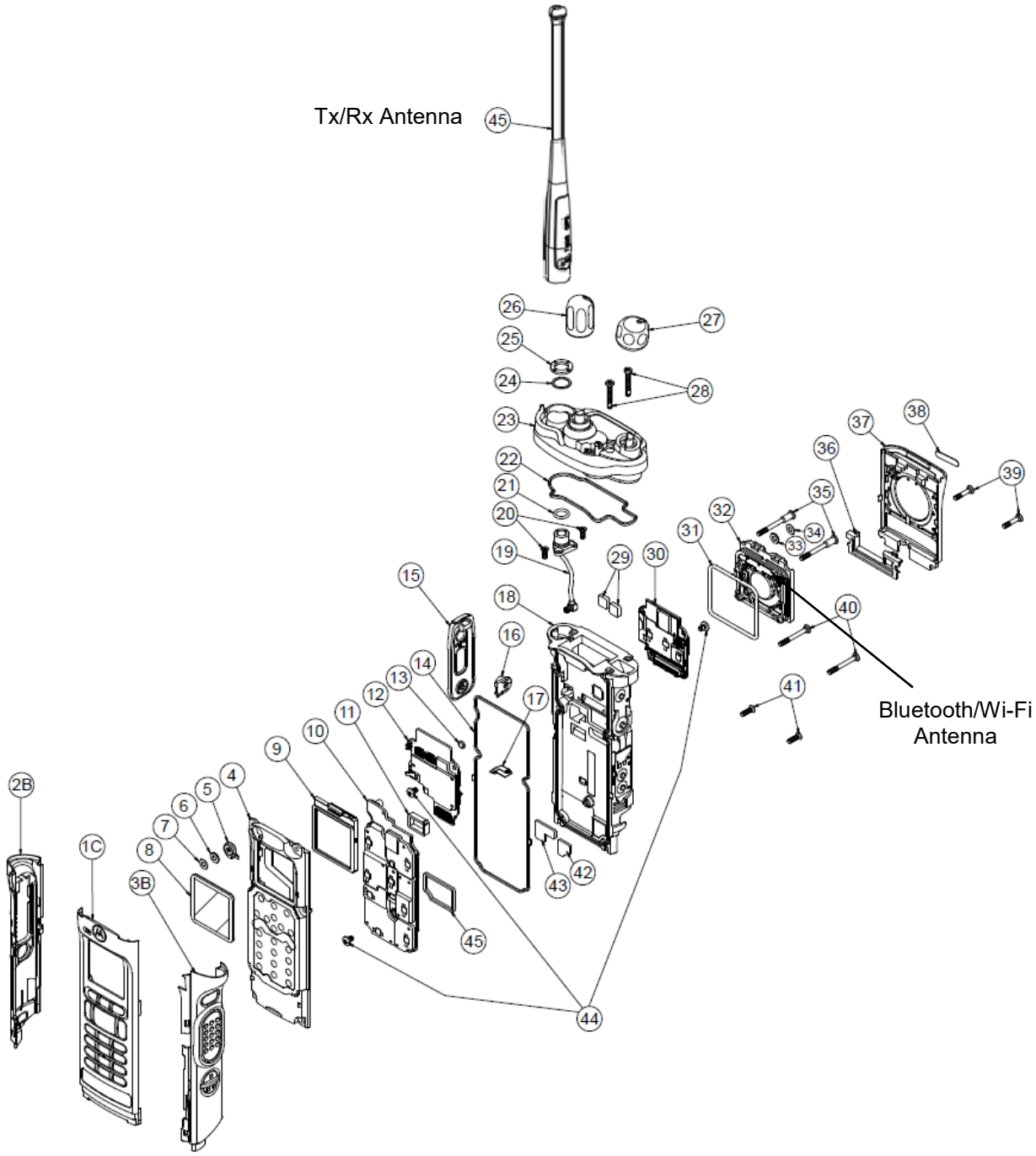

-

Exploded view of APX8000HXE Model 3.5 GRN