EXHIBIT 9

Internal Photographs

(Pursuant to FCC Part 2.1033(b)(7), 2.1033(c)(12) and RSP 100 Sec 8.3)

The following photographs are attached.		Exhibit
1.	Main board with & without Shields (Top)	9A
2.	Main board with & without Shields (Bottom)	9B
3.	AP board with & without Shields (Top)	9C
4.	AP board with & without Shields (Bottom)	9D
5.	IPCB board (Top)	9E
6.	IPCB board with & without Shields (Bottom)	9F
7.	RF board with Chassis and Housing (Front)	9G
8.	RF board with Chassis and Housing (Back)	9H
9.	Exploded View of Radio	9I



Exhibit 9A
Main board <u>with</u> & <u>without</u> Shields (Top)

Exhibit 9B
Main board <u>with</u> & <u>without</u> Shields (Bottom)



Exhibit 9C
AP board <u>with</u> & <u>without</u> Shields (Top)





Exhibit 9D
AP board <u>with</u> & <u>without</u> Shields (Bottom)



Exhibit 9E
IPCB board (Top)



Exhibit 9F
IPCB board <u>with</u> & <u>without</u> Shields (Bottom)

Exhibit 9G
RF board <u>with</u> Chassis and Housing (Front)

Exhibit 9H
RF board <u>with</u> Chassis and Housing (Back)

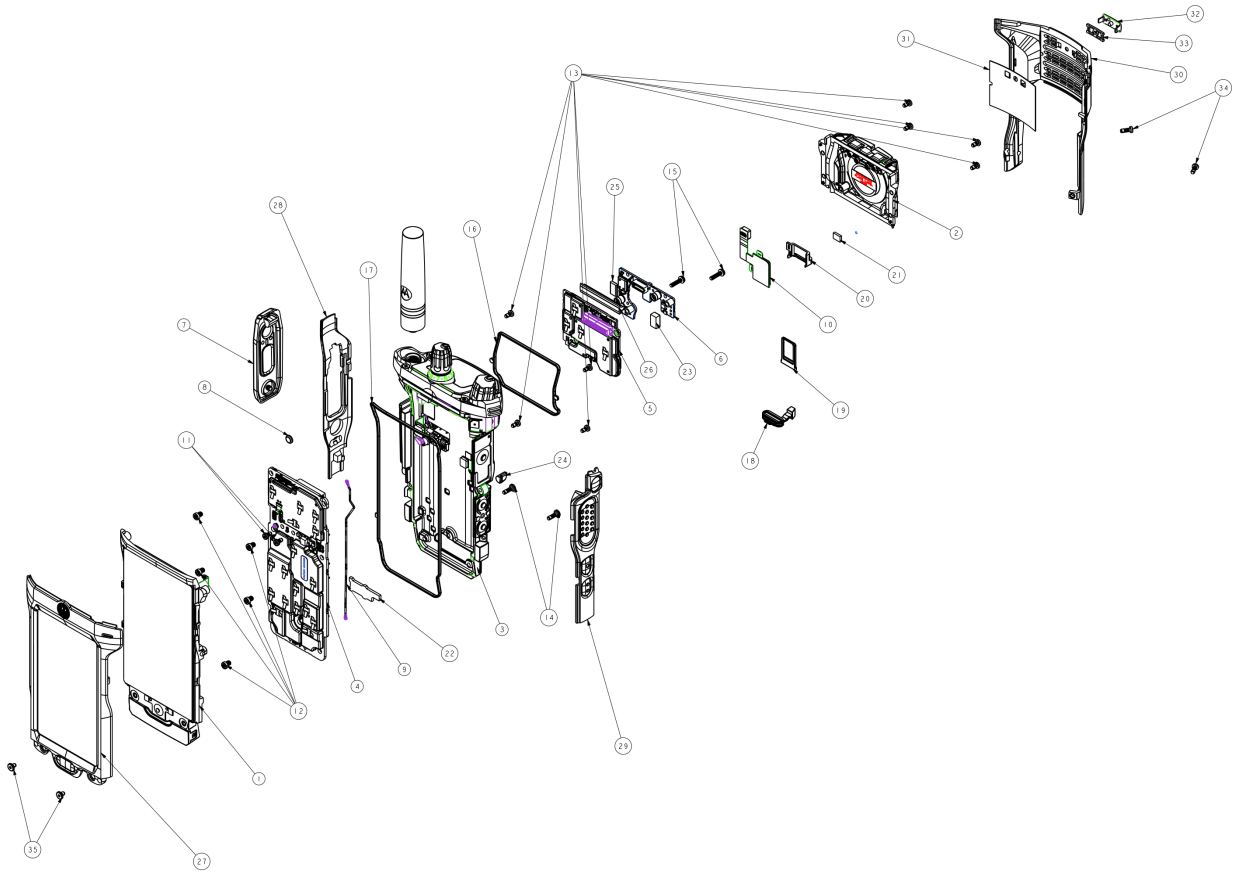

Exhibit 9I
Exploded View of Radio