MOTOROLA SOLUTIONS

CERTIFICATE 2518.08

MS ISO/IEC 17025
TESTING
SAMM NO. 0825

MOTOROLA PENANG ADV. COMM. LABORATORY

Motorola Solutions Malaysia Sdn. Bhd.
Plot 2A Medan Bayan Lepas,
Mukim 12, S.W.D. 11900 Bayan Lepas,
Penang, Malaysia.

FCC / ISED TEST REPORT

Report Revision : Rev.B

Date/s Tested	:	12-Nov-2021 - 19-Nov-2021
Report Issue Date	:	02-Dec-2021
Manufacturer/Location	:	Motorola Solutions Malaysia Sdn Bhd Plot 2A, Medan Bayan Lepas, Mukim 12 SWD, 11900 Bayan Lepas, Penang, Malaysia
Requestor	:	SOH LEY KOON
Product Type	:	Hand-held
Product Version (PMN)	:	XPR 7550e
Model Number (HVIN)	:	AAH56RDN9RA1AN (IC MODEL: PMUE3675DBCNAA)
Frequency Band	:	2.402 - 2.480 GHz
Max RF Output Power	:	9 mWatts
Applicant Name	:	Motorola Solutions Inc
Applicant Address	:	8000 West Sunrise Boulevard, Fort Lauderdale, Florida 33322
FCC Registrations	:	461337
ISED Registrations	:	MY0001
Firmware Version (FVIN)	:	D02.21.06.0036

The equipment was tested accordance to the requirement listed below:

(2.4GHz BT LE) **47 CFR Part 15C** **ISED RSS 247 Issue 2**	**PASS**

This report shall not be reproduced without written approval from an officially designated representative of the Motorola Penang Adv. Comm. Laboratory. The results and statements contained in this report pertain only to the device(s) evaluated.

Prepared By:

GAN BOON TEONG
Test Personnel

Approved Signatory:

VINCENT FOONG CHUEN KIT
Responsible Engineer

Table of Contents

1.0 General Information 3
2.0 Summary of Test Results 4
3.0. Measurement Uncertainty 4
4.0 Equipment List 5
5.0 Test Mode Applicability and Test Channel Detail 6
6.0 Transmitter Test Parameters 7
6.1 6dB Channel Bandwidth 7
6.1.1 Test Setup 7
6.1.2 Test Limits: 7
6.1.3 Test Data: 7
6.2 Maximum Peak Conducted RF Output Power 11
6.2.1 Test Setup 11
6.2.2 Test Limits: 11
6.2.3 Test Data: 11
6.3 Maximum Peak Power Spectral Density 14
6.3.1 Test Setup 14
6.3.2 Test Limits: 14
6.3.3 Test Result 15
6.4 Conducted Spurious Emission 17
6.4.1 Test Setup 17
6.4.2 Test Limits: 17
6.4.3 Test Result 17
6.5 Band edge Conducted Spurious Emission 27
6.5.1 Test Setup 27
6.5.2 Test Limits: 27
6.5.3 Test Result 27
6.6 Radiated Emission within Restricted Bands 30
6.6.1 Test Setup 30
6.6.2 Test Limits: 31
6.6.3 Test Results: 32
6.7 AC Powerline Conducted Emission 68
6.7.1 Test Setup 68
6.7.2 Test Limits: 68
6.7.3 Test Result 69

REVISION HISTORY

Revision History	Description	Date	Originator
Rev. A	Initial Report	**01-Dec-2021**	**Gan Boon Teong**
Rev. B	Power updated	**16-Dec-2021**	**Vincent Foong**

1.0 General Information

EUT Description:

Technologies	2.4GHz BT LE
TX Frequency range	2402MHz – 2480MHz
Modulation Type	GFSK
Connector type	PROGRAMMING, TEST & ALIGNMENT CABLE
Antenna type	IFA BLUETOOTH/WIFI ANTENNA

The EUT contains following accessory devices and data cable:

Item	Brand	Model or P/N
BELIZE TIA4950 IMPRES HIGH CAP LI ION BATTERY 2850M2900T	MOTOROLA	PMNN4489B
PROGRAMMING, TEST AND ALIGNMENT CABLE	MOTOROLA	PMKN4013C
UHF SLIM WHIP ANTENNA	MOTOROLA	PMAE4079A

Channel number and frequency information:

40 channels are provided to this EUT:

Channel	Freq. (MHz)	Channel	Freq. (MHz)	Channel	Freq. (MHz)	Channel	Freq. (MHz)
0	2402	10	2422	20	2442	30	2462
1	2404	11	2424	21	2444	31	2464
2	2406	12	2426	22	2446	32	2466
3	2408	13	2428	23	2448	33	2468
4	2410	14	2430	24	2450	34	2470
5	2412	15	2432	25	2452	35	2472
6	2414	16	2434	26	2454	36	2474
7	2416	17	2436	27	2456	37	2476
8	2418	18	2438	28	2458	38	2478
9	2420	19	2440	29	2460	39	2480

General Description of Applied Standards

The EUT is a RF Product. According to the specifications of the manufacturer, the EUT is to comply with the requirements of the following standards:

FCC 47 CFR Part 15 Subpart C
KDB 558074 D01 15.247 Meas Guidance v05
ANSI C63.10-2013

Deviation from standard

Not applicable as no deviation from standard test method

Modifications to EUT

For RF conducted measurements a pigtail was soldered out of the board while for radiated measurements there were no modifications to the device

Test configuration of EUT
All relevant configurations involving radio models and accessories (including chargers, batteries, antennas) were assessed. Only worst case configurations will be included in this report.

2.0 Summary of Test Results

FCC Clause	ISED Clause	Test Item	Result	Remark	Serial number tested	Tested by
15.247 (a)(2)	RSS 247 5.2 (a)	DTS & 99% Channel Bandwidth	Pass	Highest 99% OCB: BT 4.0 - 1.050 MHz (1M05F1D) BT 5.0 – 2.069 MHz (2M07F1D)	871TXVC358	Gan
15.247 (b)(3)	RSS 247 5.4 (d)	Conducted RF Output Power (Peak)	Pass	Highest output power: BT 4.0 – 8.328 dBm (6.80 mW) BT 5.0 – 8.447 dBm (6.99 mW)	871TXVC358	Gan
15.247(e)	RSS 247 5.2 (b)	Maximum Peak Power Spectral Density	Pass	Meet the limit requirement.	871TXVC358	Gan
15.247 (d)	RSS-247 5.5	Band-Edge Conducted Spurious Emission	Pass	Worst case emission: -24.38 dBm	871TXVC358	Gan
15.247 (b)	RSS-247 5.5	Conducted Spurious Emission	Pass	Worst case emission: -40.52 dBm	871TXVC358	Gan
15.205, 15.209, 15.247 (d)	RSS247 5.5	Radiated Emission within Restricted Bands	Pass	Worst case emission: 51.9427dBuV/m (margin: 2.0573dB, noise floor)	871TXVC351	Aiman&Amaluddin
15.207	RSS-Gen 8.8	AC Power Line Conducted Spurious Emission	NA	Testing is not required, radio shall turn off during charging mode	NA	NA
15.203	-	Antenna Requirement	NA	Internal antenna is not accessible to the end-user	NA	NA

-

3.0. Measurement Uncertainty

Measurement	Frequency	Expended Uncertainty (k=1.96) (±)
AC Power Line Conducted Spurious Emission	150kHz ~ 30MHz	3.48 dB
Radiated Emissions up to 1 GHz (Field Strength)	30MHz ~ 1000MHz	5.88 dB
Radiated Emissions above 1 GHz (Field Strength)	1GHz ~ 18GHz	5.84 dB
	18GHz ~ 40GHz	6.02 dB
Conducted Spurious Emissions	9kHz ~ 12.75GHz	2.82 dB

4.0 Equipment List

Bluetooth ATE # 1 (SW Version: Ate Main_3.1.11)

Description	Model	Serial Number	Calibration Date	Calibration Due Date
POWER SUPPLY	6652A	3640A02941	22-Jan-21	22-Jan-22
SPECTRUM ANALYZER	E4440A	US45303111	14-Jul-21	14-Jul-22
CHAMBER	SH-641	92003820	14-Jul-21	14-Jul-22
N to N RF Cable # 1	SF126/11N/11N	NA	NA	NA

Radiated Emission Station (SW Version: EMC FCC RE v1.6.2)

Description	Model	Serial Number	Calibration Date	Calibration Due Date
DRG HORN FREQ.	SAS-571	720	06-Apr-21	06-Apr-23
DRG HORN FREQ.	SAS-571	719	13-Sep-21	13-Sep-22
POWER SUPPLY	N7976A	MY53410110	24-May-21	24-May-22
SIGNAL GENERATOR	SMB 100A	182511	4-Jun-21	4-Jun-24
EMI TEST RECEIVER	ESW44	101750	15-Jan-21	15-Jan-22
EMI TEST RECEIVER	ESIB26	827769/009	11-Mar-21	11-Mar-22
5m SEMI-ANECHOIC CHAMBER	S800-HX	J2308	Not Required	Not Required
BILOG ANTENNA	CBL6112D	55546	06-Jun-21	06-Jun-22
BILOG ANTENNA	CBL6112B	2964	4-May-21	4-May-22
HYGRO-THERMOMETER	SDL500	A.016800	18-May-21	18-May-22
SYSTEM CONTROLLER	SC104V	050806-1	Not Required	Not Required
TURNTABLE FLUSH MOUNT 2M	FM2011	NA	Not Required	Not Required
ANTENNA POSITIONING TOWER	TLT2	NA	Not Required	Not Required
BROAD-BAND HORN ANTENNA	BBHA9170	BBHA9170255	4-Feb-21	4-Feb-22
PREAMPLIFIER 18-40GHz	BBV9721	9721-007	Not Required	Not Required
PREAMPLIFIER	PAM-0118P	361	11-Sep-20	11-Sep-23
LOOP ANTENNA	6502	00203479	5-Feb-21	5-Feb-22
DRG HORN FREQ.	SAS-571	720	06-Apr-21	06-Apr-23

5.0 Test Mode Applicability and Test Channel Detail

Radiated Emission Test (Above 1GHz)

☒Pre-Scan has been conducted to determine the worst-case mode from all possible combinations between available modulations, data rates and antenna ports (if EUT with antenna diversity architecture).
☒Following channel(s) was (were) selected for the final test as listed below.

EUT Configure Mode	Available Channel	Tested Channel	Modulation Type	Environmental Conditions
Test Mode	0 to 39	0,19,39	GFSK	23.3°C, 70.6%RH

Radiated Emission Test (Below 1GHz)

☒Pre-Scan has been conducted to determine the worst-case mode from all possible combinations between available modulations, data rates and antenna ports (if EUT with antenna diversity architecture).
☒Following channel(s) was (were) selected for the final test as listed below.

EUT Configure Mode	Available Channel	Tested Channel	Modulation Type	Environmental Conditions
Test Mode	0 to 39	0,19,39	GFSK	23.3°C, 70.6%RH

Power Line Conducted Emission Test

☐Pre-Scan has been conducted to determine the worst-case mode from all possible combinations between available modulations, data rates and antenna ports (if EUT with antenna diversity architecture).
☐Following channel(s) was (were) selected for the final test as listed below.

EUT Configure Mode	Available Channel	Tested Channel	Modulation Type	Environmental Conditions
Application Mode	0 to 39	AUTO	AUTO	NA

Antenna Port Conducted Measurement:

☒This item includes all test value of each mode, but only includes spectrum plot of worst value of each mode.
☒Pre-Scan has been conducted to determine the worst-case mode from all possible combinations between available modulations, data rates and antenna ports (if EUT with antenna diversity architecture).
☒Following channel(s) was (were) selected for the final test as listed below.

EUT Configure Mode	Available Channel	Tested Channel	Modulation Type	Environmental Conditions
Test Mode	0 to 39	0,19,39	GFSK	25°C, 57.0%RH

6.0 Transmitter Test Parameters

6.1 6dB Channel Bandwidth

6.1.1 Test Setup

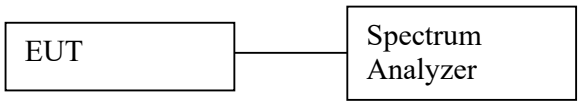

1) Check and ensure the spectrum analyzer well calibrate.
2) Turn on the DUT and set DUT to transmit maximum power.
3) Connect DUT's antenna terminal to spectrum analyzer with a low loss cable.
4) Setting of Spectrum analyzer :
   a. RBW = 100 kHz
   b. VBW = 300 kHz
   c. Detector mode = Peak
   d. Trace = Max hold
   e. Sweep = auto
5) Measure the freq different of two frequencies that were attenuated 6dB from peak of the emission & record the frequency difference as the emission bandwidth.

6.1.2 Test Limits:

Normal Condition (25 º C)
≥500 kHz

6.1.3 Test Data:

BTLE 1M

Test Conditions		Test Frequency	Results		
Standard	Modulation Type	Tx (MHz)	6dB Bandwidth (MHz)	99% Bandwidth (MHz)	Status
Bluetooth L.E	GFSK	2402	0.715	1.045	Pass
Bluetooth L.E	GFSK	2440	0.710	1.050	Pass
Bluetooth L.E	GFSK	2480	0.706	1.047	Pass

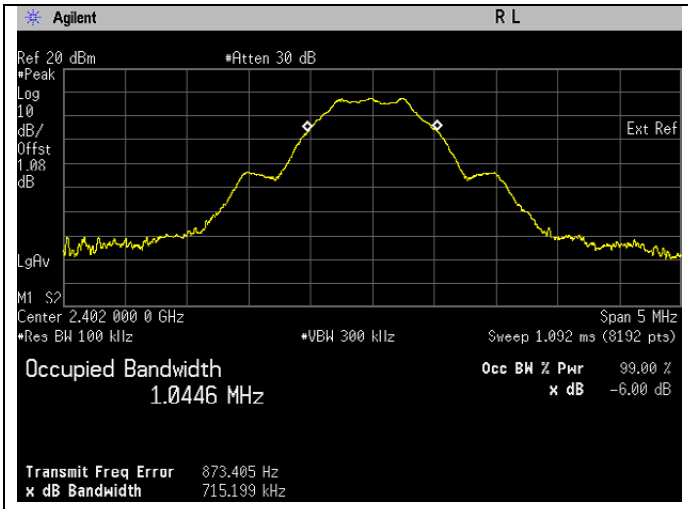

6dB Bandwidth. Bluetooth LE Frequency 2402 MHz

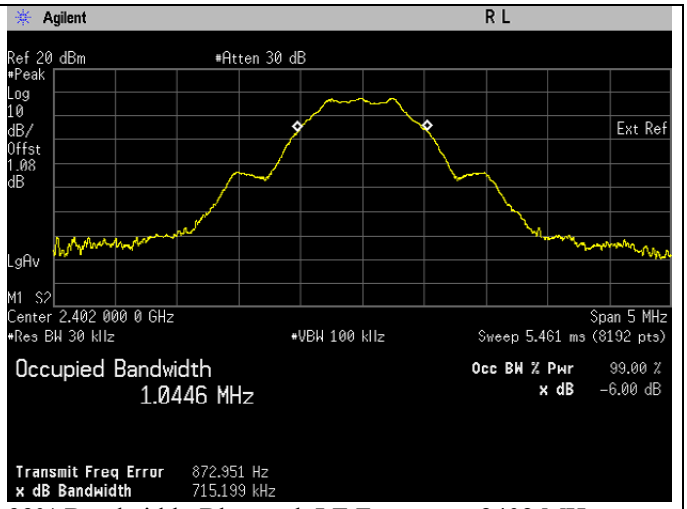

99% Bandwidth. Bluetooth LE Frequency 2402 MHz

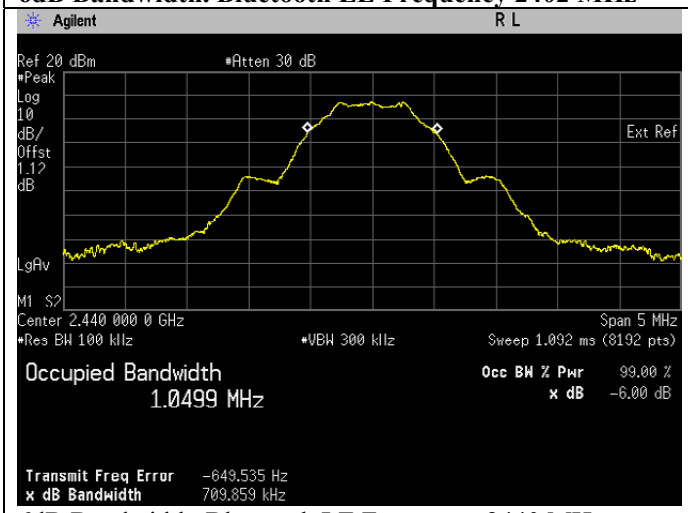

6dB Bandwidth. Bluetooth LE Frequency 2440 MHz

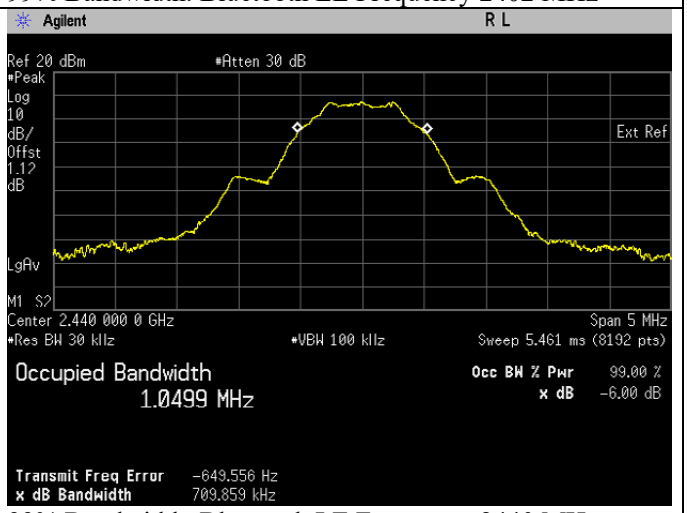

99% Bandwidth. Bluetooth LE Frequency 2440 MHz

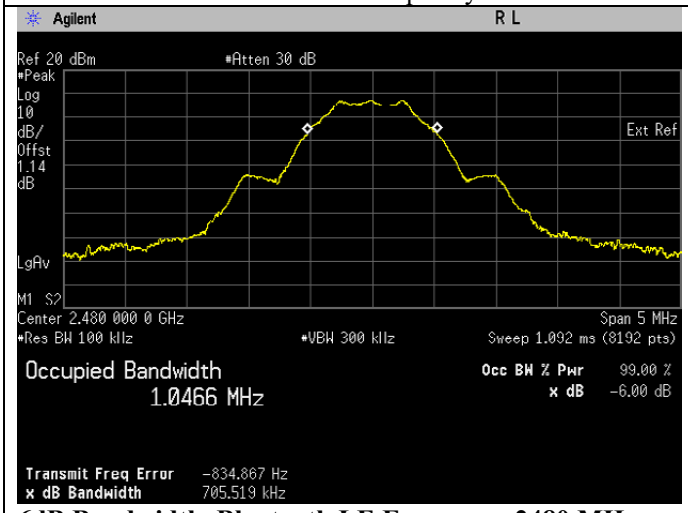

6dB Bandwidth. Bluetooth LE Frequency 2480 MHz

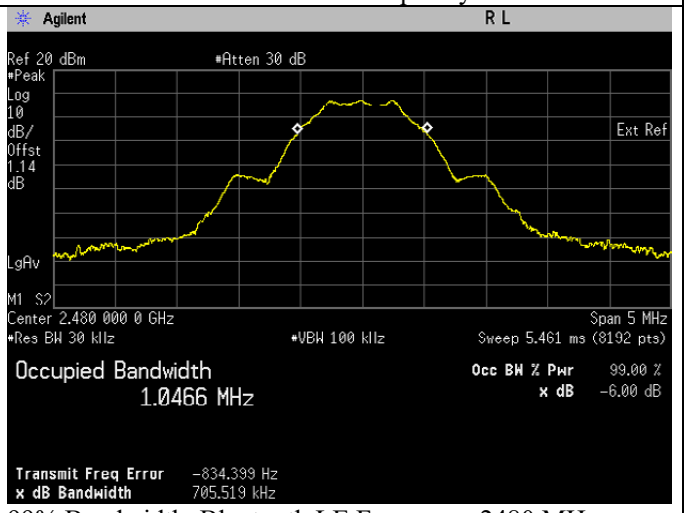

99% Bandwidth. Bluetooth LE Frequency 2480 MHz

BTLE 2M

Test Conditions		Test Frequency	Results		
Standard	Modulation Type	Tx (MHz)	6dB Bandwidth (MHz)	99% Bandwidth (MHz)	Status
Bluetooth L.E	GFSK	2402	1.168	2.069	Pass
Bluetooth L.E	GFSK	2440	1.161	2.053	Pass
Bluetooth L.E	GFSK	2480	1.158	2.062	Pass

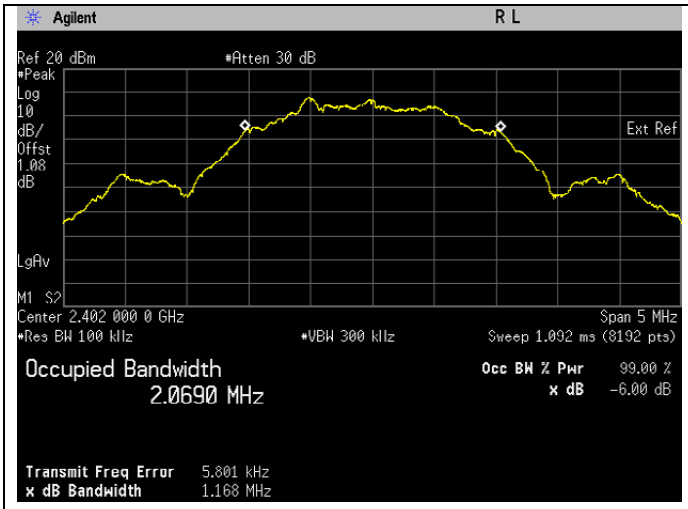

6dB Bandwidth. Bluetooth LE Frequency 2402 MHz

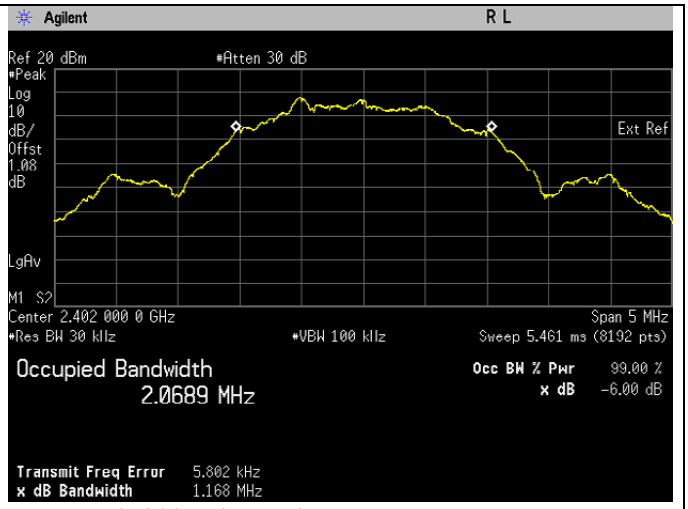

99% Bandwidth. Bluetooth LE Frequency 2402 MHz

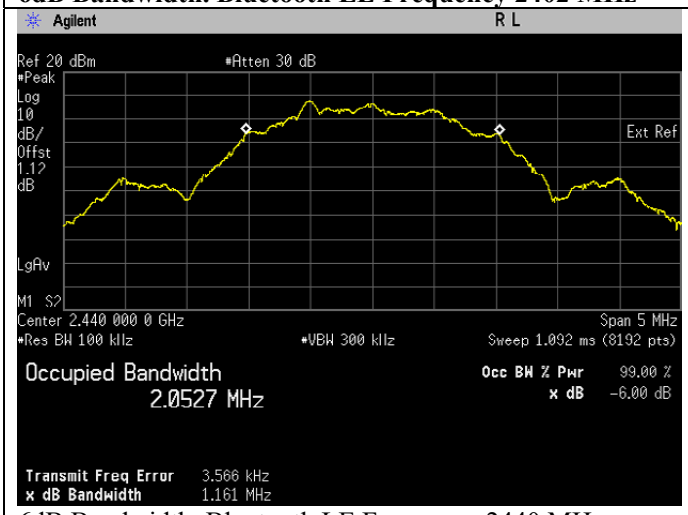

6dB Bandwidth. Bluetooth LE Frequency 2440 MHz

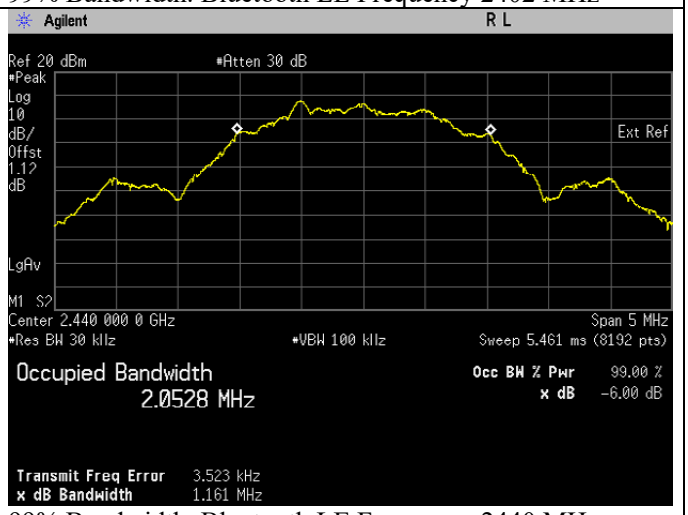

99% Bandwidth. Bluetooth LE Frequency 2440 MHz

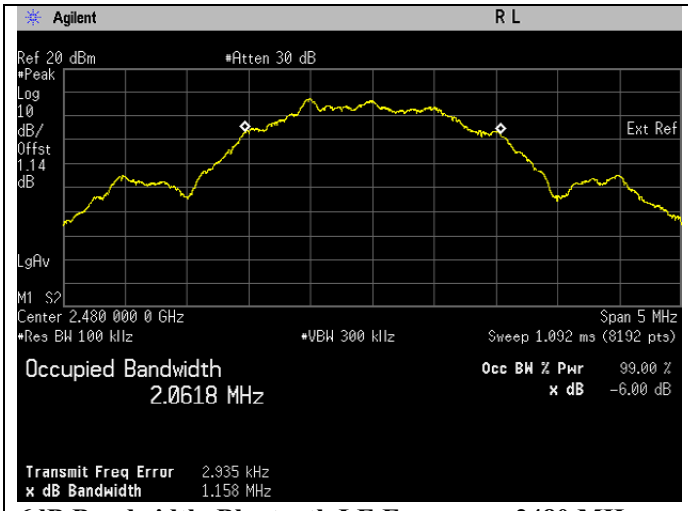

6dB Bandwidth. Bluetooth LE Frequency 2480 MHz

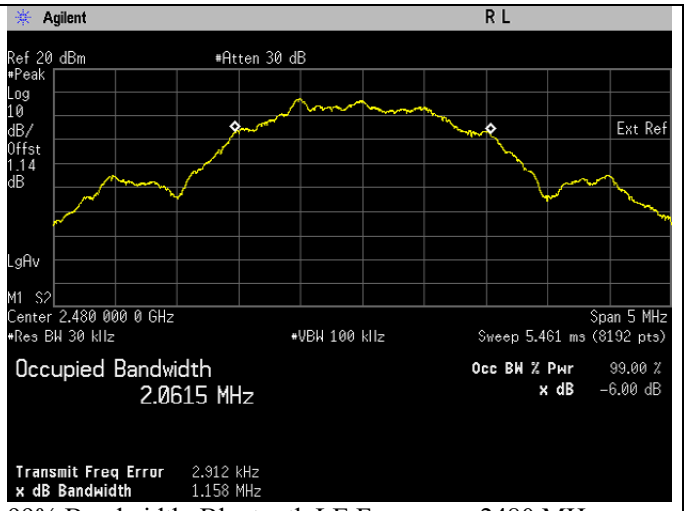

99% Bandwidth. Bluetooth LE Frequency 2480 MHz

Conducted RF Output Power

6.1.4 Test Setup

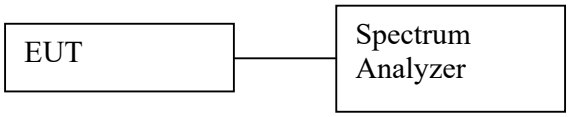

1) Check and ensure the spectrum analyzer well calibrate.
2) Turn on the DUT and set DUT to transmit maximum power.
3) Measure the duty cycle of transmitter output signal.
4) Setting of Spectrum analyzer :
   a. Set the RBW ≥ OBW
   b. Set the VBW ≥ [3 × RBW].
   c. Set the span ≥ [1.5 × OBW bandwidth].
   d. Detector = Peak
   e. Sweep time = auto couple.
   f. Trace mode = max hold.
   g. Allow trace to fully stabilize.

6.1.5 Test Limits:

Normal Condition (25 º C)
≤1 Watt(30 dBm)

6.1.6 Test Data:

BTLE 1M

Test Conditions			Test Frequency	Results
Standard	Modulation Type	Tx (MHz)	Output Power (dBm)	Status
Bluetooth L.E	GFSK	2402	8.328	Pass
Bluetooth L.E	GFSK	2440	8.113	Pass
Bluetooth L.E	GFSK	2480	7.897	Pass

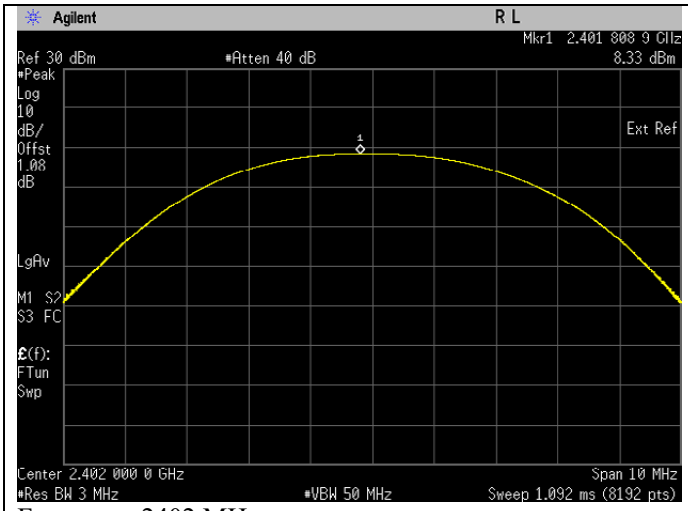

Frequency 2402 MHz

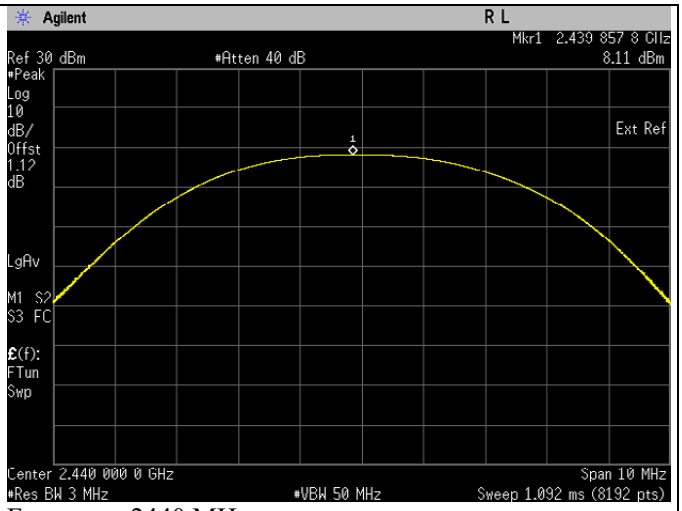

Frequency 2440 MHz

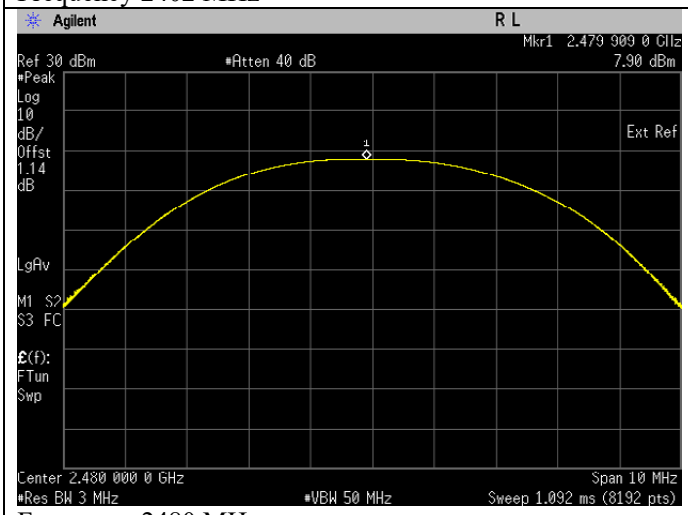

Frequency 2480 MHz

BTLE 2M

Test Conditions			Test Frequency	Results
Standard	Modulation Type	Tx (MHz)	Output Power (dBm)	Status
Bluetooth L.E	GFSK	2402	8.447	Pass
Bluetooth L.E	GFSK	2440	8.201	Pass
Bluetooth L.E	GFSK	2480	7.985	Pass

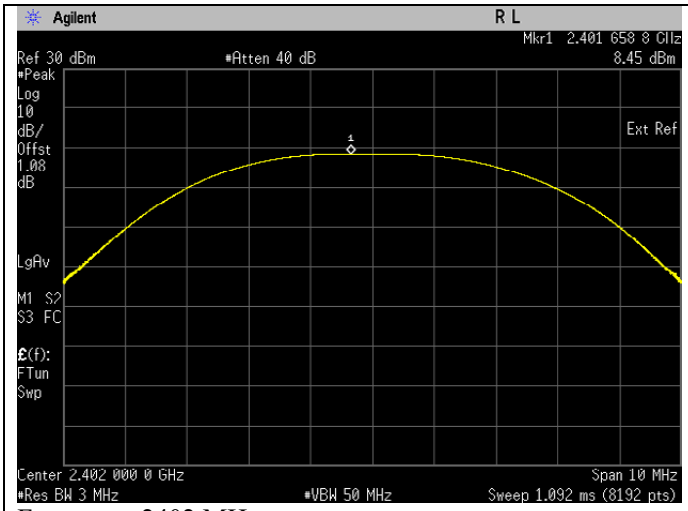

Frequency 2402 MHz

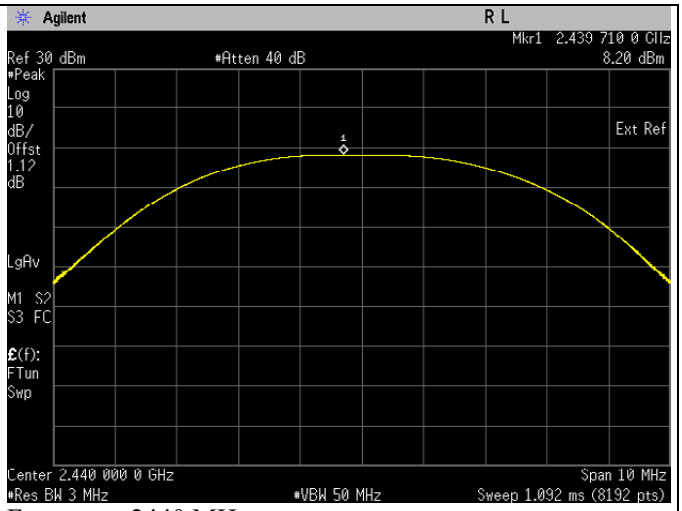

Frequency 2440 MHz

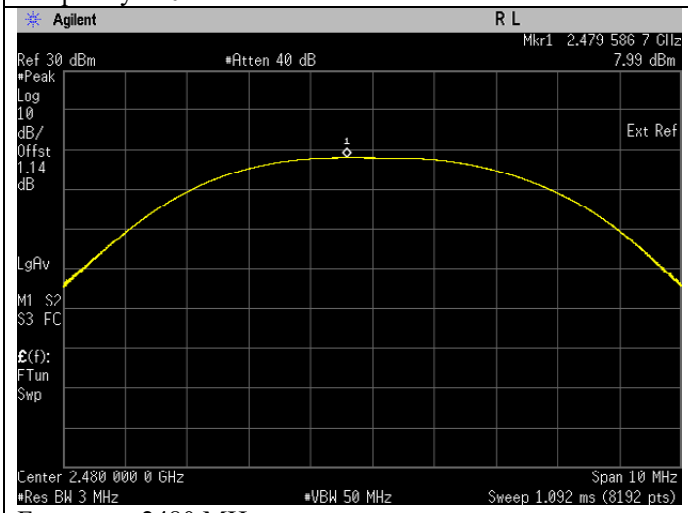

Frequency 2480 MHz

6.2 Maximum Peak Power Spectral Density

6.2.1 Test Setup

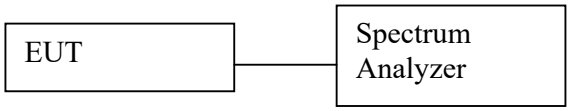

Maximum Peak

1) Check and ensure the spectrum analyzer well calibrate.
2) Turn on the DUT and set DUT to transmit maximum power.
3) Connect DUT's antenna terminal to spectrum analyzer with a low loss cable.
4) Setting of Spectrum analyzer :
   a. Set analyzer center frequency to DTS channel center frequency.
   b. Set the span to 1.5 times the DTS bandwidth.
   c. Set the RBW to 3 kHz.
   d. Set the VBW ≥ [3 × RBW].
   e. Detector = peak.
   f. Sweep time = auto couple.
   g. Trace mode = max hold.
   h. Allow trace to fully stabilize.
   i. Use the peak marker function to determine the maximum amplitude level within the RBW.
   j. If measured value exceeds requirement, then reduce RBW (but no less than 3 kHz) and repeat.

6.2.2 Test Limits:

Normal Condition (25 º C)
≤ 8 dBm/3kHz

6.2.3 Test Result

BTLE 1M

Test Conditions		Test Frequency	Results	
Standard	Modulation Type	Tx (MHz)	Power (dBm/3kHz)	Status
Bluetooth L.E.	GFSK	2402	-6.66	Pass
Bluetooth L.E.	GFSK	2440	-6.91	Pass
Bluetooth L.E.	GFSK	2480	-7.32	Pass

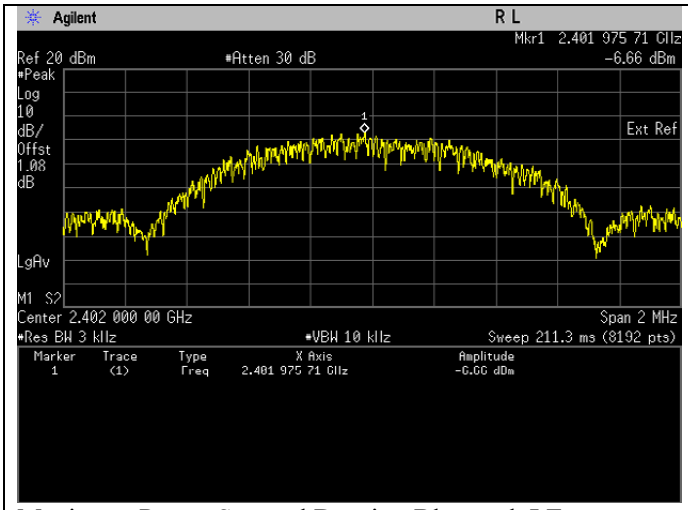

Maximum Power Spectral Density. Bluetooth LE Frequency 2402 MHz

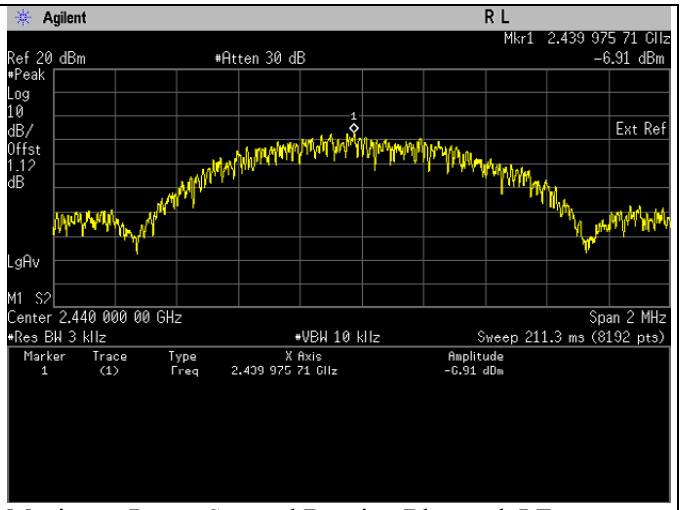

Maximum Power Spectral Density. Bluetooth LE Frequency 2440 MHz

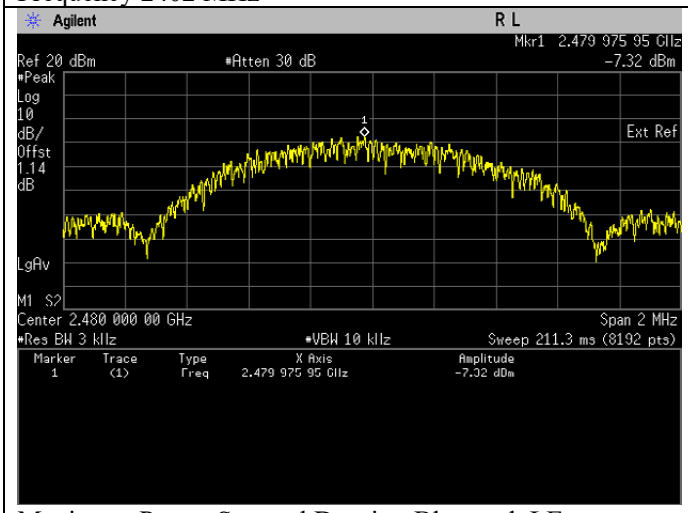

Maximum Power Spectral Density. Bluetooth LE Frequency 2480 MHz

BTLE 2M

Test Conditions		Test Frequency	Results	
Standard	Modulation Type	Tx (MHz)	Power (dBm/3kHz)	Status
Bluetooth L.E.	GFSK	2402	-10.09	Pass
Bluetooth L.E.	GFSK	2440	-10.33	Pass
Bluetooth L.E.	GFSK	2480	-10.51	Pass

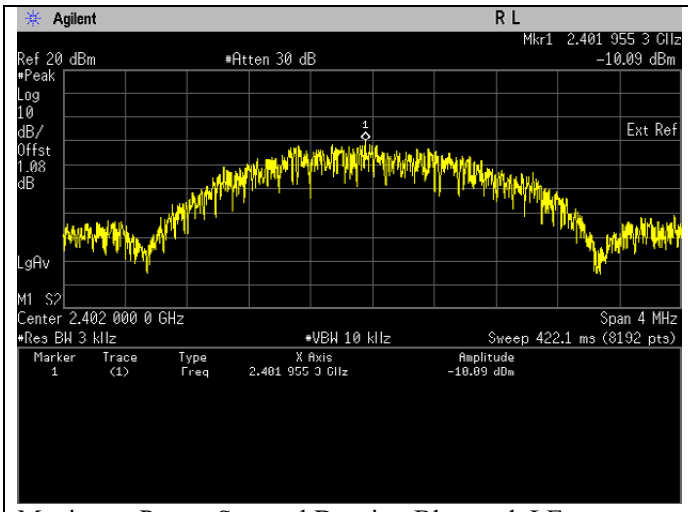

Maximum Power Spectral Density. Bluetooth LE Frequency 2402 MHz

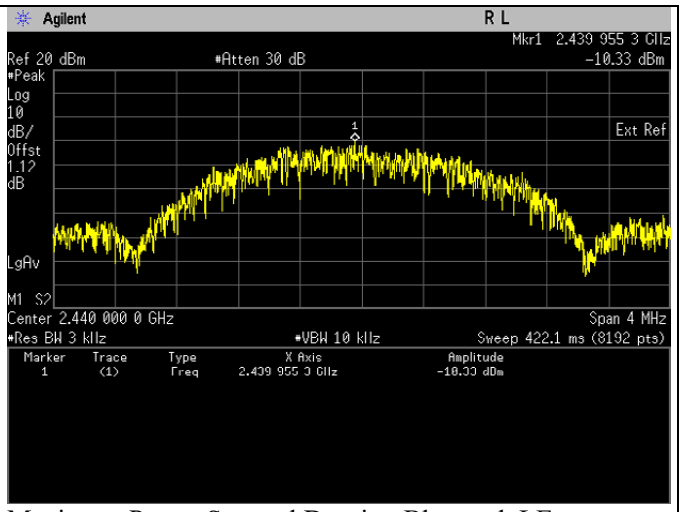

Maximum Power Spectral Density. Bluetooth LE Frequency 2440 MHz

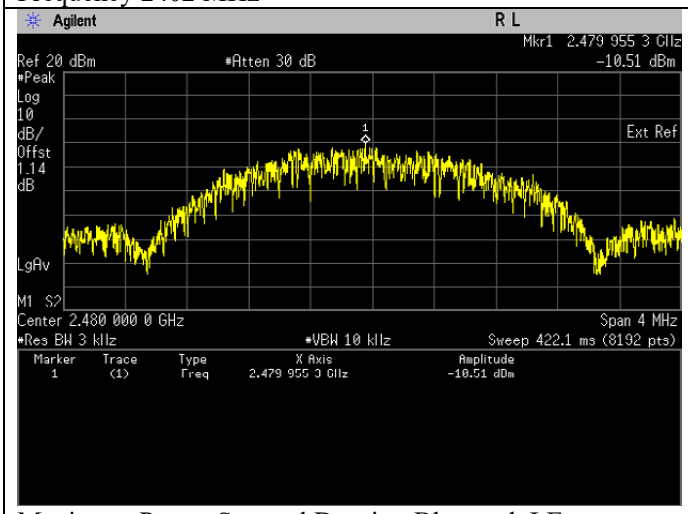

Maximum Power Spectral Density. Bluetooth LE Frequency 2480 MHz

6.3 Conducted Spurious Emission

6.3.1 Test Setup

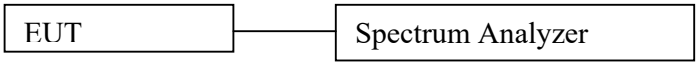

1) Check and ensure the spectrum analyzer well calibrate.
2) Turn on the DUT and set DUT to transmit maximum power.
3) Connect DUT's antenna terminal to spectrum analyzer with a low loss cable.
4) Setting of Spectrum analyzer :
   a. RBW = 100 kHz
   b. VBW = 300 kHz
   c. Detector mode = Peak
   d. Trace = Max Hold
   e. Sweep = auto
5) Use the peak marker function to measure highest emission and scan up to 10th harmonic.

6.3.2 Test Limits:

Normal Condition (25 º C)
Shall be at least 30 dB below peak (max) power.

6.3.3 Test Result

BTLE 1M

Test Conditions			Test Frequency	Results	
Standard	Modulation Type	Tx (MHz)	Spurs (MHz)	Level (dBm)	Status
Bluetooth L.E.	GFSK	2402	24550.00	-40.52	Pass
			24892.00	-40.81	Pass
			24817.00	-41.33	Pass
Bluetooth L.E.	GFSK	2440	24842.00	-41.38	Pass
			24208.00	-41.40	Pass
			24925.00	-41.47	Pass
Bluetooth L.E.	GFSK	2480	24908.00	-41.27	Pass
			24558.00	-41.28	Pass
			24950.00	-41.52	Pass

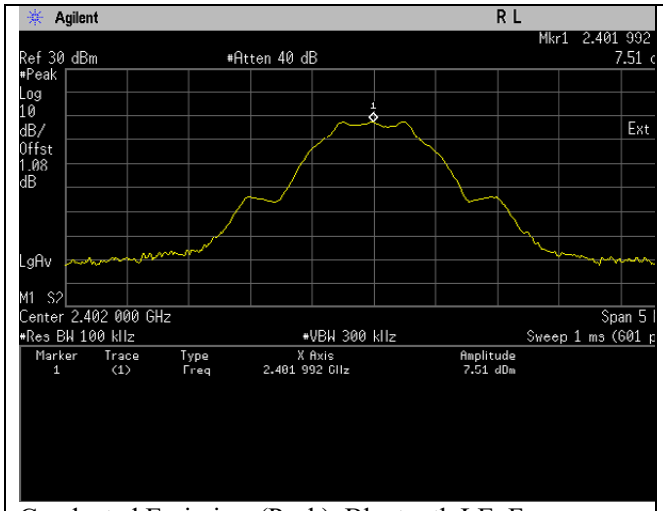

Conducted Emissions(Peak). Bluetooth LE, Frequency 2402 MHz Reference Level

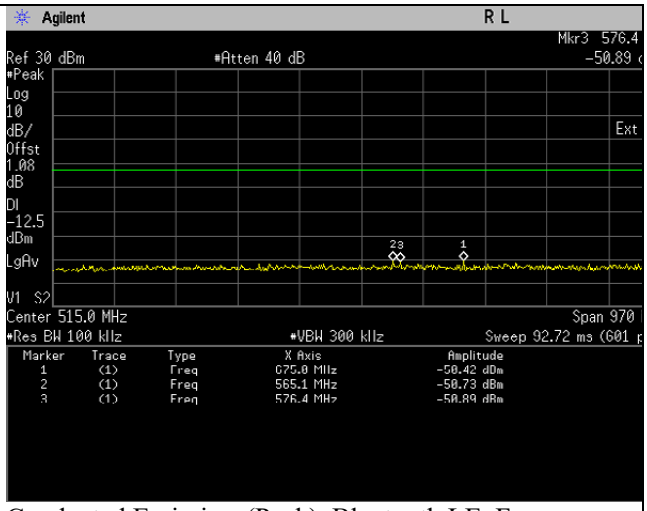

Conducted Emissions(Peak). Bluetooth LE, Frequency 2402 MHz Emission Level, 30 MHz -> 1 GHz

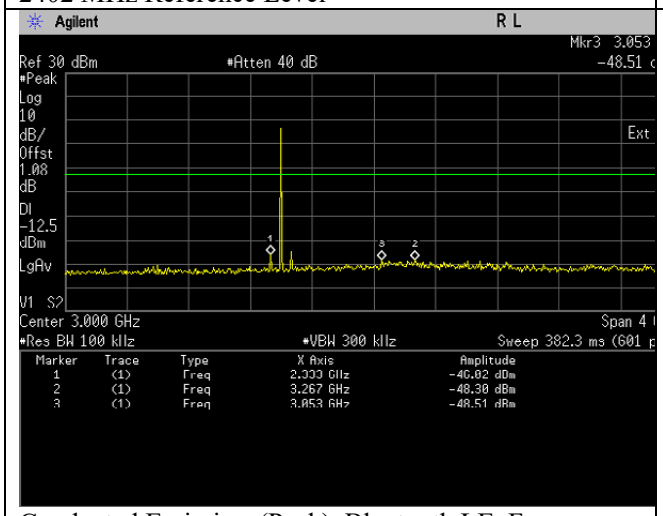

Conducted Emissions(Peak). Bluetooth LE, Frequency 2402 MHz Emission Level, 1 GHz -> 5 GHz

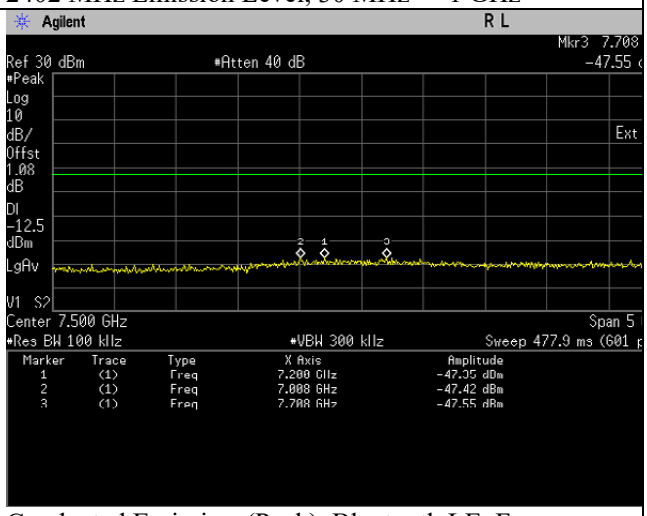

Conducted Emissions(Peak). Bluetooth LE, Frequency 2402 MHz Emission Level, 5 GHz -> 10 GHz

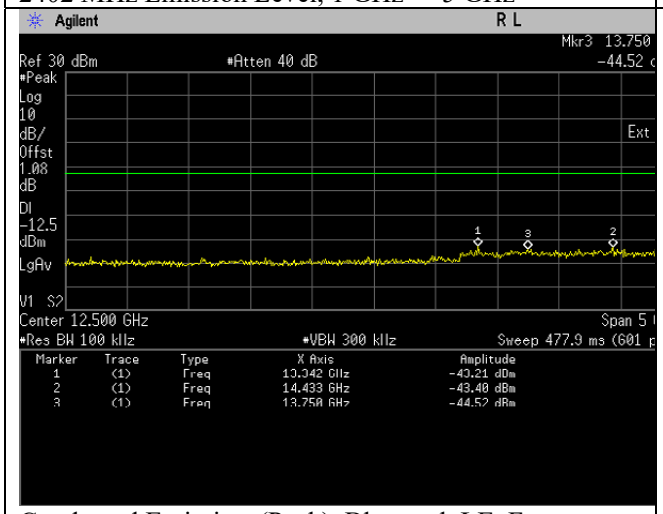

Conducted Emissions(Peak). Bluetooth LE, Frequency 2402 Emission Level, 10 GHz -> 15 GHz

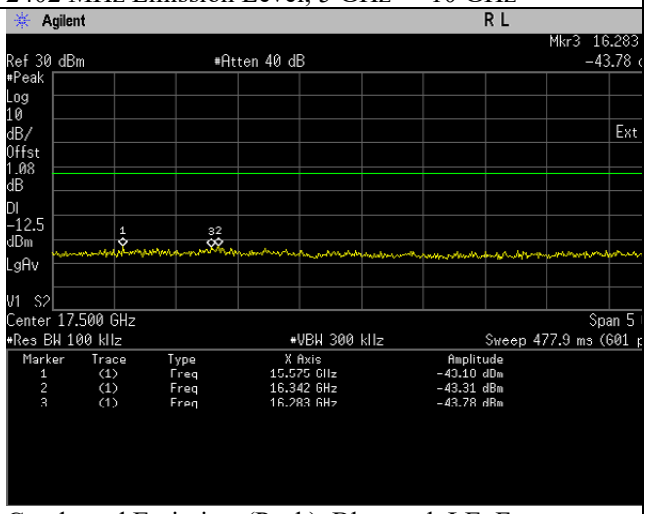

Conducted Emissions(Peak). Bluetooth LE, Frequency 2402 MHz Emission Level, 15 GHz -> 20 GHz

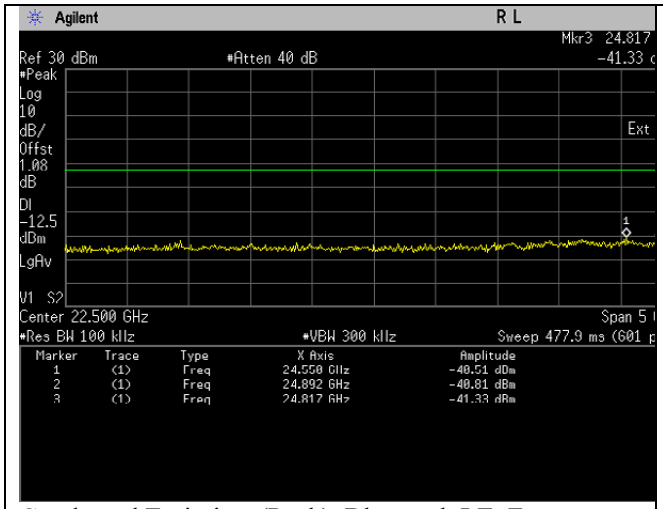

Conducted Emissions(Peak). Bluetooth LE, Frequency 2402 MHz Emission Level, 20 GHz -> 25 GHz

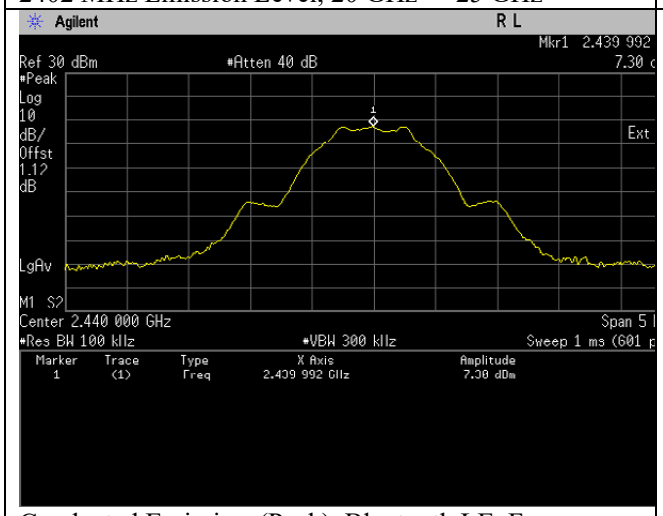

Conducted Emissions(Peak). Bluetooth LE, Frequency 2440 MHz Reference Level

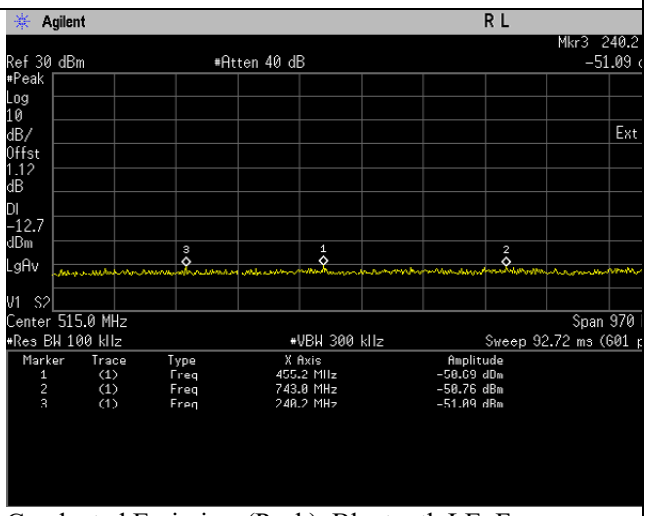

Conducted Emissions(Peak). Bluetooth LE, Frequency 2440 MHz Emission Level, 30 MHz -> 1 GHz

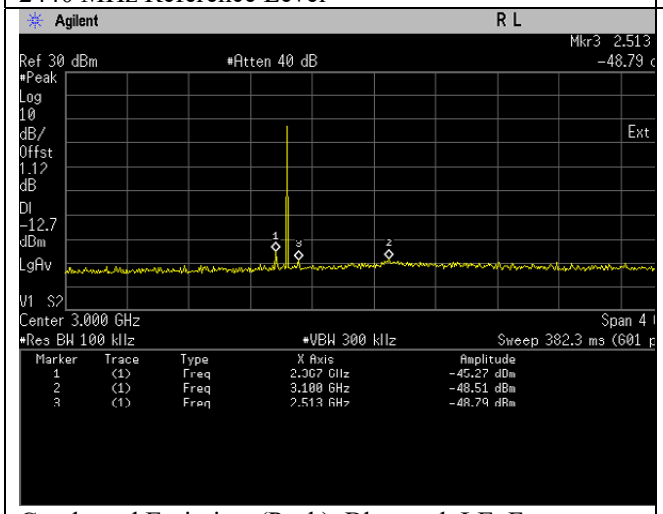

Conducted Emissions(Peak). Bluetooth LE, Frequency 2440 MHz Emission Level, 1 GHz -> 5 GHz

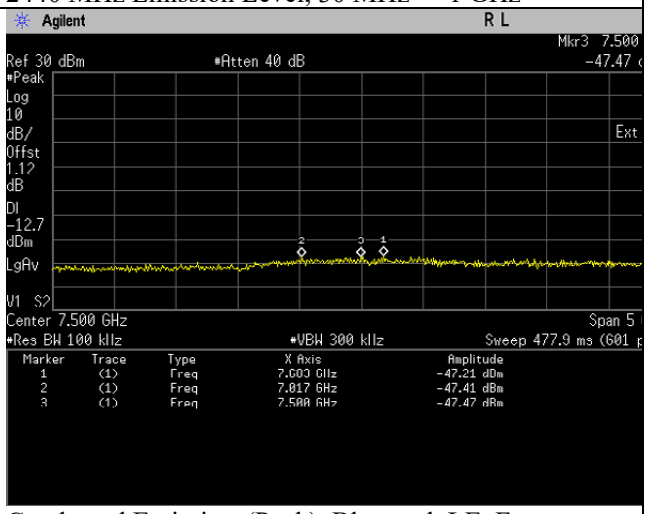

Conducted Emissions(Peak). Bluetooth LE, Frequency 2440 MHz Emission Level, 5 GHz -> 10 GHz

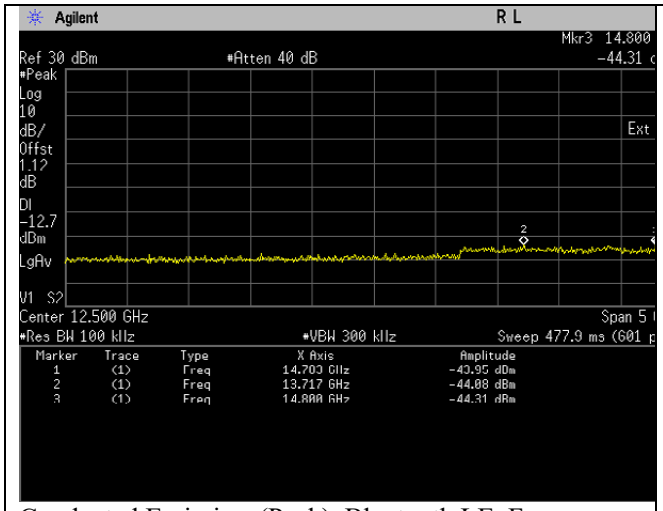

Conducted Emissions(Peak). Bluetooth LE, Frequency 2440 Emission Level, 10 GHz -> 15 GHz

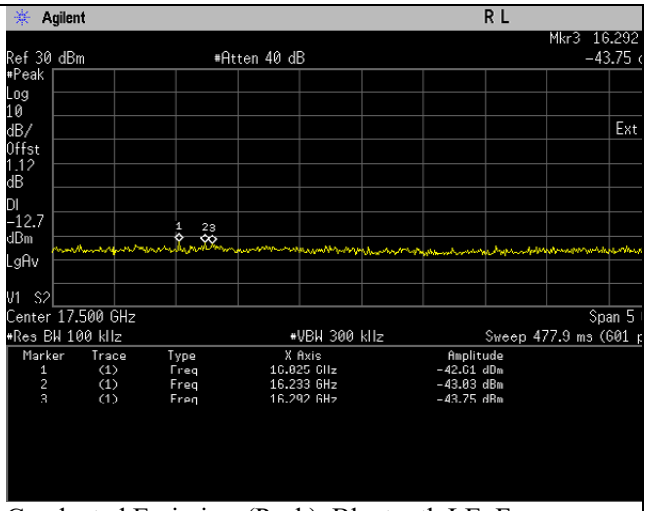

Conducted Emissions(Peak). Bluetooth LE, Frequency 2440 MHz Emission Level, 15 GHz -> 20 GHz

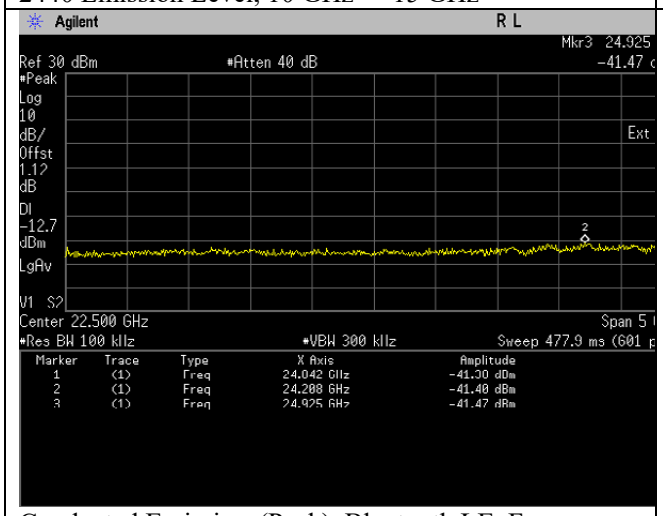

Conducted Emissions(Peak). Bluetooth LE, Frequency 2440 MHz Emission Level, 20 GHz -> 25 GHz

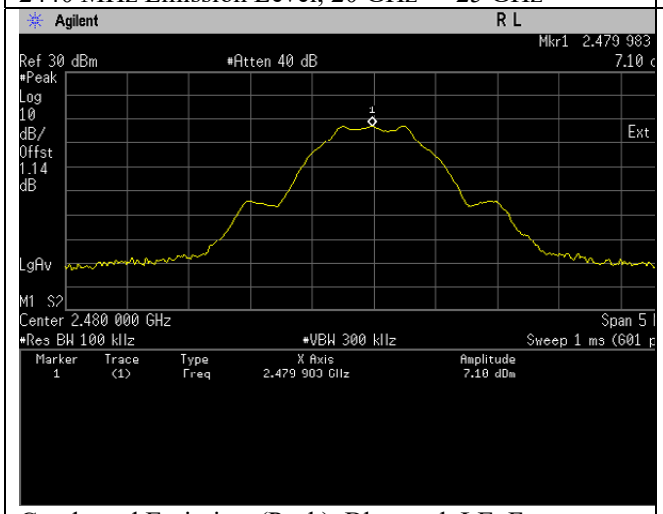

Conducted Emissions(Peak). Bluetooth LE, Frequency 2480 MHz Reference Level

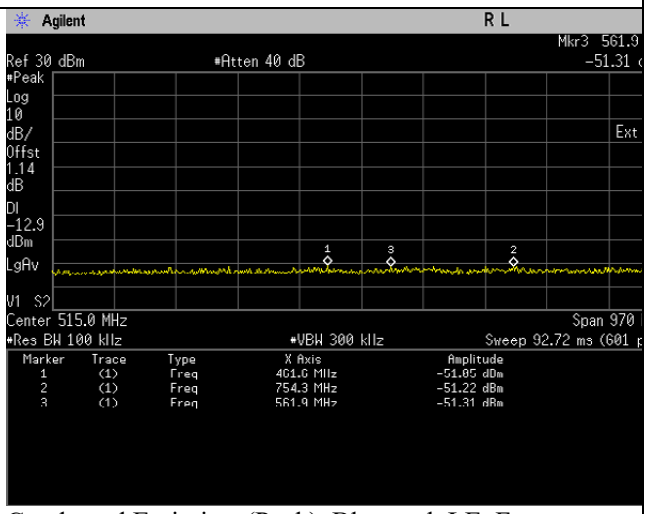

Conducted Emissions(Peak). Bluetooth LE, Frequency 2480 MHz Emission Level, 30 MHz -> 1 GHz

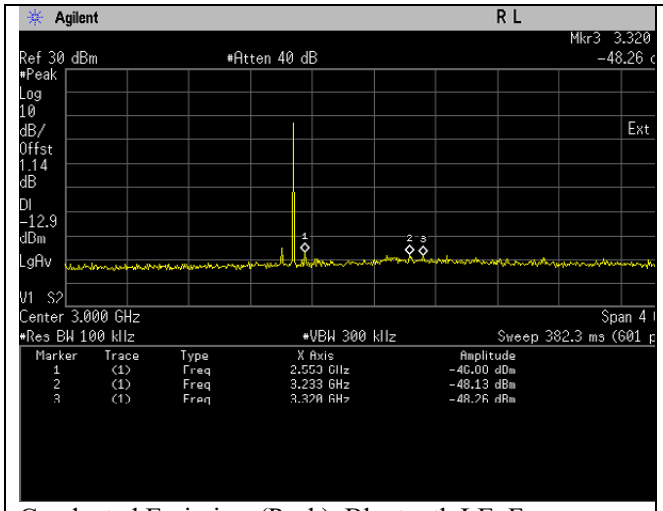

Conducted Emissions(Peak). Bluetooth LE, Frequency 2480 MHz Emission Level, 1 GHz -> 5 GHz

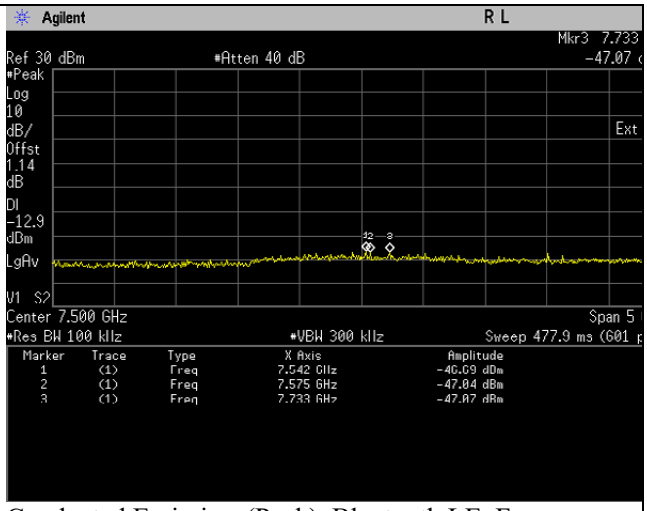

Conducted Emissions(Peak). Bluetooth LE, Frequency 2480 MHz Emission Level, 5 GHz -> 10 GHz

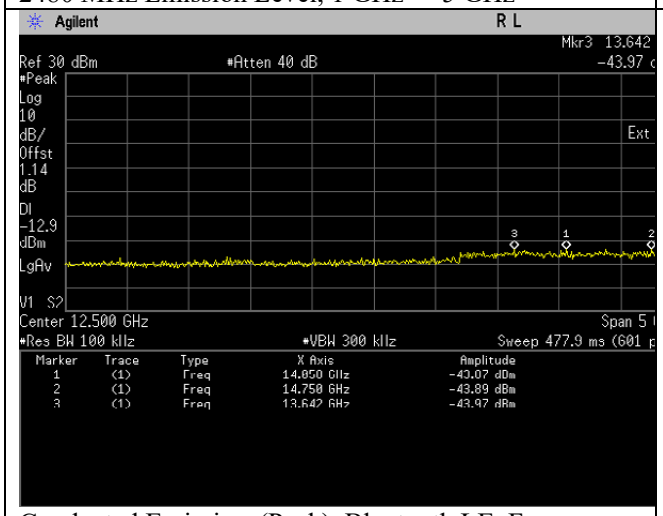

Conducted Emissions(Peak). Bluetooth LE, Frequency 2480 Emission Level, 10 GHz -> 15 GHz

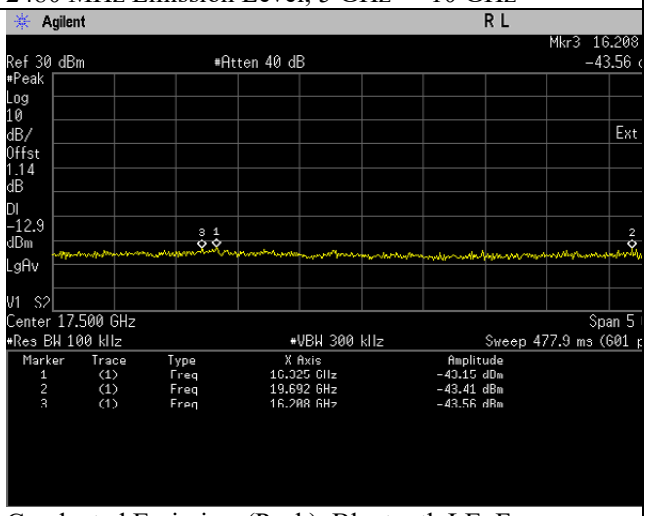

Conducted Emissions(Peak). Bluetooth LE, Frequency 2480 MHz Emission Level, 15 GHz -> 20 GHz

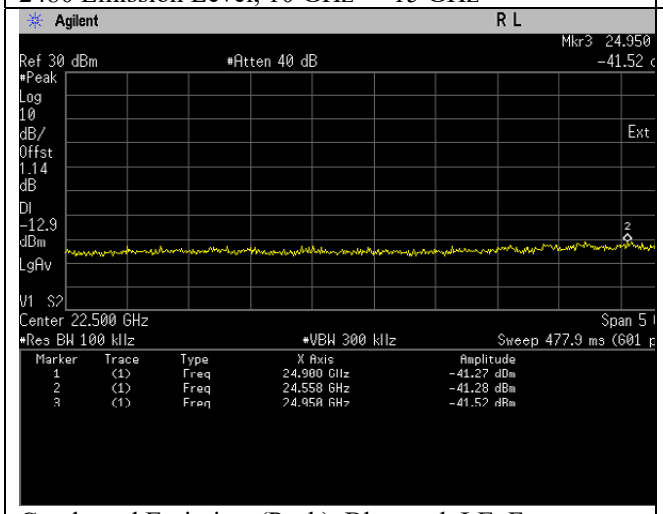

Conducted Emissions(Peak). Bluetooth LE, Frequency 2480 MHz Emission Level, 20 GHz -> 25 GHz

BTLE 2M

Test Conditions			Test Frequency	Results	
Standard	Modulation Type	Tx (MHz)	Spurs (MHz)	Level (dBm)	Status
Bluetooth L.E.	GFSK	2402	24217.00	-40.89	Pass
			24608.00	-41.06	Pass
			24200.00	-41.12	Pass
Bluetooth L.E.	GFSK	2440	24908.00	-41.23	Pass
			24967.00	-41.38	Pass
			24850.00	-41.44	Pass
Bluetooth L.E.	GFSK	2480	23908.00	-40.97	Pass
			24500.00	-41.10	Pass
			24583.00	-41.16	Pass

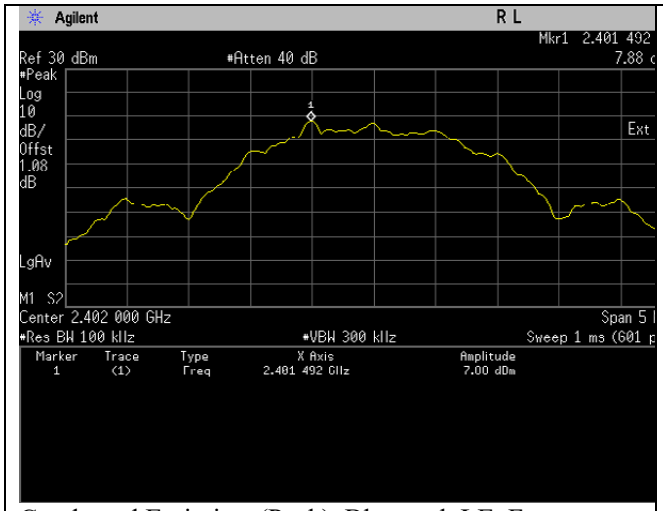

Conducted Emissions(Peak). Bluetooth LE, Frequency 2402 MHz Reference Level

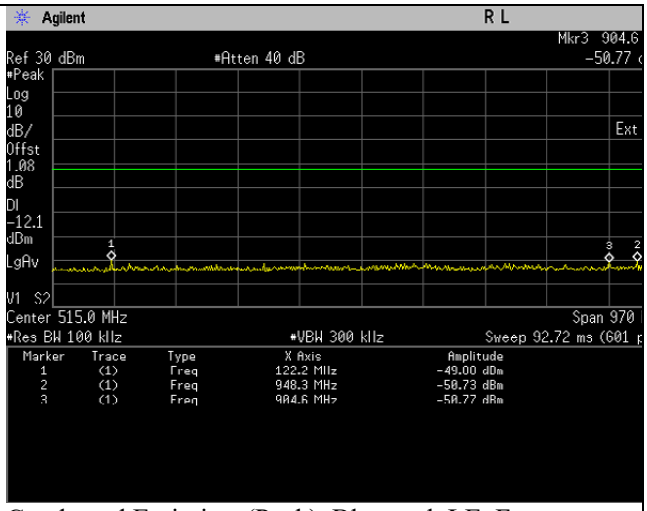

Conducted Emissions(Peak). Bluetooth LE, Frequency 2402 MHz Emission Level, 30 MHz -> 1 GHz

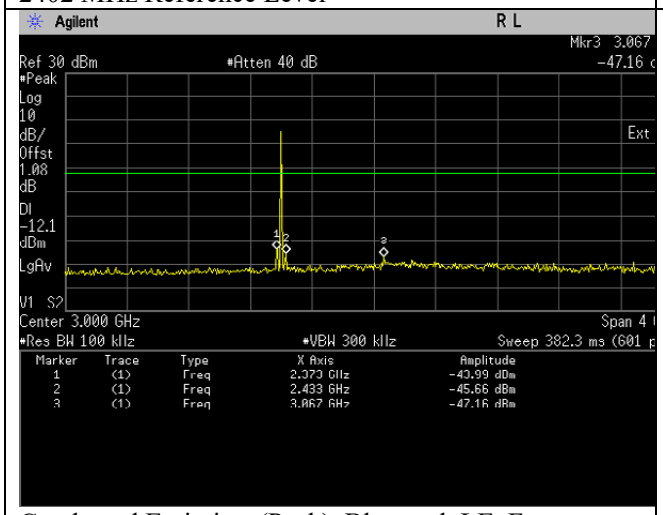

Conducted Emissions(Peak). Bluetooth LE, Frequency 2402 MHz Emission Level, 1 GHz -> 5 GHz

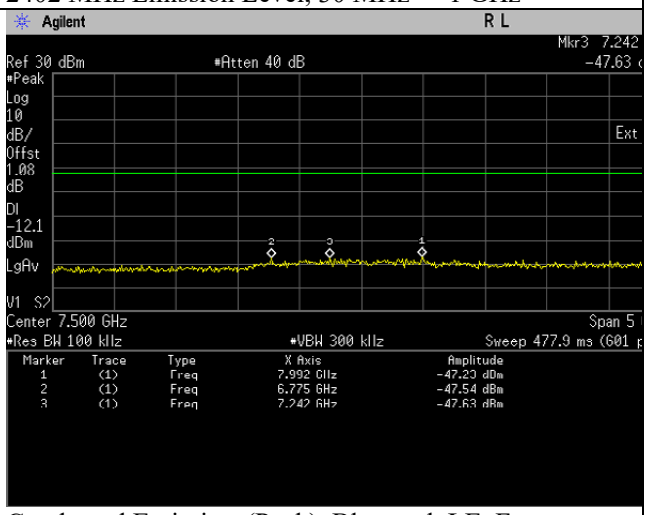

Conducted Emissions(Peak). Bluetooth LE, Frequency 2402 MHz Emission Level, 5 GHz -> 10 GHz

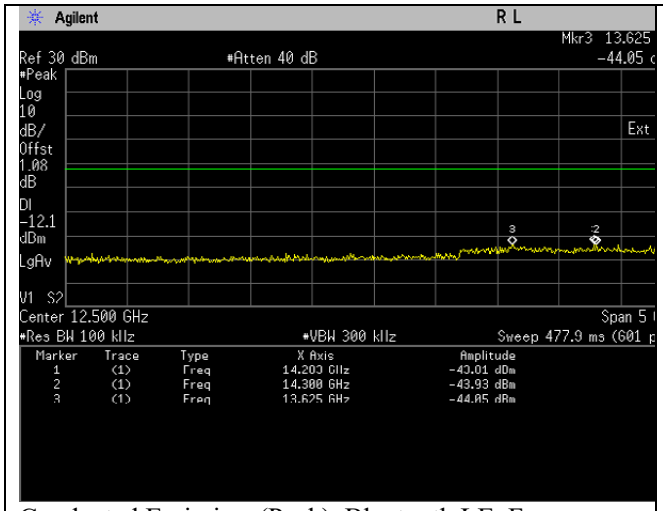

Conducted Emissions(Peak). Bluetooth LE, Frequency 2402 Emission Level, 10 GHz -> 15 GHz

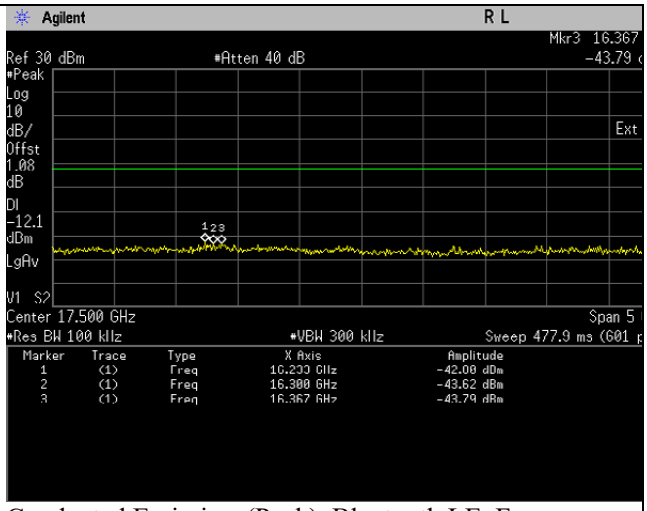

Conducted Emissions(Peak). Bluetooth LE, Frequency 2402 MHz Emission Level, 15 GHz -> 20 GHz

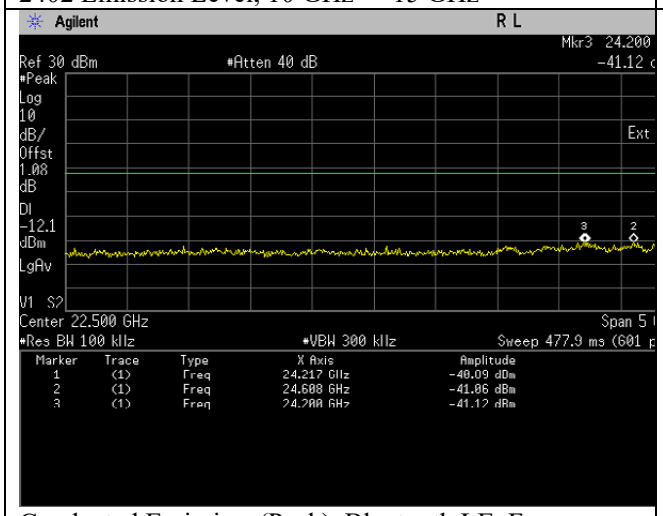

Conducted Emissions(Peak). Bluetooth LE, Frequency 2402 MHz Emission Level, 20 GHz -> 25 GHz

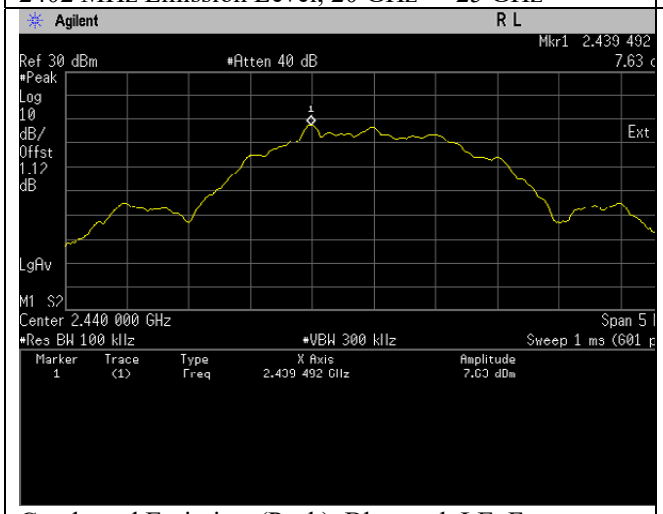

Conducted Emissions(Peak). Bluetooth LE, Frequency 2440 MHz Reference Level

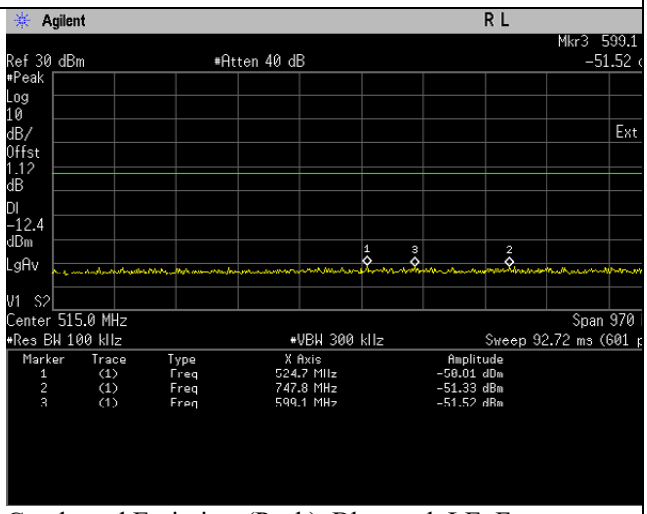

Conducted Emissions(Peak). Bluetooth LE, Frequency 2440 MHz Emission Level, 30 MHz -> 1 GHz

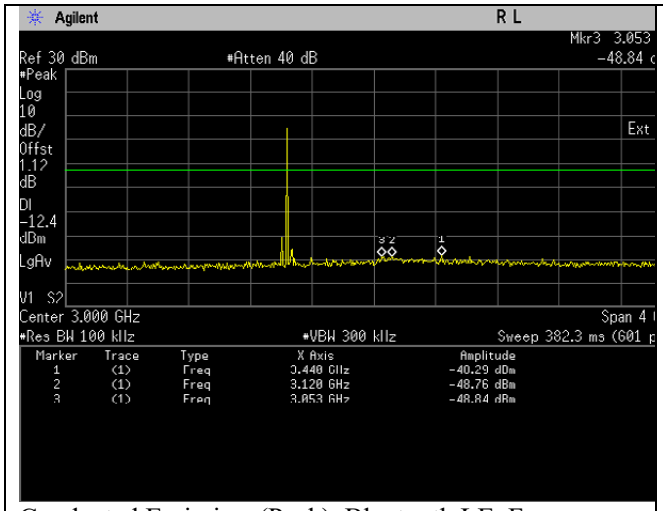

Conducted Emissions(Peak). Bluetooth LE, Frequency 2440 MHz Emission Level, 1 GHz -> 5 GHz

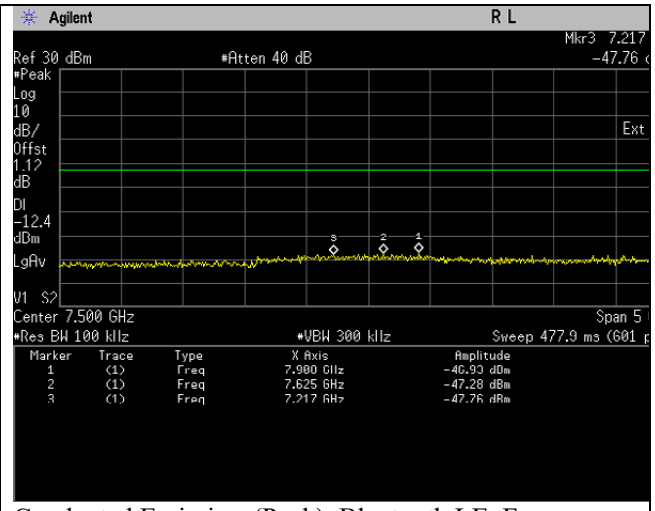

Conducted Emissions(Peak). Bluetooth LE, Frequency 2440 MHz Emission Level, 5 GHz -> 10 GHz

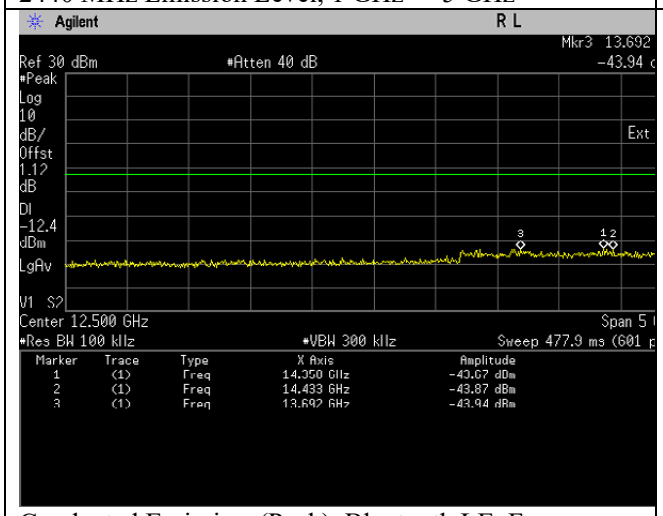

Conducted Emissions(Peak). Bluetooth LE, Frequency 2440 Emission Level, 10 GHz -> 15 GHz

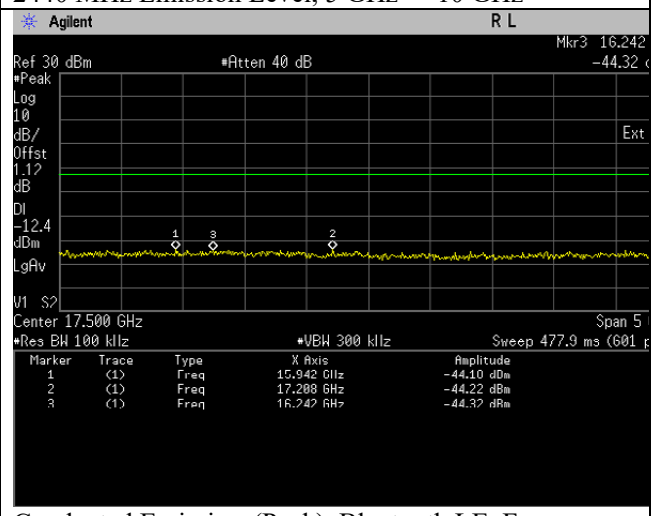

Conducted Emissions(Peak). Bluetooth LE, Frequency 2440 MHz Emission Level, 15 GHz -> 20 GHz

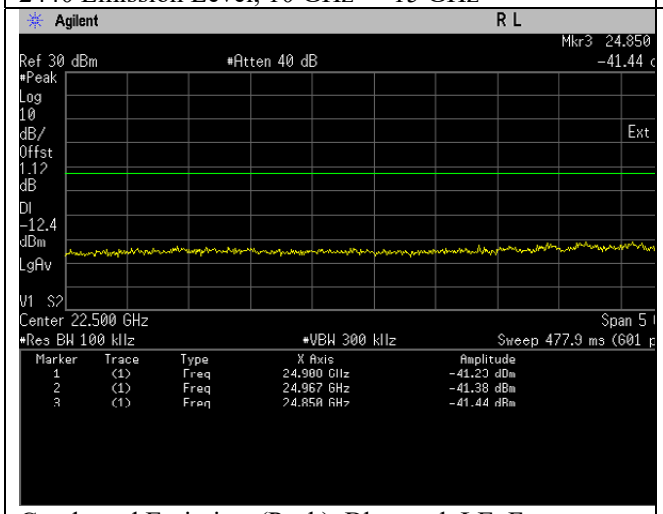

Conducted Emissions(Peak). Bluetooth LE, Frequency 2440 MHz Emission Level, 20 GHz -> 25 GHz

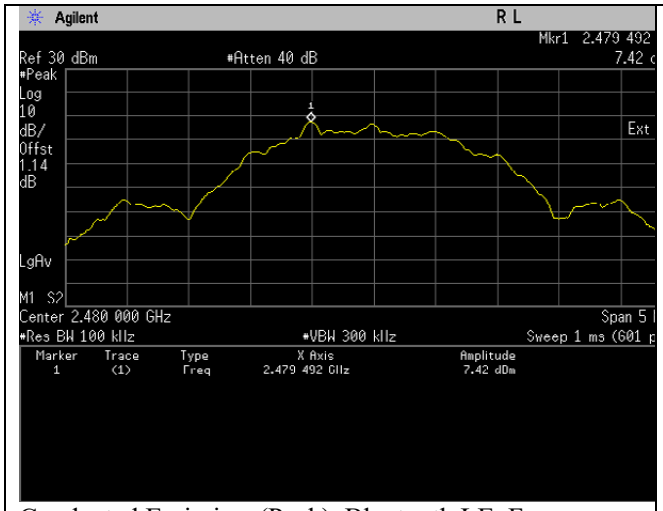

Conducted Emissions(Peak). Bluetooth LE, Frequency 2480 MHz Reference Level

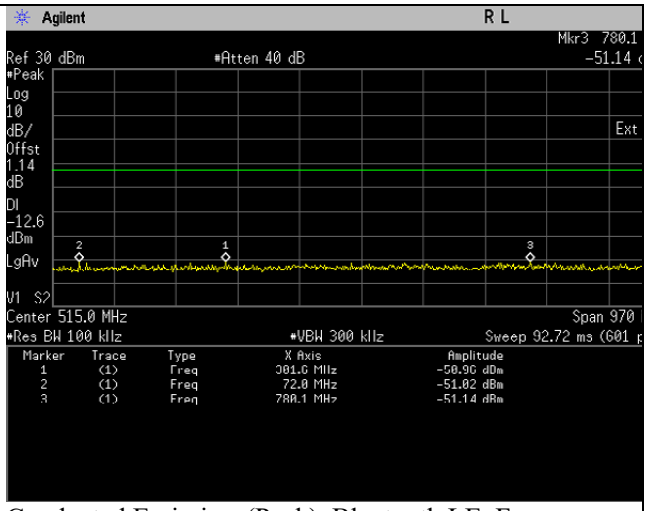

Conducted Emissions(Peak). Bluetooth LE, Frequency 2480 MHz Emission Level, 30 MHz -> 1 GHz

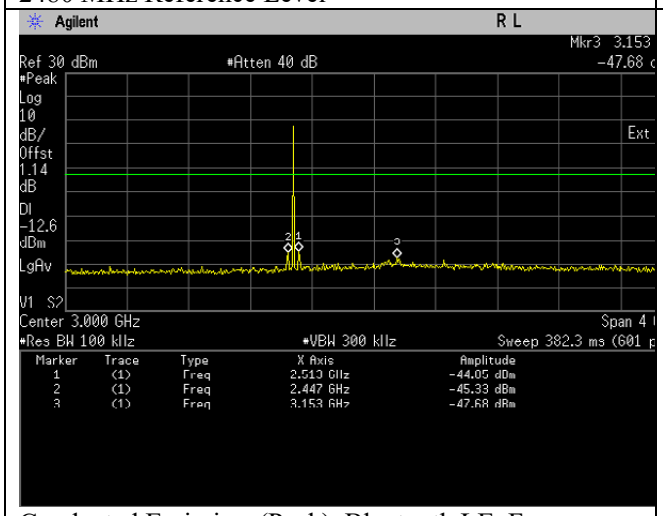

Conducted Emissions(Peak). Bluetooth LE, Frequency 2480 MHz Emission Level, 1 GHz -> 5 GHz

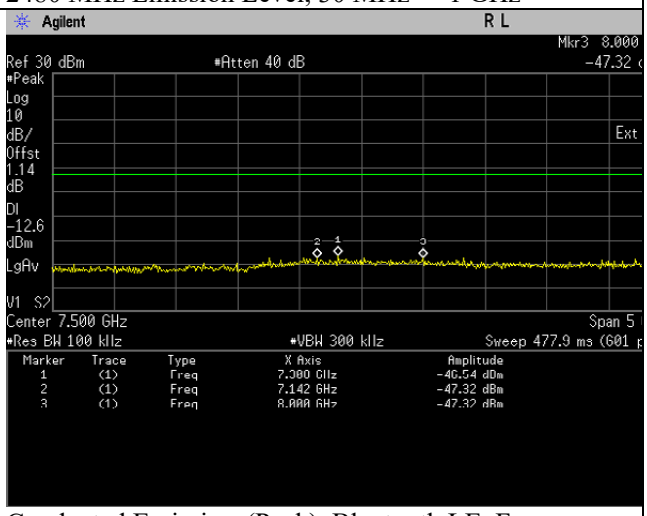

Conducted Emissions(Peak). Bluetooth LE, Frequency 2480 MHz Emission Level, 5 GHz -> 10 GHz

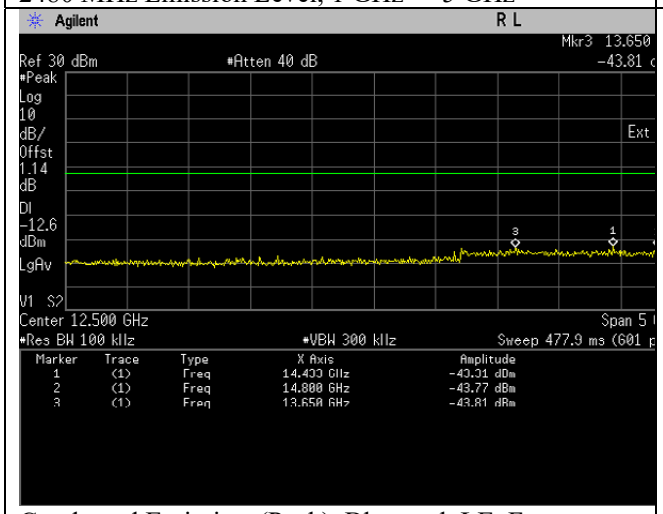

Conducted Emissions(Peak). Bluetooth LE, Frequency 2480 Emission Level, 10 GHz -> 15 GHz

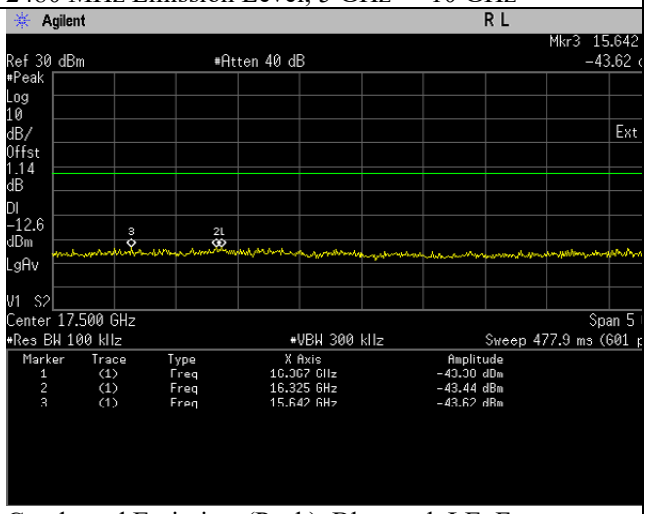

Conducted Emissions(Peak). Bluetooth LE, Frequency 2480 MHz Emission Level, 15 GHz -> 20 GHz

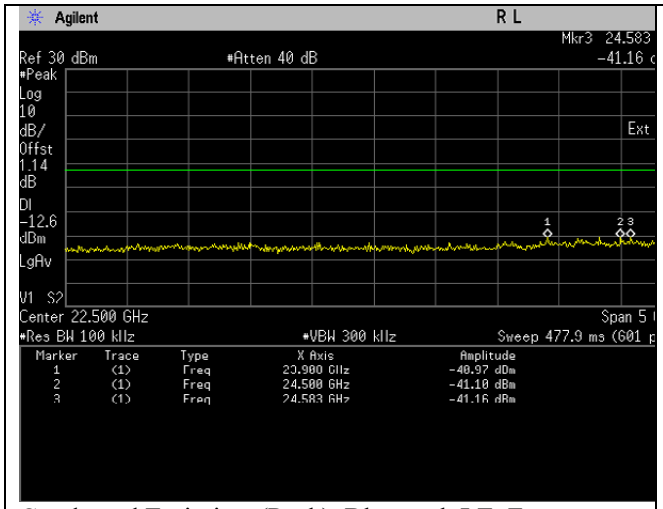

Conducted Emissions(Peak). Bluetooth LE, Frequency 2480 MHz Emission Level, 20 GHz -> 25 GHz

6.4 Band edge Conducted Spurious Emission

6.4.1 Test Setup

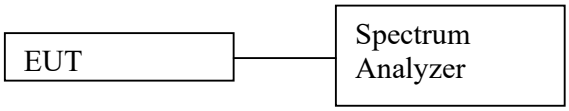

a) Check and ensure the spectrum analyzer well calibrate.
b) Turn on the DUT and set DUT to transmit maximum power.
c) Connect DUT's antenna terminal to spectrum analyzer with a low loss cable.
d) Setting of Spectrum analyzer :
   a. RBW = 100 kHz
   b. VBW = 300 kHz
   c. Detector mode = Peak
   d. Trace = Max Hold
   e. Sweep = auto
e) Use the peak marker function to measure highest emission.

6.4.2 Test Limits:

Normal Condition (25 º C)
Shall be at least 30 dB below peak (max) power.

6.4.3 Test Result

BTLE 1M

Test Conditions		Test Frequency	Results		
Standard	Modulation Type	Tx (MHz)	Frequencies (MHz)	Power (dBm)	Status
Bluetooth L.E	GFSK	2402	2399.92	-50.20	Pass
Bluetooth L.E	GFSK	2480	2483.55	-55.87	Pass

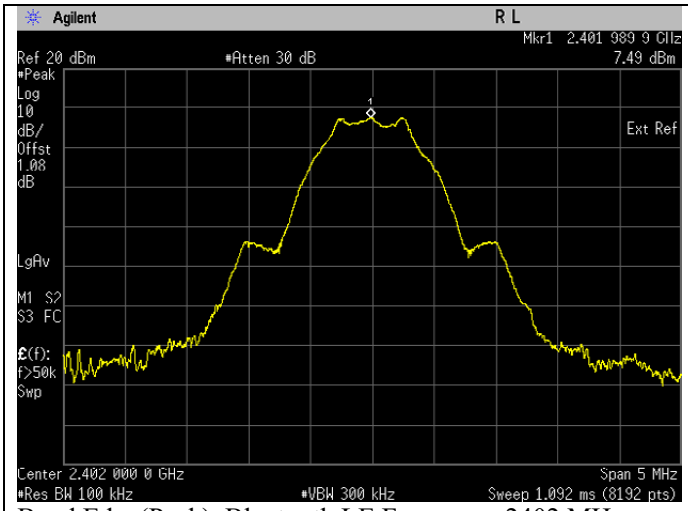

Band Edge(Peak). Bluetooth LE Frequency 2402 MHz Reference Level

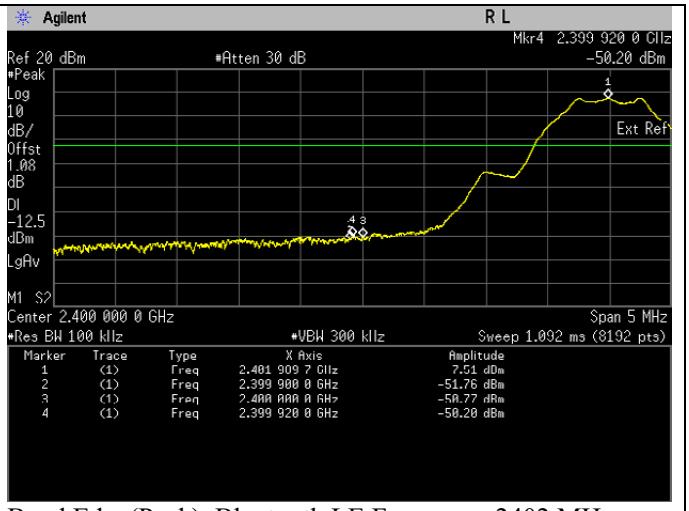

Band Edge(Peak). Bluetooth LE Frequency 2402 MHz Band Edge

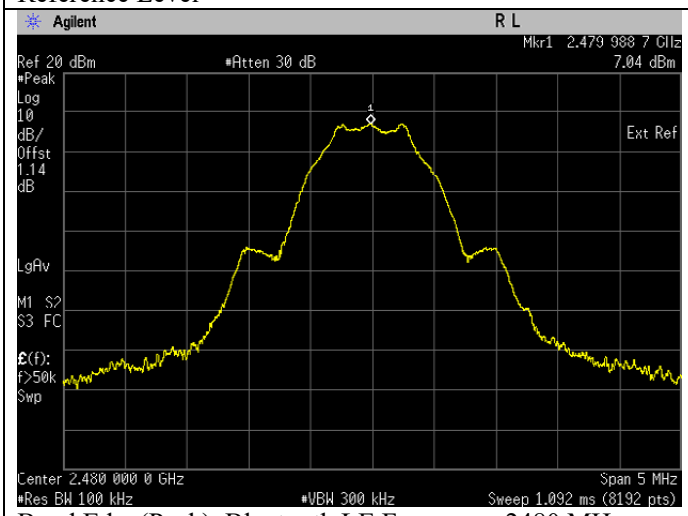

Band Edge(Peak). Bluetooth LE Frequency 2480 MHz Reference Level

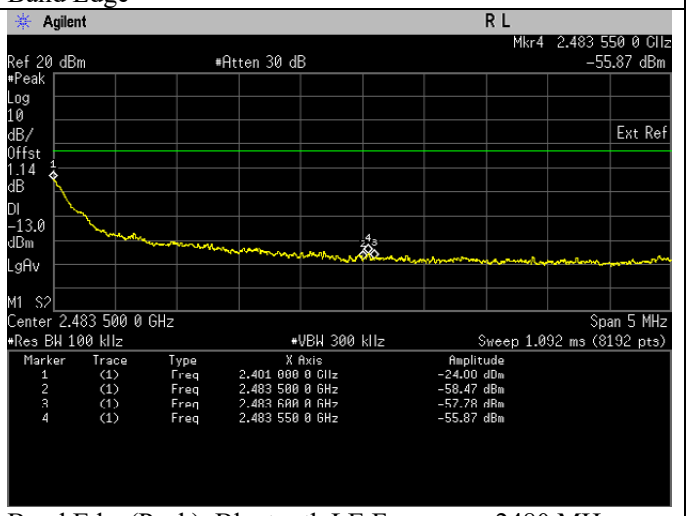

Band Edge(Peak). Bluetooth LE Frequency 2480 MHz Band Edge

BTLE 2M

Test Conditions		Test Frequency	Results		
Standard	Modulation Type	Tx (MHz)	Frequencies (MHz)	Power (dBm)	Status
Bluetooth L.E	GFSK	2402	2399.99	-24.38	Pass
Bluetooth L.E	GFSK	2480	2483.54	-54.09	Pass

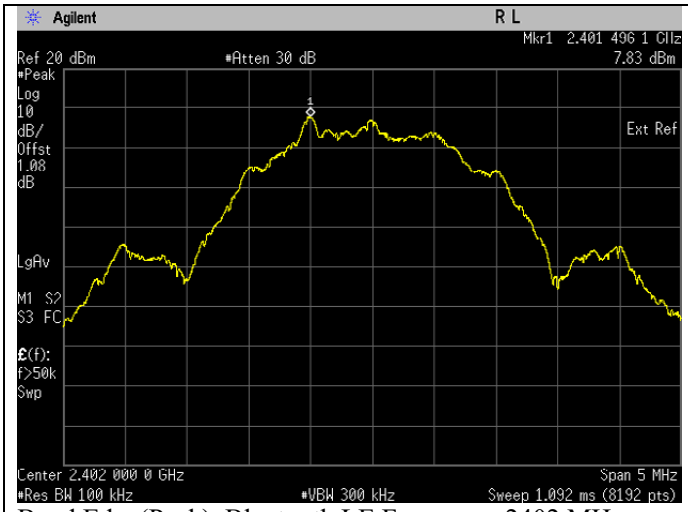

Band Edge(Peak). Bluetooth LE Frequency 2402 MHz Reference Level

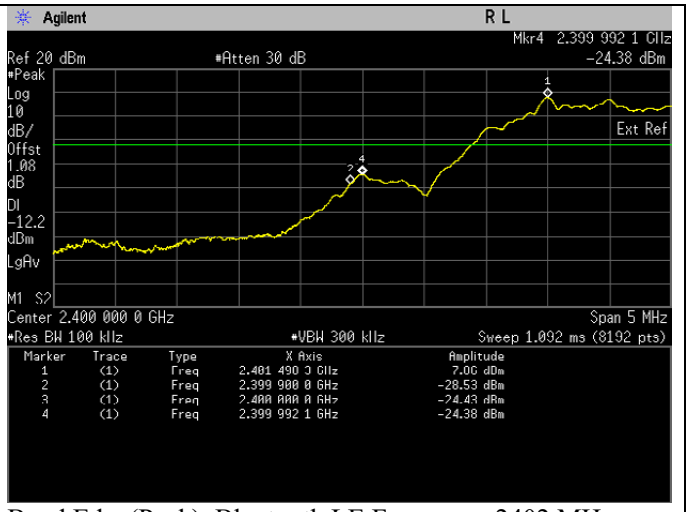

Band Edge(Peak). Bluetooth LE Frequency 2402 MHz Band Edge

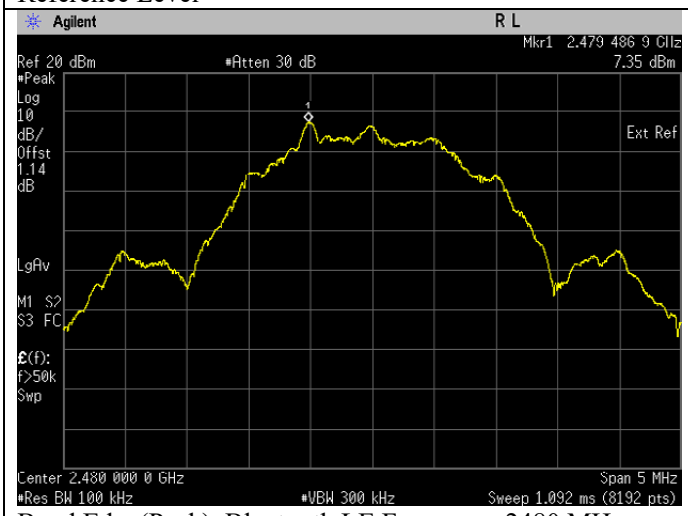

Band Edge(Peak). Bluetooth LE Frequency 2480 MHz Reference Level

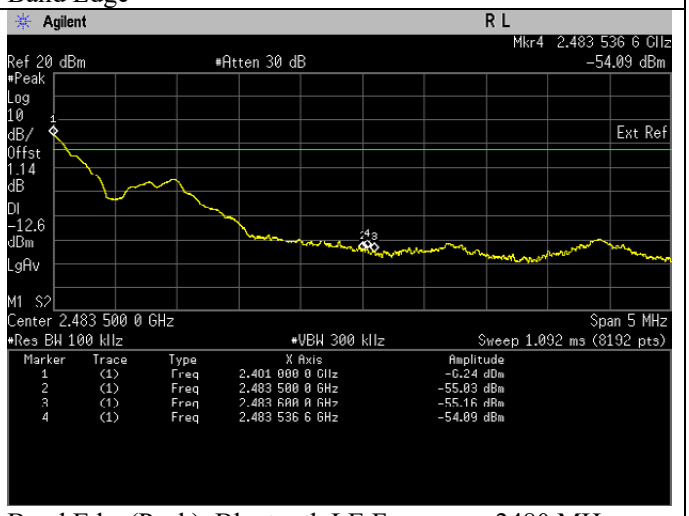

Band Edge(Peak). Bluetooth LE Frequency 2480 MHz Band Edge

6.5 Radiated Emission within Restricted Bands

6.5.1 Test Setup

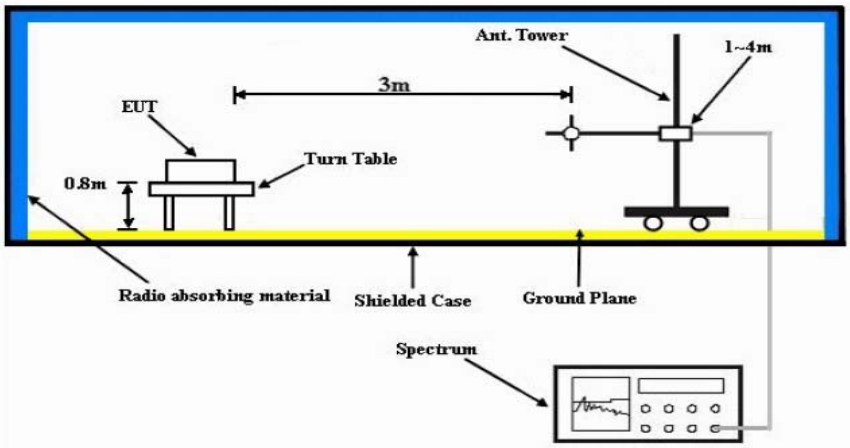

a. The EUT is placed on the top of a rotating table 0.8m (<1GHz) or 1.5m (>1GHz) above the ground at a 3m semi-anechoic chamber. The table is rotated 360 degrees to determine the position of the highest radiation.
b. The EUT is set 3m away from the interference-receiving antenna, which is mounted on the top of a variable-height antenna tower.
c. The antenna is Bilog/Horn antenna depend on which frequency range uses, and its height is varied from one meter to four meters above the ground to determine the maximum value of the field strength. Both horizontal and vertical polarizations of the antenna are set to make the measurement.
d. For each suspected emission, the EUT is arranged to its worst case and then the antenna is tuned to heights from 1m to 4m and the rotatable table is turned from 0 degrees to 360 degrees to find the maximum reading.
e. The test-receiver system is set to Peak Detect Function and Specified Bandwidth with Maximum Hold Mode.
f. If the emission level of the EUT in peak mode is fall within the range of 10dB from the limit specified, the emissions would be re-tested one by one using peak, quasi-peak or average method as specified and then reported in a data sheet. Otherwise, the testing could be stopped and the peak values of the EUT would be reported.

NOTE:

1. The resolution bandwidth and video bandwidth of test receiver/spectrum analyzer is 120 kHz for Quasi-peak detection at frequency below 1GHz.
2. The resolution bandwidth of test receiver/spectrum analyzer is 1 MHz and video bandwidth is 3 MHz for Peak detection at frequency above 1 GHz.
3. All modes of operation were investigated and the worst-case emissions are reported.

6.5.2 Test Limits:

Radiated emissions which fall in the restricted bands must comply with the radiated emission limits specified as below table. Other emissions shall be at least 20dB below the highest level of the desired power.

Frequency (MHz)	Field strength (microvolts/meter)	Measurement distance (meters)
0.009-0.490	2400/F(kHz)	300
0.490-1.705	24000/F(kHz)	30
1.705-30.0	30	30
30-88	100**	3
88-216	150**	3
216-960	200**	3
Above 960	500	3

NOTE:

1) The lower limit shall apply at the transition frequencies.
2) Emission level (dBuV/m) = 20 log Emission level (uV/m).
3) For frequencies above 1000 MHz, the field strength limits are based on average detector, however, the peak field strength of any emission shall not exceed the maximum permitted average limits, specified above by more than 20dB under any condition of modulation.

6.5.3 Test Results:

Test: Bluetooth SAC Restricted Band Edge
Model Number: AAH56RDN9RA1AN S/N: 871TXVC351 EMC SR ID#: 20392-EMC-00107
Battery: PMNN4489B Accessory: PMAE4079A
Test Channel: Low Test Frequency: 2402.0000 MHz Test Standard: ANSI C63.10-2013
Worst Case Plane: Y-Plane (BT LE 1M)

Restricted Band Edge (Low Channel) tabular data

Vertical Radiated Emission Result										
Spur Freq (MHz)	Spur level QPK (dBµV/m)	Spur level PK (dBµV/m)	Spur level AV (dBµV/m)	Limit QPK (dBµV/m)	Limit PK (dBµV/m)	Limit AV (dBµV/m)	Margin QPK (dBµV/m)	Margin PK (dBµV/m)	Margin AV (dBµV/m)	Carrier PK Power (dBµV/m)
2390.0000	-	54.1357	43.2212	-	74.0000	54.0000	-	-19.8643	-10.7788	-
Horizontal Radiated Emission Result										
2390.0000	-	52.7507	43.5061	-	74.0000	54.0000	-	-21.2493	-10.4939	-

Remarks: Pass Result	Marginal Result	Fail Result

Temperature (degC): 23.3 **Humidity (%): 70.6**
Test Performed by: Aiman&Amaluddin **Test Date: Sat, 13 Nov, 2021**
System MU: 5.84 dB

Restricted Band Edge (Low Channel, Vertical, Peak) graphical screen shot

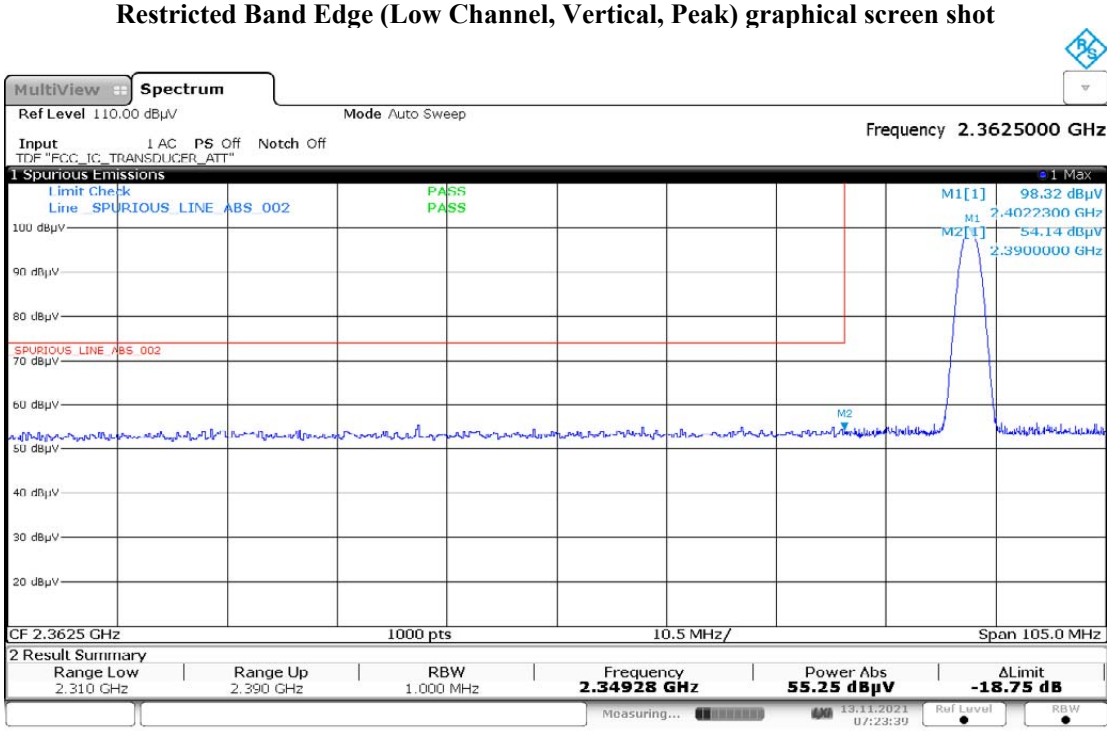

07:23:40 13.11.2021

Restricted Band Edge (Low Channel, Horizontal, Peak) graphical screen shot

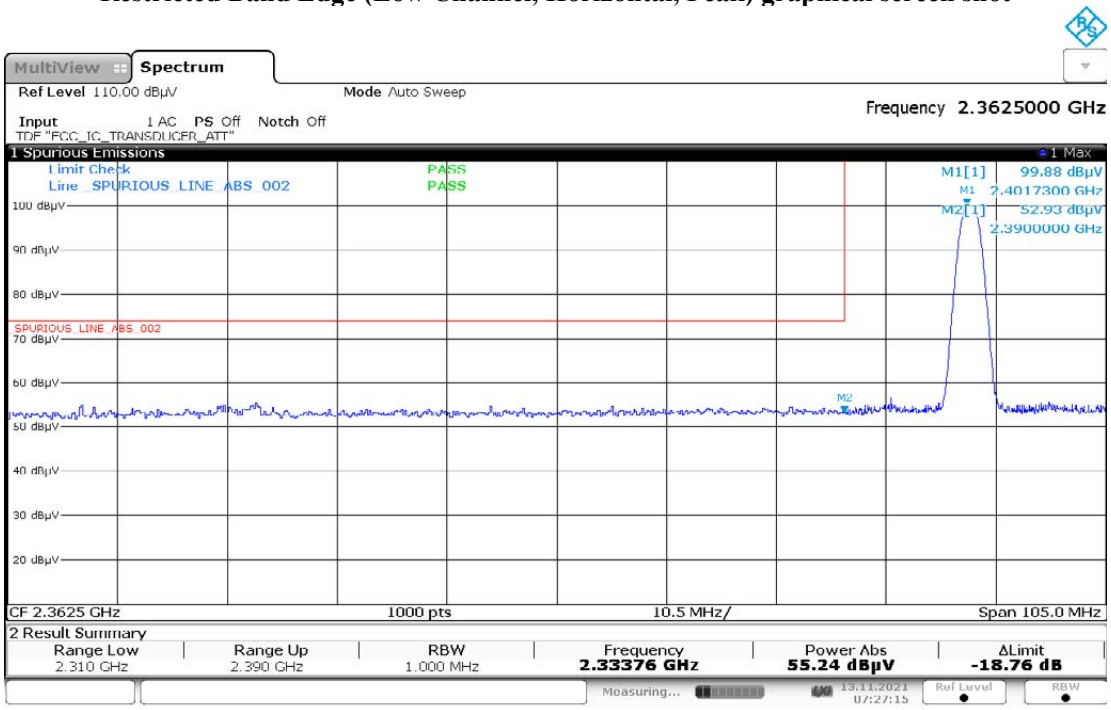

07:27:16 13.11.2021

Restricted Band Edge (Low Channel, Vertical, Average) graphical screen shot

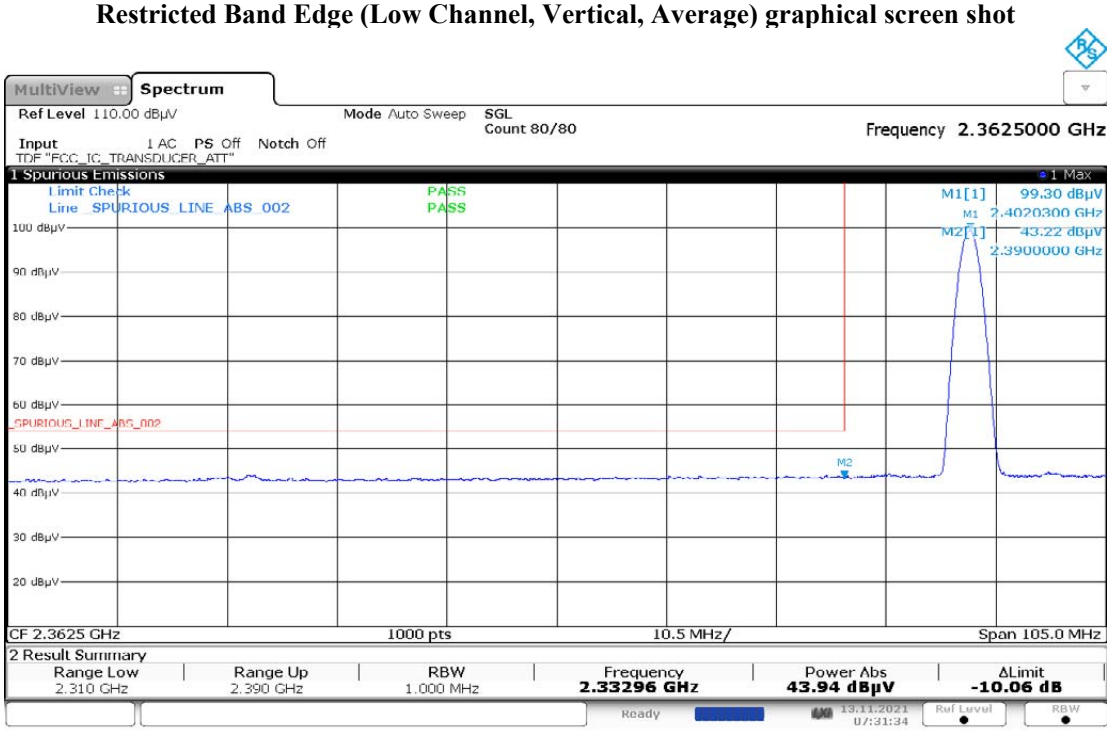

07:31:34 13.11.2021

Restricted Band Edge (Low Channel, Horizontal, Average) graphical screen shot

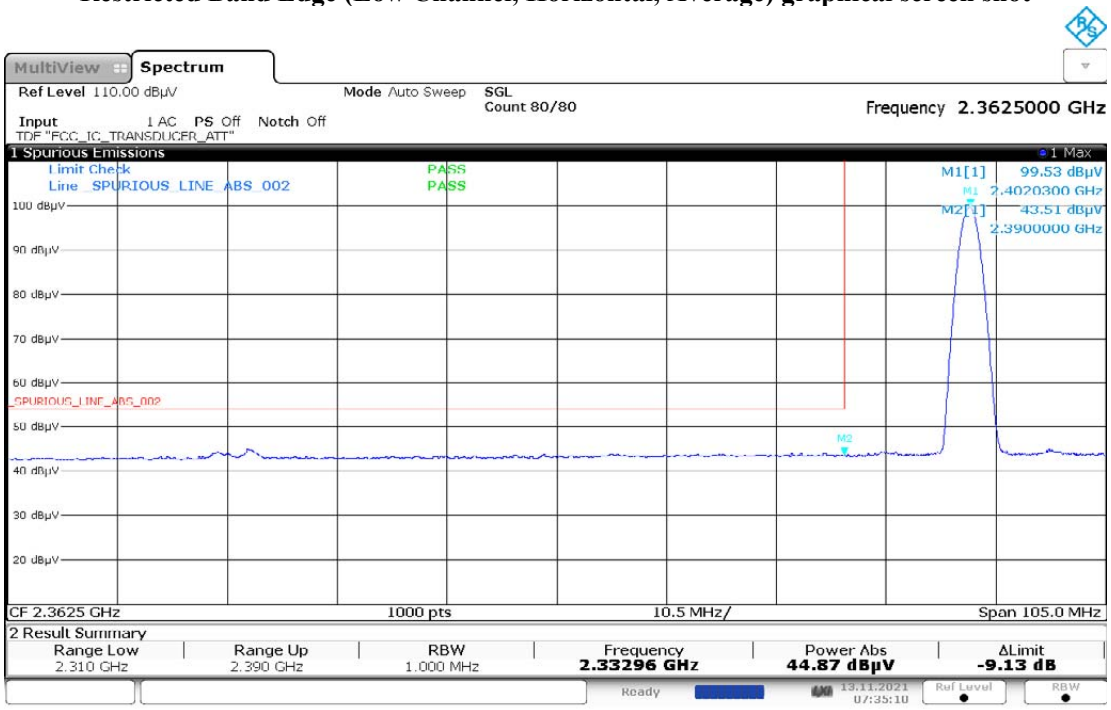

07:35:10 13.11.2021

Test: Bluetooth SAC Restricted Band Edge
Model Number: AAH56RDN9RA1AN S/N: 871TXVC351 EMC SR ID#: 20392-EMC-00107
Battery: PMNN4489B Accessory: PMAE4079A
Test Channel: High Test Frequency: 2480.0000 MHz Test Standard: ANSI C63.10-2013 Worst Case Plane: Y-Plane (BT LE 1M)

Restricted Band Edge (High Channel) tabular data

Vertical Radiated Emission Result										
Spur Freq (MHz)	Spur level QPK (dBµV/m)	Spur level PK (dBµV/m)	Spur level AV (dBµV/m)	Limit QPK (dBµV/m)	Limit PK (dBµV/m)	Limit AV (dBµV/m)	Margin QPK (dBµV/m)	Margin PK (dBµV/m)	Margin AV (dBµV/m)	Carrier PK Power (dBµV/m)
2483.5000	-	56.0314	44.6610	-	74.0000	54.0000	-	-17.9686	-9.3390	-
Horizontal Radiated Emission Result										
2483.5000	-	54.0874	44.2549	-	74.0000	54.0000	-	-19.9126	-9.7451	-

Remarks: Pass Result	Marginal Result	Fail Result

Temperature (degC): 23.3 **Humidity (%): 70.6**
Test Performed by: Aiman&Amaluddin **Test Date: Sat, 13 Nov, 2021**
System MU: 5.84dB

Restricted Band Edge (High Channel, Vertical, Peak) graphical screen shot

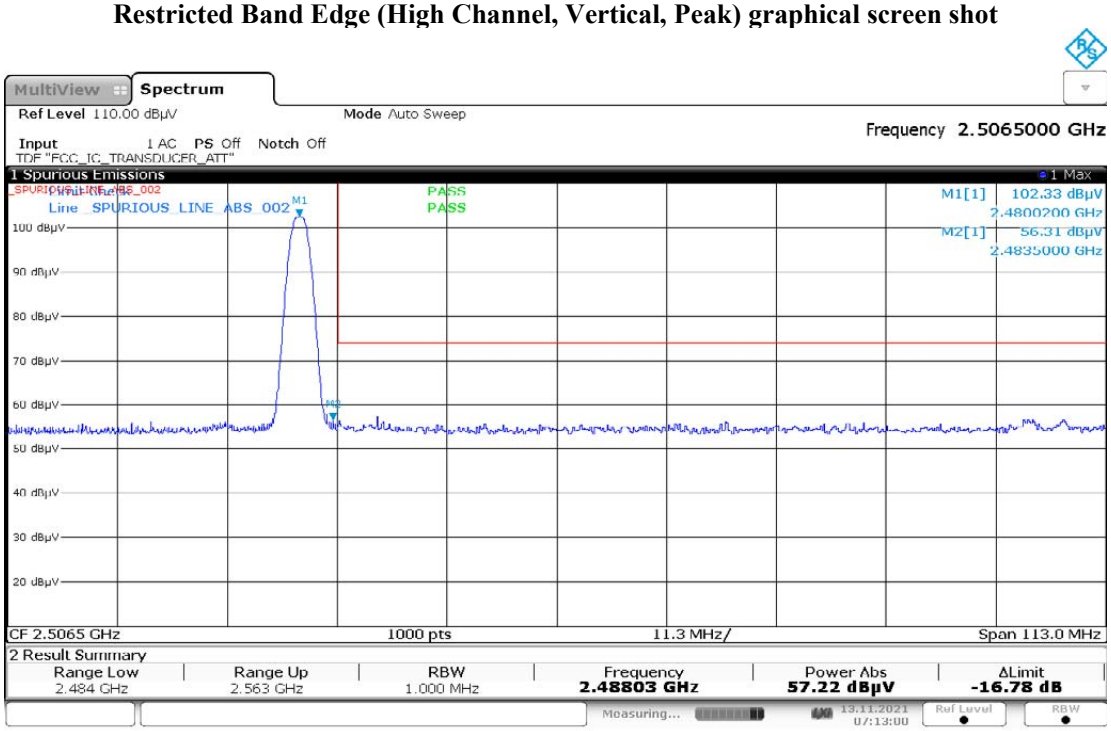

07:13:01 13.11.2021

Restricted Band Edge (High Channel, Horizontal, Peak) graphical screen shot

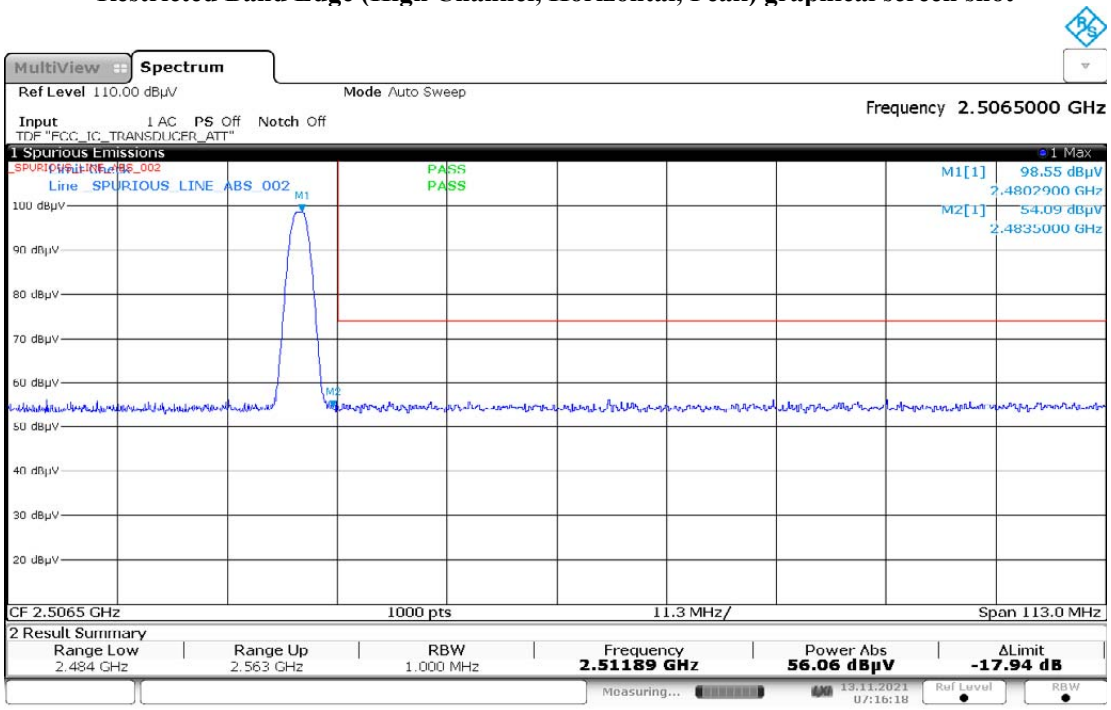

07:16:19 13.11.2021

Restricted Band Edge (High Channel, Vertical, Average) graphical screen shot

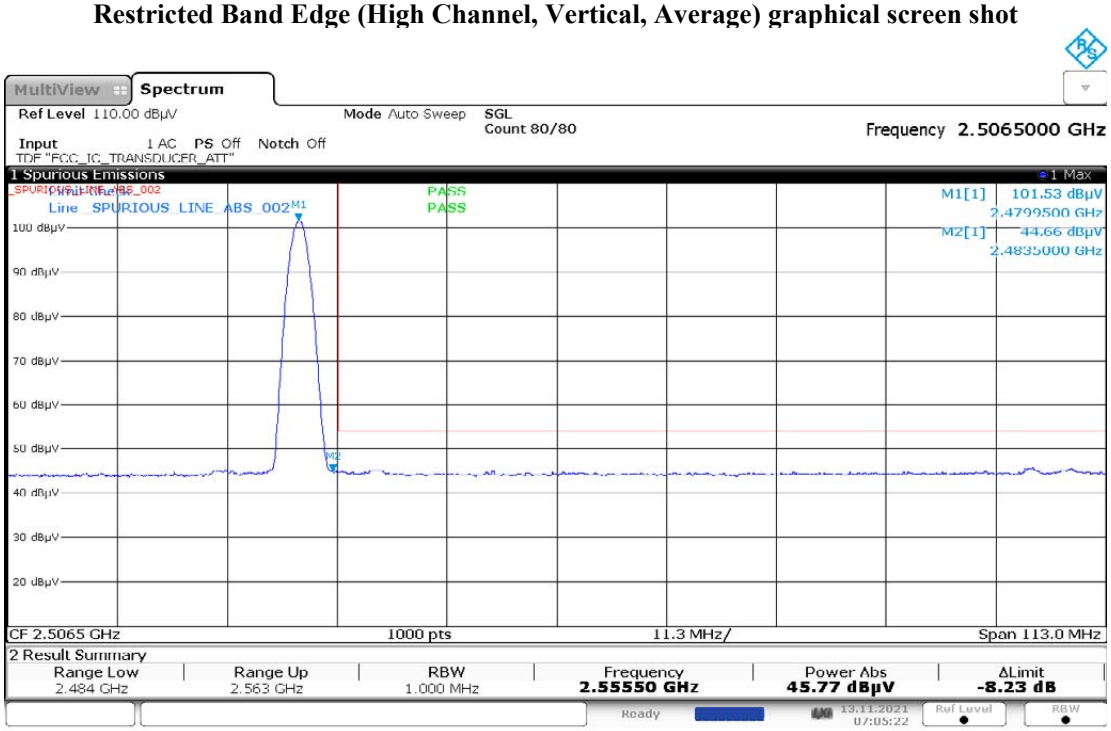

07:05:22 13.11.2021

Restricted Band Edge (High Channel, Horizontal, Average) graphical screen shot

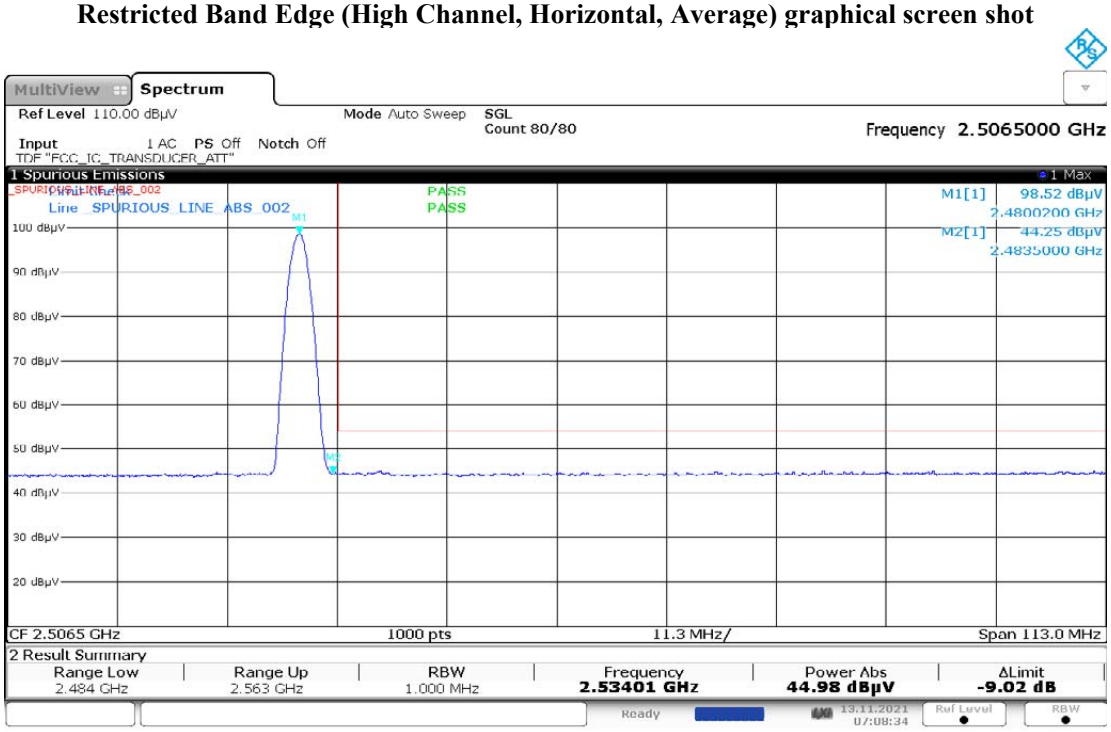

07:08:34 13.11.2021

Test: Bluetooth SAC Restricted Band Edge
Model Number: AAH56RDN9RA1AN S/N: 871TXVC351 EMC SR ID#: 20392-EMC-00107
Battery: PMNN4489B Accessory: PMAE4079A
Test Channel: Low Test Frequency: 2402.0000 MHz Test Standard: ANSI C63.10-2013 Worst Case Plane: Y-Plane (BT LE 2M)

Restricted Band Edge (Low Channel) tabular data

Vertical Radiated Emission Result										
Spur Freq (MHz)	Spur level QPK (dBµV/m)	Spur level PK (dBµV/m)	Spur level AV (dBµV/m)	Limit QPK (dBµV/m)	Limit PK (dBµV/m)	Limit AV (dBµV/m)	Margin QPK (dBµV/m)	Margin PK (dBµV/m)	Margin AV (dBµV/m)	Carrier PK Power (dBµV/m)
2390.0000	-	53.1228	43.7111	-	74.0000	54.0000	-	-20.8772	-10.2889	-
Horizontal Radiated Emission Result										
2390.0000	-	53.4958	43.4884	-	74.0000	54.0000	-	-20.5042	-10.5116	-

Remarks: Pass Result	Marginal Result	Fail Result

Temperature (degC): 23.9 **Humidity (%): 68.7**
Test Performed by: Nazrin&Qawiman **Test Date: Tue, 16 Nov, 2021**
System MU: 5.84 dB

Restricted Band Edge (Low Channel, Vertical, Peak) graphical screen shot

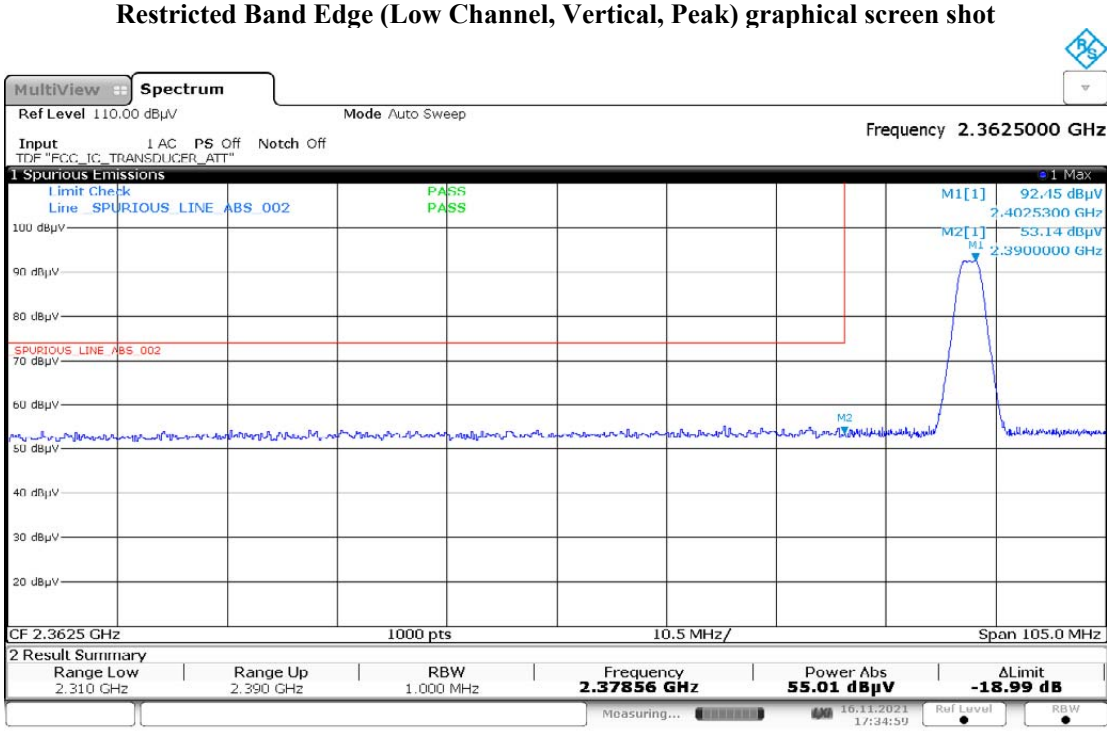

17:35:00 16.11.2021

Restricted Band Edge (Low Channel, Horizontal, Peak) graphical screen shot

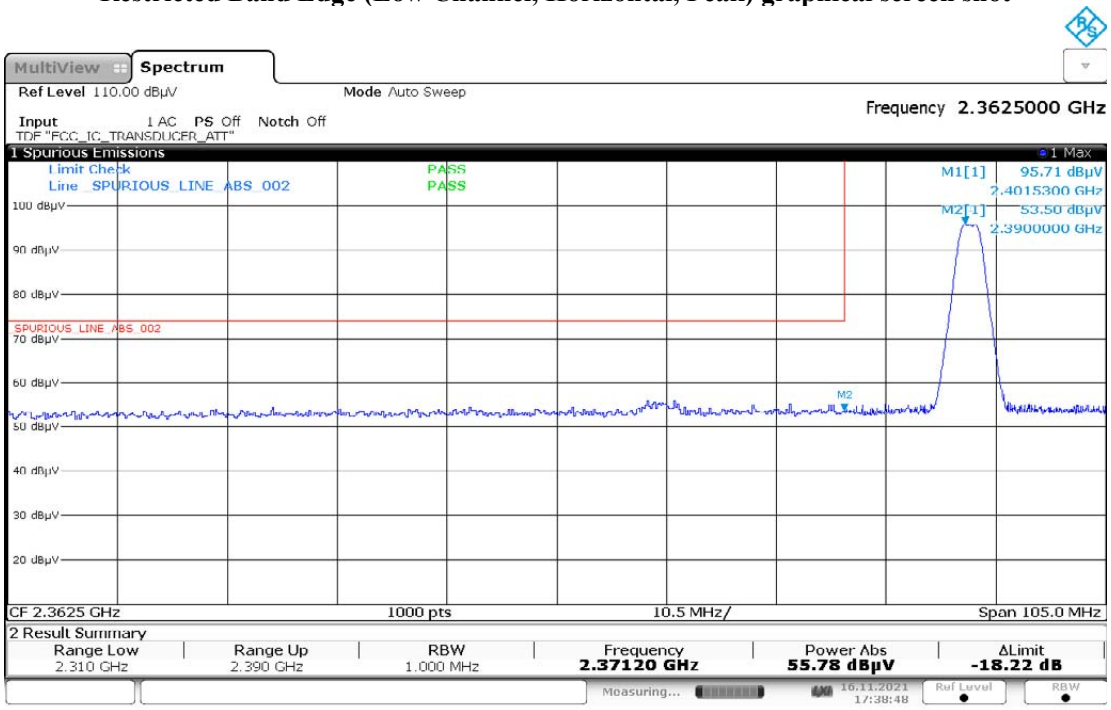

17:38:49 16.11.2021

Restricted Band Edge (Low Channel, Vertical, Average) graphical screen shot

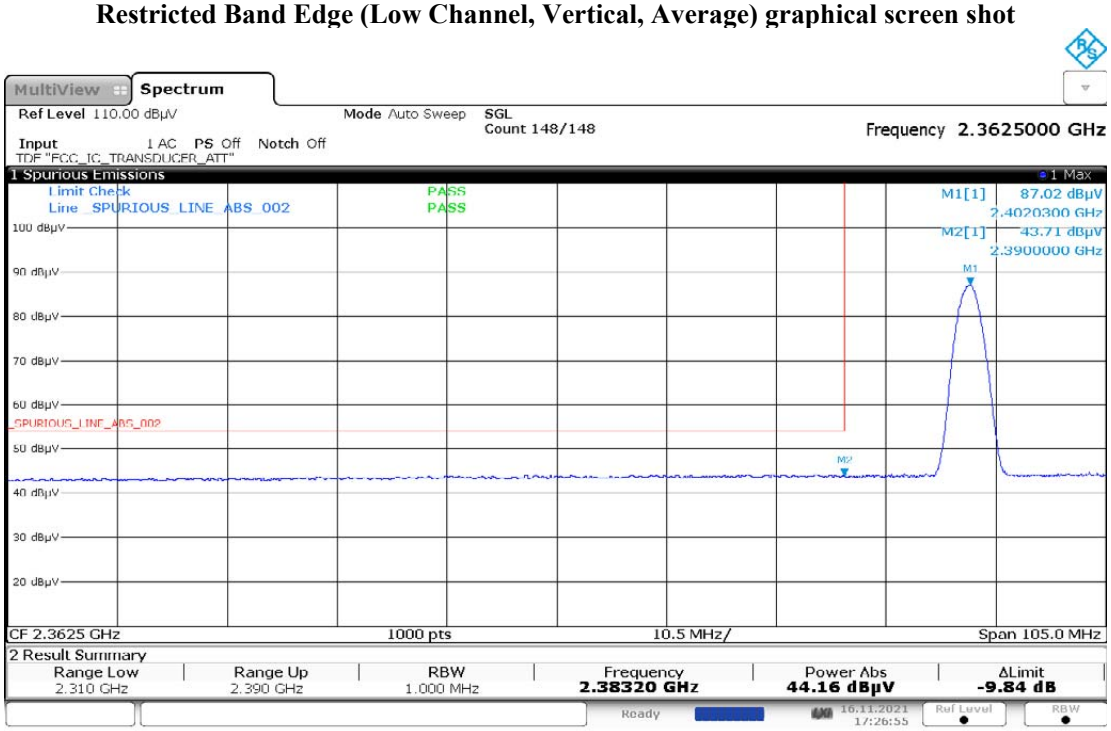

17:26:55 16.11.2021

Restricted Band Edge (Low Channel, Horizontal, Average) graphical screen shot

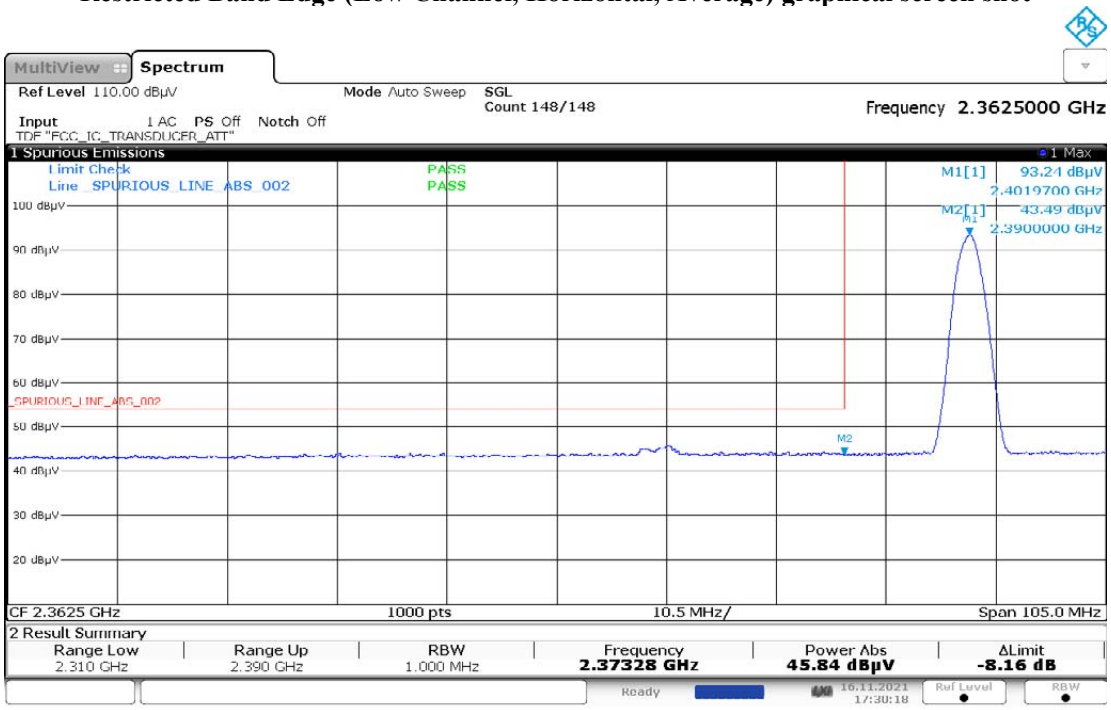

17:30:19 16.11.2021

Test: Bluetooth SAC Restricted Band Edge
Model Number: AAH56RDN9RA1AN S/N: 871TXVC351 EMC SR ID#: 20392-EMC-00107
Battery: PMNN4489B Accessory: PMAE4079A
Test Channel: High Test Frequency: 2480.0000 MHz Test Standard: ANSI C63.10-2013 Worst Case Plane: Y-Plane (BT LE 2M)

Restricted Band Edge (High Channel) tabular data

Vertical Radiated Emission Result										
Spur Freq (MHz)	Spur level QPK (dBµV/m)	Spur level PK (dBµV/m)	Spur level AV (dBµV/m)	Limit QPK (dBµV/m)	Limit PK (dBµV/m)	Limit AV (dBµV/m)	Margin QPK (dBµV/m)	Margin PK (dBµV/m)	Margin AV (dBµV/m)	Carrier PK Power (dBµV/m)
2483.5000	-	54.0971	45.2968	-	74.0000	54.0000	-	-19.9029	-8.7032	-
Horizontal Radiated Emission Result										
2483.5000	-	54.4001	45.2968	-	74.0000	54.0000	-	-19.5999	-8.7032	-

Remarks: Pass Result	Marginal Result	Fail Result

Temperature (degC): 23.9 **Humidity (%): 68.7**
Test Performed by: Nazrin&Qawiman **Test Date: Tue, 16 Nov, 2021**
System MU: 5.84 dB

Restricted Band Edge (High Channel, Vertical, Peak) graphical screen shot

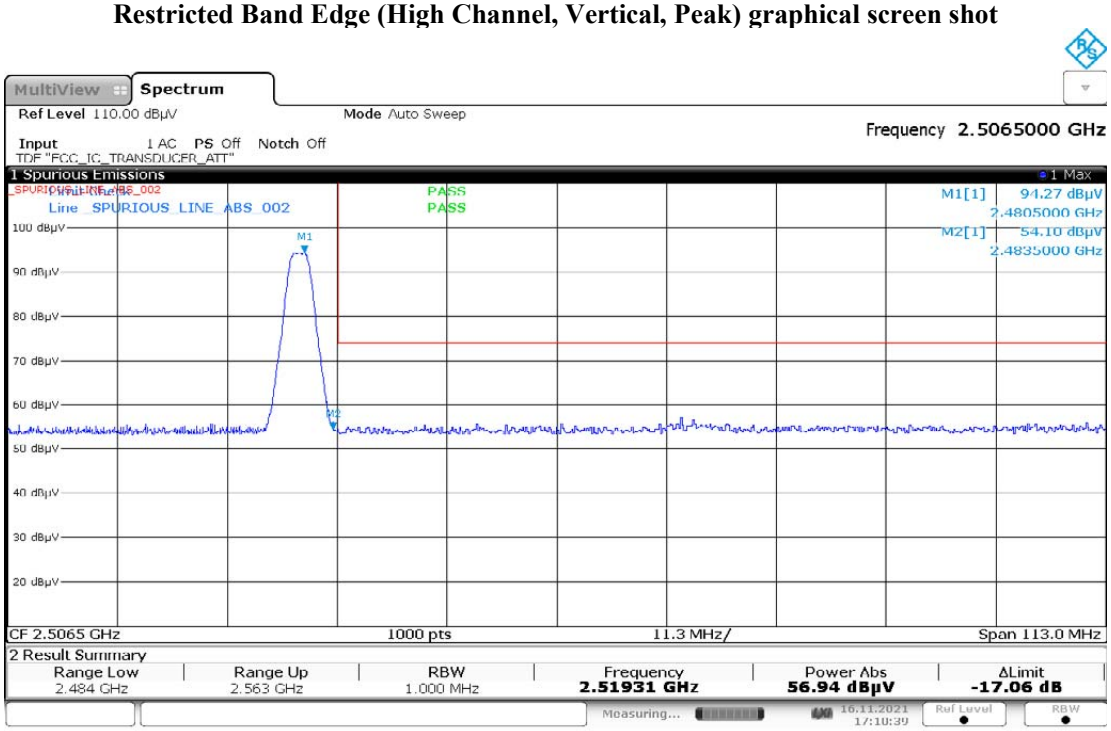

17:10:39 16.11.2021

Restricted Band Edge (High Channel, Horizontal, Peak) graphical screen shot

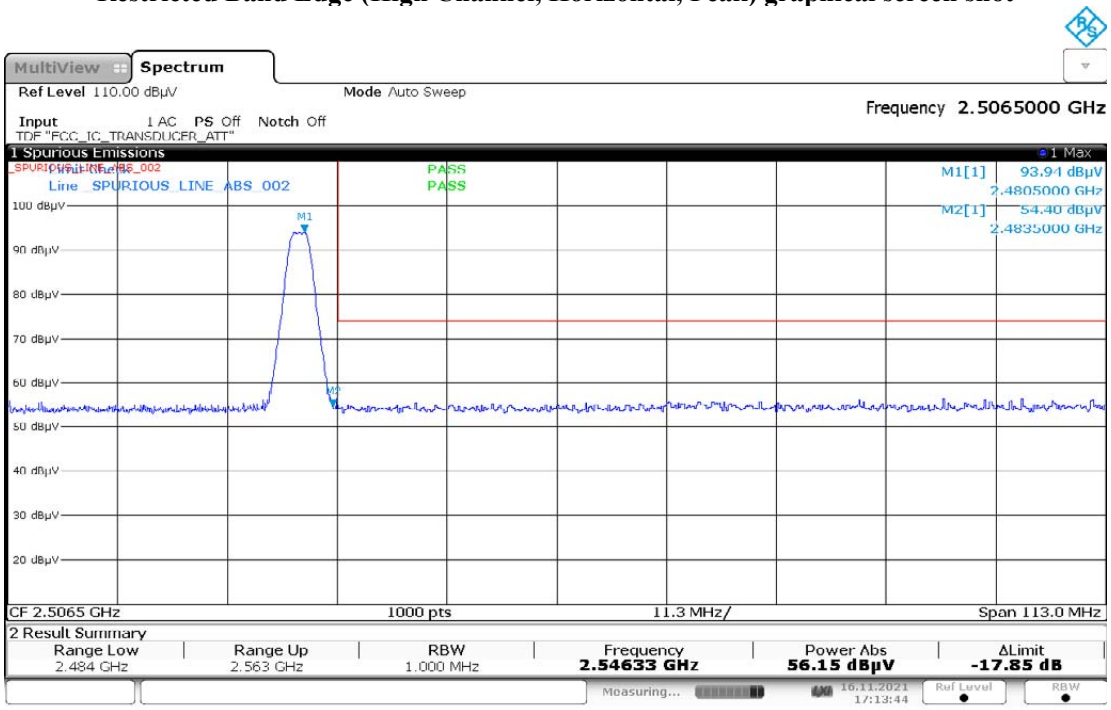

17:13:44 16.11.2021

Restricted Band Edge (High Channel, Vertical, Average) graphical screen shot

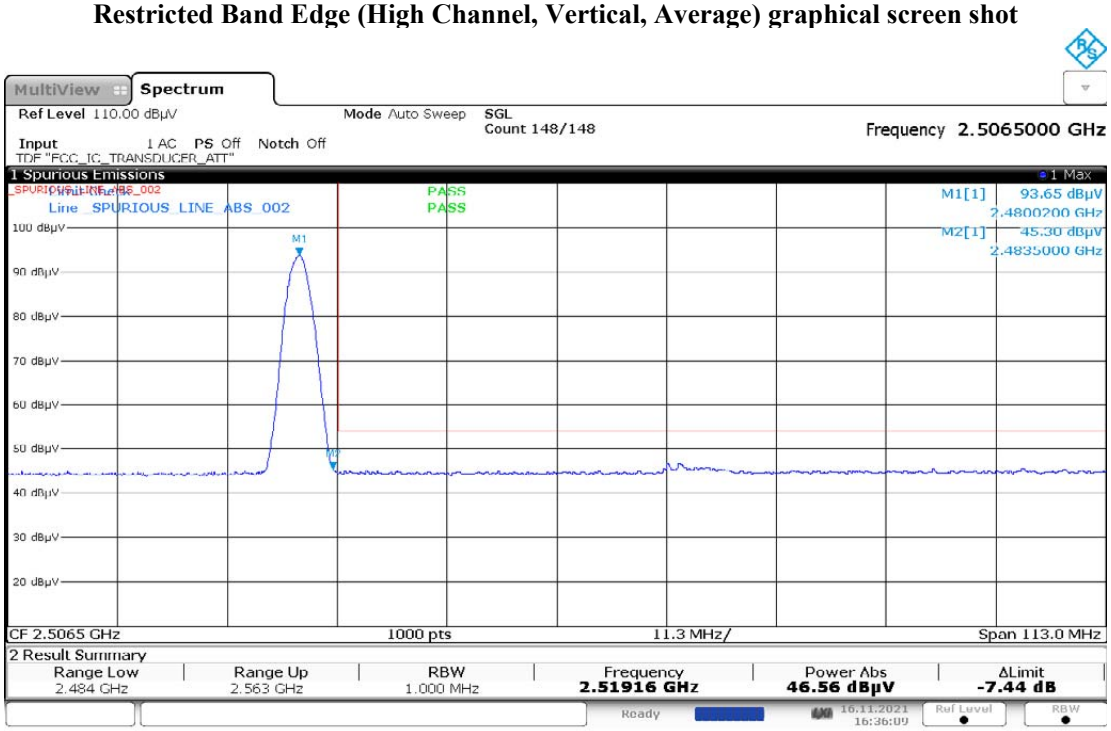

16:36:10 16.11.2021

Restricted Band Edge (High Channel, Horizontal, Average) graphical screen shot

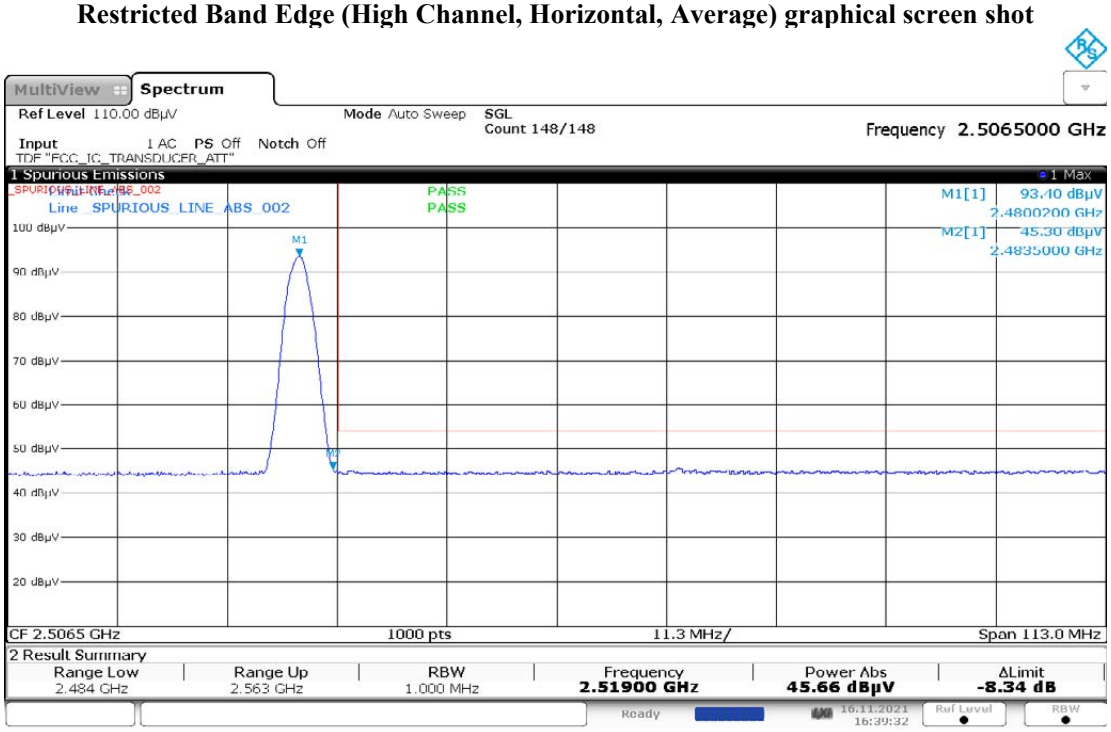

16:39:33 16.11.2021

Test: Bluetooth SAC Transmitter Radiated Emission
Model#: AAH56RDN9RA1AN S/N: 871TXVC351 EMC SR ID#: 20392-EMC-00107
Battery: PMNN4489B Accessory: PMAE4079A
Test Channel: Low Test Frequency: 2402.0000 MHz Test Standard: ANSI C63.10-2013
Worst Case Plane: Y-Plane (BT LE 1M)

Radiated Emission (Low Channel) tabular data

Vertical Radiated Emission Result										
Spur Freq (MHz)	Spur level QPK (dBµV/m)	Spur level PK (dBµV/m)	Spur level AV (dBµV/m)	Limit QPK (dBµV/m)	Limit PK (dBµV/m)	Limit AV (dBµV/m)	Margin QPK (dBµV/m)	Margin PK (dBµV/m)	Margin AV (dBµV/m)	Carrier PK Power (dBµV/m)
4804	-	50.8399**	-	-	74.0	-	-	23.1601	-	-
7206	-	55.4763**	-	-	80.5609	-	-	25.0846	-	100.5609
9608	-	56.2948**	-	-	80.5609	-	-	24.2661	-	100.5609
12010	-	60.4024**	50.7501**	-	74.0	54.0	-	13.5976	3.2499	-
14412	-	60.0268**	-	-	80.5609	-	-	20.5341	-	100.5609
16814	-	60.0739**	-	-	80.5609	-	-	20.4870	-	100.5609
19216	-	33.3325**	-	-	74.0	-	-	40.6675	-	-
21618	-	35.0446**	-	-	80.5609	-	-	45.5163	-	100.5609
24020	-	35.9813**	-	-	80.5609	-	-	44.5796	-	100.5609
Horizontal Radiated Emission Result										
4804	-	48.8914**	-	-	74.0	-	-	25.1086	-	-
7206	-	53.4687**	-	-	80.5609	-	-	27.0742	-	100.5609
9608	-	56.1332**	-	-	80.5609	-	-	24.4277	-	100.5609
12010	-	60.4177**	50.7496**	-	74.0	54.0	-	13.5823	3.2504	-
14412	-	60.5586**	-	-	80.5609	-	-	20.0023	-	100.5609
16814	-	60.5690**	-	-	80.5609	-	-	19.9649	-	100.5609
19216	-	34.7197**	-	-	74.0	-	-	39.2803	-	-
21618	-	36.8056**	-	-	80.5609	-	-	43.7553	-	100.5609
24020	-	35.9138**	-	-	80.5609	-	-	44.6471	-	100.5609

Remarks: Pass Result	Marginal Result	Fail Result

Temperature (degC): 23.3 Humidity (%): 70.6
Test Performed by: Nazrin&Qawiman Test Date: Sun, 14 Nov, 2021
System MU: 5.88 dB (30-1000MHz), 5.84 dB (1000-18000MHz), 6.02 dB (18000MHz-40000MHz)

Remarks: ** Indicates the spurious emission could not be detected due to noise limitations or ambient.
***Pursuant to CFR 47 Part 2.1057 (c), emissions attenuated more than 20 dB below the permissible limit are not reported.**

VERTICAL, QPK

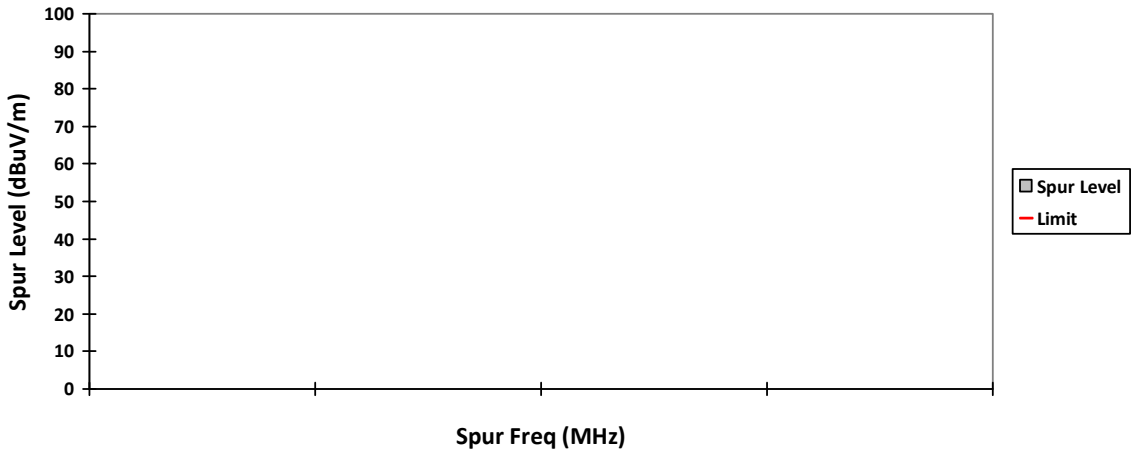

HORIZONTAL, QPK

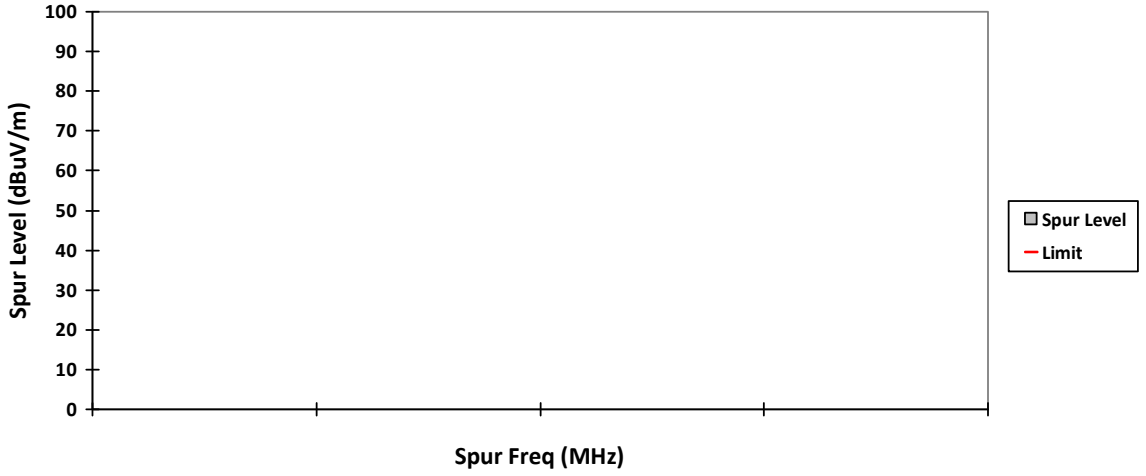

VERTICAL, PK

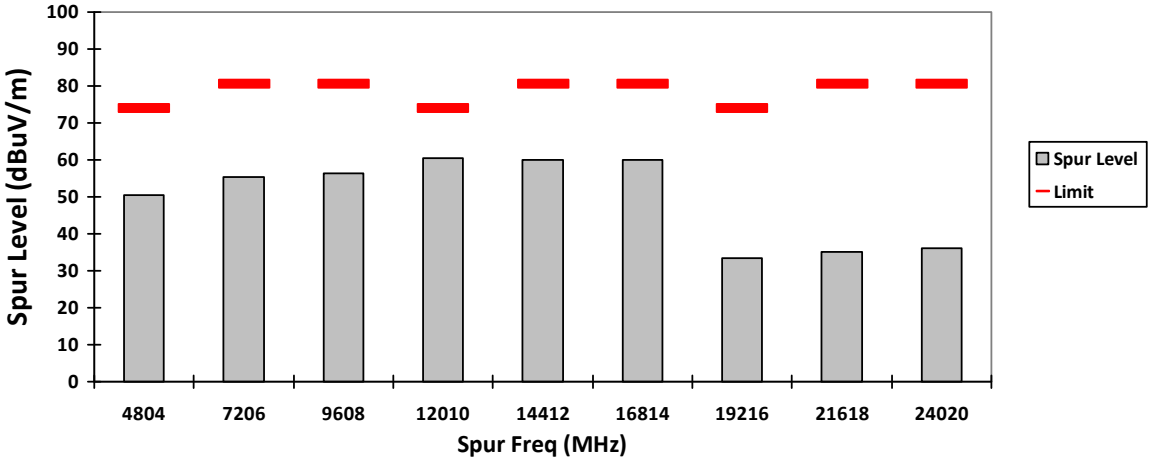

HORIZONTAL, PK

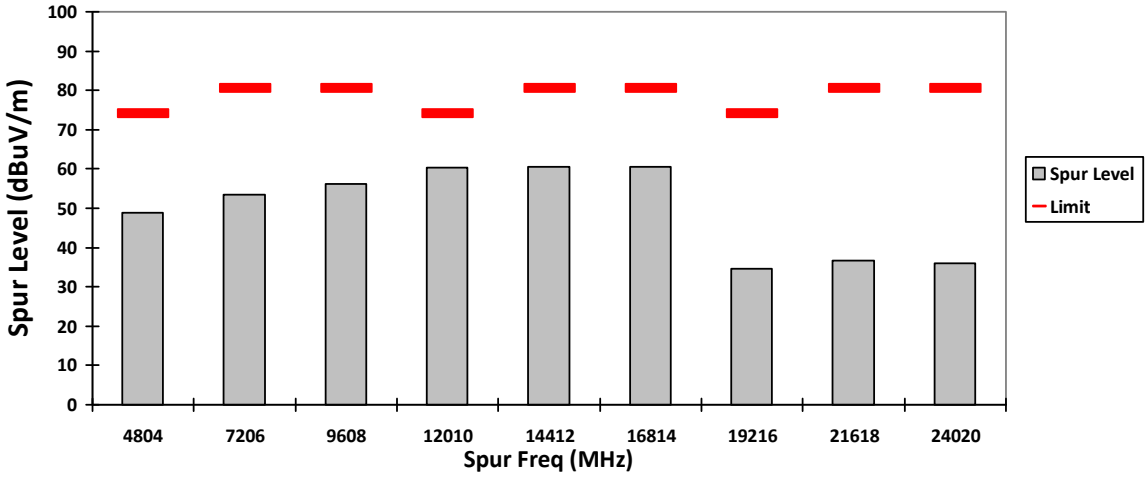

VERTICAL, AV

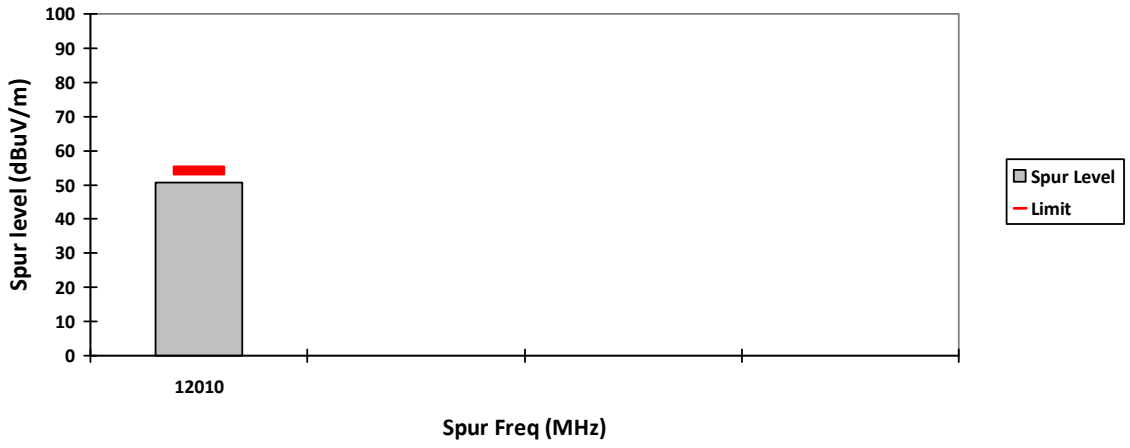

HORIZONTAL, AV

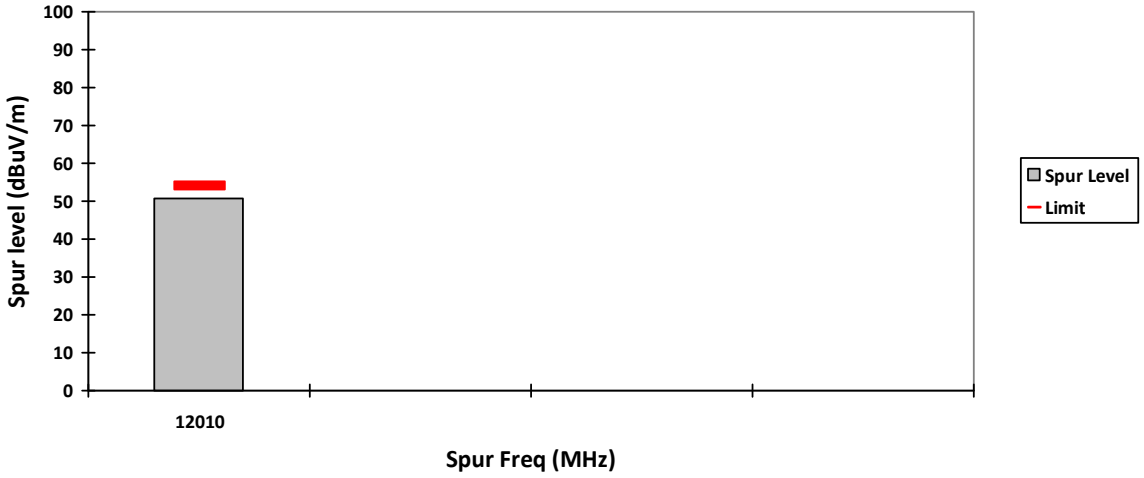

Test: Bluetooth SAC Transmitter Radiated Emission
Model#: AAH56RDN9RA1AN S/N: 871TXVC351 EMC SR ID#: 20392-EMC-00107
Battery: PMNN4489B Accessory: PMAE4079A
Test Channel: Mid Test Frequency: 2440.0000 MHz Test Standard: ANSI C63.10-2013
Worst Case Plane: Y-Plane (BT LE 1M)

Radiated Emission (Mid Channel) tabular data

Vertical Radiated Emission Result										
Spur Freq (MHz)	Spur level QPK (dBµV/m)	Spur level PK (dBµV/m)	Spur level AV (dBµV/m)	Limit QPK (dBµV/m)	Limit PK (dBµV/m)	Limit AV (dBµV/m)	Margin QPK (dBµV/m)	Margin PK (dBµV/m)	Margin AV (dBµV/m)	Carrier PK Power (dBµV/m)
4880	-	48.7115**	-	-	74.0	-	-	25.2885	-	-
7320	-	53.4412**	-	-	74.0	-	-	20.5588	-	-
9760	-	56.5653**	-	-	80.5609	-	-	23.9956	-	100.5609
12200	-	60.0460**	50.7751**	-	74.0	54.0	-	13.9540	3.2249	-
14640	-	62.6918**	-	-	80.5609	-	-	17.8691	-	100.5609
17080	-	62.5443**	-	-	80.5609	-	-	18.0166	-	100.5609
19520	-	33.1928**	-	-	74.0	-	-	40.8072	-	-
21960	-	40.6811**	-	-	80.5609	-	-	39.8798	-	100.5609
24400	-	37.2420**	-	-	80.5609	-	-	43.3189	-	100.5609
Horizontal Radiated Emission Result										
4880	-	49.2324**	-	-	74.0	-	-	24.7676	-	-
7320	-	53.7233**	-	-	74.0	-	-	20.2767	-	-
9760	-	57.7698**	-	-	80.5609	-	-	22.7911	-	100.5609
12200	-	60.0460**	50.7751**	-	74.0	54.0	-	13.9540	3.2249	-
14640	-	61.5659**	-	-	80.5609	-	-	18.9950	-	100.5609
17080	-	61.3490**	-	-	80.5609	-	-	19.2119	-	100.5609
19520	-	33.0711**	-	-	74.0	-	-	40.9289	-	-
21960	-	38.3275**	-	-	80.5609	-	-	42.2334	-	100.5609
24400	-	37.0669**	-	-	80.5609	-	-	43.4940	-	100.5609

Remarks: Pass Result	Marginal Result	Fail Result

Temperature (degC): 23.3 Humidity (%): 70.6
Test Performed by: Nazrin&Qawiman Test Date: Sun, 14 Nov, 2021
System MU: 5.88 dB (30-1000MHz), 5.84 dB (1000-18000MHz), 6.02 dB (18000MHz-40000MHz)

Remarks: ** Indicates the spurious emission could not be detected due to noise limitations or ambient.
***Pursuant to CFR 47 Part 2.1057 (c), emissions attenuated more than 20 dB below the permissible limit are not reported.**

VERTICAL, QPK

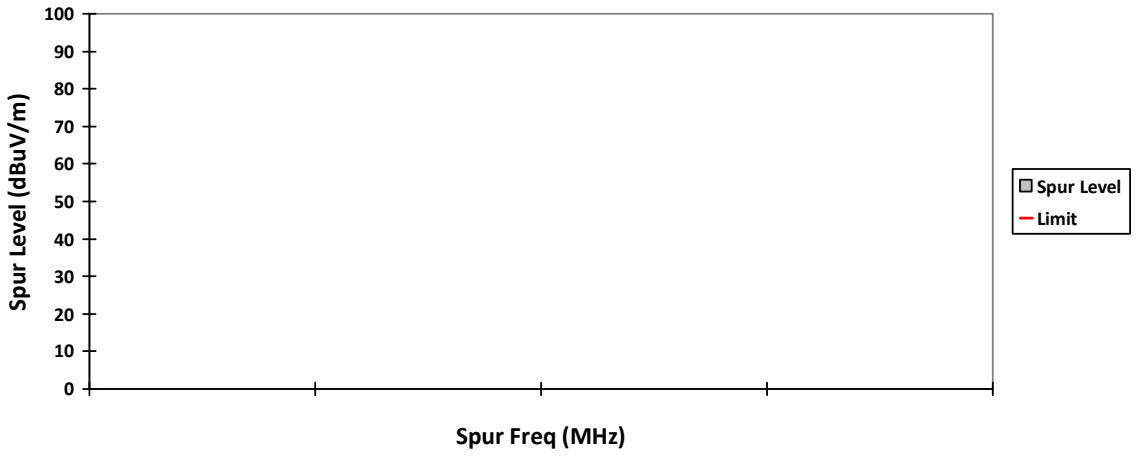

HORIZONTAL, QPK

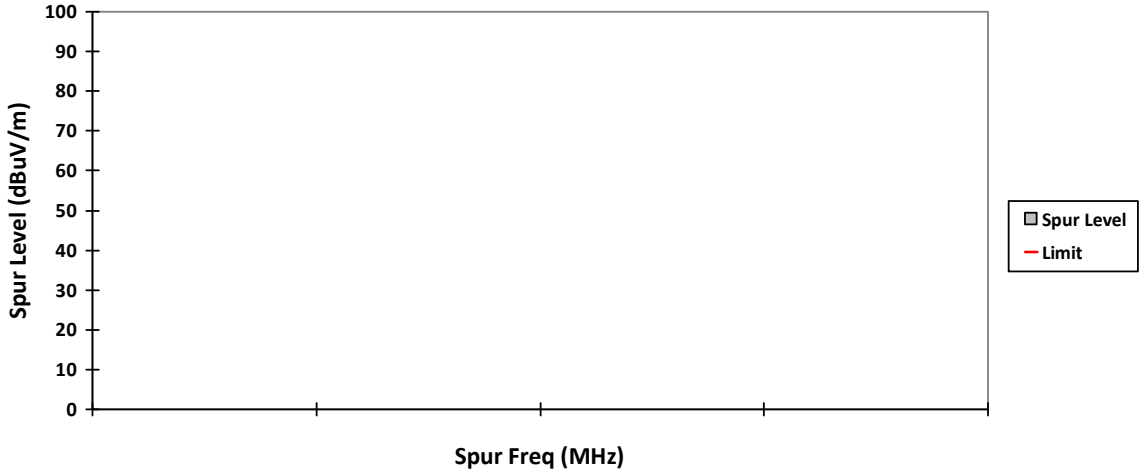

VERTICAL, PK

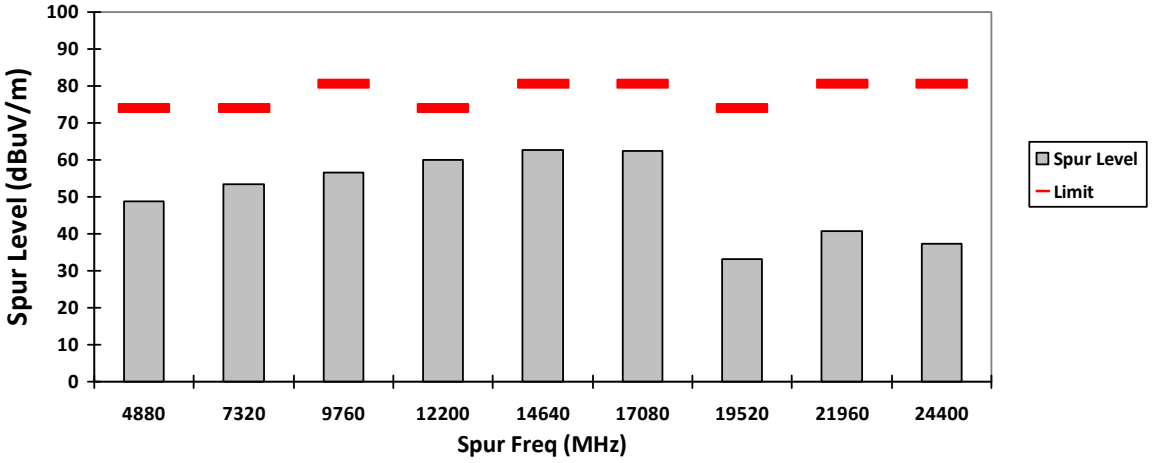

HORIZONTAL, PK

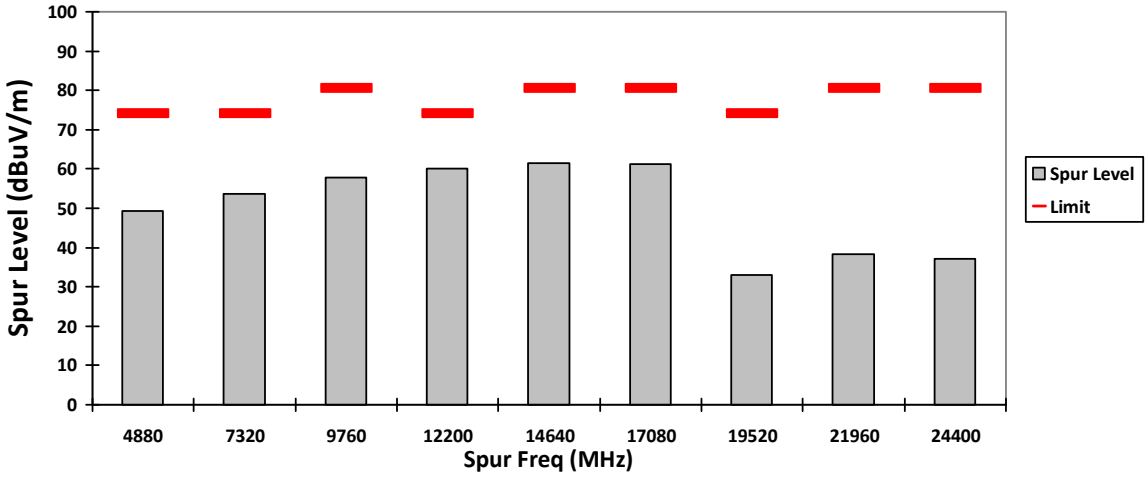

VERTICAL, AV

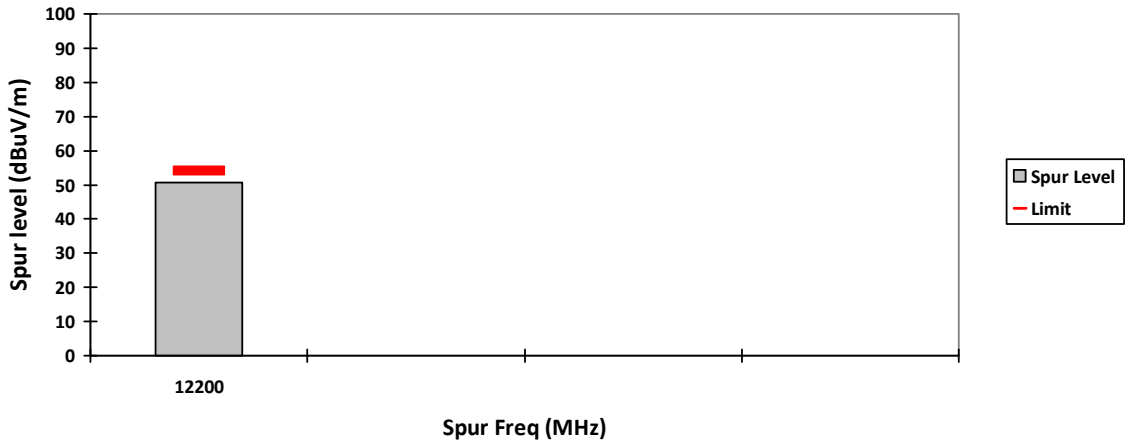

HORIZONTAL, AV

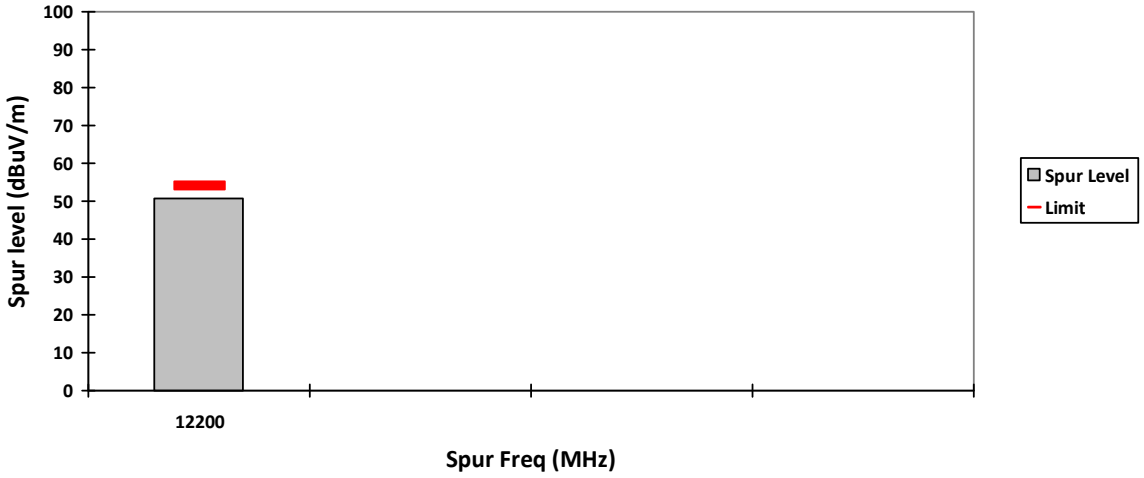

Test: Bluetooth SAC Transmitter Radiated Emission
Model#: AAH56RDN9RA1AN S/N: 871TXVC351 EMC SR ID#: 20392-EMC-00107
Battery: PMNN4489B Accessory: PMAE4079A
Test Channel: High Test Frequency: 2480.0000 MHz Test Standard: ANSI C63.10-2013
Worst Case Plane: Y-Plane (BT LE 1M)

Radiated Emission (High Channel) tabular data

Vertical Radiated Emission Result										
Spur Freq (MHz)	Spur level QPK (dBµV/m)	Spur level PK (dBµV/m)	Spur level AV (dBµV/m)	Limit QPK (dBµV/m)	Limit PK (dBµV/m)	Limit AV (dBµV/m)	Margin QPK (dBµV/m)	Margin PK (dBµV/m)	Margin AV (dBµV/m)	Carrier PK Power (dBµV/m)
4960	-	48.7311**	-	-	74.0	-	-	25.2689	-	-
7440	-	53.4346**	-	-	74.0	-	-	20.5654	-	-
9920	-	55.9465**	-	-	80.5609	-	-	24.6144	-	100.5609
12400	-	61.7804**	51.3554**	-	74.0	54.0	-	12.2196	2.6446	-
14880	-	62.9789**	-	-	80.5609	-	-	17.5820	-	100.5609
17360	-	63.1802**	-	-	80.5609	-	-	17.3807	-	100.5609
19840	-	34.4262**	-	-	74.0	-	-	39.5738	-	-
22320	-	36.8753**	-	-	74.0	-	-	37.1247	-	-
24800	-	38.6393**	-	-	80.5609	-	-	41.9216	-	100.5609
Horizontal Radiated Emission Result										
4960	-	49.2456**	-	-	74.0	-	-	24.7544	-	-
7440	-	53.0113**	-	-	74.0	-	-	20.9887	-	-
9920	-	57.3220**	-	-	80.5609	-	-	23.2389	-	100.5609
12400	-	60.6149**	51.3552**	-	74.0	54.0	-	13.3851	2.6448	-
14880	-	60.5456**	-	-	80.5609	-	-	20.0153	-	100.5609
17360	-	62.4087**	-	-	80.5609	-	-	18.1522	-	100.5609
19840	-	33.1340**	-	-	74.0	-	-	40.8660	-	-
22320	-	36.0148**	-	-	74.0	-	-	37.9852	-	-
24800	-	39.9393**	-	-	80.5609	-	-	40.6216	-	100.5609

Remarks: Pass Result	Marginal Result	Fail Result

Temperature (degC): 23.3 Humidity (%): 70.6
Test Performed by: Nazrin&Qawiman Test Date: Sun, 14 Nov, 2021
System MU: 5.88 dB (30-1000MHz), 5.84 dB (1000-18000MHz), 6.02 dB (18000MHz-40000MHz)

Remarks: ** Indicates the spurious emission could not be detected due to noise limitations or ambient.
***Pursuant to CFR 47 Part 2.1057 (c), emissions attenuated more than 20 dB below the permissible limit are not reported.**

VERTICAL, QPK

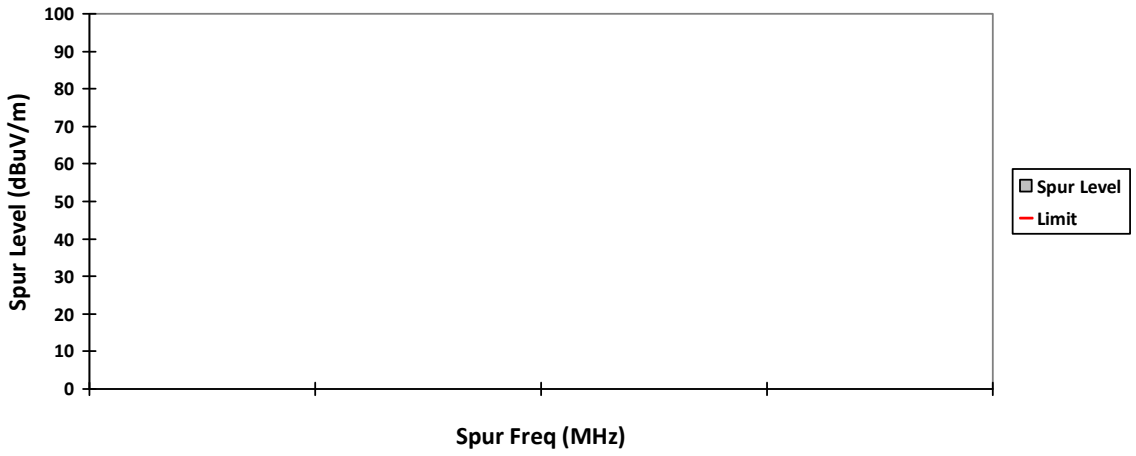

HORIZONTAL, QPK

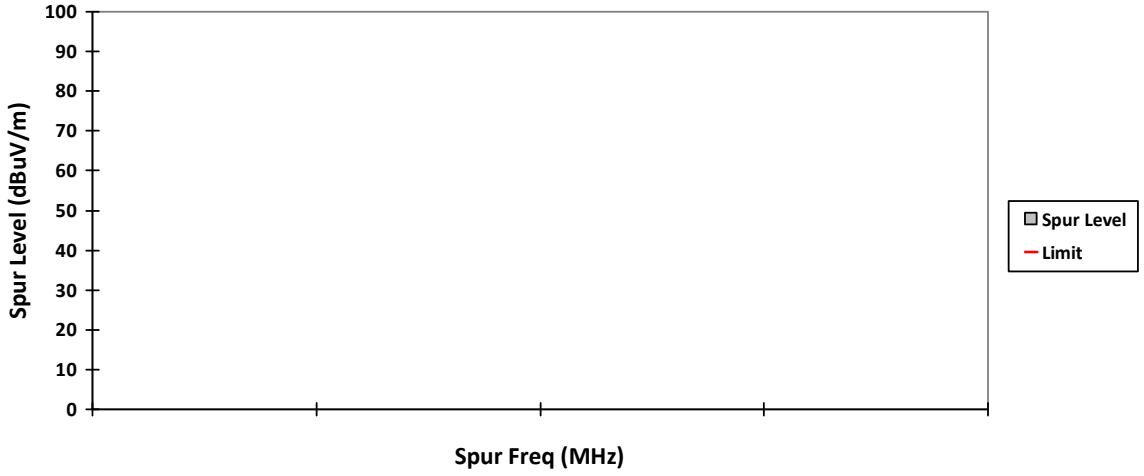

VERTICAL, PK

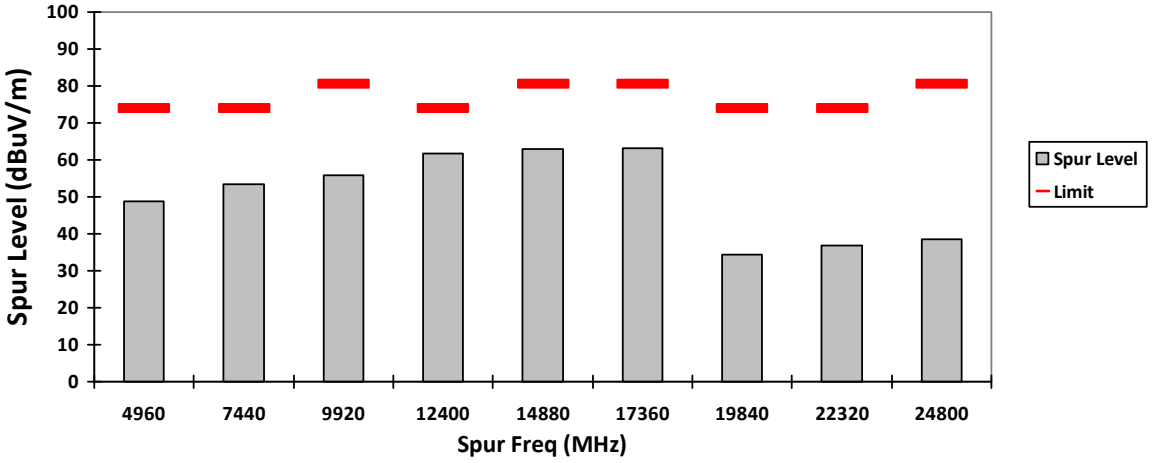

HORIZONTAL, PK

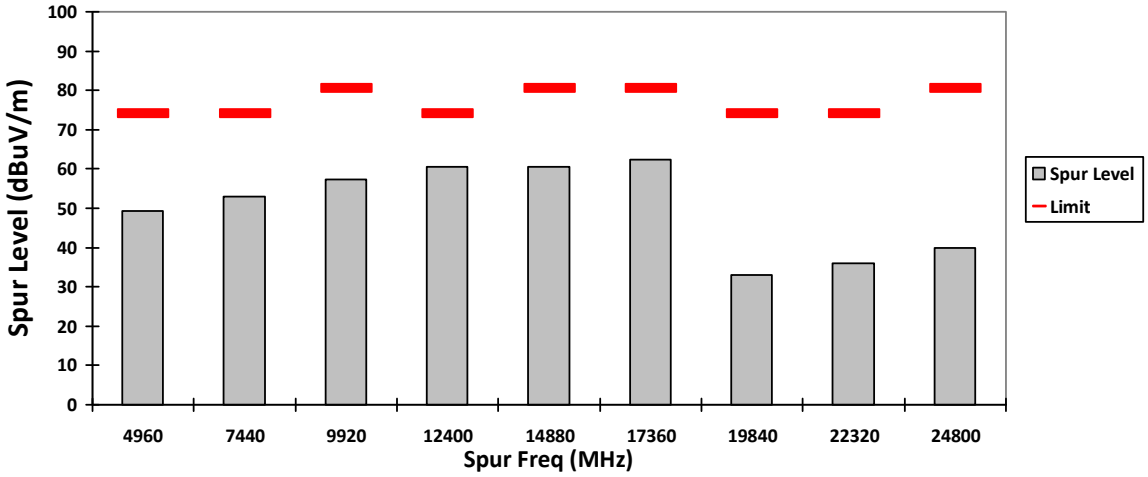

VERTICAL, AV

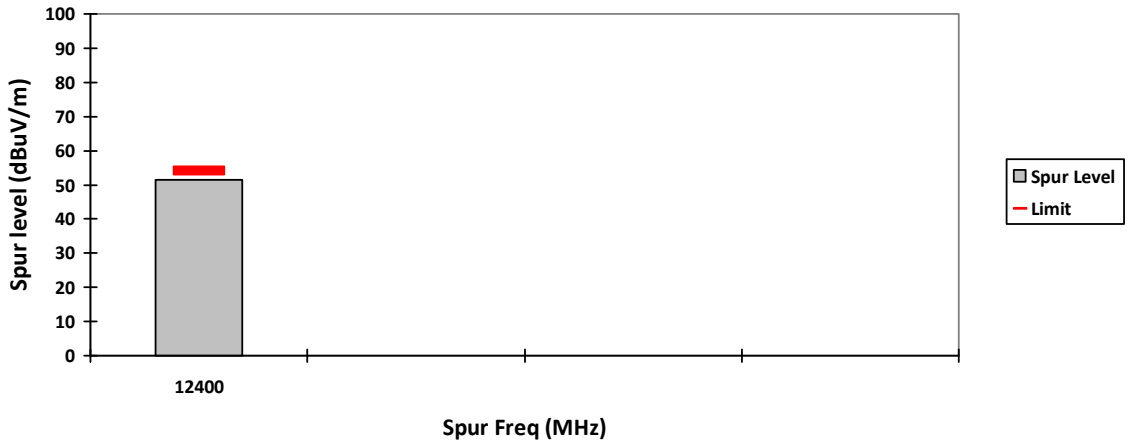

HORIZONTAL, AV

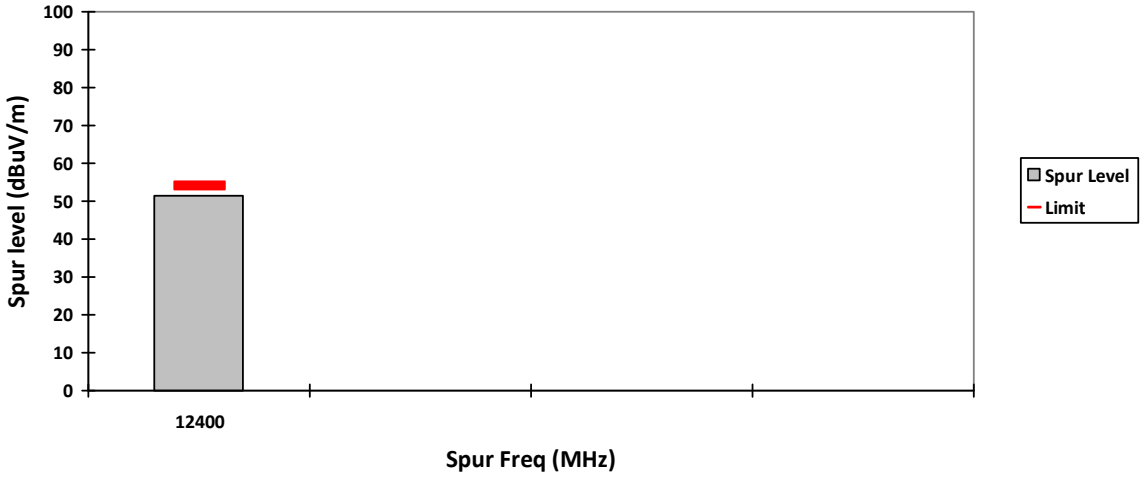

Test: Bluetooth SAC Transmitter Radiated Emission
Model#: AAH56RDN9RA1AN S/N: 871TXVC351 EMC SR ID#: 20392-EMC-00107
Battery: PMNN4489B Accessory: PMAE4079A
Test Channel: Low Test Frequency: 2402.0000 MHz Test Standard: ANSI C63.10-2013
Worst Case Plane: Y-Plane (BT LE 2M)

Radiated Emission (Low Channel) tabular data

Vertical Radiated Emission Result										
Spur Freq (MHz)	Spur level QPK (dBµV/m)	Spur level PK (dBµV/m)	Spur level AV (dBµV/m)	Limit QPK (dBµV/m)	Limit PK (dBµV/m)	Limit AV (dBµV/m)	Margin QPK (dBµV/m)	Margin PK (dBµV/m)	Margin AV (dBµV/m)	Carrier PK Power (dBµV/m)
4804	-	49.2978**	-	-	74.0	-	-	24.7022	-	-
7206	-	53.2980**	-	-	81.0562	-	-	27.7582	-	101.0562
9608	-	56.4051**	-	-	81.0562	-	-	24.6511	-	101.0562
12010	-	60.9774**	51.3913**	-	74.0	54.0	-	13.0226	2.6087	-
14412	-	60.3677**	-	-	81.0562	-	-	20.6885	-	101.0562
16814	-	60.9580**	-	-	81.0562	-	-	20.0982	-	101.0562
19216	-	33.1014**	-	-	74.0	-	-	40.8986	-	-
21618	-	36.2966**	-	-	81.0562	-	-	44.7596	-	101.0562
24020	-	35.3125**	-	-	81.0562	-	-	45.7437	-	101.0562
Horizontal Radiated Emission Result										
4804	-	49.6669**	-	-	74.0	-	-	24.3331	-	-
7206	-	54.6521**	-	-	81.0562	-	-	26.4041	-	101.0562
9608	-	57.3377**	-	-	81.0562	-	-	23.7185	-	101.0562
12010	-	60.6631**	51.2378**	-	74.0	54.0	-	13.3369	2.7622	-
14412	-	60.2246**	-	-	81.0562	-	-	20.8316	-	101.0562
16814	-	59.7119**	-	-	81.0562	-	-	21.3443	-	101.0562
19216	-	33.3331**	-	-	74.0	-	-	40.6669	-	-
21618	-	37.5622**	-	-	81.0562	-	-	43.4940	-	101.0562
24020	-	37.0988**	-	-	81.0562	-	-	43.9574	-	101.0562

Remarks: Pass Result	Marginal Result	Fail Result

Temperature (degC): 23.3 Humidity (%): 70.6
Test Performed by: Nazrin&Qawiman Test Date: Sun, 14 Nov, 2021
System MU: 5.88 dB (30-1000MHz), 5.84 dB (1000-18000MHz), 6.02 dB (18000MHz-40000MHz)

Remarks: ** Indicates the spurious emission could not be detected due to noise limitations or ambient.
***Pursuant to CFR 47 Part 2.1057 (c), emissions attenuated more than 20 dB below the permissible limit are not reported.**

VERTICAL, QPK

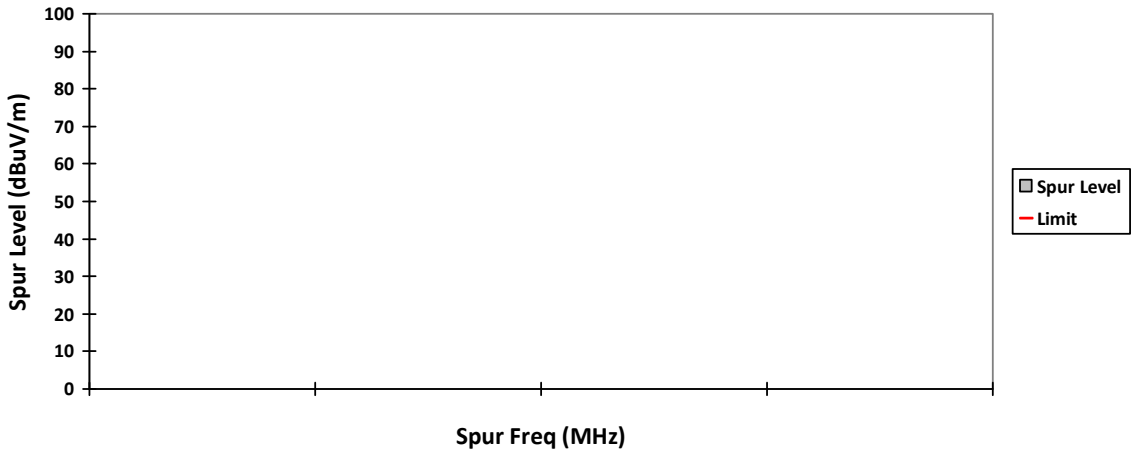

HORIZONTAL, QPK

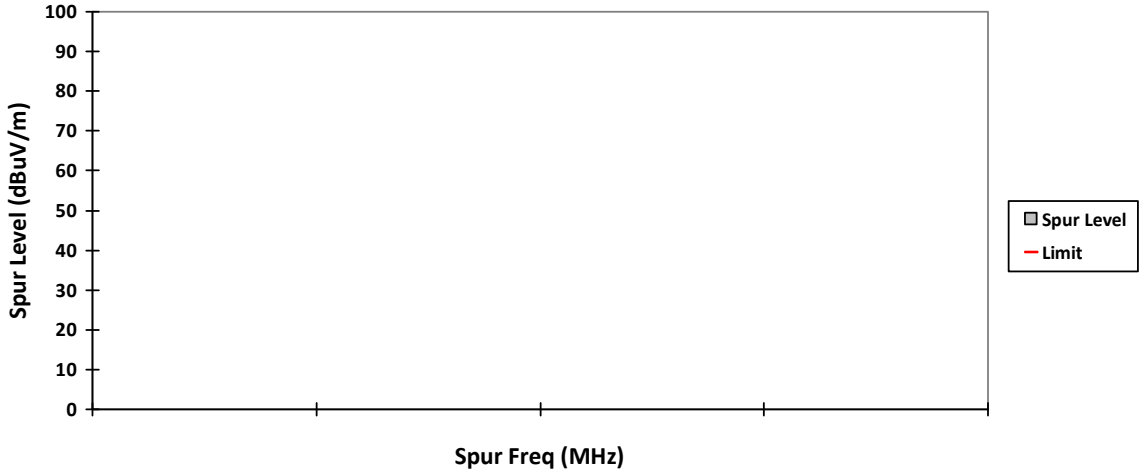

VERTICAL, PK

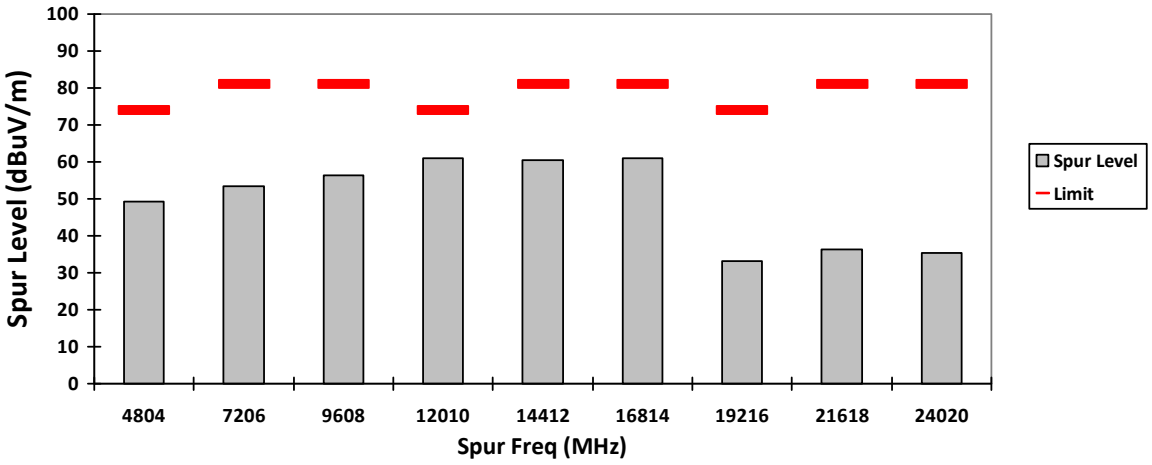

HORIZONTAL, PK

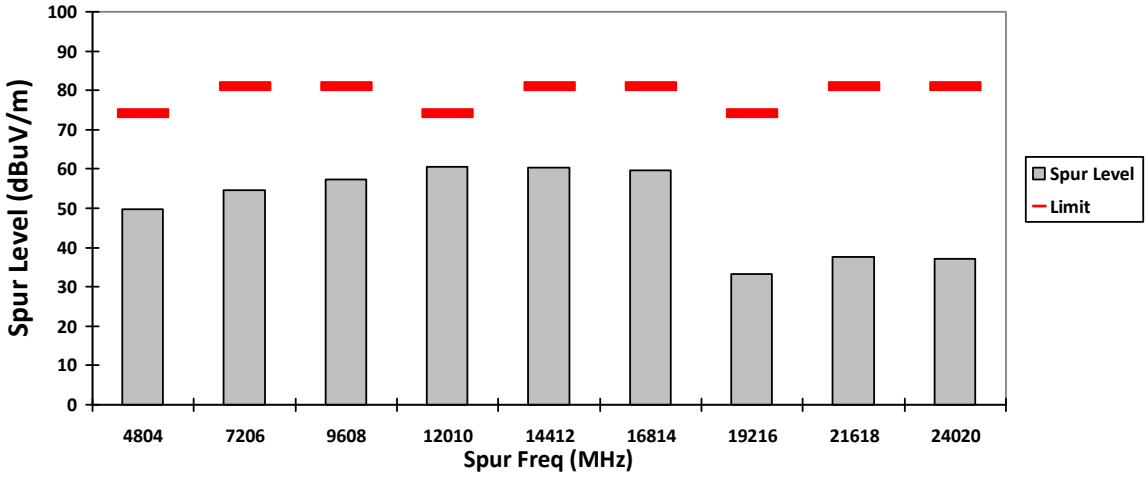

VERTICAL, AV

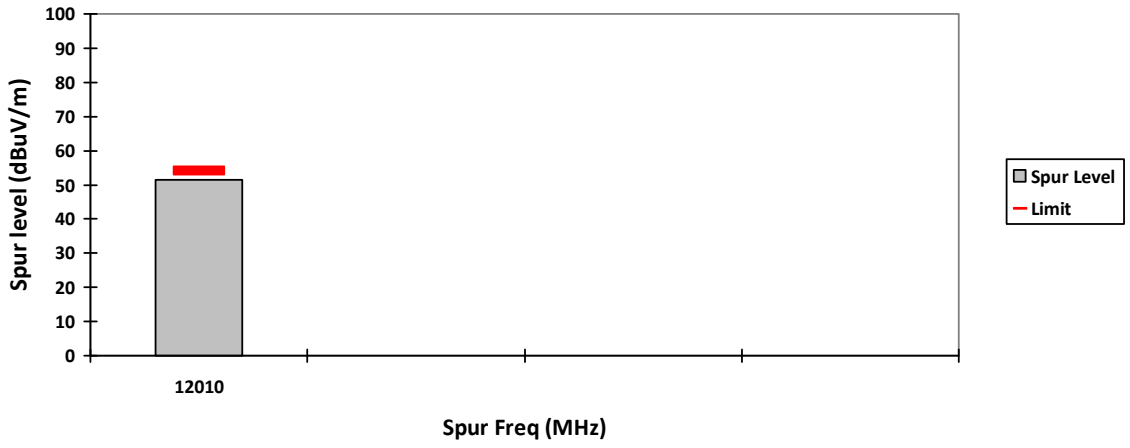

HORIZONTAL, AV

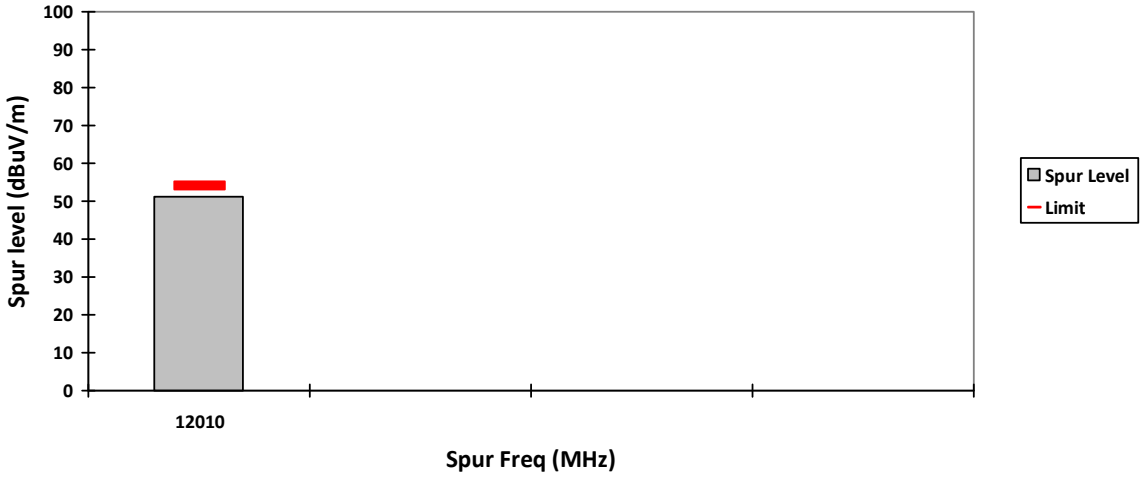

Test: Bluetooth SAC Transmitter Radiated Emission
Model#: AAH56RDN9RA1AN S/N: 871TXVC351 EMC SR ID#: 20392-EMC-00107
Battery: PMNN4489B Accessory: PMAE4079A
Test Channel: Mid Test Frequency: 2440.0000 MHz Test Standard: ANSI C63.10-2013
Worst Case Plane: Y-Plane (BT LE 2M)

Radiated Emission (Mid Channel) tabular data

Vertical Radiated Emission Result										
Spur Freq (MHz)	Spur level QPK (dBµV/m)	Spur level PK (dBµV/m)	Spur level AV (dBµV/m)	Limit QPK (dBµV/m)	Limit PK (dBµV/m)	Limit AV (dBµV/m)	Margin QPK (dBµV/m)	Margin PK (dBµV/m)	Margin AV (dBµV/m)	Carrier PK Power (dBµV/m)
4880	-	48.8374**	-	-	74.0	-	-	25.1626	-	-
7320	-	54.4320**	44.8624**	-	74.0	54.0	-	19.5680	9.1376	-
9760	-	56.7155**	-	-	81.0562	-	-	24.3407	-	101.0562
12200	-	60.7783**	51.1231**	-	74.0	54.0	-	13.2217	2.8769	-
14640	-	62.1752**	-	-	81.0562	-	-	18.8810	-	101.0562
17080	-	61.0440**	-	-	81.0562	-	-	20.0122	-	101.0562
19520	-	32.0314**	-	-	74.0	-	-	41.9686	-	-
21960	-	39.5390**	-	-	81.0562	-	-	41.5172	-	101.0562
24400	-	38.6296**	-	-	81.0562	-	-	42.4266	-	101.0562
Horizontal Radiated Emission Result										
4880	-	48.3447**	-	-	74.0	-	-	25.6553	-	-
7320	-	54.8046**	45.0760**	-	74.0	54.0	-	19.1954	8.9240	-
9760	-	56.4015**	-	-	81.0562	-	-	24.6547	-	101.0562
12200	-	60.1905**	51.1227**	-	74.0	54.0	-	13.8095	2.8773	-
14640	-	61.7982**	-	-	81.0562	-	-	19.2580	-	101.0562
17080	-	63.3515**	-	-	81.0562	-	-	17.7047	-	101.0562
19520	-	33.4942**	-	-	74.0	-	-	40.5058	-	-
21960	-	38.1081**	-	-	81.0562	-	-	42.9481	-	101.0562
24400	-	37.6677**	-	-	81.0562	-	-	43.3885	-	101.0562

Remarks: Pass Result	Marginal Result	Fail Result

Temperature (degC): 23.3 Humidity (%): 70.6
Test Performed by: Nazrin&Qawiman Test Date: Sun, 14 Nov, 2021
System MU: 5.88 dB (30-1000MHz), 5.84 dB (1000-18000MHz), 6.02 dB (18000MHz-40000MHz)

Remarks: ** Indicates the spurious emission could not be detected due to noise limitations or ambient.
***Pursuant to CFR 47 Part 2.1057 (c), emissions attenuated more than 20 dB below the permissible limit are not reported.**

VERTICAL, QPK

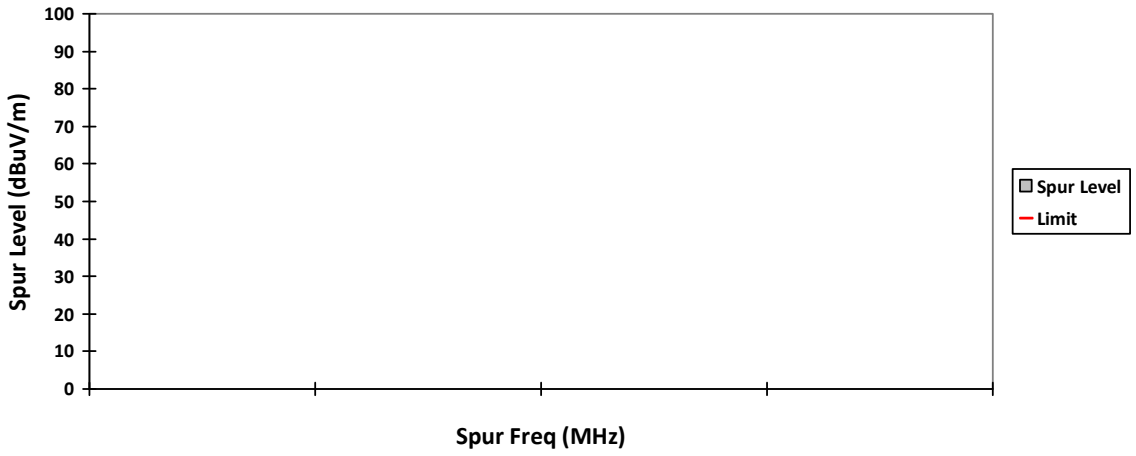

HORIZONTAL, QPK

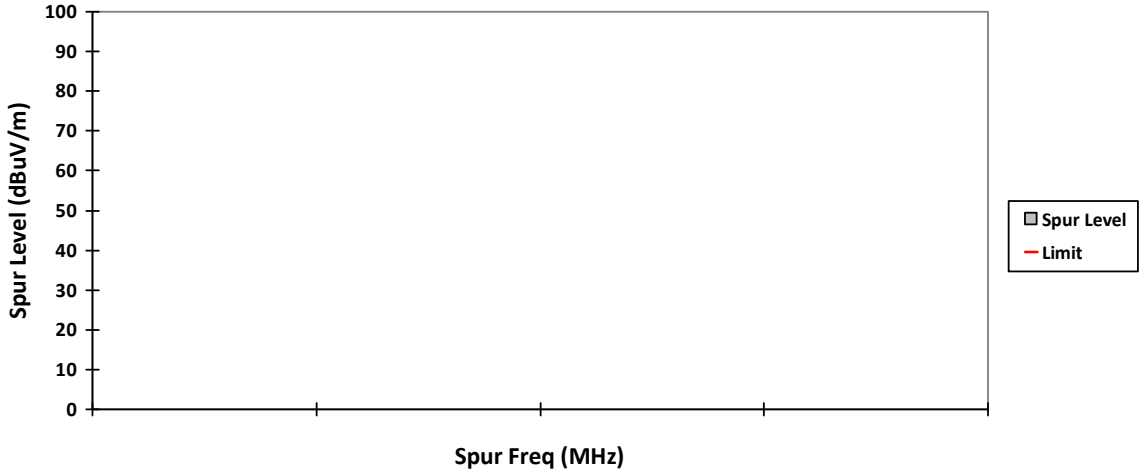

VERTICAL, PK

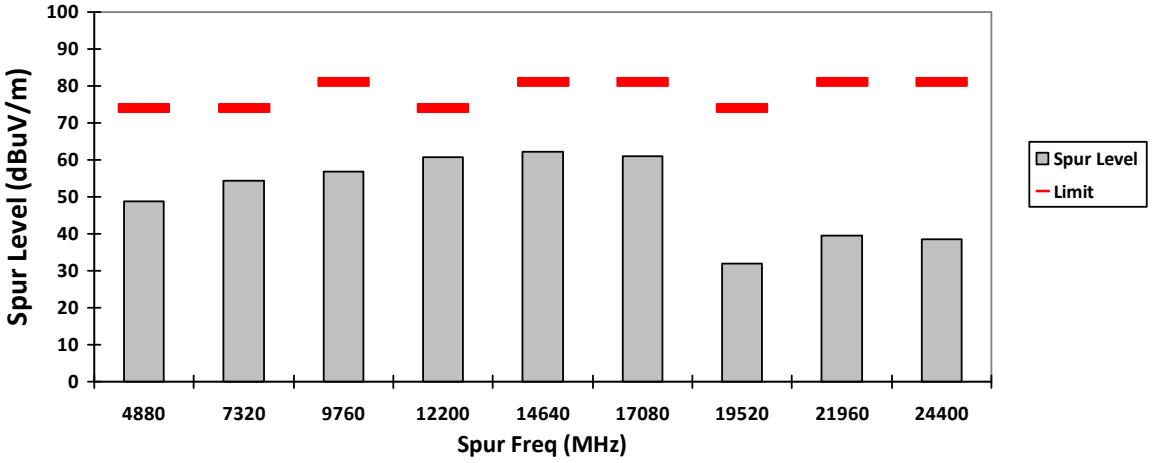

HORIZONTAL, PK

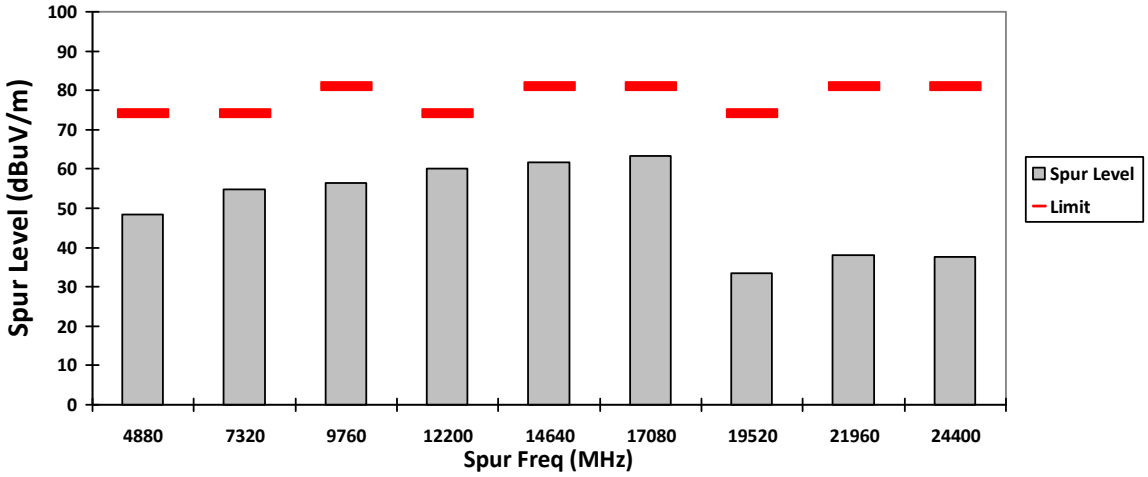

VERTICAL, AV

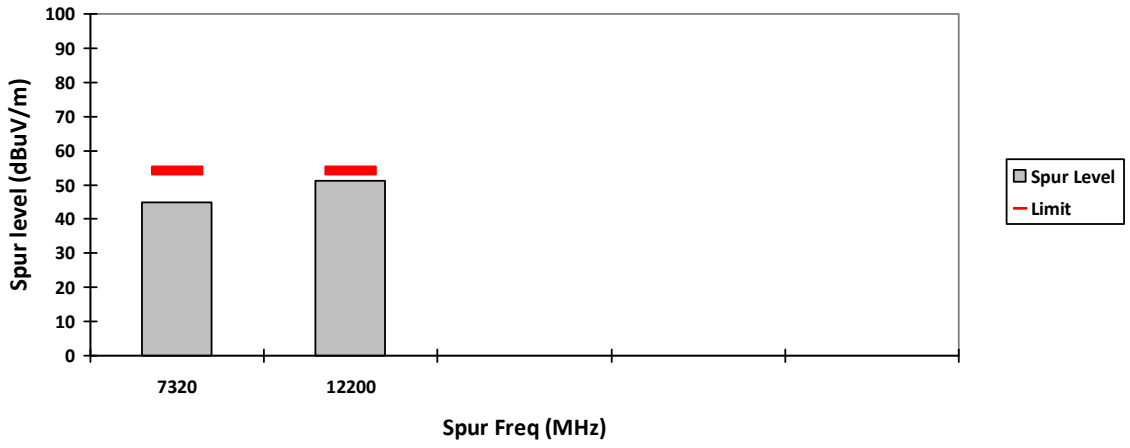

HORIZONTAL, AV

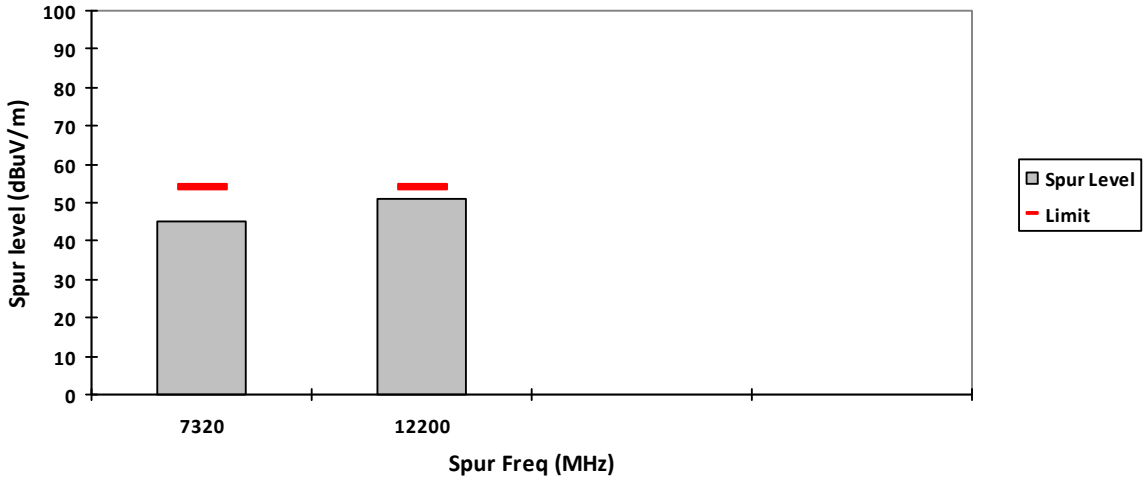

Test: Bluetooth SAC Transmitter Radiated Emission
Model#: AAH56RDN9RA1AN S/N: 871TXVC351 EMC SR ID#: 20392-EMC-00107
Battery: PMNN4489B Accessory: PMAE4079A
Test Channel: High Test Frequency: 2480.0000 MHz Test Standard: ANSI C63.10-2013
Worst Case Plane: Y-Plane (BT LE 2M)

Radiated Emission (High Channel) tabular data

Vertical Radiated Emission Result										
Spur Freq (MHz)	Spur level QPK (dBµV/m)	Spur level PK (dBµV/m)	Spur level AV (dBµV/m)	Limit QPK (dBµV/m)	Limit PK (dBµV/m)	Limit AV (dBµV/m)	Margin QPK (dBµV/m)	Margin PK (dBµV/m)	Margin AV (dBµV/m)	Carrier PK Power (dBµV/m)
4960	-	49.8128**	-	-	74.0	-	-	24.1872	-	-
7440	-	54.5854**	45.4355**	-	74.0	54.0	-	19.4146	8.5645	-
9920	-	56.1838**	-	-	81.0562	-	-	24.8724	-	101.0562
12400	-	61.1250**	51.9427**	-	74.0	54.0	-	12.8750	2.0573	-
14880	-	60.6389**	-	-	81.0562	-	-	20.4173	-	101.0562
17360	-	62.7286**	-	-	81.0562	-	-	18.3276	-	101.0562
19840	-	33.7987**	-	-	74.0	-	-	40.2013	-	-
22320	-	36.6944**	-	-	74.0	-	-	47.3056	-	-
24800	-	38.7984**	-	-	81.0562	-	-	42.2578	-	101.0562
Horizontal Radiated Emission Result										
4960	-	49.8270**	-	-	74.0	-	-	24.1730	-	-
7440	-	54.7502**	45.5829**	-	74.0	54.0	-	19.2498	8.4171	-
9920	-	55.8320**	-	-	81.0562	-	-	25.2242	-	101.0562
12400	-	61.0727**	51.9425**	-	74.0	54.0	-	12.9273	2.0575	-
14880	-	61.2984**	-	-	81.0562	-	-	19.7578	-	101.0562
17360	-	62.9998**	-	-	81.0562	-	-	18.0564	-	101.0562
19840	-	32.7830**	-	-	74.0	-	-	41.2170	-	-
22320	-	36.6184**	-	-	74.0	-	-	47.3816	-	-
24800	-	38.2212**	-	-	81.0562	-	-	42.8350	-	101.0562

Remarks: Pass Result	Marginal Result	Fail Result

Temperature (degC): 23.3 Humidity (%): 70.6
Test Performed by: Nazrin&Qawiman Test Date: Sun, 14 Nov, 2021
System MU: 5.88 dB (30-1000MHz), 5.84 dB (1000-18000MHz), 6.02 dB (18000MHz-40000MHz)

Remarks: ** Indicates the spurious emission could not be detected due to noise limitations or ambient.
***Pursuant to CFR 47 Part 2.1057 (c), emissions attenuated more than 20 dB below the permissible limit are not reported.**

VERTICAL, QPK

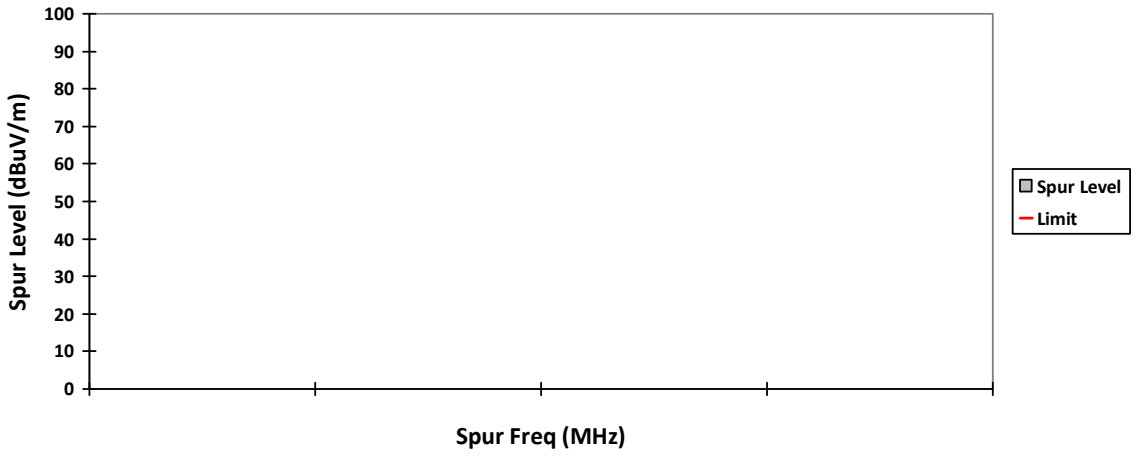

HORIZONTAL, QPK

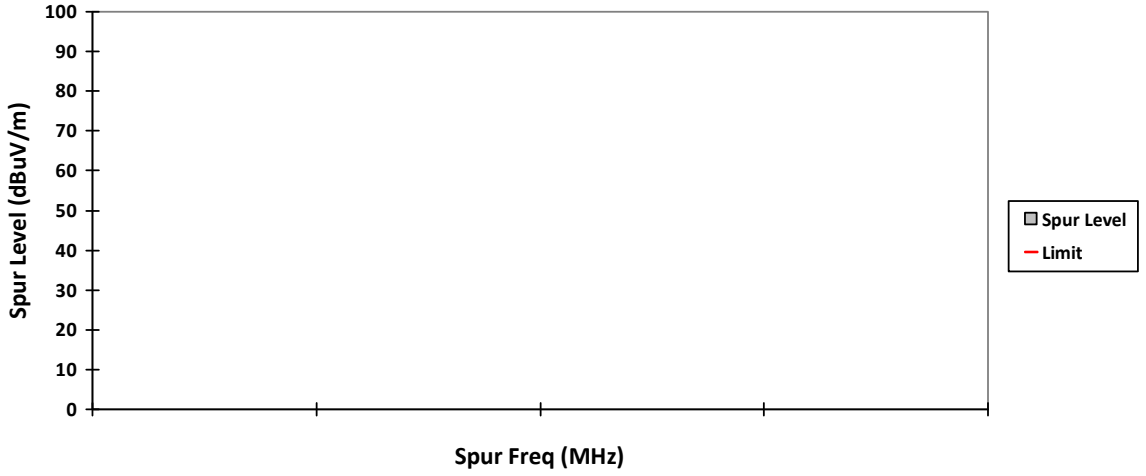

VERTICAL, PK

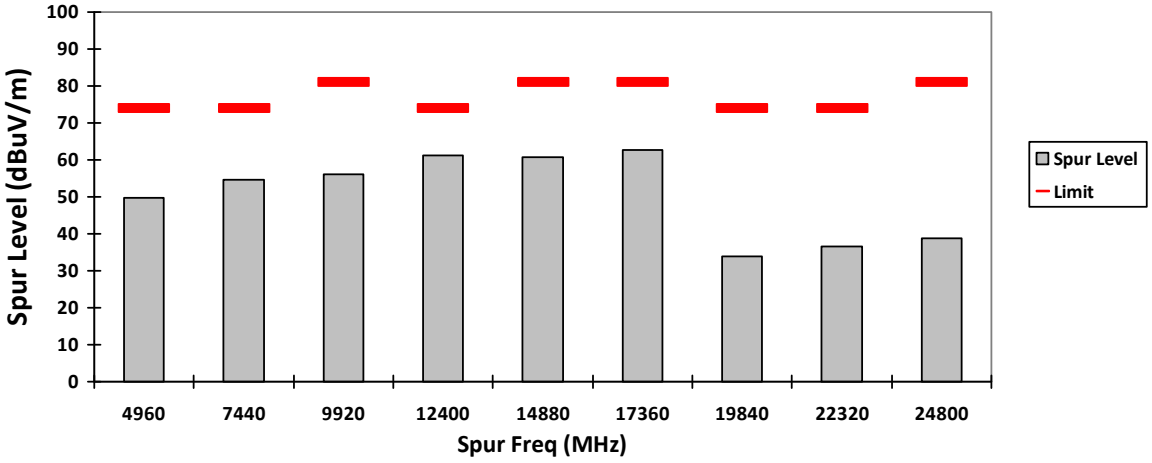

HORIZONTAL, PK

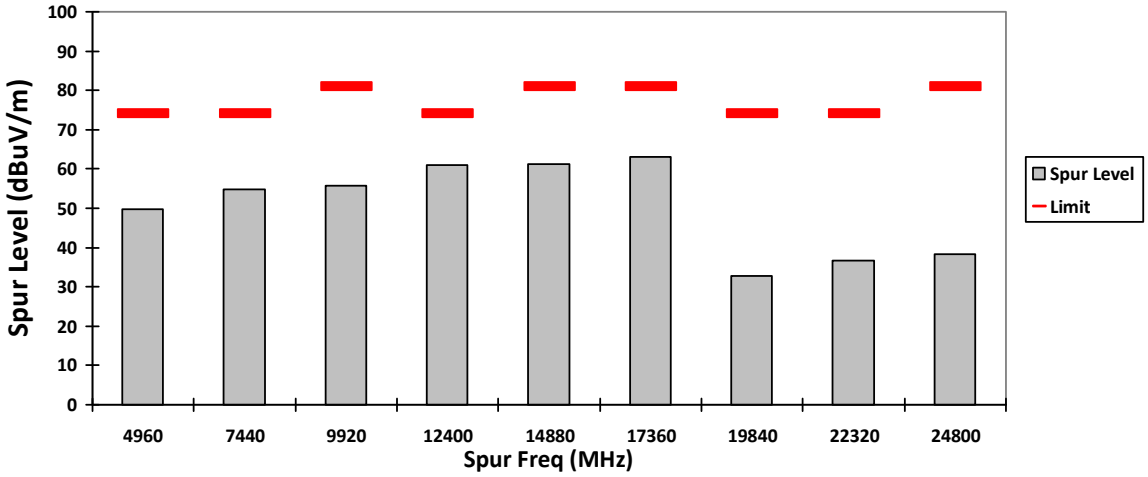

VERTICAL, AV

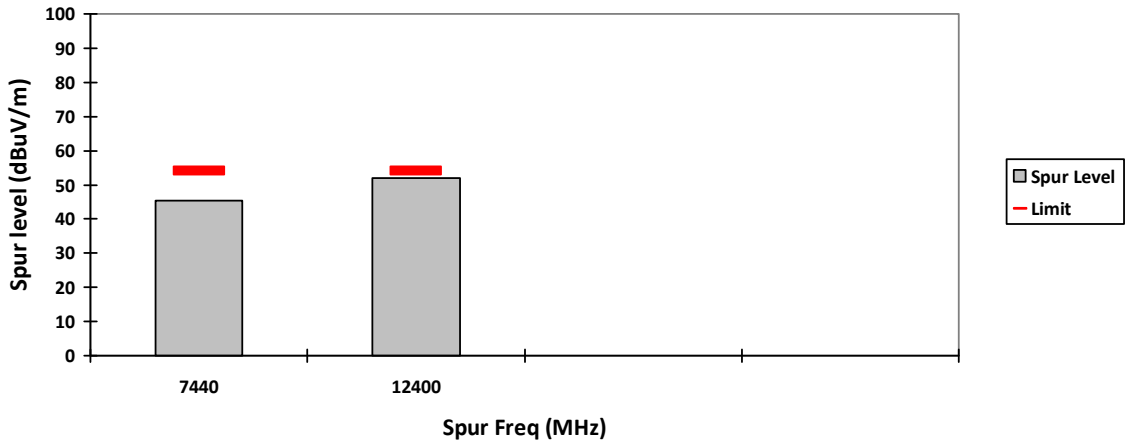

HORIZONTAL, AV

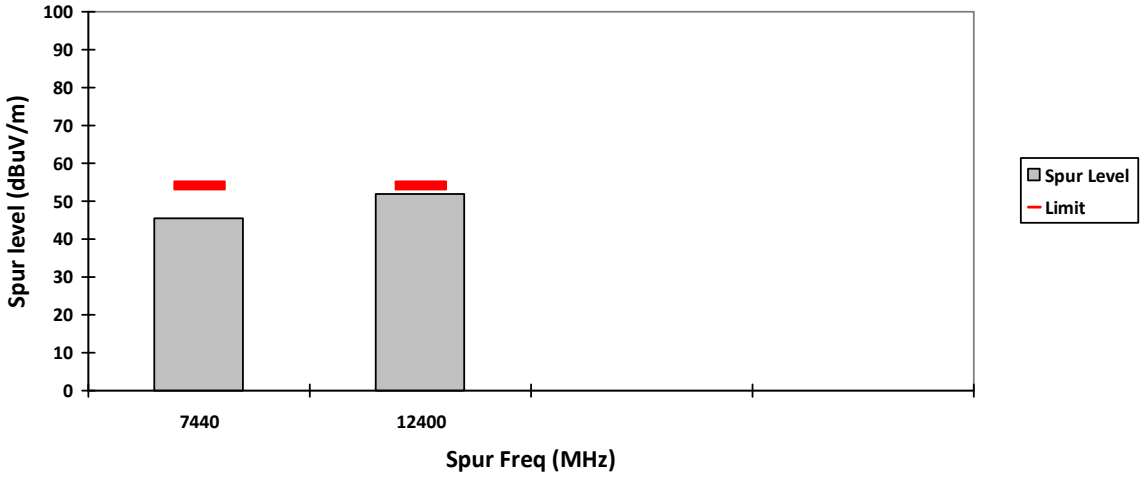

6.6 AC Powerline Conducted Emission

6.6.1 Test Setup

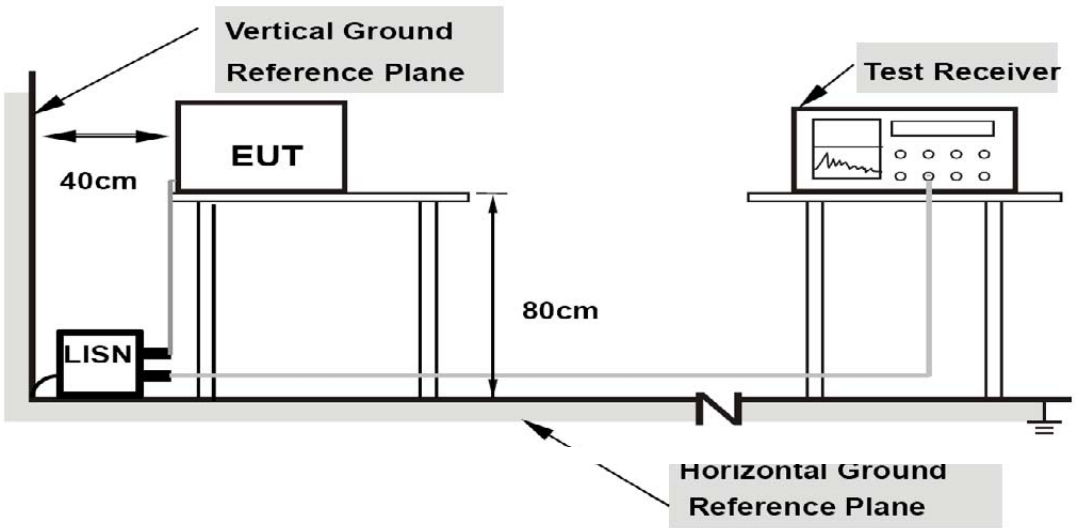

1) Tests were conducted for both Receive and Transmit Mode of the EUT.
2) The EUT was placed 0.4 meters from the conducting wall of the shielded room with EUT being connected to the power mains through a line impedance stabilization network (LISN). Other support units were connected to the power mains through another LISN. The two LISNs provide 50 ohm/50uH of coupling impedance for the measuring instrument.
3) Both lines of the power mains connected to the EUT were checked for maximum conducted interference.
4) The frequency range from 150 kHz to 30MHz was measured.

6.6.2 Test Limits:

For AC Power Line Conducted Test Limit can be Class A or B depends on product classification.

Limits for conducted disturbance at the mains ports of class A ITE

Frequency range MHz	Limits dB(µV)	
	Quasi-peak	Average
0,15 to 0,50	79	66
0,50 to 30	73	60
NOTE The lower limit shall apply at the transition frequency.		

Table 1: Limits for Conducted Disturbance at the Mains Ports of Class A ITE.

Limits for conducted disturbance at the mains ports of class B ITE

Frequency range MHz	Limits dB(µV)	
	Quasi-peak	Average
0,15 to 0,50	66 to 56	56 to 46
0,50 to 5	56	46
5 to 30	60	50
NOTE 1 The lower limit shall apply at the transition frequencies. NOTE 2 The limit decreases linearly with the logarithm of the frequency in the range 0,15 MHz to 0,50 MHz.		

Table 2: Limits for Conducted Disturbance at the Mains Ports of Class B ITE

6.6.3 Test Result

Not Applicable. Testing is not required, radio shall turn off during charging mode.

END OF TEST REPORT