Exhibit 7A

FCC/IC Test Setup Photo

Report ID	:	26860-RF-00014, 26860-EMC-00073, 26860-EMC-00136 26860-RF-00015, 26860-RF-00016, 26860-RF-00017, 26860-RF-00018, 26860-RF-00019, 26860-RF-00138 26860-EMC-00075, 26860-EMC-00076, 26860-EMC-00077, 26860-EMC-00078, 26860-EMC-000183, 26860-EMC-00186
FCC ID	:	AZ489FT7161
IC	:	109U-89FT7161
Model Number	:	H25UCF9PW6AN, H15UCF9PW6AN

Table of Contents

1.0 Pictures of Test Setup Photo 3
1.1. Power Line Conducted Emission Test Setup photo (ANSI C63.4:2014) 3
1.1.1. Power Line Conducted Emission - Photo Front View 3
1.1.2. Power Line Conducted Emission - Photo Side View 3
1.2. Radiated Emission test setup photo (ANSI C63.26:2015) 4
1.2.1. Radiated Emission – Below 1GHz 4
1.2.2. Radiated Emission – Above 1GHz 4
1.3. Radiated Emission test setup photo (ANSI C63.10: 2013) 5
1.3.1. Radiated Emission – Below 1GHz 5
1.3.2. Radiated Emission – Above 1GHz 5
1.4. RF Conducted Emission Test Setup photo 6
1.4.1. RF Conducted Emission (ANSI C63.26:2015) 6
1.4.2. RF Conducted Emission (ANSI C63.10: 2013) 7

1.0 Pictures of Test Setup Photo

1.1. Power Line Conducted Emission Test Setup photo (ANSI C63.4:2014)

1.1.1. Power Line Conducted Emission - Photo Front View



1.1.2. Power Line Conducted Emission - Photo Side View

1.2. Radiated Emission test setup photo (ANSI C63.26:2015)

1.2.1. Radiated Emission – Below 1GHz



1.2.2. Radiated Emission – Above 1GHz



1.3. Radiated Emission test setup photo (ANSI C63.10: 2013)

1.3.1. Radiated Emission – Below 1GHz



1.3.2. Radiated Emission – Above 1GHz



1.4. RF Conducted Emission Test Setup photo

1.4.1. RF Conducted Emission (ANSI C63.26:2015)

1.4.2. RF Conducted Emission (ANSI C63.10: 2013)



END OF REPORT