EXHIBIT 9

INTERNAL PHOTOGRAPHS

The following photographs are attached.		Exhibit
1.	RF board with and without shields (Top)	9A
2.	RF board with and without shields (Bottom)	9B
3.	Chassis and control heads (Top)	9C
4.	Chassis and control heads (Bottom)	9D
5.	GOB board with and without shields	9E
6.	GPS/BT board with and without shields	9F

Exhibits 9A



RF board with and without shields (Top)

Exhibits 9B



RF board with and without shields (Bottom)

Exhibits 9C



Chassis and control heads (Top)

Exhibits 9D

Chassis and control heads (Bottom)

Exhibits 9E



GOB board (Top)



GOB board with shield (Bottom)



GOB board without shield (Bottom)

Exhibits 9F



GPS/BT board (Top)

GPS/BT board with shield (Bottom)

GPS/BT board without shield (Bottom)