Mode	15	
	Harmonic	
	2400-2483.5_Bluetooth-LE GSFK _CH00_2402MHz	
ANT	BT1	
Pol.	Horizontal	Vertical
Peak Avg	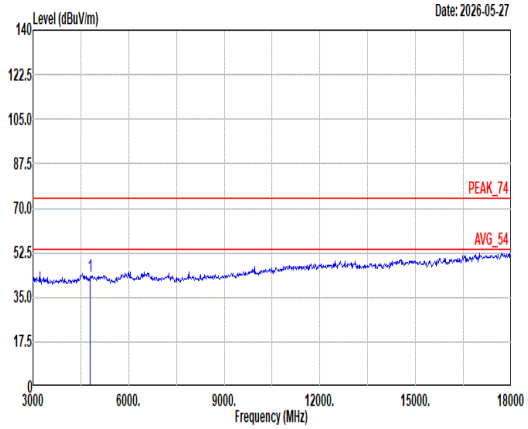 Site : 03CH07-HY Condition: PEAK_74 3m HF_ANT_00075962 HORIZONTAL Freq Level Limit Line Margin Read Level Ant Factor Cable Loss Preamp Factor Aux Factor APos TPos Remark MHz dBuV/m dBuV/m dB dBuV dB/m dB dB dB cm deg 1 4804.00 43.43 74.00 -30.57 53.82 34.50 12.31 58.10 0.90 -- -- Peak	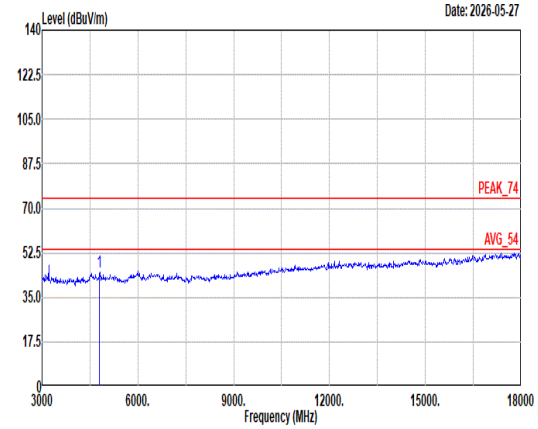 Site : 03CH07-HY Condition: PEAK_74 3m HF_ANT_00075962 VERTICAL Freq Level Limit Line Margin Read Level Ant Factor Cable Loss Preamp Factor Aux Factor APos TPos Remark MHz dBuV/m dBuV/m dB dBuV dB/m dB dB dB cm deg 1 4804.00 44.79 74.00 -29.21 55.18 34.50 12.31 58.10 0.90 -- -- Peak

Remark: In the figure, points 1 are the noise floor

Mode	15	
	Harmonic	
	2400-2483.5_Bluetooth-LE GSFK _CH00_2402MHz	
ANT	BT1	
Pol.	Horizontal	Vertical
14.47G ~14.5G Avg	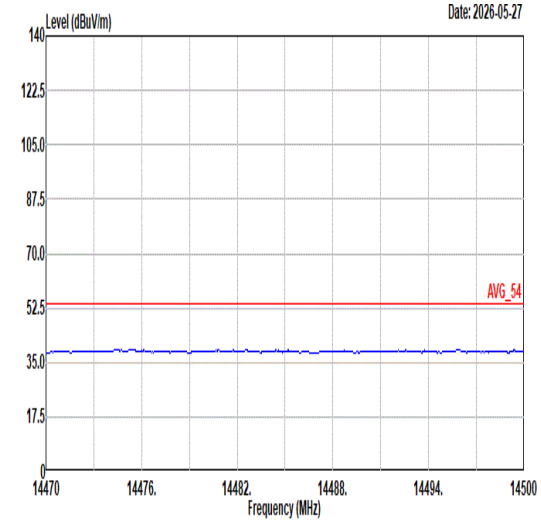 Site : 03CH07-HY Condition: AVG_54 3m HF_ANT_00075962 HORIZONTAL	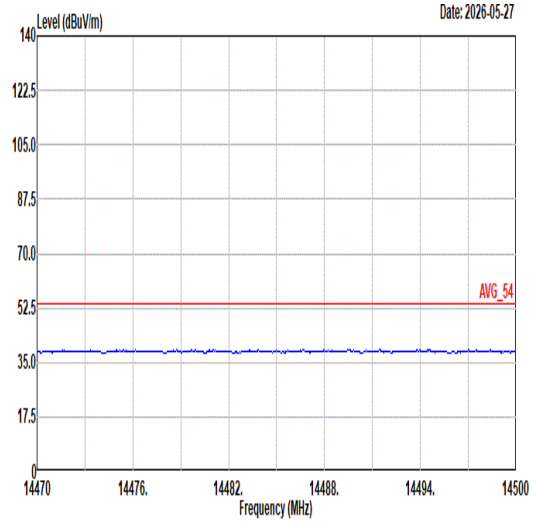 Site : 03CH07-HY Condition: AVG_54 3m HF_ANT_00075962 VERTICAL
17.7G ~18G Avg	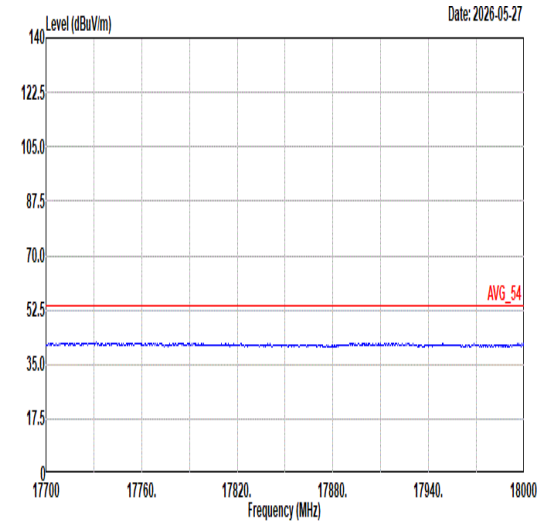 Site : 03CH07-HY Condition: AVG_54 3m HF_ANT_00075962 HORIZONTAL	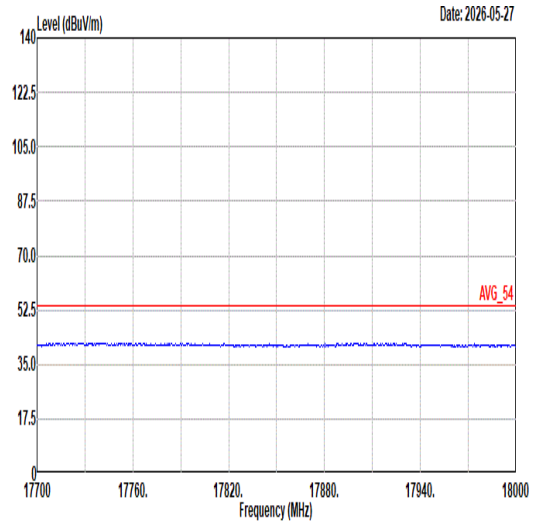 Site : 03CH07-HY Condition: AVG_54 3m HF_ANT_00075962 VERTICAL

Mode	16	
	Band Edge - L	
	2400-2483.5_Bluetooth-LE GSFK _CH19_2440MHz	
ANT	BT1	
Pol.	Horizontal	Fundamental
Peak	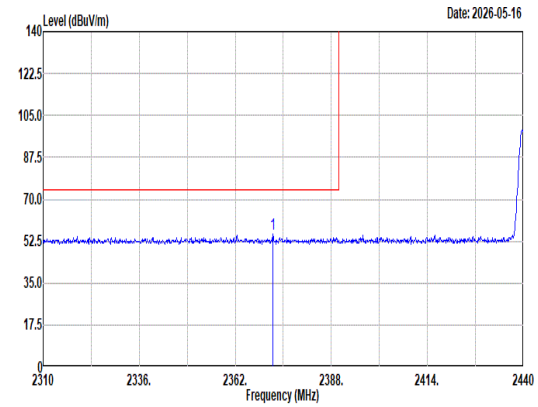 Site : 03CH07-HY Condition: PEAK_BE_74 3m HF_ANT_00075962 HORIZONTAL : RBW:1000.000kHz VBW:3000.000kHz SWT:Auto Freq Level Limit Line Margin Read Level Ant Factor Cable Loss Preamp Factor Aux Factor APos TPos Remark MHz dBuV/m dBuV/m dB dBuV dB/m dB dB dB cm deg 1 2372.14 55.40 74.00 -18.60 39.21 32.10 8.64 34.58 10.03 399 351 Peak	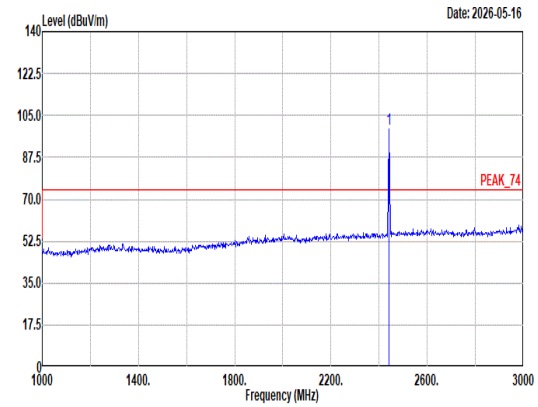 Site : 03CH07-HY Condition: PEAK_74 3m HF_ANT_00075962 HORIZONTAL : RBW:1000.000kHz VBW:3000.000kHz SWT:Auto Freq Level Limit Line Margin Read Level Ant Factor Cable Loss Preamp Factor Aux Factor APos TPos Remark MHz dBuV/m dBuV/m dB dBuV dB/m dB dB dB cm deg 1 2440.00 99.08 ------ ------ 82.53 32.40 8.76 34.62 10.01 399 351 Peak
Avg	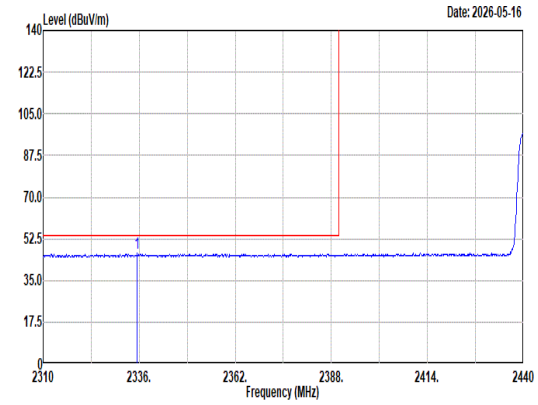 Site : 03CH07-HY Condition: AVG_BE_54 3m HF_ANT_00075962 HORIZONTAL : RBW:1000.000kHz VBW:5.600kHz SWT:Auto Freq Level Limit Line Margin Read Level Ant Factor Cable Loss Preamp Factor Aux Factor APos TPos Remark MHz dBuV/m dBuV/m dB dBuV dB/m dB dB dB cm deg 1 2335.48 46.44 54.00 -7.56 30.30 32.10 8.58 34.55 10.01 399 351 Average	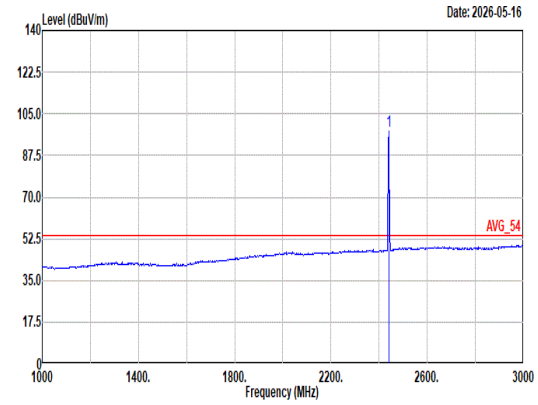 Site : 03CH07-HY Condition: AVG_54 3m HF_ANT_00075962 HORIZONTAL : RBW:1000.000kHz VBW:5.600kHz SWT:Auto Freq Level Limit Line Margin Read Level Ant Factor Cable Loss Preamp Factor Aux Factor APos TPos Remark MHz dBuV/m dBuV/m dB dBuV dB/m dB dB dB cm deg 1 2440.00 97.48 ------ ------ 80.93 32.40 8.76 34.62 10.01 399 351 Average

Remark: In the left figure, points 1 are the noise floor

Mode	16	
	Band Edge - R	
	2400-2483.5_Bluetooth-LE GSFK _CH19_2440MHz	
ANT	BT1	
Pol.	Horizontal	Fundamental
Peak	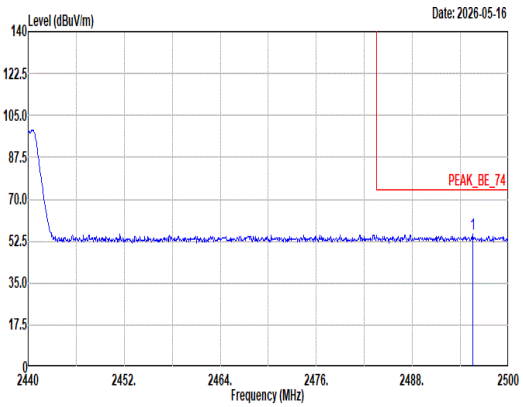 Site : 03CH07-HY Condition: PEAK_BE_74 3m HF_ANT_00075962 HORIZONTAL : RBW:1000.000kHz VBW:3000.000kHz SWT:Auto Freq Level Limit Line Margin Read Level Ant Factor Cable Loss Preamp Factor Aux Factor APos TPos Remark MHz dBuV/m dBuV/m dB dBuV dB/m dB dB dB cm deg 1 2495.50 55.24 74.00 -18.76 38.22 32.85 8.87 34.66 9.96 399 351 Peak	Blank
Avg	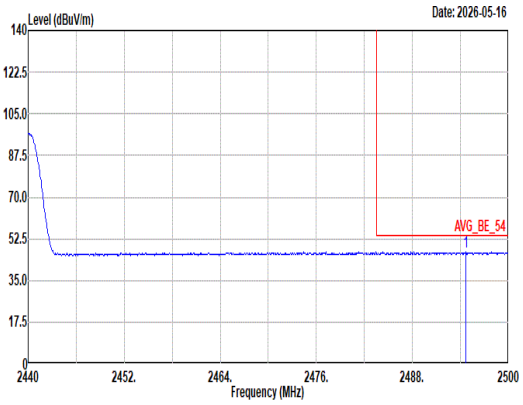 Site : 03CH07-HY Condition: AVG_BE_54 3m HF_ANT_00075962 HORIZONTAL : RBW:1000.000kHz VBW:5.600kHz SWT:Auto Freq Level Limit Line Margin Read Level Ant Factor Cable Loss Preamp Factor Aux Factor APos TPos Remark MHz dBuV/m dBuV/m dB dBuV dB/m dB dB dB cm deg 1 2494.66 47.14 54.00 -6.86 30.12 32.85 8.87 34.66 9.96 399 351 Average	Blank

Remark: In the left figure, points 1 are the noise floor

Mode	16	
	Band Edge - L	
	2400-2483.5_Bluetooth-LE GSFK _CH19_2440MHz	
ANT	BT1	
Pol.	Vertical	Fundamental
Peak	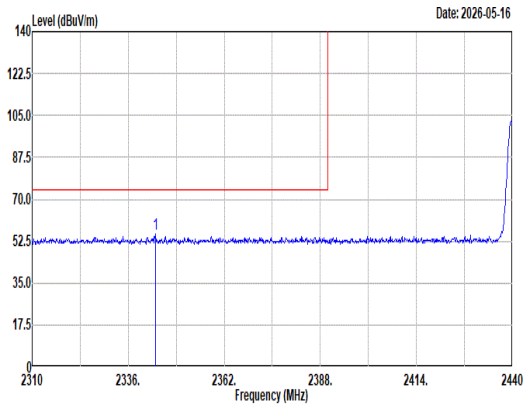 Site : 03CH07-HY Condition: PEAK_BE_74 3m HF_ANT_00075962 VERTICAL : RBW:1000.000kHz VBW:3000.000kHz SWT:Auto Freq Level Limit Line Margin Read Level Ant Factor Cable Loss Preamp Factor Aux Factor APos TPos Remark MHz dBuV/m dBuV/m dB dBuV dB/m dB dB dB cm deg 1 2343.41 55.21 74.00 -18.79 39.06 32.10 8.59 34.56 10.02 100 231 Peak	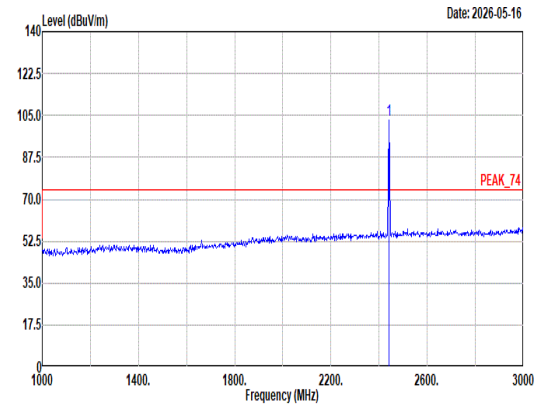 Site : 03CH07-HY Condition: PEAK_74 3m HF_ANT_00075962 VERTICAL : RBW:1000.000kHz VBW:3000.000kHz SWT:Auto Freq Level Limit Line Margin Read Level Ant Factor Cable Loss Preamp Factor Aux Factor APos TPos Remark MHz dBuV/m dBuV/m dB dBuV dB/m dB dB dB cm deg 1 2440.00 102.79 ------ ------ 86.24 32.40 8.76 34.62 10.01 100 231 Peak
Avg	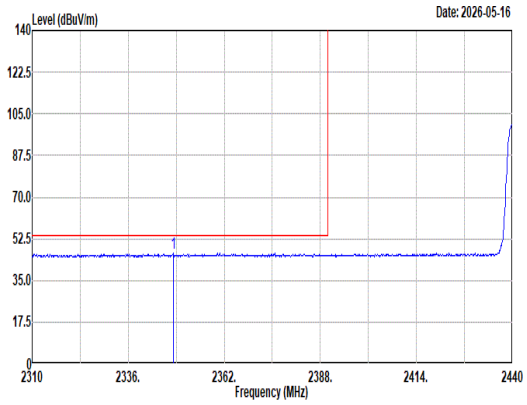 Site : 03CH07-HY Condition: AVG_BE_54 3m HF_ANT_00075962 VERTICAL : RBW:1000.000kHz VBW:5.600kHz SWT:Auto Freq Level Limit Line Margin Read Level Ant Factor Cable Loss Preamp Factor Aux Factor APos TPos Remark MHz dBuV/m dBuV/m dB dBuV dB/m dB dB dB cm deg 1 2348.22 46.33 54.00 -7.67 30.17 32.10 8.60 34.56 10.02 100 231 Average	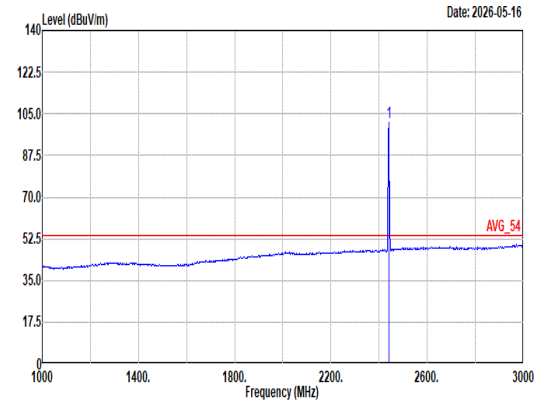 Site : 03CH07-HY Condition: AVG_54 3m HF_ANT_00075962 VERTICAL : RBW:1000.000kHz VBW:5.600kHz SWT:Auto Freq Level Limit Line Margin Read Level Ant Factor Cable Loss Preamp Factor Aux Factor APos TPos Remark MHz dBuV/m dBuV/m dB dBuV dB/m dB dB dB cm deg 1 2440.00 101.27 ------ ------ 84.72 32.40 8.76 34.62 10.01 100 231 Average

Remark: In the left figure, points 1 are the noise floor

Mode	16	
	Band Edge - R	
	2400-2483.5_Bluetooth-LE GSFK _CH19_2440MHz	
ANT	BT1	
Pol.	Vertical	Fundamental
Peak	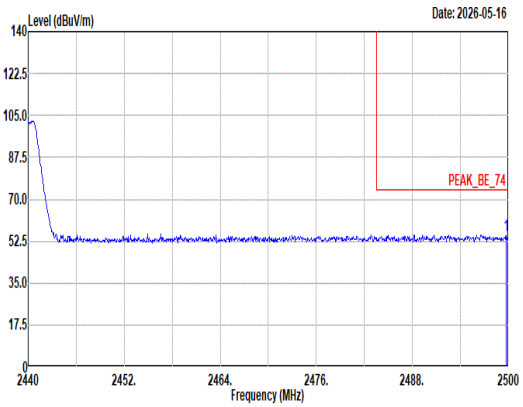 Site : 03CH07-HY Condition: PEAK_BE_74 3m HF_ANT_00075962 VERTICAL : RBW:1000.000kHz VBW:3000.000kHz SWT:Auto Limit Read Ant Cable Preamp Aux APos TPos Freq Level Line Margin Level Factor Loss Factor Factor Remark MHz dBuV/m dBuV/m dB dBuV dB/m dB dB dB cm deg 1 2499.70 55.16 74.00 -18.84 38.09 32.90 8.87 34.66 9.96 100 231 Peak	Blank
Avg	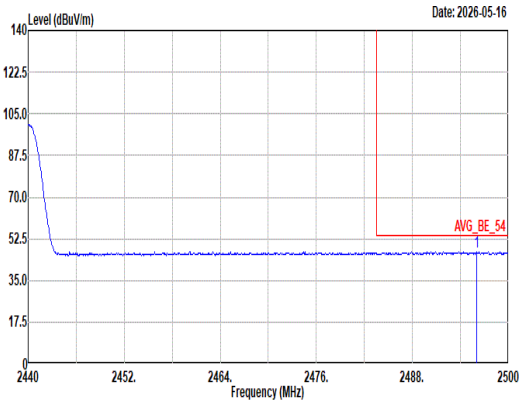 Site : 03CH07-HY Condition: AVG_BE_54 3m HF_ANT_00075962 VERTICAL : RBW:1000.000kHz VBW:5.600kHz SWT:Auto Limit Read Ant Cable Preamp Aux APos TPos Freq Level Line Margin Level Factor Loss Factor Factor Remark MHz dBuV/m dBuV/m dB dBuV dB/m dB dB dB cm deg 1 2496.04 47.26 54.00 -6.74 30.23 32.86 8.87 34.66 9.96 100 231 Average	Blank

Remark: In the left figure, points 1 are the noise floor

Mode	16	
	Harmonic	
	2400-2483.5_Bluetooth-LE GSFK _CH19_2440MHz	
ANT	BT1	
Pol.	Horizontal	Vertical
Peak Avg	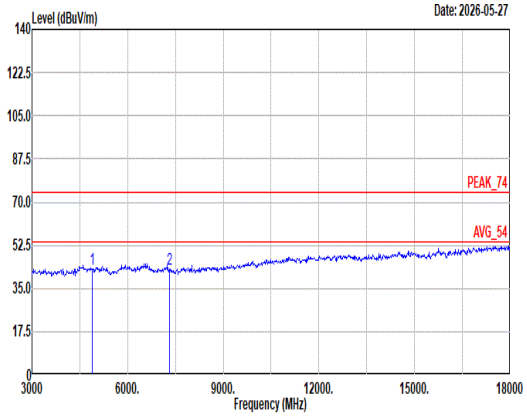 Site : 03CH07-HY Condition: PEAK_74 3m HF_ANT_00075962 HORIZONTAL Freq Level Limit Line Margin Read Level Ant Factor Cable Loss Preamp Factor Aux Factor APos TPos Remark MHz dBuV/m dBuV/m dB dBuV dB/m dB dB dB cm deg 1 4880.00 43.00 74.00 -31.00 53.25 34.44 12.41 57.99 0.89 -- -- Peak 2 7320.00 42.93 74.00 -31.07 48.91 36.00 14.94 57.87 0.95 -- -- Peak	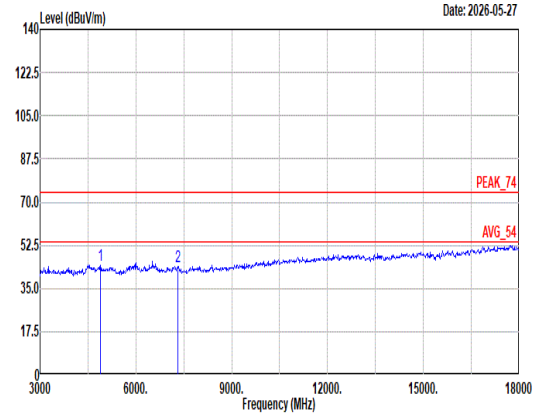 Site : 03CH07-HY Condition: PEAK_74 3m HF_ANT_00075962 VERTICAL Freq Level Limit Line Margin Read Level Ant Factor Cable Loss Preamp Factor Aux Factor APos TPos Remark MHz dBuV/m dBuV/m dB dBuV dB/m dB dB dB cm deg 1 4880.00 44.35 74.00 -29.65 54.60 34.44 12.41 57.99 0.89 -- -- Peak 2 7320.00 43.68 74.00 -30.32 49.66 36.00 14.94 57.87 0.95 -- -- Peak

Remark: In the figure, points 1.2 are the noise floor

Mode	16	
	Harmonic	
	2400-2483.5_Bluetooth-LE GSFK _CH19_2440MHz	
ANT	BT1	
Pol.	Horizontal	Vertical
14.47G ~14.5G Avg	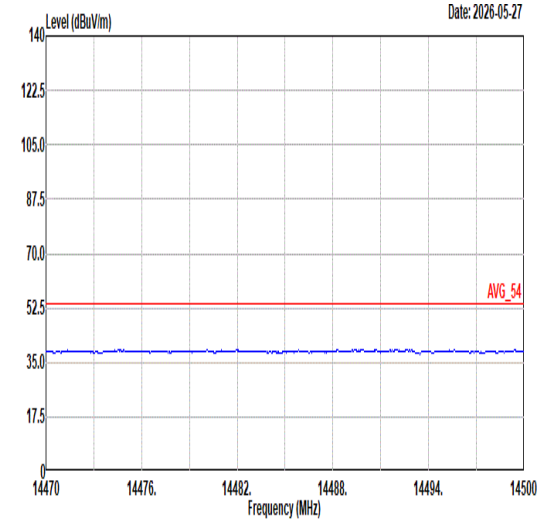 Site : 03CH07-HY Condition: AVG_54 3m HF_ANT_00075962 HORIZONTAL	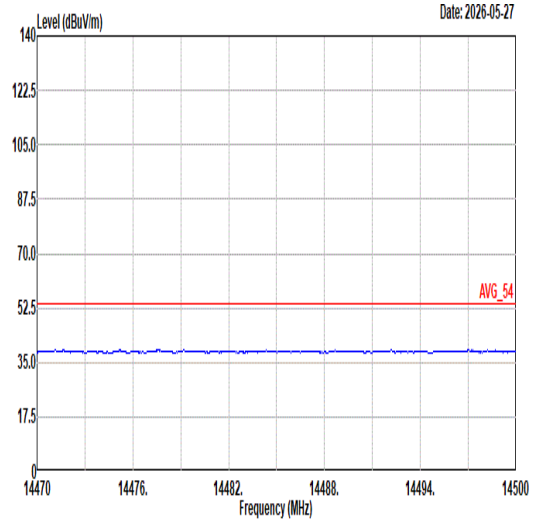 Site : 03CH07-HY Condition: AVG_54 3m HF_ANT_00075962 VERTICAL
17.7G ~18G Avg	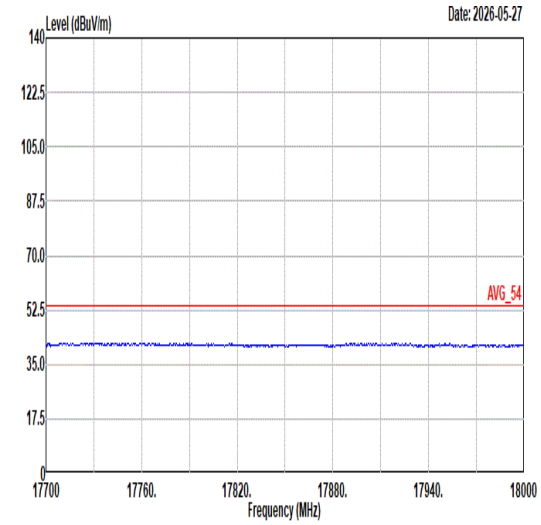 Site : 03CH07-HY Condition: AVG_54 3m HF_ANT_00075962 HORIZONTAL	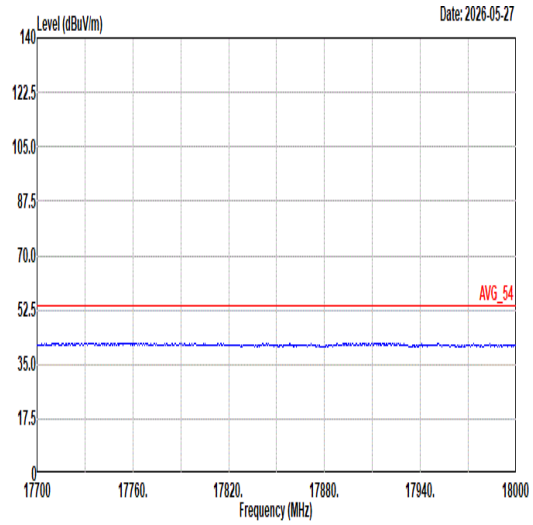 Site : 03CH07-HY Condition: AVG_54 3m HF_ANT_00075962 VERTICAL

Mode	17	
	Band Edge	
	2400-2483.5_Bluetooth-LE GSFK_CH39_2480MHz	
ANT	BT1	
Pol.	Horizontal	Fundamental
Peak	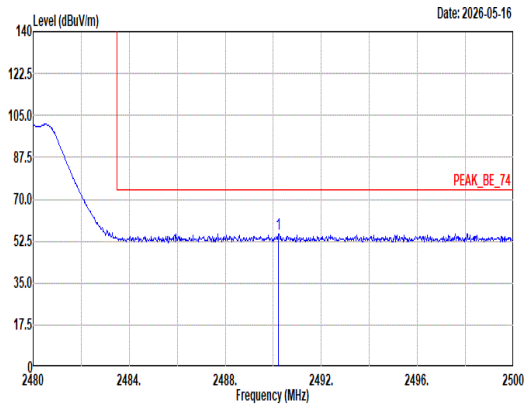 Site : 03CH07-HY Condition: PEAK_BE_74 3m HF_ANT_00075962 HORIZONTAL : RBW:1000.000kHz VBW:3000.000kHz SWT:Auto Freq Level Limit Line Margin Read Level Ant Factor Cable Loss Preamp Factor Aux Factor APos TPos Remark MHz dBuV/m dBuV/m dB dBuV dB/m dB dB dB cm deg 1 2490.20 55.46 74.00 -18.54 38.48 32.80 8.86 34.65 9.97 380 349 Peak	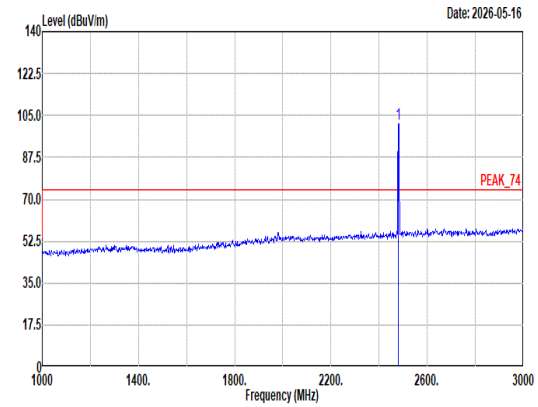 Site : 03CH07-HY Condition: PEAK_74 3m HF_ANT_00075962 HORIZONTAL : RBW:1000.000kHz VBW:3000.000kHz SWT:Auto Freq Level Limit Line Margin Read Level Ant Factor Cable Loss Preamp Factor Aux Factor APos TPos Remark MHz dBuV/m dBuV/m dB dBuV dB/m dB dB dB cm deg 1 2480.00 101.61 ------ ------ 84.74 32.70 8.84 34.65 9.98 380 349 Peak
Avg	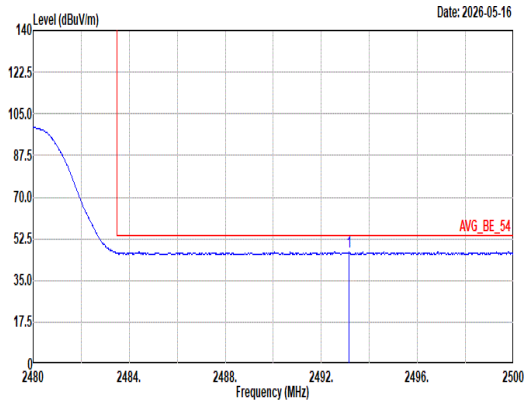 Site : 03CH07-HY Condition: AVG_BE_54 3m HF_ANT_00075962 HORIZONTAL : RBW:1000.000kHz VBW:5.600kHz SWT:Auto Freq Level Limit Line Margin Read Level Ant Factor Cable Loss Preamp Factor Aux Factor APos TPos Remark MHz dBuV/m dBuV/m dB dBuV dB/m dB dB dB cm deg 1 2493.16 46.94 54.00 -7.06 29.94 32.83 8.86 34.66 9.97 380 349 Average	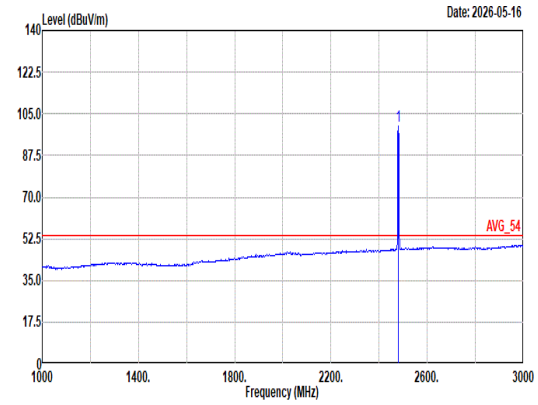 Site : 03CH07-HY Condition: AVG_54 3m HF_ANT_00075962 HORIZONTAL : RBW:1000.000kHz VBW:5.600kHz SWT:Auto Freq Level Limit Line Margin Read Level Ant Factor Cable Loss Preamp Factor Aux Factor APos TPos Remark MHz dBuV/m dBuV/m dB dBuV dB/m dB dB dB cm deg 1 2480.00 99.96 ------ ------ 83.09 32.70 8.84 34.65 9.98 380 349 Average

Remark: In the left figure, points 1 are the noise floor

Mode	17	
	Band Edge	
	2400-2483.5_Bluetooth-LE GSFK_CH39_2480MHz	
ANT	BT1	
Pol.	Vertical	Fundamental
Peak	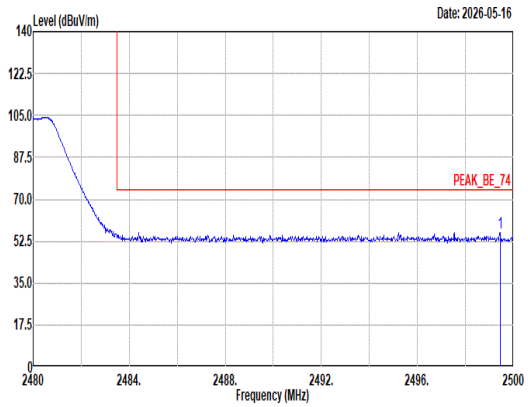 Site : 03CH07-HY Condition: PEAK_BE_74 3m HF_ANT_00075962 VERTICAL : RBW:1000.000kHz VBW:3000.000kHz SWT:Auto Detector : PEAK Mode : 17 Setting : Default 1 2499.44 56.21 74.00 -17.79 39.15 32.89 8.87 34.66 9.96 100 229 Peak	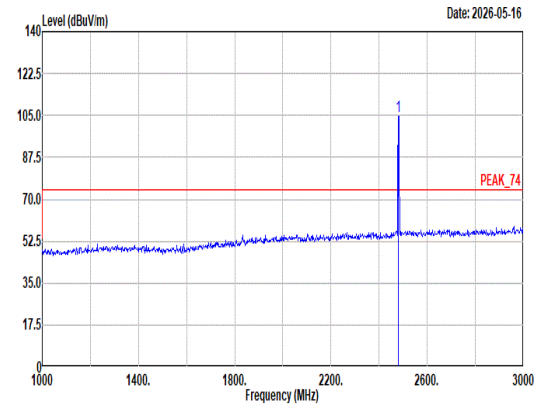 Site : 03CH07-HY Condition: PEAK_74 3m HF_ANT_00075962 VERTICAL : RBW:1000.000kHz VBW:3000.000kHz SWT:Auto 1 2480.00 104.60 ------ ------ 87.73 32.70 8.84 34.65 9.98 100 229 Peak
Avg	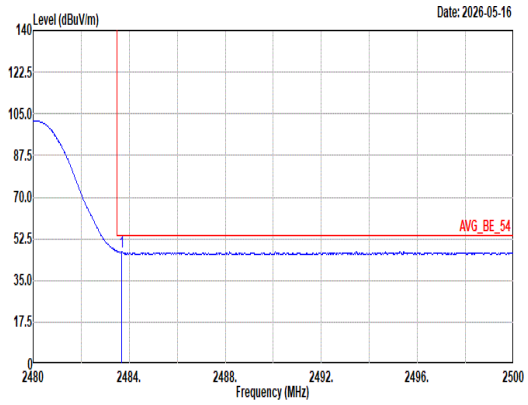 Site : 03CH07-HY Condition: AVG_BE_54 3m HF_ANT_00075962 VERTICAL : RBW:1000.000kHz VBW:5.600kHz SWT:Auto Detector : PEAK Mode : 17 Setting : Default 1 2483.68 47.09 54.00 -6.91 30.19 32.74 8.84 34.65 9.97 100 229 Average	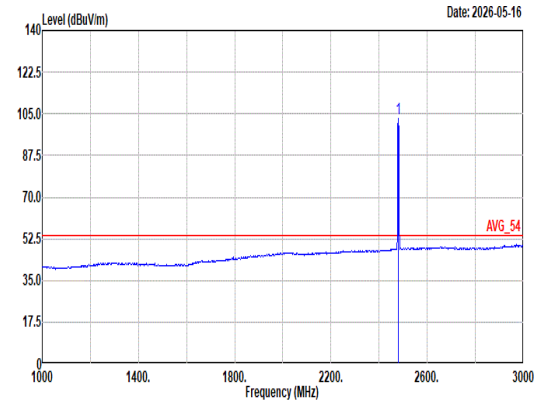 Site : 03CH07-HY Condition: AVG_54 3m HF_ANT_00075962 VERTICAL : RBW:1000.000kHz VBW:5.600kHz SWT:Auto 1 2480.00 103.11 ------ ------ 86.24 32.70 8.84 34.65 9.98 100 229 Average

Remark: In the left figure, points 1 are the noise floor

Mode	17	
	Harmonic	
	2400-2483.5_Bluetooth-LE GSFK_CH39_2480MHz	
ANT	BT1	
Pol.	Horizontal	Vertical
Peak Avg	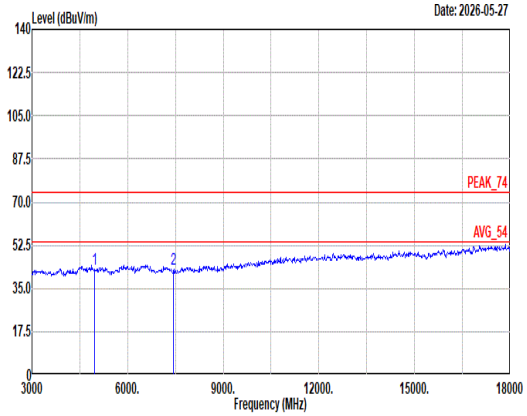 Site : 03CH07-HY Condition: PEAK_74 3m HF_ANT_00075962 HORIZONTAL Freq Level Limit Line Margin Read Level Ant Factor Cable Loss Preamp Factor Aux Factor APos TPos Remark MHz dBuV/m dBuV/m dB dBuV dB/m dB dB dB cm deg 1 4960.00 42.93 74.00 -31.07 52.89 34.54 12.50 57.88 0.88 -- -- Peak 2 7440.00 42.70 74.00 -31.30 48.82 36.00 15.03 58.07 0.92 -- -- Peak	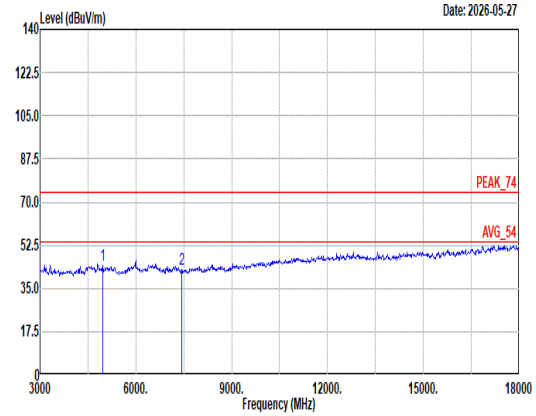 Site : 03CH07-HY Condition: PEAK_74 3m HF_ANT_00075962 VERTICAL Freq Level Limit Line Margin Read Level Ant Factor Cable Loss Preamp Factor Aux Factor APos TPos Remark MHz dBuV/m dBuV/m dB dBuV dB/m dB dB dB cm deg 1 4960.00 44.20 74.00 -29.80 54.16 34.54 12.50 57.88 0.88 -- -- Peak 2 7440.00 42.54 74.00 -31.46 48.66 36.00 15.03 58.07 0.92 -- -- Peak

Remark: In the figure, points 1.2 are the noise floor

Mode	17	
	Harmonic	
	2400-2483.5_Bluetooth-LE GSFK_CH39_2480MHz	
ANT	BT1	
Pol.	Horizontal	Vertical
14.47G ~14.5G Avg	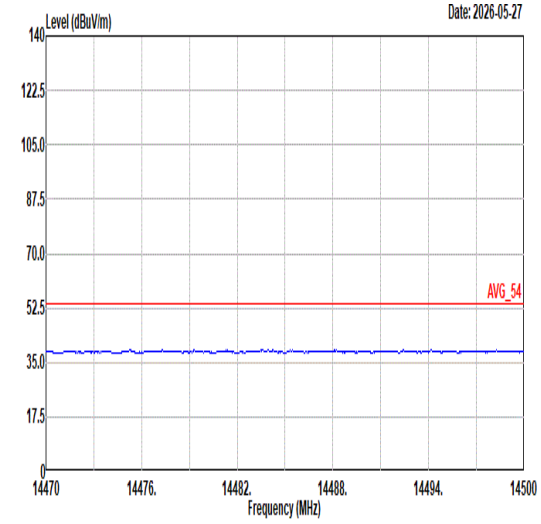 Site : 03CH07-HY Condition: AVG_54 3m HF_ANT_00075962 HORIZONTAL	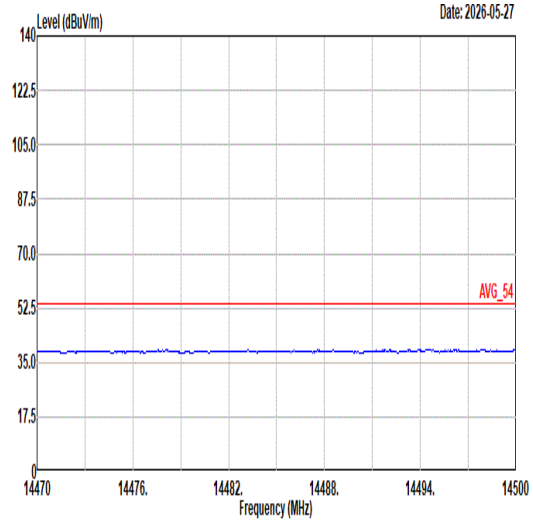 Site : 03CH07-HY Condition: AVG_54 3m HF_ANT_00075962 VERTICAL
17.7G ~18G Avg	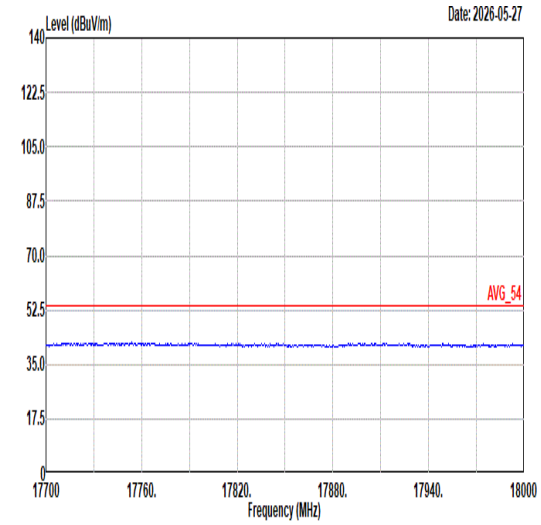 Site : 03CH07-HY Condition: AVG_54 3m HF_ANT_00075962 HORIZONTAL	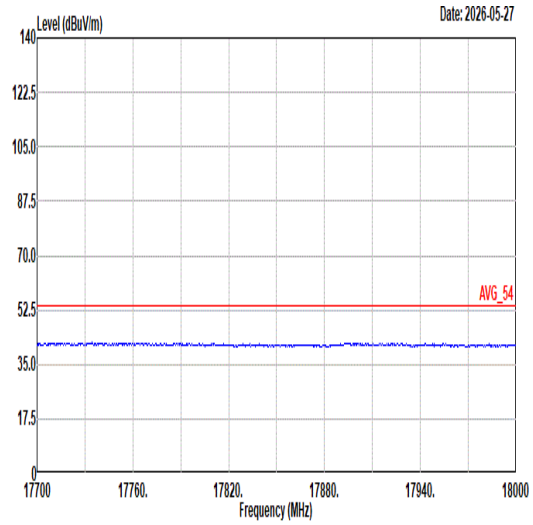 Site : 03CH07-HY Condition: AVG_54 3m HF_ANT_00075962 VERTICAL

Mode	18	
	LF	
	2400-2483.5_Bluetooth-LE GSFK _CH19_2440MHz	
ANT	BT1	
Pol.	Horizontal	Vertical
QP/ Peak	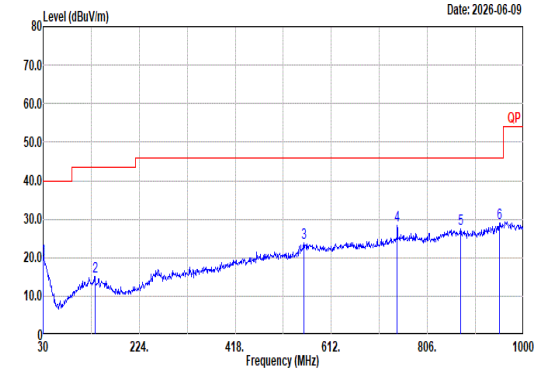 Site : 03CH07-HY Condition: QP 3m Bilog_35419 HORIZONTAL 1 30.00 19.55 40.00 -20.45 24.65 23.93 0.96 29.99 0.00 -- -- Peak 2 134.76 15.15 43.50 -28.35 25.48 17.52 2.05 29.90 0.00 -- -- Peak 3 556.71 23.75 46.00 -22.25 23.44 25.93 4.15 29.77 0.00 -- -- Peak 4 744.89 28.27 46.00 -17.73 25.16 27.91 4.83 29.63 0.00 -- -- Peak 5 872.93 27.39 46.00 -18.61 22.37 28.98 5.20 29.16 0.00 -- -- Peak 6 951.50 28.93 46.00 -17.07 21.51 30.73 5.44 28.75 0.00 -- -- Peak	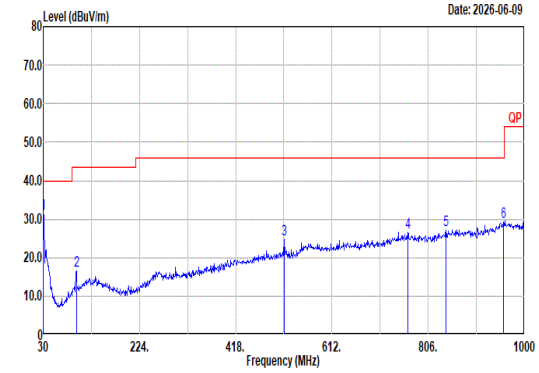 Site : 03CH07-HY Condition: QP 3m Bilog_35419 VERTICAL 1 30.00 31.50 40.00 -8.50 36.60 23.93 0.96 29.99 0.00 -- -- Peak 2 96.93 16.56 43.50 -26.94 29.32 15.46 1.73 29.95 0.00 -- -- Peak 3 515.97 24.71 46.00 -21.29 26.91 23.69 3.99 29.88 0.00 -- -- Peak 4 764.29 26.60 46.00 -19.40 23.33 27.94 4.90 29.57 0.00 -- -- Peak 5 841.89 27.31 46.00 -18.69 22.69 28.76 5.11 29.25 0.00 -- -- Peak 6 957.32 29.24 46.00 -16.76 21.67 30.82 5.46 28.71 0.00 -- -- Peak

Remark:

1.In the left figure, points 2.3.5.6 are the noise floor

2.In the right figure, points 4.5.6 are the noise floor

Mode	19	
	SHF	
	2400-2483.5_Bluetooth-LE GSFK _CH19_2440MHz	
ANT	BT1	
Pol.	Horizontal	Vertical
Peak	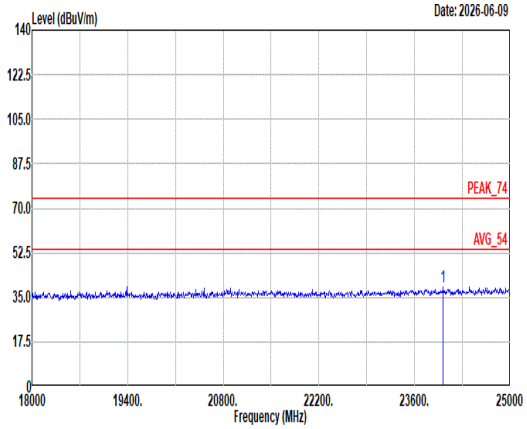 Site : 03CH07-HY Condition: PEAK_74 1m SHF-EHF_9170251 HORIZONTAL Freq Level Limit Line Margin Read Level Ant Factor Cable Loss Preamp Factor Aux Factor APos TPos Remark MHz dBuV/m dBuV/m dB dBuV dB/m dB dB dB cm deg 1 24020.00 39.20 74.00 -34.80 49.17 38.82 18.64 57.89 -9.54 -- -- Peak	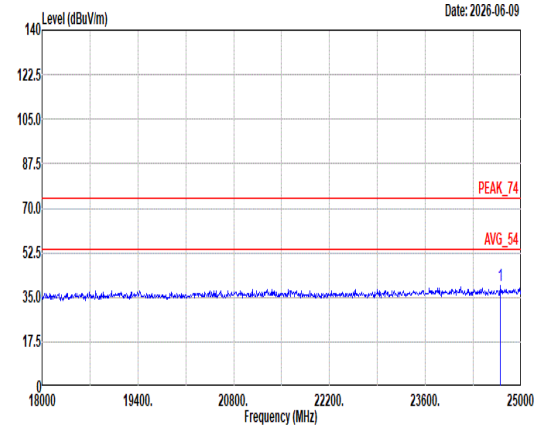 Site : 03CH07-HY Condition: PEAK_74 1m SHF-EHF_9170251 VERTICAL Freq Level Limit Line Margin Read Level Ant Factor Cable Loss Preamp Factor Aux Factor APos TPos Remark MHz dBuV/m dBuV/m dB dBuV dB/m dB dB dB cm deg 1 24699.00 39.38 74.00 -34.62 48.53 39.10 18.83 57.54 -9.54 -- -- Peak

Remark: In the figure, points 1 are the noise floor

<Bluetooth2 :20820 chip>

B2-1.Radiated Spurious Emission Test Modes

Mode	Band (MHz)	Antenna	Modulation	Channel	Frequency	Data Rate	RU	Remark
Mode 20	2400-2483.5	BT2	Bluetooth-LE GSFK	00	2402	1Mbps	-	-
Mode 21	2400-2483.5	BT2	Bluetooth-LE GSFK	19	2440	1Mbps	-	-
Mode 22	2400-2483.5	BT2	Bluetooth-LE GSFK	39	2480	1Mbps	-	-
Mode 23	2400-2483.5	BT2	Bluetooth-LE GSFK	00	2402	2Mbps	-	-
Mode 24	2400-2483.5	BT2	Bluetooth-LE GSFK	19	2440	2Mbps	-	-
Mode 25	2400-2483.5	BT2	Bluetooth-LE GSFK	39	2480	2Mbps	-	-
Mode 26	2400-2483.5	BT2	Bluetooth-LE GSFK	39	2480	2Mbps	-	LF
Mode 27	2400-2483.5	BT2	Bluetooth-LE GSFK	39	2480	2Mbps	-	SHF

B2-2.Summary of each worse mode

Mode	Modulation	Ch.	Freq. (MHz)	Level (dBuV/m)	Limit (dBuV/m)	Margin (dB)	Pol.	Peak Avg.	Result	RU	Remark
20	Bluetooth-LE GSFK	00	2377.80	46.31	54.00	-7.69	V	Avg.	Pass	-	Band Edge
	Bluetooth-LE GSFK	00	4804.00	43.39	74.00	-30.61	V	Peak	Pass	-	Harmonic
21	Bluetooth-LE GSFK	19	2493.94	47.01	54.00	-6.99	V	Avg.	Pass	-	Band Edge
	Bluetooth-LE GSFK	19	7320.00	46.39	54.00	-7.61	V	Avg.	Pass	-	Harmonic
22	Bluetooth-LE GSFK	39	2483.84	47.14	54.00	-6.86	H	Avg.	Pass	-	Band Edge
	Bluetooth-LE GSFK	39	7440.00	44.58	54.00	-9.42	V	Avg.	Pass	-	Harmonic
23	Bluetooth-LE GSFK	00	2389.86	46.89	54.00	-7.11	V	Avg.	Pass	-	Band Edge
	Bluetooth-LE GSFK	00	4804.00	42.88	74.00	-31.12	V	Peak	Pass	-	Harmonic
24	Bluetooth-LE GSFK	19	2490.34	47.84	54.00	-6.16	H	Avg.	Pass	-	Band Edge
	Bluetooth-LE GSFK	19	7320.00	46.12	54.00	-7.88	V	Avg.	Pass	-	Harmonic
25	Bluetooth-LE GSFK	39	2483.52	48.10	54.00	-5.90	H	Avg.	Pass	-	Band Edge

Mode	Modulation	Ch.	Freq. (MHz)	Level (dBuV/m)	Limit (dBuV/m)	Margin (dB)	Pol.	Peak Avg.	Result	RU	Remark
25	Bluetooth-LE GSFK	39	7440.00	44.43	54.00	-9.57	V	Avg.	Pass	-	Harmonic
26	LF	39	30.97	30.78	40.00	-9.22	V	Peak	Pass	-	LF
27	SHF	39	24972.00	39.15	74.00	-34.85	H	Peak	Pass	-	SHF

Mode	20	
	Band Edge	
	2400-2483.5_Bluetooth-LE GSFK_CH00_2402MHz	
ANT	BT2	
Pol.	Horizontal	Fundamental
Peak	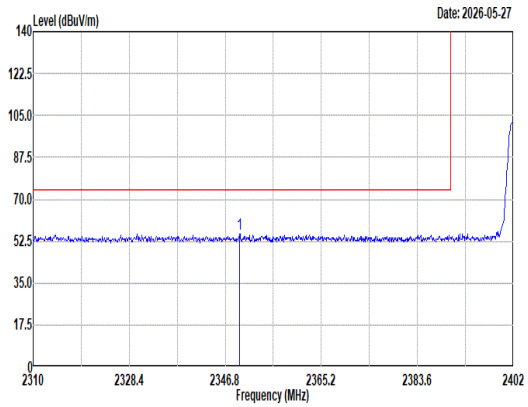 Site : 03CH07-HY Condition: PEAK_BE_74 3m HF_ANT_00075962 HORIZONTAL : RBW:1000.000kHz VBW:3000.000kHz SWT:Auto Freq Level Limit Line Margin Read Level Ant Factor Cable Loss Preamp Factor Aux Factor APos TPos Remark MHz dBuV/m dBuV/m dB dBuV dB/m dB dB dB cm deg 1 2349.56 55.61 74.00 -18.39 39.45 32.10 8.60 34.56 10.02 346 346 Peak	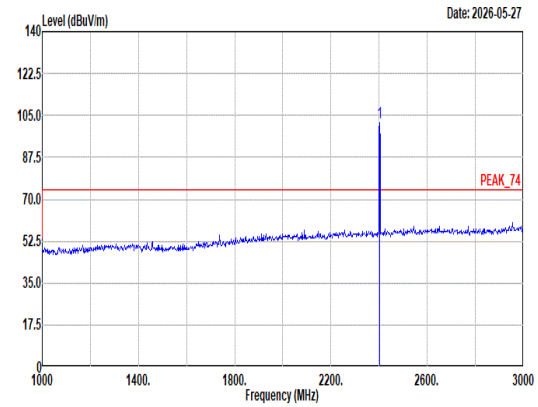 Site : 03CH07-HY Condition: PEAK_74 3m HF_ANT_00075962 HORIZONTAL : RBW:1000.000kHz VBW:3000.000kHz SWT:Auto Freq Level Limit Line Margin Read Level Ant Factor Cable Loss Preamp Factor Aux Factor APos TPos Remark MHz dBuV/m dBuV/m dB dBuV dB/m dB dB dB cm deg 1 2402.00 102.11 ------ ------ 85.86 32.12 8.69 34.60 10.04 346 346 Peak
Avg	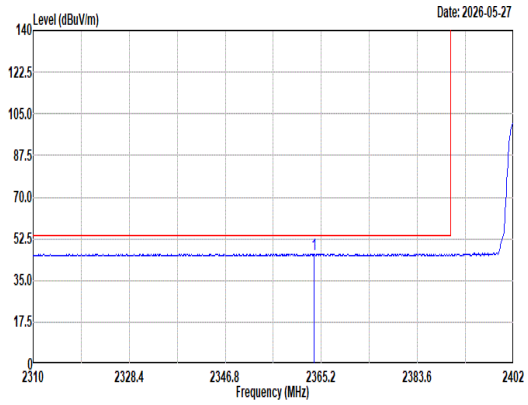 Site : 03CH07-HY Condition: AVG_BE_54 3m HF_ANT_00075962 HORIZONTAL : RBW:1000.000kHz VBW:3.000kHz SWT:Auto Freq Level Limit Line Margin Read Level Ant Factor Cable Loss Preamp Factor Aux Factor APos TPos Remark MHz dBuV/m dBuV/m dB dBuV dB/m dB dB dB cm deg 1 2363.82 46.21 54.00 -7.79 29.96 32.16 8.63 34.57 10.03 346 346 Average	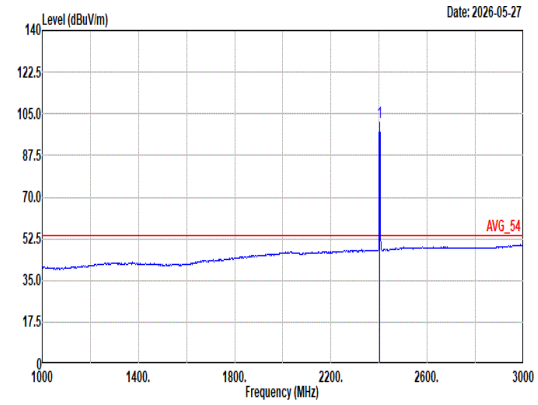 Site : 03CH07-HY Condition: AVG_54 3m HF_ANT_00075962 HORIZONTAL : RBW:1000.000kHz VBW:3.000kHz SWT:Auto Freq Level Limit Line Margin Read Level Ant Factor Cable Loss Preamp Factor Aux Factor APos TPos Remark MHz dBuV/m dBuV/m dB dBuV dB/m dB dB dB cm deg 1 2402.00 101.55 ------ ------ 85.30 32.12 8.69 34.60 10.04 346 346 Average

Remark: In the left figure, points 1 are the noise floor

Mode	20	
	Band Edge	
	2400-2483.5_Bluetooth-LE GSFK_CH00_2402MHz	
ANT	BT2	
Pol.	Vertical	Fundamental
Peak	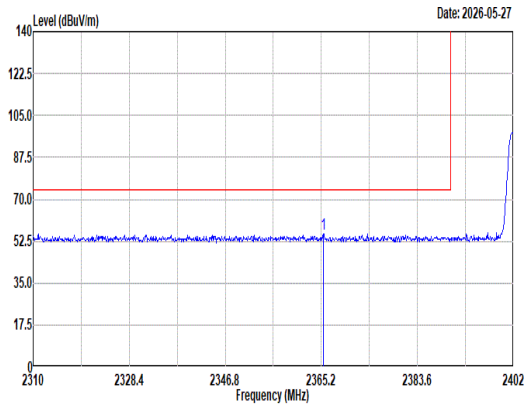 Site : 03CH07-HY Condition: PEAK_BE_74 3m HF_ANT_00075962 VERTICAL : RBW:1000.000kHz VBW:3000.000kHz SWT:Auto Freq Level Limit Line Margin Read Level Ant Factor Cable Loss Preamp Factor Aux Factor APos TPos Remark MHz dBuV/m dBuV/m dB dBuV dB/m dB dB dB cm deg 1 2365.66 55.43 74.00 -18.57 39.20 32.14 8.63 34.57 10.03 395 73 Peak	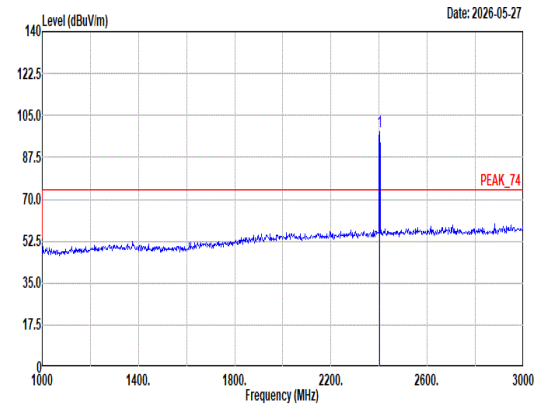 Site : 03CH07-HY Condition: PEAK_74 3m HF_ANT_00075962 VERTICAL : RBW:1000.000kHz VBW:3000.000kHz SWT:Auto Freq Level Limit Line Margin Read Level Ant Factor Cable Loss Preamp Factor Aux Factor APos TPos Remark MHz dBuV/m dBuV/m dB dBuV dB/m dB dB dB cm deg 1 2402.00 98.12 ------ ------ 81.87 32.12 8.69 34.60 10.04 395 73 Peak
Avg	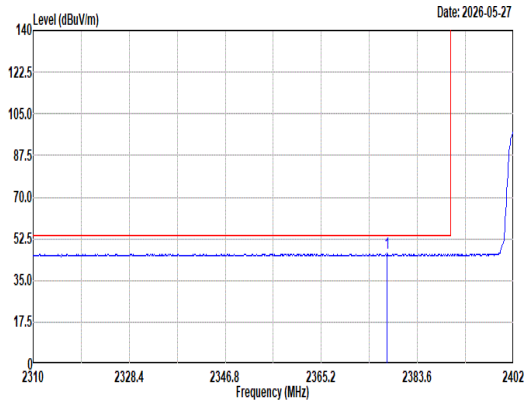 Site : 03CH07-HY Condition: AVG_BE_54 3m HF_ANT_00075962 VERTICAL : RBW:1000.000kHz VBW:3.000kHz SWT:Auto Freq Level Limit Line Margin Read Level Ant Factor Cable Loss Preamp Factor Aux Factor APos TPos Remark MHz dBuV/m dBuV/m dB dBuV dB/m dB dB dB cm deg 1 2377.80 46.31 54.00 -7.69 30.11 32.10 8.65 34.58 10.03 395 73 Average	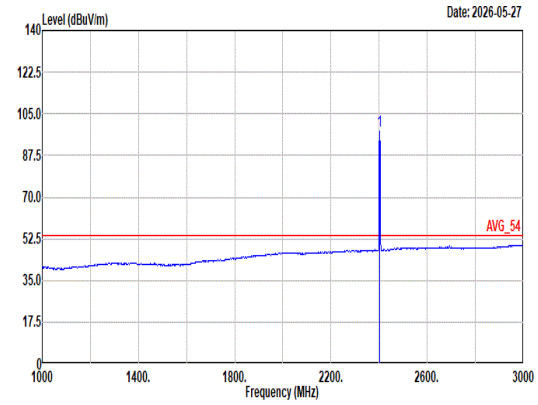 Site : 03CH07-HY Condition: AVG_54 3m HF_ANT_00075962 VERTICAL : RBW:1000.000kHz VBW:3.000kHz SWT:Auto Freq Level Limit Line Margin Read Level Ant Factor Cable Loss Preamp Factor Aux Factor APos TPos Remark MHz dBuV/m dBuV/m dB dBuV dB/m dB dB dB cm deg 1 2402.00 97.52 ------ ------ 81.27 32.12 8.69 34.60 10.04 395 73 Average

Remark: In the left figure, points 1 are the noise floor

Mode	20	
	Harmonic	
	2400-2483.5_Bluetooth-LE GSFK_CH00_2402MHz	
ANT	BT2	
Pol.	Horizontal	Vertical
Peak Avg	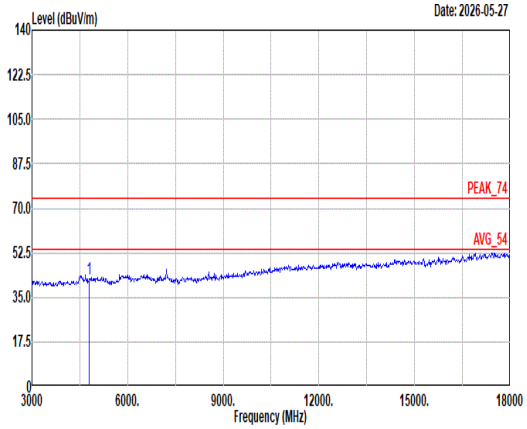 Site : 03CH07-HY Condition: PEAK_74 3m HF_ANT_00075962 HORIZONTAL Freq Level Limit Line Margin Read Level Ant Factor Cable Loss Preamp Factor Aux Factor APos TPos Remark MHz dBuV/m dBuV/m dB dBuV dB/m dB dB dB cm deg 1 4804.00 42.48 74.00 -31.52 52.87 34.50 12.31 58.10 0.90 -- -- Peak	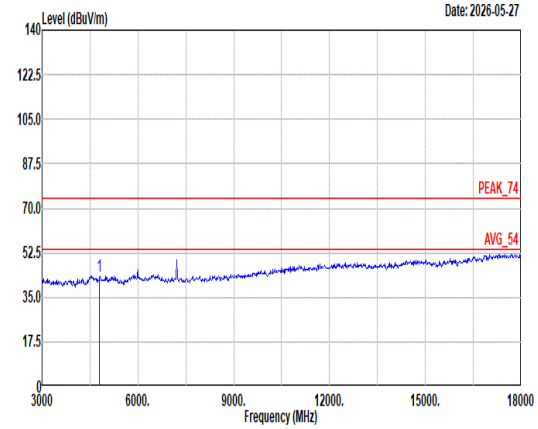 Site : 03CH07-HY Condition: PEAK_74 3m HF_ANT_00075962 VERTICAL Freq Level Limit Line Margin Read Level Ant Factor Cable Loss Preamp Factor Aux Factor APos TPos Remark MHz dBuV/m dBuV/m dB dBuV dB/m dB dB dB cm deg 1 4804.00 43.39 74.00 -30.61 53.78 34.50 12.31 58.10 0.90 -- -- Peak

Remark: In the figure, points 1 are the noise floor

Mode	20	
	Harmonic	
	2400-2483.5_Bluetooth-LE GSFK_CH00_2402MHz	
ANT	BT2	
Pol.	Horizontal	Vertical
14.47G ~14.5G Avg	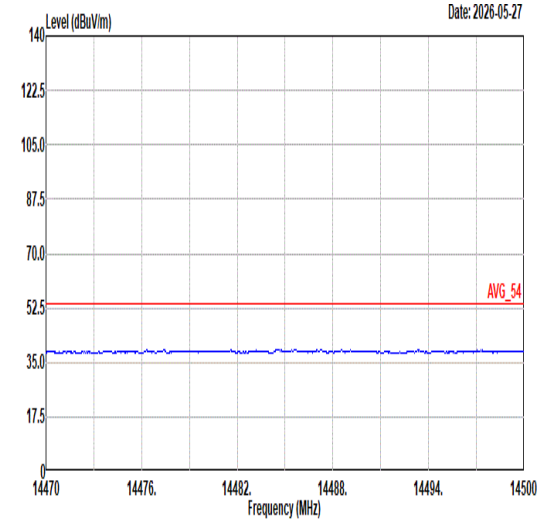 Site : 03CH07-HY Condition: AVG_54 3m HF_ANT_00075962 HORIZONTAL	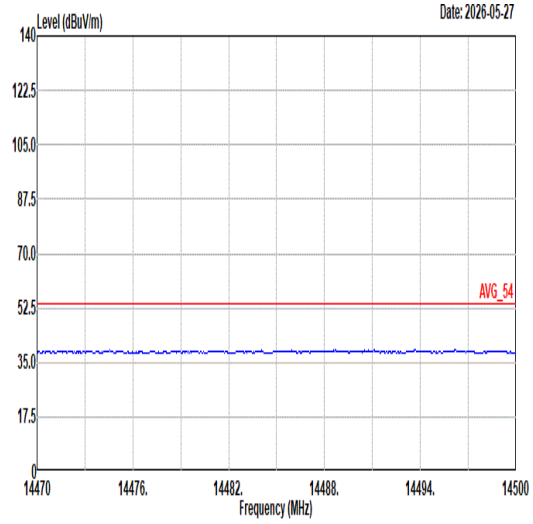 Site : 03CH07-HY Condition: AVG_54 3m HF_ANT_00075962 VERTICAL
17.7G ~18G Avg	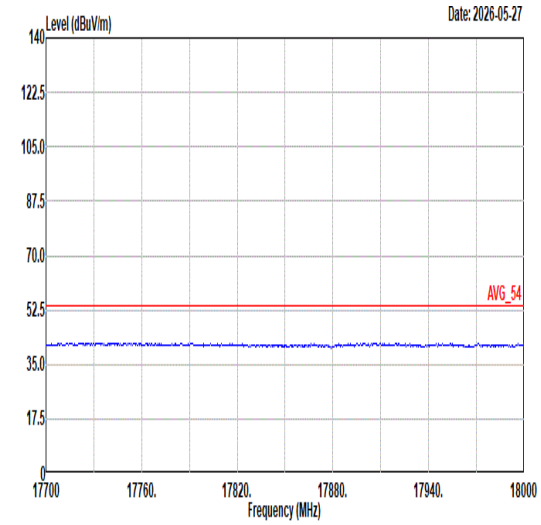 Site : 03CH07-HY Condition: AVG_54 3m HF_ANT_00075962 HORIZONTAL	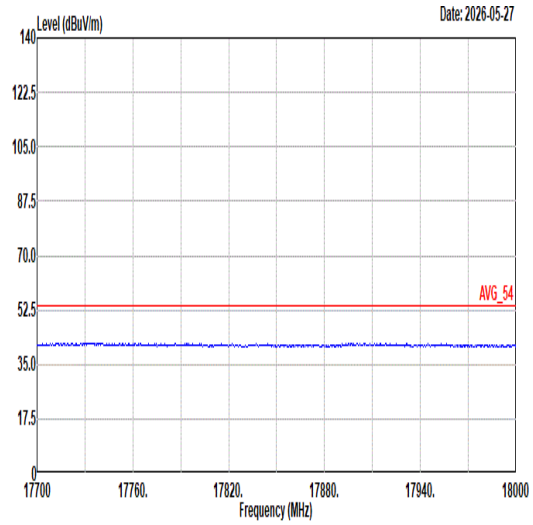 Site : 03CH07-HY Condition: AVG_54 3m HF_ANT_00075962 VERTICAL

Mode	21	
	Band Edge - L	
	2400-2483.5_Bluetooth-LE GSFK_CH19_2440MHz	
ANT	BT2	
Pol.	Horizontal	Fundamental
Peak	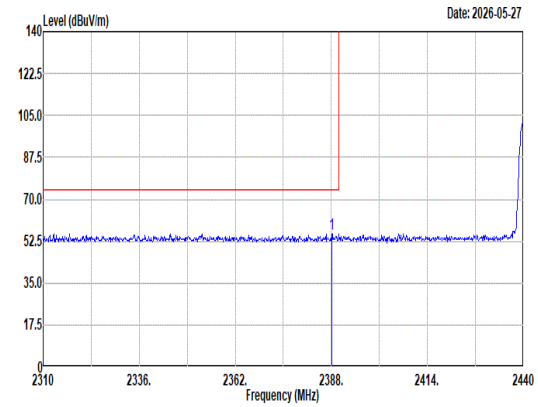 Site : 03CH07-HY Condition: PEAK_BE_74 3m HF_ANT_00075962 HORIZONTAL : RBW:1000.000kHz VBW:3000.000kHz SWT:Auto 1 2388.13 55.48 74.00 -18.52 39.26 32.10 8.67 34.59 10.04 383 347 Peak	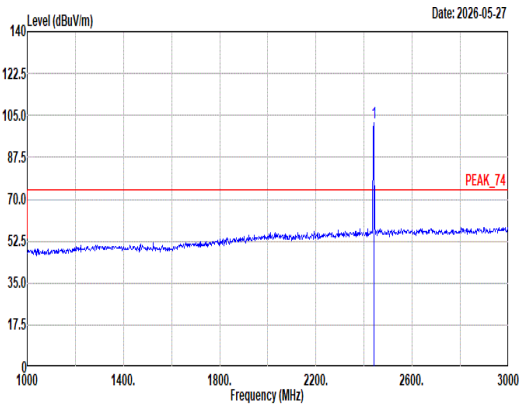 Site : 03CH07-HY Condition: PEAK_74 3m HF_ANT_00075962 HORIZONTAL : RBW:1000.000kHz VBW:3000.000kHz SWT:Auto 1 2440.00 101.79 ------ ------ 85.24 32.40 8.76 34.62 10.01 383 347 Peak
Avg	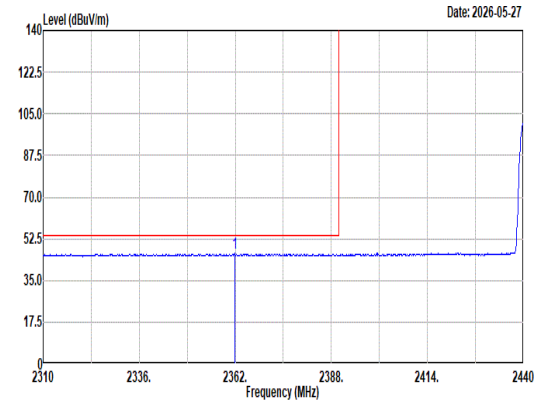 Site : 03CH07-HY Condition: AVG_BE_54 3m HF_ANT_00075962 HORIZONTAL : RBW:1000.000kHz VBW:3.000kHz SWT:Auto 1 2361.87 46.24 54.00 -7.76 29.99 32.18 8.62 34.57 10.02 383 347 Average	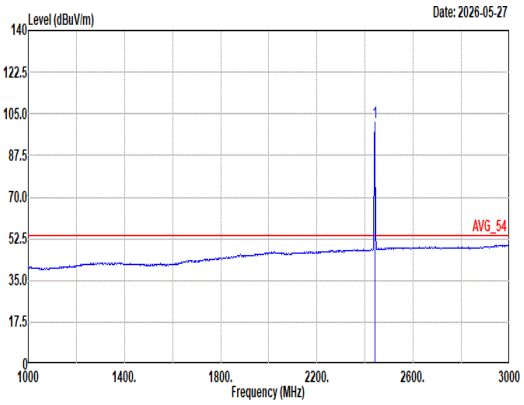 Site : 03CH07-HY Condition: AVG_54 3m HF_ANT_00075962 HORIZONTAL : RBW:1000.000kHz VBW:3.000kHz SWT:Auto 1 2440.00 101.22 ------ ------ 84.67 32.40 8.76 34.62 10.01 383 347 Average

Remark: In the left figure, points 1 are the noise floor

Mode	21	
	Band Edge - R	
	2400-2483.5_Bluetooth-LE GSFK_CH19_2440MHz	
ANT	BT2	
Pol.	Horizontal	Fundamental
Peak	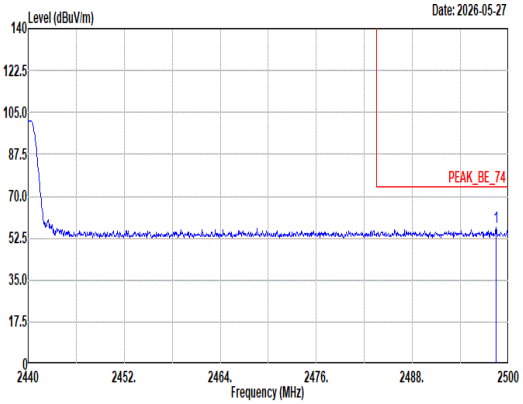 Site : 03CH07-HY Condition: PEAK_BE_74 3m HF_ANT_00075962 HORIZONTAL : RBW:1000.000kHz VBW:3000.000kHz SWT:Auto Limit Read Ant Cable Preamp Aux APos TPos Freq Level Line Margin Level Factor Loss Factor Factor Remark MHz dBuV/m dBuV/m dB dBuV dB/m dB dB dB cm deg 1 2498.44 56.89 74.00 -17.11 39.84 32.88 8.87 34.66 9.96 383 347 Peak	Blank
Avg	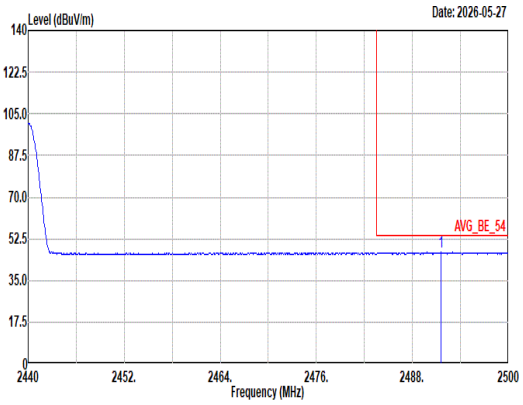 Site : 03CH07-HY Condition: AVG_BE_54 3m HF_ANT_00075962 HORIZONTAL : RBW:1000.000kHz VBW:3.000kHz SWT:Auto Limit Read Ant Cable Preamp Aux APos TPos Freq Level Line Margin Level Factor Loss Factor Factor Remark MHz dBuV/m dBuV/m dB dBuV dB/m dB dB dB cm deg 1 2491.60 46.81 54.00 -7.19 29.81 32.82 8.86 34.65 9.97 383 347 Average	Blank

Remark: In the left figure, points 1 are the noise floor

Mode	21	
	Band Edge - L	
	2400-2483.5_Bluetooth-LE GSFK_CH19_2440MHz	
ANT	BT2	
Pol.	Vertical	Fundamental
Peak	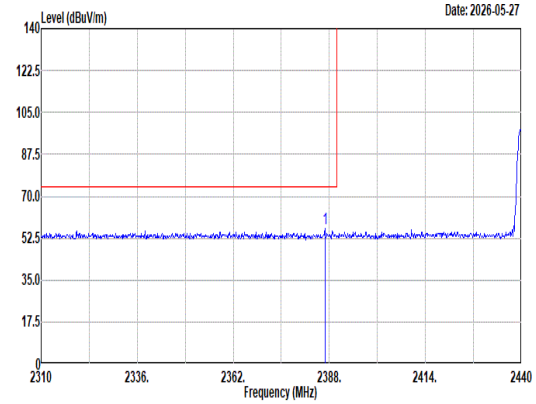 Site : 03CH07-HY Condition: PEAK_BE_74 3m HF_ANT_00075962 VERTICAL : RBW:1000.000kHz VBW:3000.000kHz SWT:Auto Freq Level Limit Line Margin Read Level Ant Factor Cable Loss Preamp Factor Aux Factor APos TPos Remark MHz dBuV/m dBuV/m dB dBuV dB/m dB dB dB cm deg 1 2386.83 56.33 74.00 -17.67 40.12 32.10 8.67 34.59 10.03 333 88 Peak	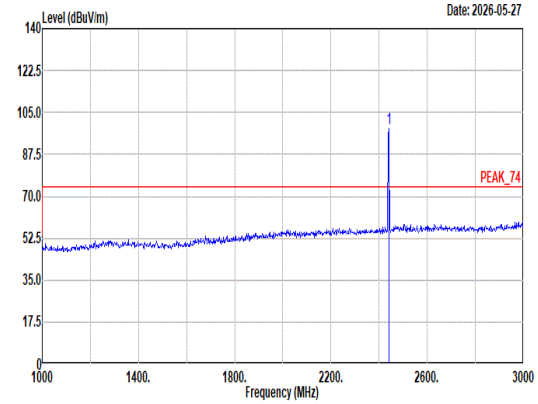 Site : 03CH07-HY Condition: PEAK_74 3m HF_ANT_00075962 VERTICAL : RBW:1000.000kHz VBW:3000.000kHz SWT:Auto Freq Level Limit Line Margin Read Level Ant Factor Cable Loss Preamp Factor Aux Factor APos TPos Remark MHz dBuV/m dBuV/m dB dBuV dB/m dB dB dB cm deg 1 2440.00 98.16 ------ ------ 81.61 32.40 8.76 34.62 10.01 333 88 Peak
Avg	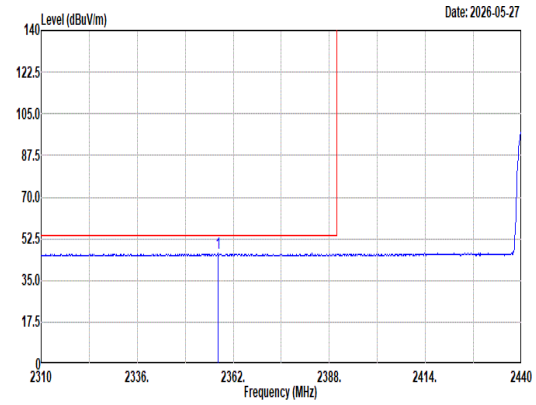 Site : 03CH07-HY Condition: AVG_BE_54 3m HF_ANT_00075962 VERTICAL : RBW:1000.000kHz VBW:3.000kHz SWT:Auto Freq Level Limit Line Margin Read Level Ant Factor Cable Loss Preamp Factor Aux Factor APos TPos Remark MHz dBuV/m dBuV/m dB dBuV dB/m dB dB dB cm deg 1 2357.84 46.36 54.00 -7.64 30.11 32.18 8.62 34.57 10.02 333 88 Average	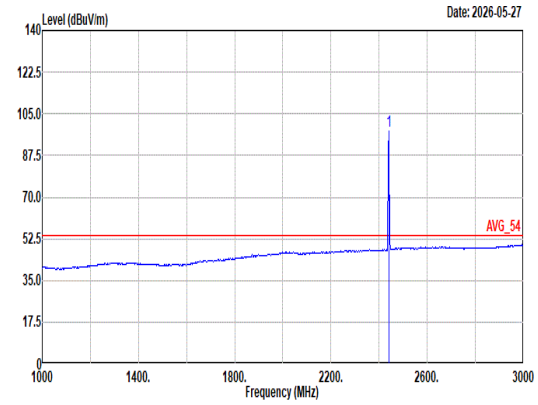 Site : 03CH07-HY Condition: AVG_54 3m HF_ANT_00075962 VERTICAL : RBW:1000.000kHz VBW:3.000kHz SWT:Auto Freq Level Limit Line Margin Read Level Ant Factor Cable Loss Preamp Factor Aux Factor APos TPos Remark MHz dBuV/m dBuV/m dB dBuV dB/m dB dB dB cm deg 1 2440.00 97.60 ------ ------ 81.05 32.40 8.76 34.62 10.01 333 88 Average

Remark: In the left figure, points 1 are the noise floor

Mode	21	
	Band Edge - R	
	2400-2483.5_Bluetooth-LE GSFK_CH19_2440MHz	
ANT	BT2	
Pol.	Vertical	Fundamental
Peak	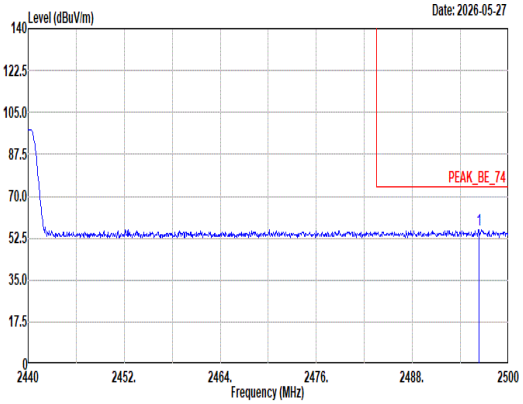 Site : 03CH07-HY Condition: PEAK_BE_74 3m HF_ANT_00075962 VERTICAL : RBW:1000.000kHz VBW:3000.000kHz SWT:Auto Limit Read Ant Cable Preamp Aux APos TPos Freq Level Line Margin Level Factor Loss Factor Factor Remark MHz dBuV/m dBuV/m dB dBuV dB/m dB dB dB cm deg 1 2496.28 56.21 74.00 -17.79 39.18 32.86 8.87 34.66 9.96 333 88 Peak	Blank
Avg	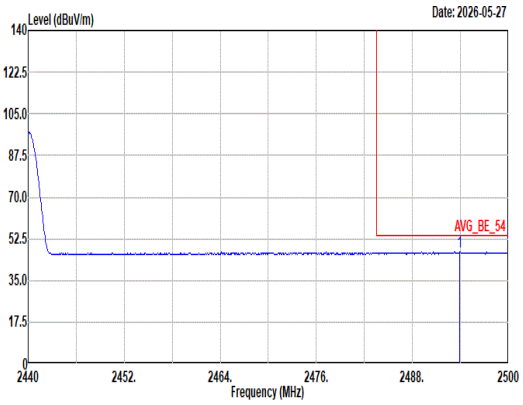 Site : 03CH07-HY Condition: AVG_BE_54 3m HF_ANT_00075962 VERTICAL : RBW:1000.000kHz VBW:3.000kHz SWT:Auto Limit Read Ant Cable Preamp Aux APos TPos Freq Level Line Margin Level Factor Loss Factor Factor Remark MHz dBuV/m dBuV/m dB dBuV dB/m dB dB dB cm deg 1 2493.94 47.01 54.00 -6.99 30.01 32.84 8.86 34.66 9.96 333 88 Average	Blank

Remark: In the left figure, points 1 are the noise floor

Mode	21	
	Harmonic	
	2400-2483.5_Bluetooth-LE GSFK_CH19_2440MHz	
ANT	BT2	
Pol.	Horizontal	Vertical
Peak Avg	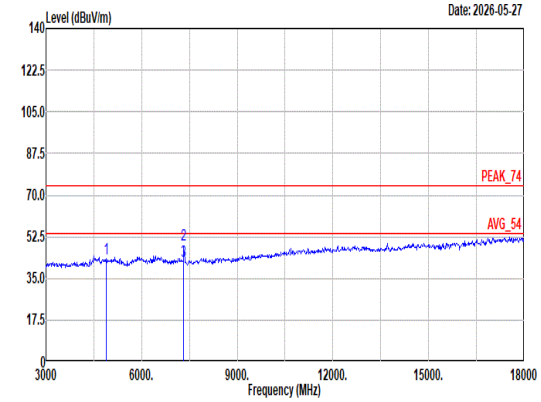 Site : 03CH07-HY Condition: PEAK_74 3m HF_ANT_00075962 HORIZONTAL Freq Level Limit Line Margin Read Level Ant Factor Cable Loss Preamp Factor Aux Factor APos TPos Remark MHz dBuV/m dBuV/m dB dBuV dB/m dB dB dB cm deg 1 4880.00 43.09 74.00 -30.91 53.34 34.44 12.41 57.99 0.89 -- -- Peak 2 7320.00 48.92 74.00 -25.08 54.90 36.00 14.94 57.87 0.95 377 315 Peak 3 7320.00 42.52 54.00 -11.48 48.50 36.00 14.94 57.87 0.95 377 315 Average	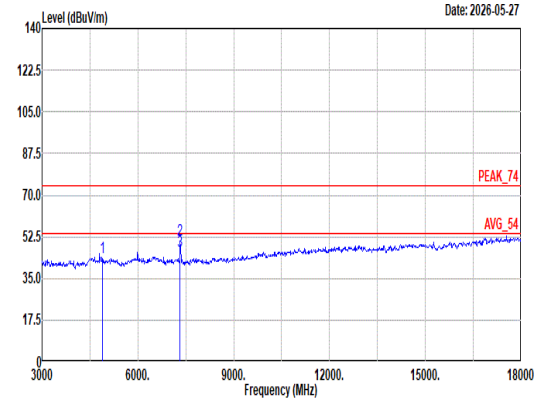 Site : 03CH07-HY Condition: PEAK_74 3m HF_ANT_00075962 VERTICAL Freq Level Limit Line Margin Read Level Ant Factor Cable Loss Preamp Factor Aux Factor APos TPos Remark MHz dBuV/m dBuV/m dB dBuV dB/m dB dB dB cm deg 1 4880.00 43.66 74.00 -30.34 53.91 34.44 12.41 57.99 0.89 -- -- Peak 2 7320.00 51.23 74.00 -22.77 57.21 36.00 14.94 57.87 0.95 100 79 Peak 3 7320.00 46.39 54.00 -7.61 52.37 36.00 14.94 57.87 0.95 100 79 Average

Remark: In the figure, points 1 are the noise floor

Mode	21	
	Harmonic	
	2400-2483.5_Bluetooth-LE GSFK_CH19_2440MHz	
ANT	BT2	
Pol.	Horizontal	Vertical
14.47G ~14.5G Avg	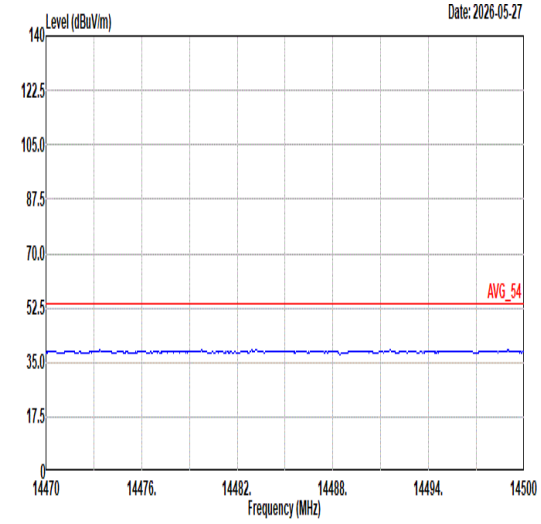 Site : 03CH07-HY Condition: AVG_54 3m HF_ANT_00075962 HORIZONTAL	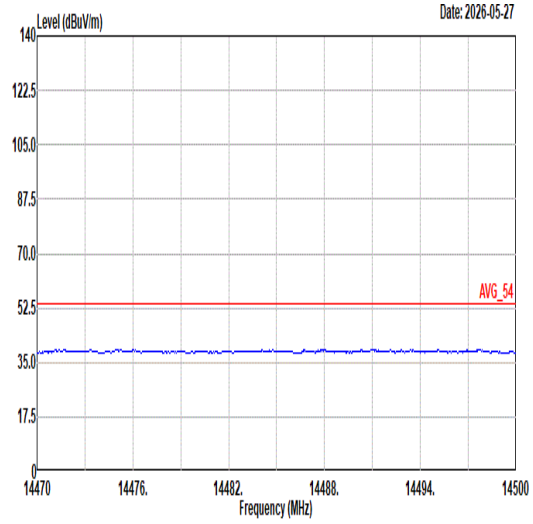 Site : 03CH07-HY Condition: AVG_54 3m HF_ANT_00075962 VERTICAL
17.7G ~18G Avg	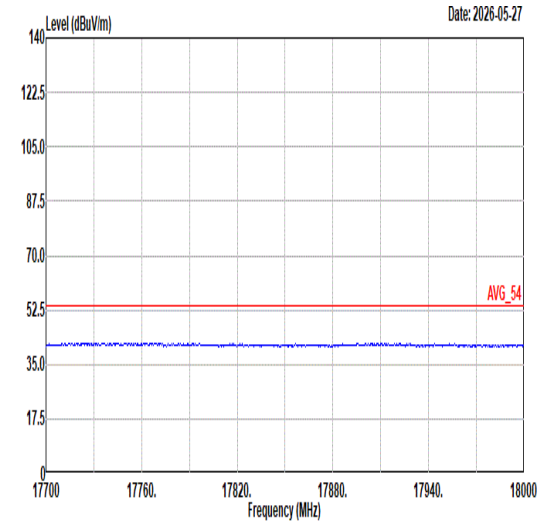 Site : 03CH07-HY Condition: AVG_54 3m HF_ANT_00075962 HORIZONTAL	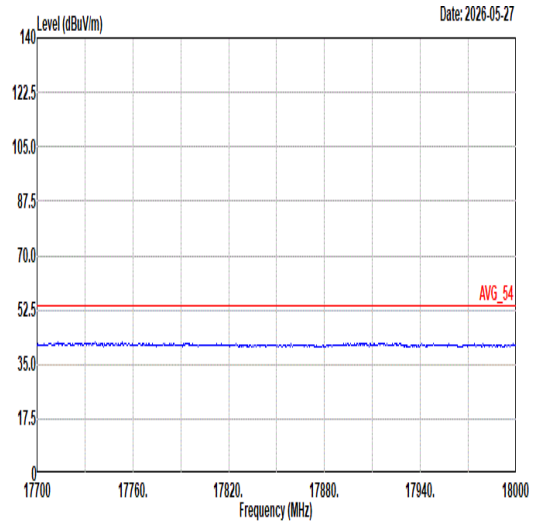 Site : 03CH07-HY Condition: AVG_54 3m HF_ANT_00075962 VERTICAL

Mode	22	
	Band Edge	
	2400-2483.5_Bluetooth-LE GSFK_CH39_2480MHz	
ANT	BT2	
Pol.	Horizontal	Fundamental
Peak	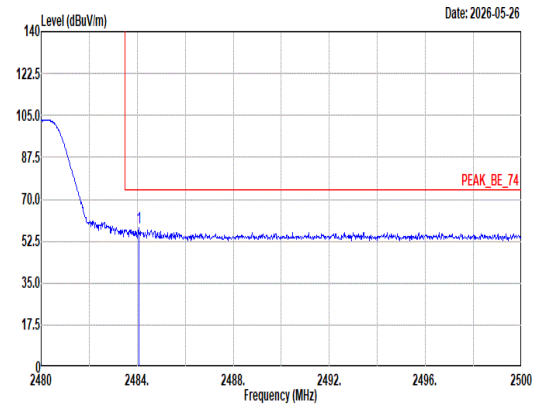 Site : 03CH07-HY Condition: PEAK_BE_74 3m HF_ANT_00075962 HORIZONTAL : RBW:1000.000kHz VBW:3000.000kHz SWT:Auto Freq Level Limit Line Margin Read Level Ant Factor Cable Loss Preamp Factor Aux Factor APos TPos Remark MHz dBuV/m dBuV/m dB dBuV dB/m dB dB dB cm deg 1 2484.06 57.98 74.00 -16.02 41.07 32.74 8.85 34.65 9.97 373 0 Peak	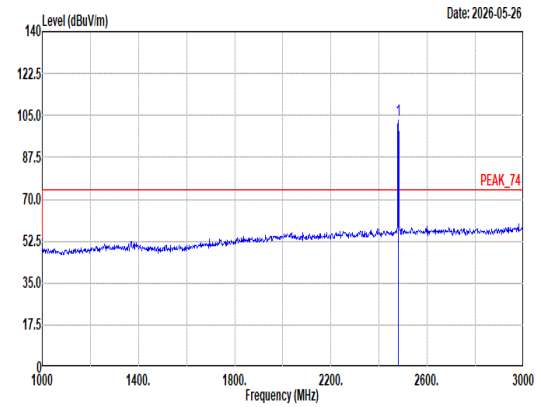 Site : 03CH07-HY Condition: PEAK_74 3m HF_ANT_00075962 HORIZONTAL : RBW:1000.000kHz VBW:3000.000kHz SWT:Auto Freq Level Limit Line Margin Read Level Ant Factor Cable Loss Preamp Factor Aux Factor APos TPos Remark MHz dBuV/m dBuV/m dB dBuV dB/m dB dB dB cm deg 1 2480.00 103.26 ------ ------ 86.39 32.70 8.84 34.65 9.98 373 0 Peak
Avg	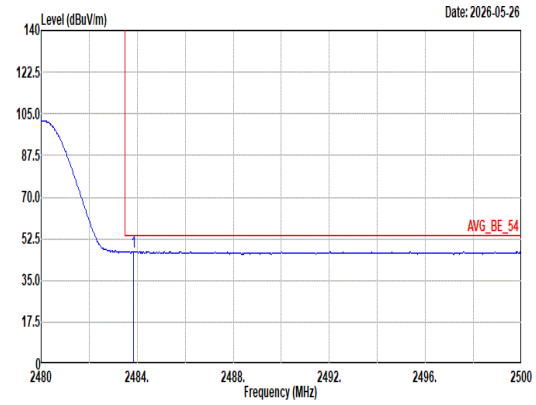 Site : 03CH07-HY Condition: AVG_BE_54 3m HF_ANT_00075962 HORIZONTAL : RBW:1000.000kHz VBW:3.000kHz SWT:Auto Freq Level Limit Line Margin Read Level Ant Factor Cable Loss Preamp Factor Aux Factor APos TPos Remark MHz dBuV/m dBuV/m dB dBuV dB/m dB dB dB cm deg 1 2483.84 47.14 54.00 -6.86 30.23 32.74 8.85 34.65 9.97 373 0 Average	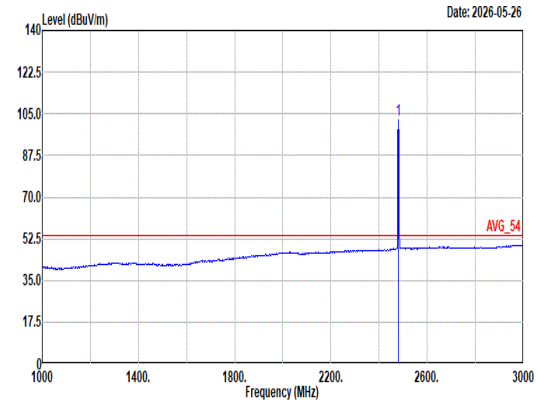 Site : 03CH07-HY Condition: AVG_54 3m HF_ANT_00075962 HORIZONTAL : RBW:1000.000kHz VBW:3.000kHz SWT:Auto Freq Level Limit Line Margin Read Level Ant Factor Cable Loss Preamp Factor Aux Factor APos TPos Remark MHz dBuV/m dBuV/m dB dBuV dB/m dB dB dB cm deg 1 2480.00 102.63 ------ ------ 85.76 32.70 8.84 34.65 9.98 373 0 Average

Mode	22	
	Band Edge	
	2400-2483.5_Bluetooth-LE GSFK_CH39_2480MHz	
ANT	BT2	
Pol.	Vertical	Fundamental
Peak	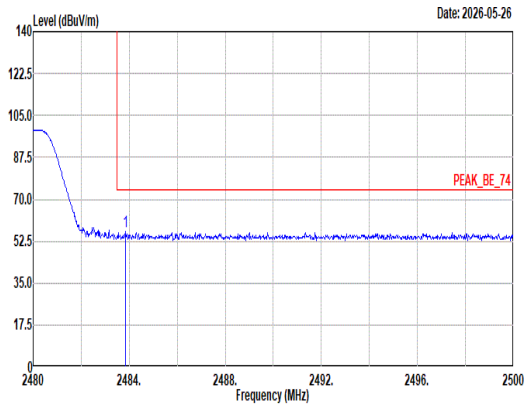 Site : 03CH07-HY Condition: PEAK_BE_74 3m HF_ANT_00075962 VERTICAL : RBW:1000.000kHz VBW:3000.000kHz SWT:Auto Freq Level Limit Line Margin Read Level Ant Factor Cable Loss Preamp Factor Aux Factor APos TPos Remark MHz dBuV/m dBuV/m dB dBuV dB/m dB dB dB cm deg 1 2483.84 56.44 74.00 -17.56 39.53 32.74 8.85 34.65 9.97 400 85 Peak	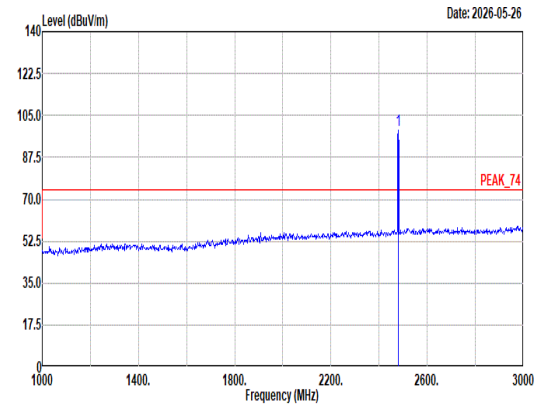 Site : 03CH07-HY Condition: PEAK_74 3m HF_ANT_00075962 VERTICAL : RBW:1000.000kHz VBW:3000.000kHz SWT:Auto Freq Level Limit Line Margin Read Level Ant Factor Cable Loss Preamp Factor Aux Factor APos TPos Remark MHz dBuV/m dBuV/m dB dBuV dB/m dB dB dB cm deg 1 2480.00 98.97 ------ ------ 82.10 32.70 8.84 34.65 9.98 400 85 Peak
Avg	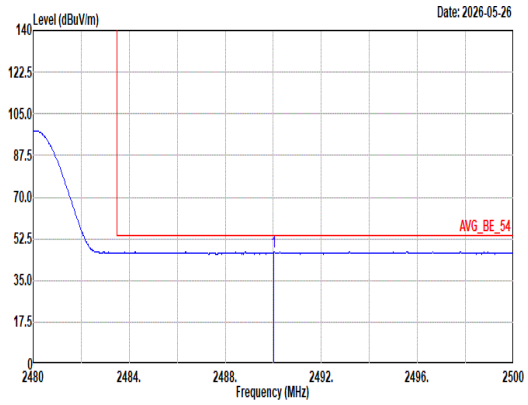 Site : 03CH07-HY Condition: AVG_BE_54 3m HF_ANT_00075962 VERTICAL : RBW:1000.000kHz VBW:3.000kHz SWT:Auto Freq Level Limit Line Margin Read Level Ant Factor Cable Loss Preamp Factor Aux Factor APos TPos Remark MHz dBuV/m dBuV/m dB dBuV dB/m dB dB dB cm deg 1 2490.02 46.95 54.00 -7.05 29.97 32.80 8.86 34.65 9.97 400 85 Average	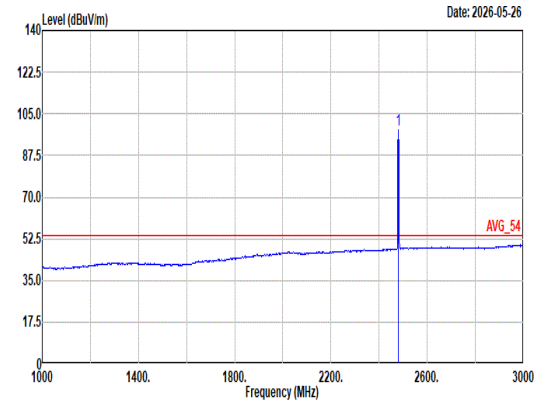 Site : 03CH07-HY Condition: AVG_54 3m HF_ANT_00075962 VERTICAL : RBW:1000.000kHz VBW:3.000kHz SWT:Auto Freq Level Limit Line Margin Read Level Ant Factor Cable Loss Preamp Factor Aux Factor APos TPos Remark MHz dBuV/m dBuV/m dB dBuV dB/m dB dB dB cm deg 1 2480.00 98.38 ------ ------ 81.51 32.70 8.84 34.65 9.98 400 85 Average

Remark: In the left figure, points 1 are the noise floor

Mode	22	
	Harmonic	
	2400-2483.5_Bluetooth-LE GSFK_CH39_2480MHz	
ANT	BT2	
Pol.	Horizontal	Vertical
Peak Avg	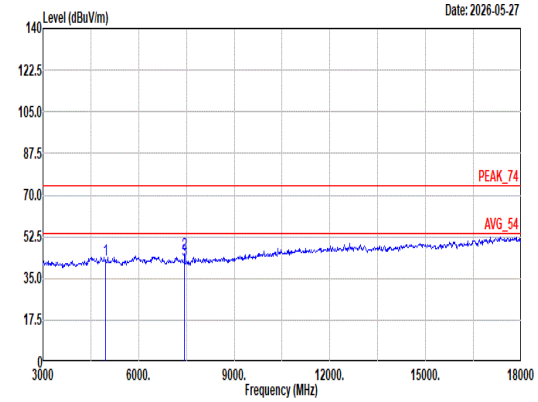 Site : 03CH07-HY Condition: PEAK_74 3m HF_ANT_00075962 HORIZONTAL Freq Level Limit Line Margin Read Level Ant Factor Cable Loss Preamp Factor Aux Factor APos TPos Remark MHz dBuV/m dBuV/m dB dBuV dB/m dB dB dB cm deg 1 4960.00 42.78 74.00 -31.22 52.74 34.54 12.50 57.88 0.88 -- -- Peak 2 7440.00 45.58 74.00 -28.42 51.70 36.00 15.03 58.07 0.92 400 308 Peak 3 7440.00 42.98 54.00 -11.02 49.10 36.00 15.03 58.07 0.92 400 308 Average	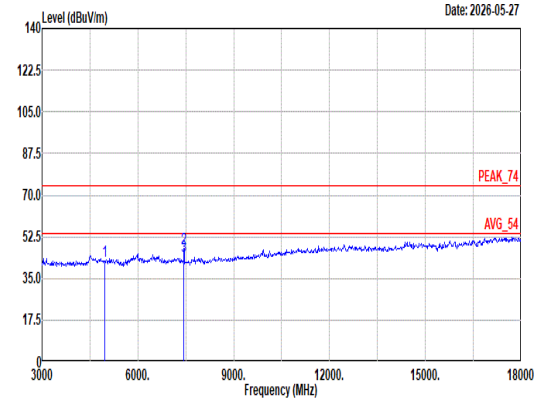 Site : 03CH07-HY Condition: PEAK_74 3m HF_ANT_00075962 VERTICAL Freq Level Limit Line Margin Read Level Ant Factor Cable Loss Preamp Factor Aux Factor APos TPos Remark MHz dBuV/m dBuV/m dB dBuV dB/m dB dB dB cm deg 1 4960.00 42.24 74.00 -31.76 52.20 34.54 12.50 57.88 0.88 -- -- Peak 2 7440.00 47.72 74.00 -26.28 53.84 36.00 15.03 58.07 0.92 100 89 Peak 3 7440.00 44.58 54.00 -9.42 50.70 36.00 15.03 58.07 0.92 100 89 Average

Remark: In the figure, points 1 are the noise floor

Mode	22	
	Harmonic	
	2400-2483.5_Bluetooth-LE GSFK_CH39_2480MHz	
ANT	BT2	
Pol.	Horizontal	Vertical
14.47G ~14.5G Avg	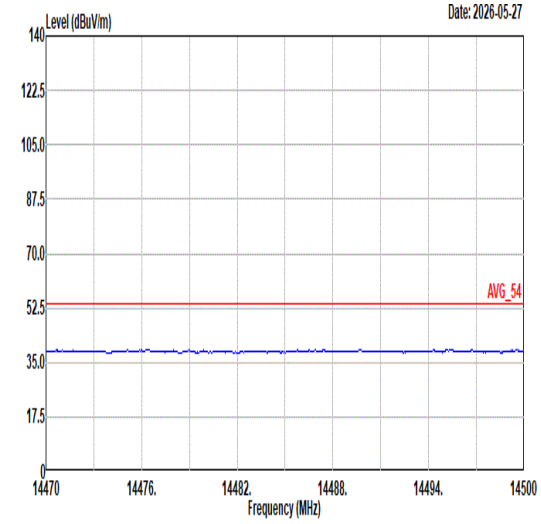 Site : 03CH07-HY Condition: AVG_54 3m HF_ANT_00075962 HORIZONTAL	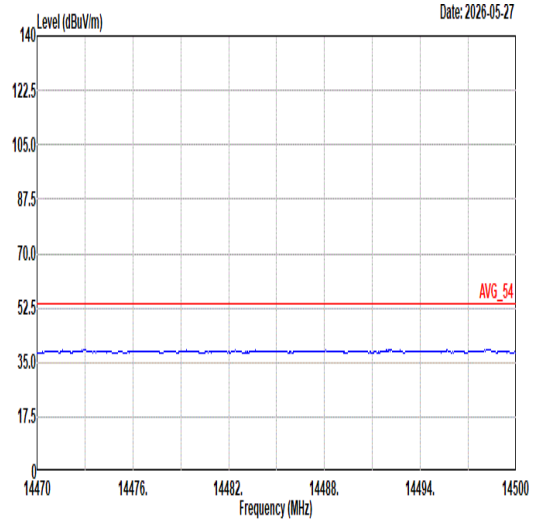 Site : 03CH07-HY Condition: AVG_54 3m HF_ANT_00075962 VERTICAL
17.7G ~18G Avg	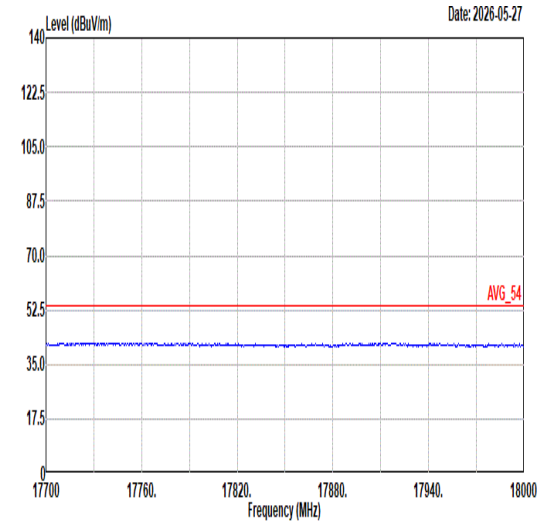 Site : 03CH07-HY Condition: AVG_54 3m HF_ANT_00075962 HORIZONTAL	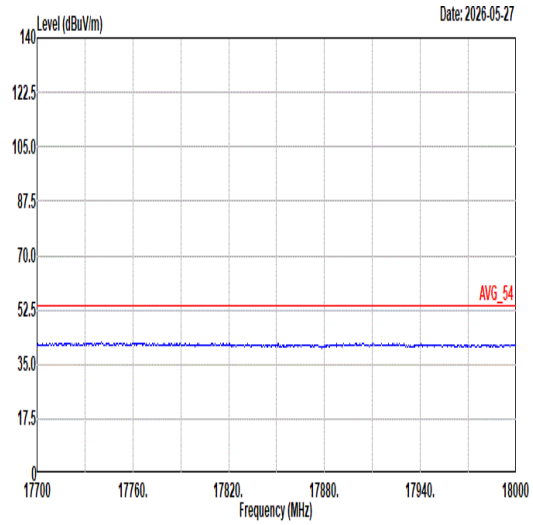 Site : 03CH07-HY Condition: AVG_54 3m HF_ANT_00075962 VERTICAL

Mode	23	
	Band Edge	
	2400-2483.5_Bluetooth-LE GSFK _CH00_2402MHz	
ANT	BT2	
Pol.	Horizontal	Fundamental
Peak	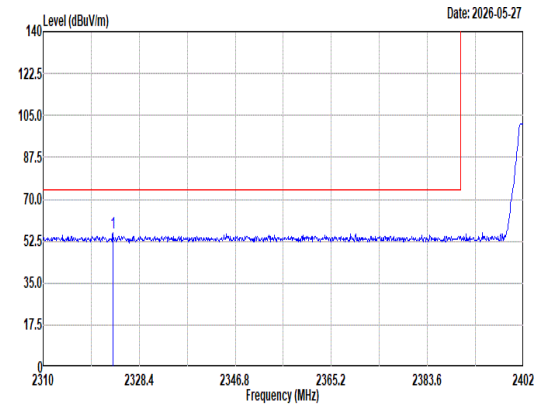 Site : 03CH07-HY Condition: PEAK_BE_74 3m HF_ANT_00075962 HORIZONTAL : RBW:1000.000kHz VBW:3000.000kHz SWT:Auto Freq Level Limit Line Margin Read Level Ant Factor Cable Loss Preamp Factor Aux Factor APos TPos Remark MHz dBuV/m dBuV/m dB dBuV dB/m dB dB dB cm deg 1 2323.34 55.81 74.00 -18.19 39.69 32.10 8.56 34.55 10.01 347 342 Peak	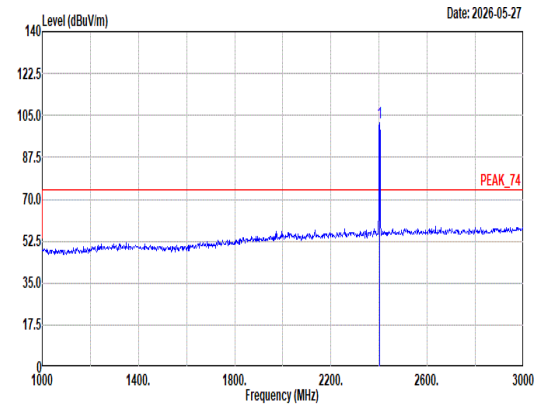 Site : 03CH07-HY Condition: PEAK_74 3m HF_ANT_00075962 HORIZONTAL : RBW:1000.000kHz VBW:3000.000kHz SWT:Auto Freq Level Limit Line Margin Read Level Ant Factor Cable Loss Preamp Factor Aux Factor APos TPos Remark MHz dBuV/m dBuV/m dB dBuV dB/m dB dB dB cm deg 1 2402.00 101.94 ------ ------ 85.69 32.12 8.69 34.60 10.04 347 342 Peak
Avg	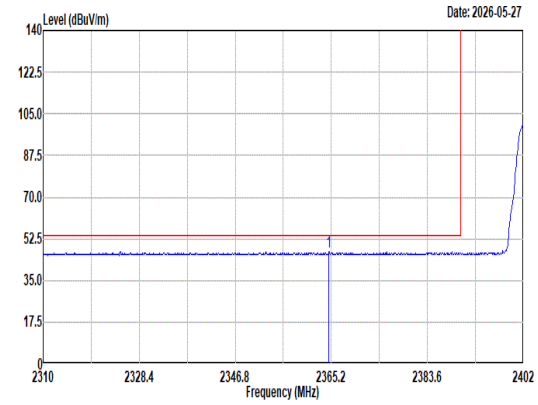 Site : 03CH07-HY Condition: AVG_BE_54 3m HF_ANT_00075962 HORIZONTAL : RBW:1000.000kHz VBW:5.100kHz SWT:Auto Freq Level Limit Line Margin Read Level Ant Factor Cable Loss Preamp Factor Aux Factor APos TPos Remark MHz dBuV/m dBuV/m dB dBuV dB/m dB dB dB cm deg 1 2364.74 46.88 54.00 -7.12 30.64 32.15 8.63 34.57 10.03 347 342 Average	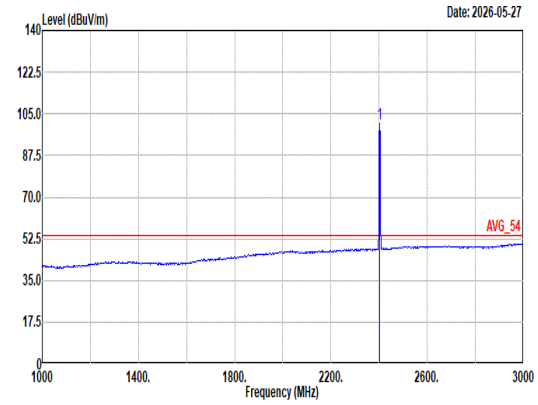 Site : 03CH07-HY Condition: AVG_54 3m HF_ANT_00075962 HORIZONTAL : RBW:1000.000kHz VBW:5.100kHz SWT:Auto Freq Level Limit Line Margin Read Level Ant Factor Cable Loss Preamp Factor Aux Factor APos TPos Remark MHz dBuV/m dBuV/m dB dBuV dB/m dB dB dB cm deg 1 2402.00 100.84 ------ ------ 84.59 32.12 8.69 34.60 10.04 347 342 Average

Remark: In the left figure, points 1 are the noise floor

Mode	23	
	Band Edge	
	2400-2483.5_Bluetooth-LE GSFK _CH00_2402MHz	
ANT	BT2	
Pol.	Vertical	Fundamental
Peak	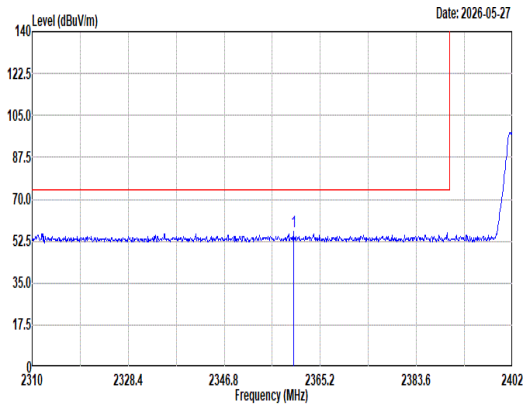 Site : 03CH07-HY Condition: PEAK_BE_74 3m HF_ANT_00075962 VERTICAL : RBW:1000.000kHz VBW:3000.000kHz SWT:Auto Freq Level Limit Line Margin Read Level Ant Factor Cable Loss Preamp Factor Aux Factor APos TPos Remark MHz dBuV/m dBuV/m dB dBuV dB/m dB dB dB cm deg 1 2360.05 56.42 74.00 -17.58 40.15 32.20 8.62 34.57 10.02 394 76 Peak	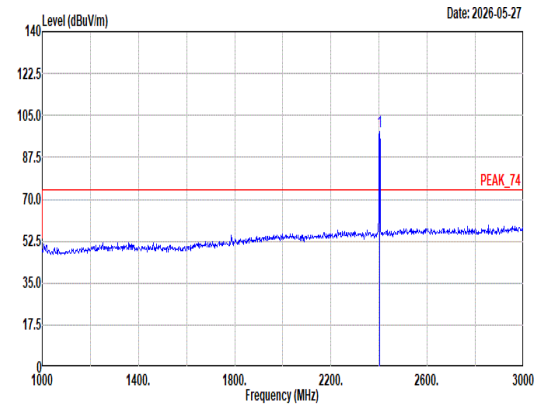 Site : 03CH07-HY Condition: PEAK_74 3m HF_ANT_00075962 VERTICAL : RBW:1000.000kHz VBW:3000.000kHz SWT:Auto Freq Level Limit Line Margin Read Level Ant Factor Cable Loss Preamp Factor Aux Factor APos TPos Remark MHz dBuV/m dBuV/m dB dBuV dB/m dB dB dB cm deg 1 2402.00 98.02 ------ ------ 81.77 32.12 8.69 34.60 10.04 394 76 Peak
Avg	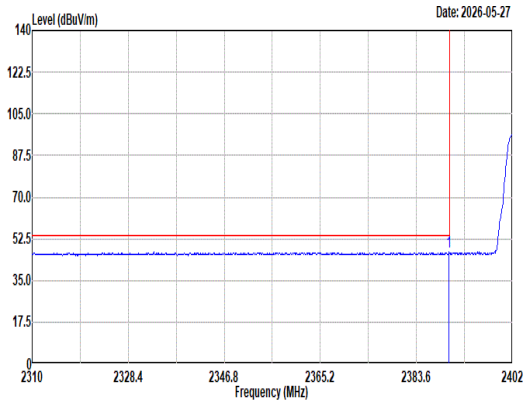 Site : 03CH07-HY Condition: AVG_BE_54 3m HF_ANT_00075962 VERTICAL : RBW:1000.000kHz VBW:5.100kHz SWT:Auto Freq Level Limit Line Margin Read Level Ant Factor Cable Loss Preamp Factor Aux Factor APos TPos Remark MHz dBuV/m dBuV/m dB dBuV dB/m dB dB dB cm deg 1 2389.86 46.89 54.00 -7.11 30.67 32.10 8.67 34.59 10.04 394 76 Average	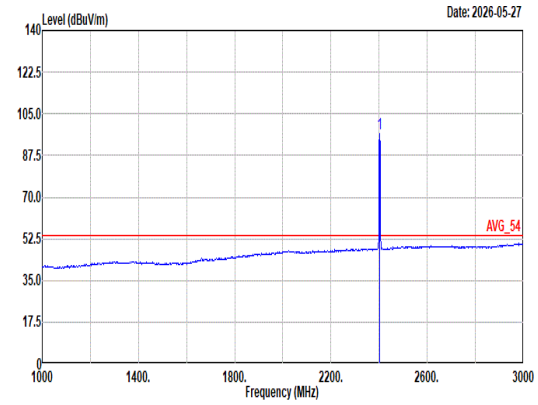 Site : 03CH07-HY Condition: AVG_54 3m HF_ANT_00075962 VERTICAL : RBW:1000.000kHz VBW:5.100kHz SWT:Auto Freq Level Limit Line Margin Read Level Ant Factor Cable Loss Preamp Factor Aux Factor APos TPos Remark MHz dBuV/m dBuV/m dB dBuV dB/m dB dB dB cm deg 1 2402.00 96.87 ------ ------ 80.62 32.12 8.69 34.60 10.04 394 76 Average

Remark: In the left figure, points 1 are the noise floor

Mode	23	
	Harmonic	
	2400-2483.5_Bluetooth-LE GSFK _CH00_2402MHz	
ANT	BT2	
Pol.	Horizontal	Vertical
Peak Avg	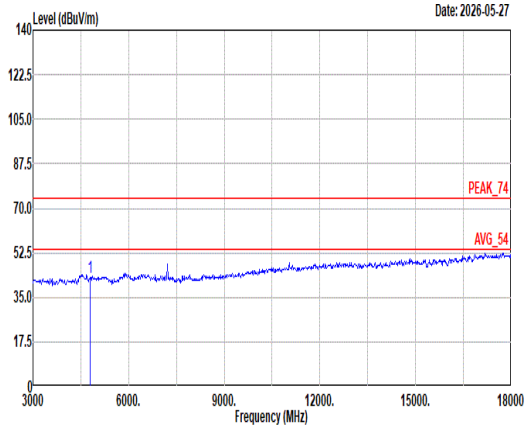 Site : 03CH07-HY Condition: PEAK_74 3m HF_ANT_00075962 HORIZONTAL Freq Level Limit Line Margin Read Level Ant Factor Cable Loss Preamp Factor Aux Factor APos TPos Remark MHz dBuV/m dBuV/m dB dBuV dB/m dB dB dB cm deg 1 4804.00 42.84 74.00 -31.16 53.23 34.50 12.31 58.10 0.90 -- -- Peak	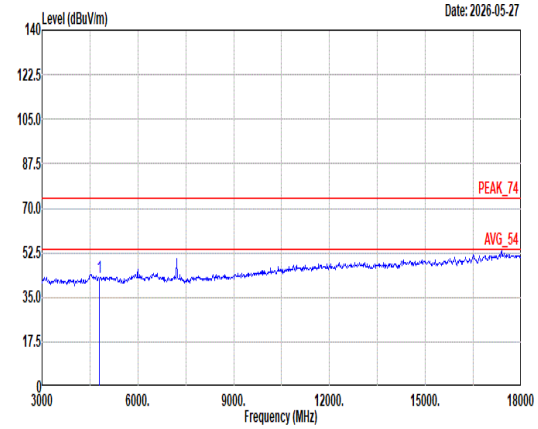 Site : 03CH07-HY Condition: PEAK_74 3m HF_ANT_00075962 VERTICAL Freq Level Limit Line Margin Read Level Ant Factor Cable Loss Preamp Factor Aux Factor APos TPos Remark MHz dBuV/m dBuV/m dB dBuV dB/m dB dB dB cm deg 1 4804.00 42.88 74.00 -31.12 53.27 34.50 12.31 58.10 0.90 -- -- Peak

Remark: In the figure, points 1 are the noise floor

Mode	23	
	Harmonic	
	2400-2483.5_Bluetooth-LE GSFK _CH00_2402MHz	
ANT	BT2	
Pol.	Horizontal	Vertical
14.47G ~14.5G Avg	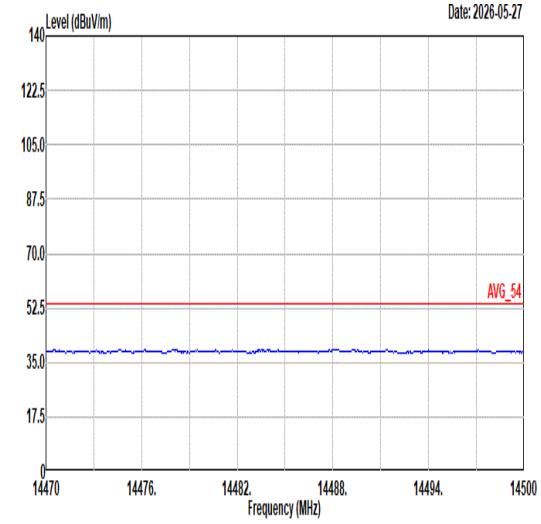 Site : 03CH07-HY Condition: AVG_54 3m HF_ANT_00075962 HORIZONTAL	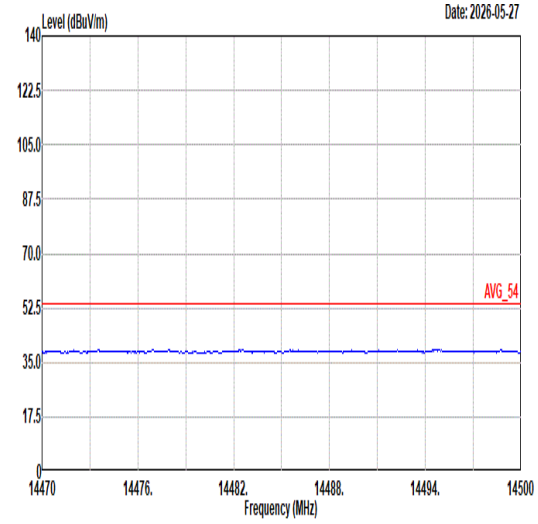 Site : 03CH07-HY Condition: AVG_54 3m HF_ANT_00075962 VERTICAL
17.7G ~18G Avg	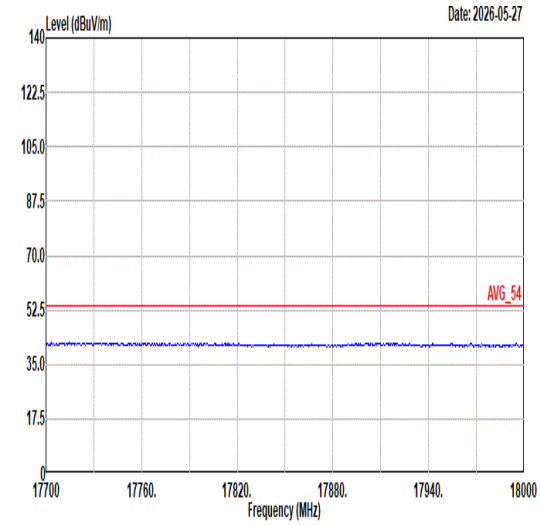 Site : 03CH07-HY Condition: AVG_54 3m HF_ANT_00075962 HORIZONTAL	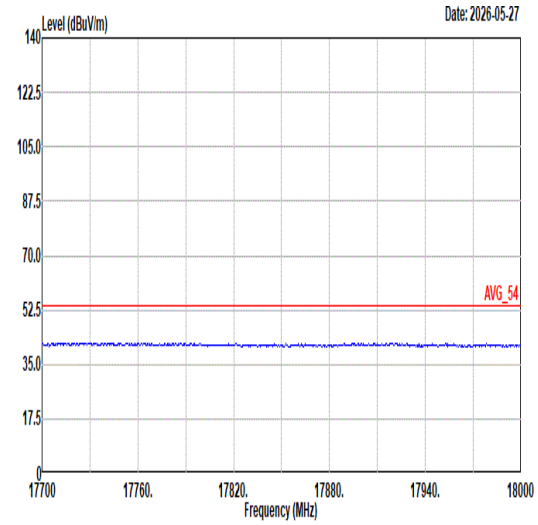 Site : 03CH07-HY Condition: AVG_54 3m HF_ANT_00075962 VERTICAL

Mode	24	
	Band Edge - L	
	2400-2483.5_Bluetooth-LE GSFK _CH19_2440MHz	
ANT	BT2	
Pol.	Horizontal	Fundamental
Peak	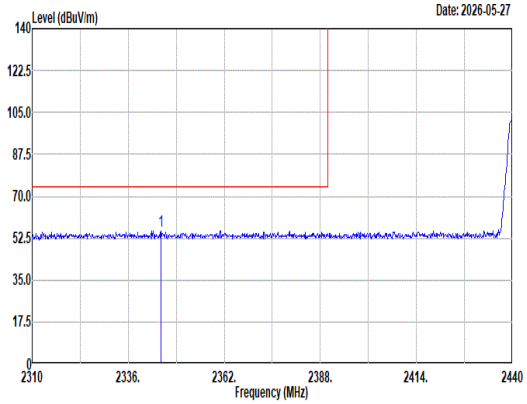 Site : 03CH07-HY Condition: PEAK_BE_74 3m HF_ANT_00075962 HORIZONTAL : RBW:1000.000kHz VBW:3000.000kHz SWT:Auto Freq Level Limit Line Margin Read Level Ant Factor Cable Loss Preamp Factor Aux Factor APos TPos Remark MHz dBuV/m dBuV/m dB dBuV dB/m dB dB dB cm deg 1 2344.84 55.47 74.00 -18.53 39.32 32.10 8.59 34.56 10.02 384 346 Peak	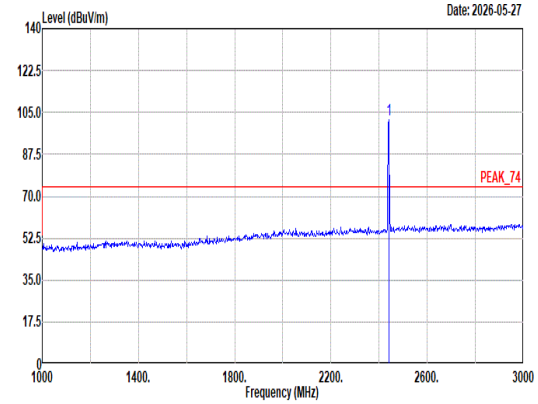 Site : 03CH07-HY Condition: PEAK_74 3m HF_ANT_00075962 HORIZONTAL : RBW:1000.000kHz VBW:3000.000kHz SWT:Auto Freq Level Limit Line Margin Read Level Ant Factor Cable Loss Preamp Factor Aux Factor APos TPos Remark MHz dBuV/m dBuV/m dB dBuV dB/m dB dB dB cm deg 1 2440.00 101.87 ------ ------ 85.32 32.40 8.76 34.62 10.01 384 346 Peak
Avg	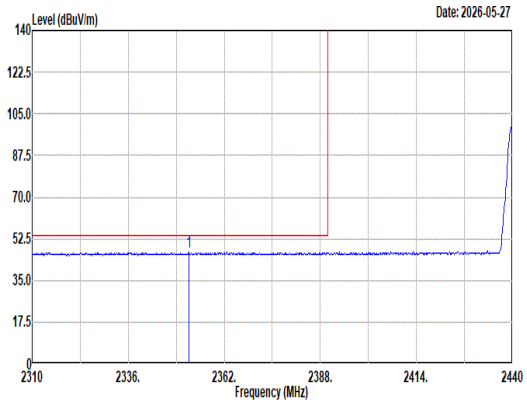 Site : 03CH07-HY Condition: AVG_BE_54 3m HF_ANT_00075962 HORIZONTAL : RBW:1000.000kHz VBW:5.100kHz SWT:Auto Freq Level Limit Line Margin Read Level Ant Factor Cable Loss Preamp Factor Aux Factor APos TPos Remark MHz dBuV/m dBuV/m dB dBuV dB/m dB dB dB cm deg 1 2352.38 46.89 54.00 -7.11 30.71 32.12 8.61 34.57 10.02 384 346 Average	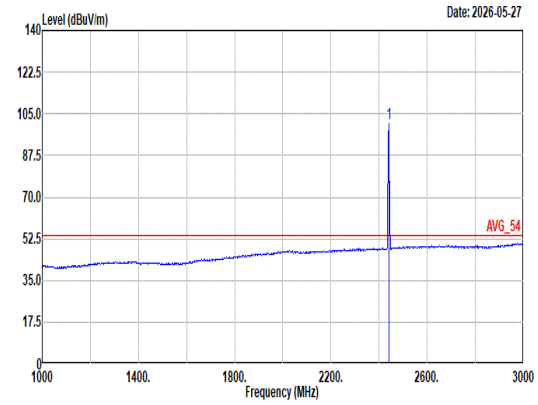 Site : 03CH07-HY Condition: AVG_54 3m HF_ANT_00075962 HORIZONTAL : RBW:1000.000kHz VBW:5.100kHz SWT:Auto Freq Level Limit Line Margin Read Level Ant Factor Cable Loss Preamp Factor Aux Factor APos TPos Remark MHz dBuV/m dBuV/m dB dBuV dB/m dB dB dB cm deg 1 2440.00 100.75 ------ ------ 84.20 32.40 8.76 34.62 10.01 384 346 Average

Remark: In the left figure, points 1 are the noise floor

Mode	24	
	Band Edge - R	
	2400-2483.5_Bluetooth-LE GSFK _CH19_2440MHz	
ANT	BT2	
Pol.	Horizontal	Fundamental
Peak	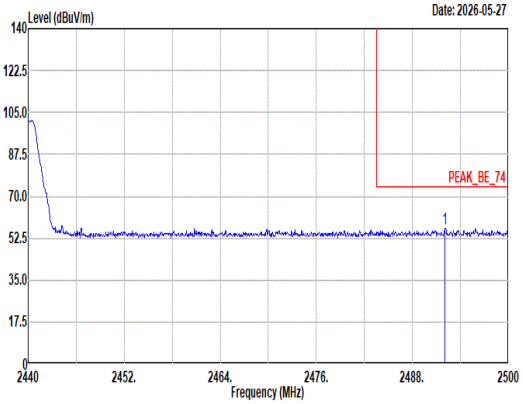 Site : 03CH07-HY Condition: PEAK_BE_74 3m HF_ANT_00075962 HORIZONTAL : RBW:1000.000kHz VBW:3000.000kHz SWT:Auto Freq Level Limit Line Margin Read Level Ant Factor Cable Loss Preamp Factor Aux Factor APos TPos Remark MHz dBuV/m dBuV/m dB dBuV dB/m dB dB dB cm deg 1 2492.02 56.74 74.00 -17.26 39.74 32.82 8.86 34.65 9.97 384 346 Peak	Blank
Avg	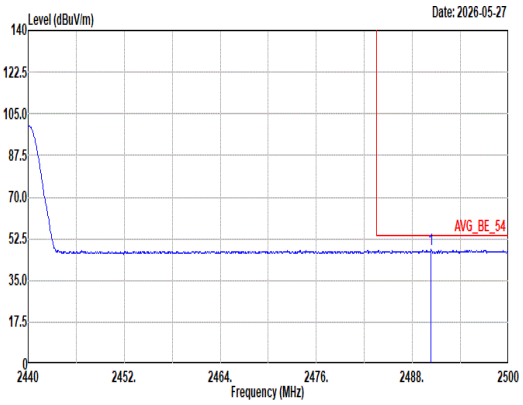 Site : 03CH07-HY Condition: AVG_BE_54 3m HF_ANT_00075962 HORIZONTAL : RBW:1000.000kHz VBW:5.100kHz SWT:Auto Freq Level Limit Line Margin Read Level Ant Factor Cable Loss Preamp Factor Aux Factor APos TPos Remark MHz dBuV/m dBuV/m dB dBuV dB/m dB dB dB cm deg 1 2490.34 47.84 54.00 -6.16 30.86 32.80 8.86 34.65 9.97 384 346 Average	Blank

Remark: In the left figure, points 1 are the noise floor

Mode	24	
	Band Edge - L	
	2400-2483.5_Bluetooth-LE GSFK _CH19_2440MHz	
ANT	BT2	
Pol.	Vertical	Fundamental
Peak	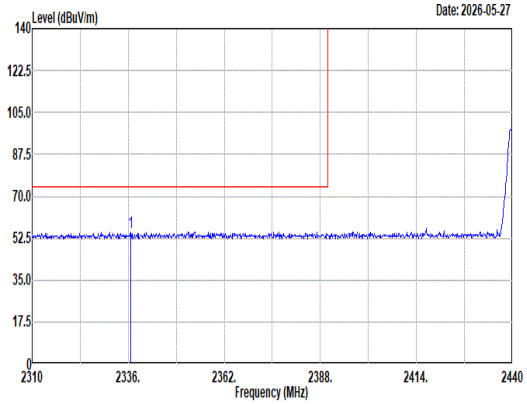 Site : 03CH07-HY Condition: PEAK_BE_74 3m HF_ANT_00075962 VERTICAL : RBW:1000.000kHz VBW:3000.000kHz SWT:Auto Freq Level Limit Line Margin Read Level Ant Factor Cable Loss Preamp Factor Aux Factor APos TPos Remark MHz dBuV/m dBuV/m dB dBuV dB/m dB dB dB cm deg 1 2336.65 54.99 74.00 -19.01 38.86 32.10 8.58 34.56 10.01 335 88 Peak	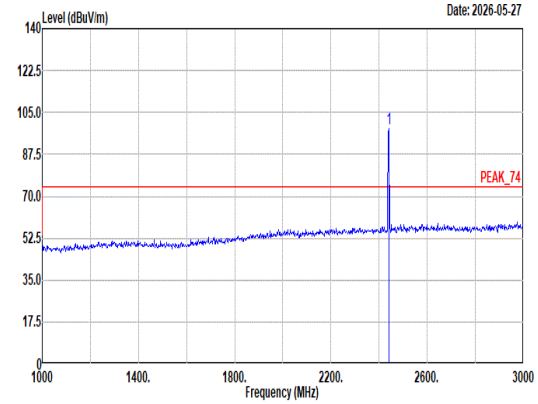 Site : 03CH07-HY Condition: PEAK_74 3m HF_ANT_00075962 VERTICAL : RBW:1000.000kHz VBW:3000.000kHz SWT:Auto Freq Level Limit Line Margin Read Level Ant Factor Cable Loss Preamp Factor Aux Factor APos TPos Remark MHz dBuV/m dBuV/m dB dBuV dB/m dB dB dB cm deg 1 2440.00 98.20 ------ ------ 81.65 32.40 8.76 34.62 10.01 335 88 Peak
Avg	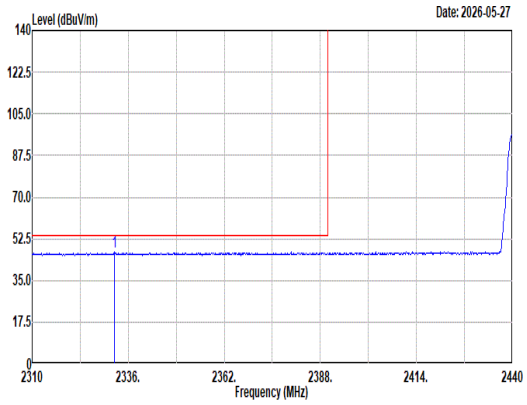 Site : 03CH07-HY Condition: AVG_BE_54 3m HF_ANT_00075962 VERTICAL : RBW:1000.000kHz VBW:5.100kHz SWT:Auto Freq Level Limit Line Margin Read Level Ant Factor Cable Loss Preamp Factor Aux Factor APos TPos Remark MHz dBuV/m dBuV/m dB dBuV dB/m dB dB dB cm deg 1 2332.23 46.90 54.00 -7.10 30.77 32.10 8.57 34.55 10.01 335 88 Average	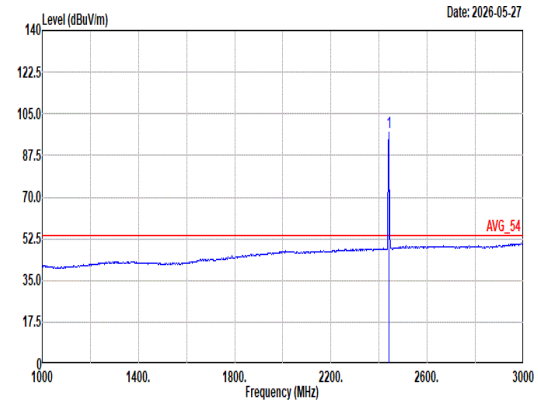 Site : 03CH07-HY Condition: AVG_54 3m HF_ANT_00075962 VERTICAL : RBW:1000.000kHz VBW:5.100kHz SWT:Auto Freq Level Limit Line Margin Read Level Ant Factor Cable Loss Preamp Factor Aux Factor APos TPos Remark MHz dBuV/m dBuV/m dB dBuV dB/m dB dB dB cm deg 1 2440.00 97.09 ------ ------ 80.54 32.40 8.76 34.62 10.01 335 88 Average

Remark: In the left figure, points 1 are the noise floor

Mode	24	
	Band Edge - R	
	2400-2483.5_Bluetooth-LE GSFK _CH19_2440MHz	
ANT	BT2	
Pol.	Vertical	Fundamental
Peak	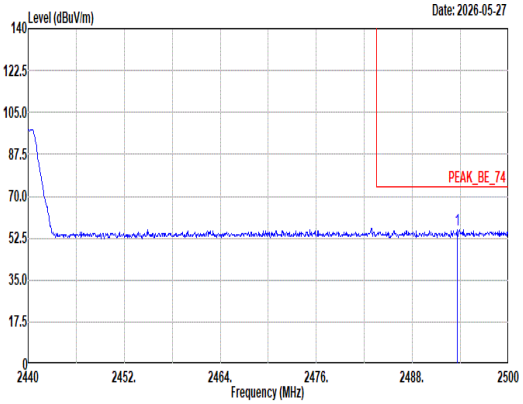 Site : 03CH07-HY Condition: PEAK_BE_74 3m HF_ANT_00075962 VERTICAL : RBW:1000.000kHz VBW:3000.000kHz SWT:Auto Limit Read Ant Cable Preamp Aux APos TPos Freq Level Line Margin Level Factor Loss Factor Factor Remark MHz dBuV/m dBuV/m dB dBuV dB/m dB dB dB cm deg 1 2493.58 56.05 74.00 -17.95 39.04 32.84 8.86 34.66 9.97 335 88 Peak	Blank
Avg	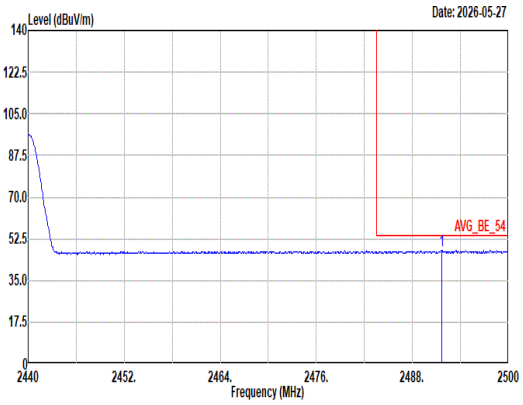 Site : 03CH07-HY Condition: AVG_BE_54 3m HF_ANT_00075962 VERTICAL : RBW:1000.000kHz VBW:5.100kHz SWT:Auto Limit Read Ant Cable Preamp Aux APos TPos Freq Level Line Margin Level Factor Loss Factor Factor Remark MHz dBuV/m dBuV/m dB dBuV dB/m dB dB dB cm deg 1 2491.66 47.42 54.00 -6.58 30.42 32.82 8.86 34.65 9.97 335 88 Average	Blank

Remark: In the left figure, points 1 are the noise floor

Mode	24	
	Harmonic	
	2400-2483.5_Bluetooth-LE GSFK _CH19_2440MHz	
ANT	BT2	
Pol.	Horizontal	Vertical
Peak Avg	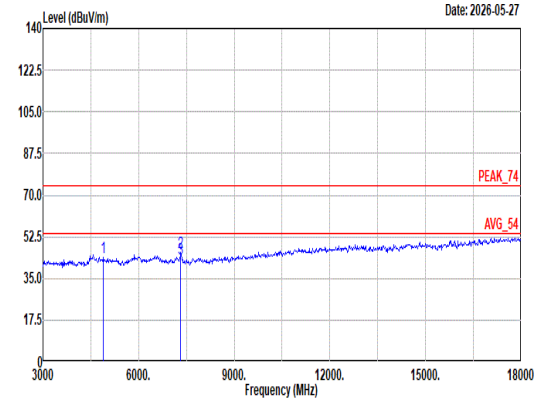 Site : 03CH07-HY Condition: PEAK_74 3m HF_ANT_00075962 HORIZONTAL Freq Level Limit Line Margin Read Level Ant Factor Cable Loss Preamp Factor Aux Factor APos TPos Remark MHz dBuV/m dBuV/m dB dBuV dB/m dB dB dB cm deg 1 4880.00 43.73 74.00 -30.27 53.98 34.44 12.41 57.99 0.89 -- -- Peak 2 7320.00 45.99 74.00 -28.01 51.97 36.00 14.94 57.87 0.95 400 308 Peak 3 7320.00 43.12 54.00 -10.88 49.10 36.00 14.94 57.87 0.95 400 308 Average	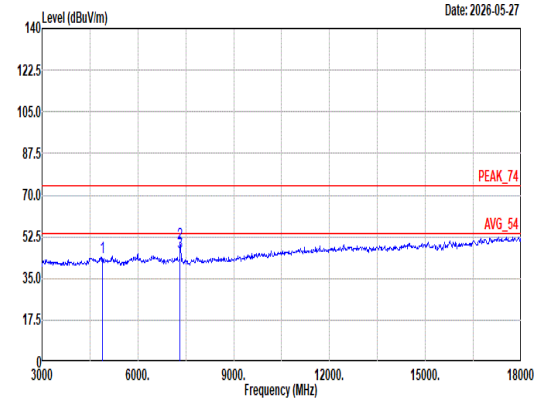 Site : 03CH07-HY Condition: PEAK_74 3m HF_ANT_00075962 VERTICAL Freq Level Limit Line Margin Read Level Ant Factor Cable Loss Preamp Factor Aux Factor APos TPos Remark MHz dBuV/m dBuV/m dB dBuV dB/m dB dB dB cm deg 1 4880.00 43.63 74.00 -30.37 53.88 34.44 12.41 57.99 0.89 -- -- Peak 2 7320.00 49.78 74.00 -24.22 55.76 36.00 14.94 57.87 0.95 100 84 Peak 3 7320.00 46.12 54.00 -7.88 52.10 36.00 14.94 57.87 0.95 100 84 Average

Remark: In the figure, points 1 are the noise floor

Mode	24	
	Harmonic	
	2400-2483.5_Bluetooth-LE GSFK _CH19_2440MHz	
ANT	BT2	
Pol.	Horizontal	Vertical
14.47G ~14.5G Avg	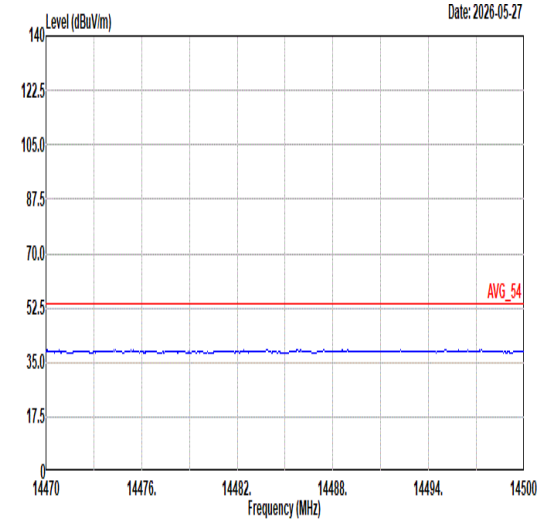 Site : 03CH07-HY Condition: AVG_54 3m HF_ANT_00075962 HORIZONTAL	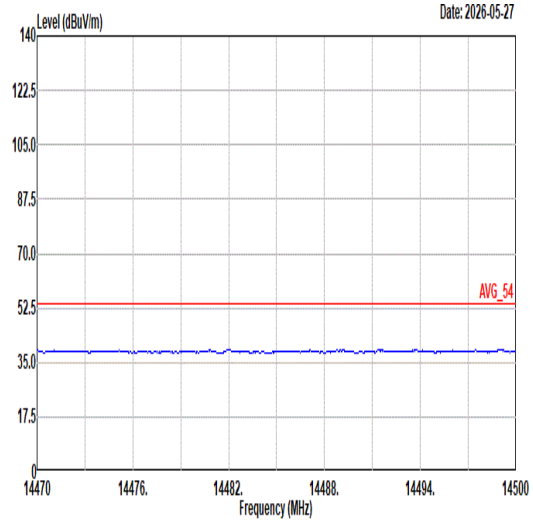 Site : 03CH07-HY Condition: AVG_54 3m HF_ANT_00075962 VERTICAL
17.7G ~18G Avg	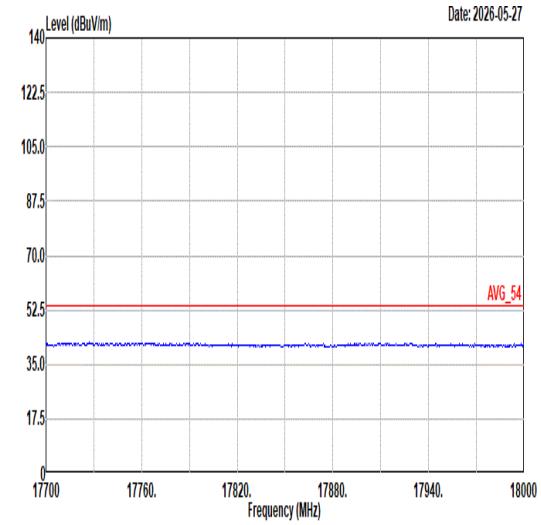 Site : 03CH07-HY Condition: AVG_54 3m HF_ANT_00075962 HORIZONTAL	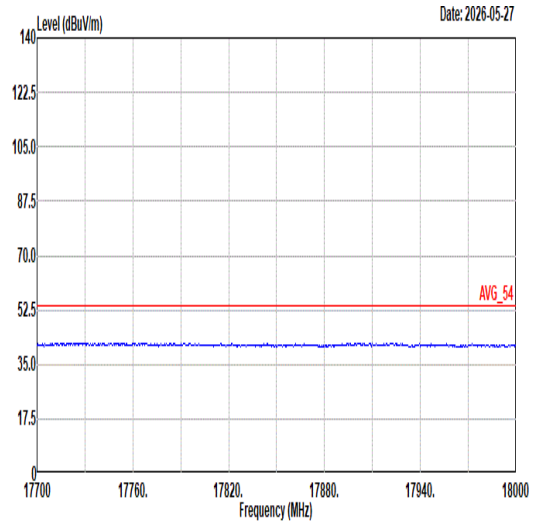 Site : 03CH07-HY Condition: AVG_54 3m HF_ANT_00075962 VERTICAL

Mode	25	
	Band Edge	
	2400-2483.5_Bluetooth-LE GSFK_CH39_2480MHz	
ANT	BT2	
Pol.	Horizontal	Fundamental
Peak	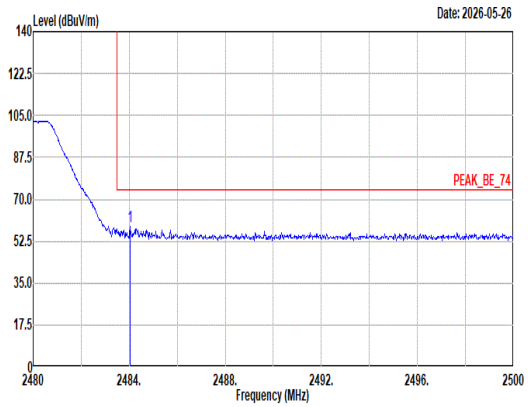 Site : 03CH07-HY Condition: PEAK_BE_74 3m HF_ANT_00075962 HORIZONTAL : RBW:1000.000kHz VBW:3000.000kHz SWT:Auto Freq Level Limit Line Margin Read Level Ant Factor Cable Loss Preamp Factor Aux Factor APos TPos Remark MHz dBuV/m dBuV/m dB dBuV dB/m dB dB dB cm deg 1 2484.04 58.68 74.00 -15.32 41.77 32.74 8.85 34.65 9.97 372 360 Peak	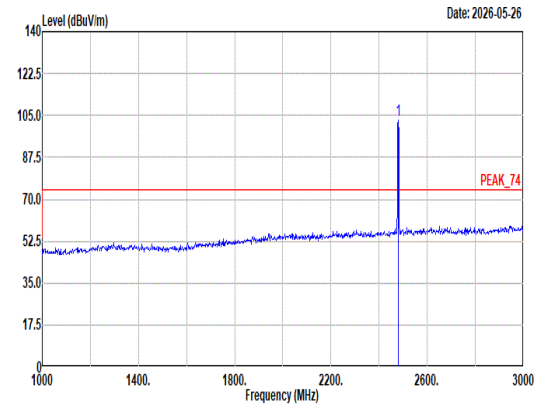 Site : 03CH07-HY Condition: PEAK_74 3m HF_ANT_00075962 HORIZONTAL : RBW:1000.000kHz VBW:3000.000kHz SWT:Auto Freq Level Limit Line Margin Read Level Ant Factor Cable Loss Preamp Factor Aux Factor APos TPos Remark MHz dBuV/m dBuV/m dB dBuV dB/m dB dB dB cm deg 1 2480.00 103.07 ------ ------ 86.20 32.70 8.84 34.65 9.98 372 360 Peak
Avg	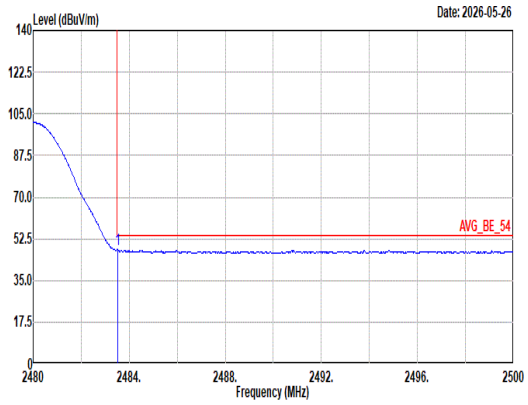 Site : 03CH07-HY Condition: AVG_BE_54 3m HF_ANT_00075962 HORIZONTAL : RBW:1000.000kHz VBW:5.100kHz SWT:Auto Freq Level Limit Line Margin Read Level Ant Factor Cable Loss Preamp Factor Aux Factor APos TPos Remark MHz dBuV/m dBuV/m dB dBuV dB/m dB dB dB cm deg 1 2483.52 48.10 54.00 -5.90 31.20 32.74 8.84 34.65 9.97 372 360 Average	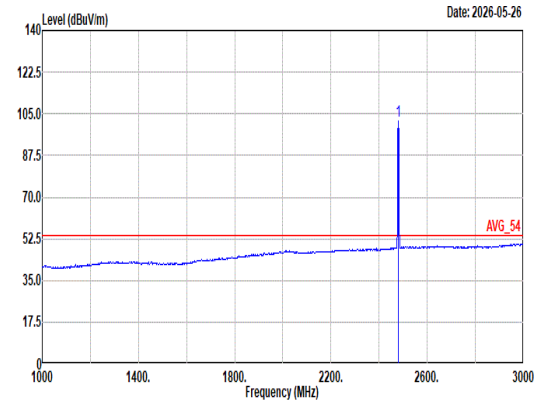 Site : 03CH07-HY Condition: AVG_54 3m HF_ANT_00075962 HORIZONTAL : RBW:1000.000kHz VBW:5.100kHz SWT:Auto Freq Level Limit Line Margin Read Level Ant Factor Cable Loss Preamp Factor Aux Factor APos TPos Remark MHz dBuV/m dBuV/m dB dBuV dB/m dB dB dB cm deg 1 2480.00 101.97 ------ ------ 85.10 32.70 8.84 34.65 9.98 372 360 Average

Mode	25	
	Band Edge	
	2400-2483.5_Bluetooth-LE GSFK_CH39_2480MHz	
ANT	BT2	
Pol.	Vertical	Fundamental
Peak	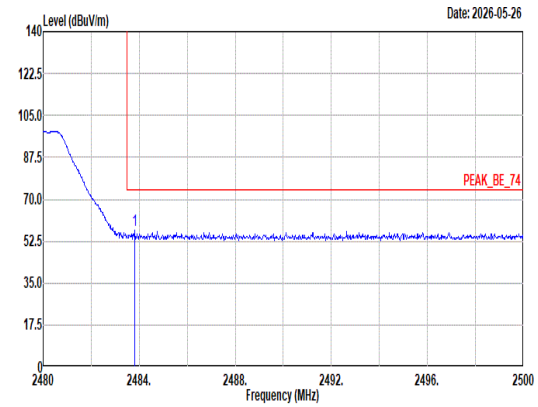 Site : 03CH07-HY Condition: PEAK_BE_74 3m HF_ANT_00075962 VERTICAL : RBW:1000.000kHz VBW:3000.000kHz SWT:Auto 1 2483.80 57.20 74.00 -16.80 40.29 32.74 8.85 34.65 9.97 400 86 Peak	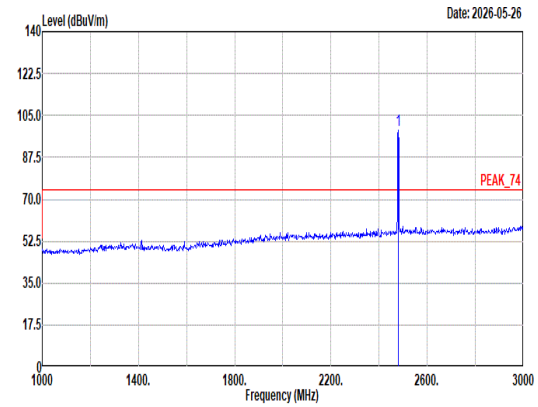 Site : 03CH07-HY Condition: PEAK_74 3m HF_ANT_00075962 VERTICAL : RBW:1000.000kHz VBW:3000.000kHz SWT:Auto 1 2480.00 98.63 ------ ------ 81.76 32.70 8.84 34.65 9.98 400 86 Peak
Avg	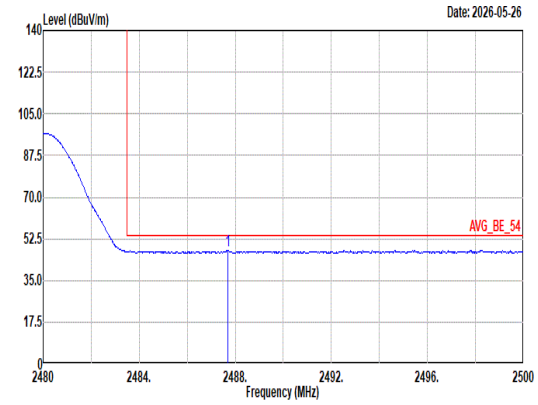 Site : 03CH07-HY Condition: AVG_BE_54 3m HF_ANT_00075962 VERTICAL : RBW:1000.000kHz VBW:5.100kHz SWT:Auto 1 2487.70 47.57 54.00 -6.43 30.62 32.78 8.85 34.65 9.97 400 86 Average	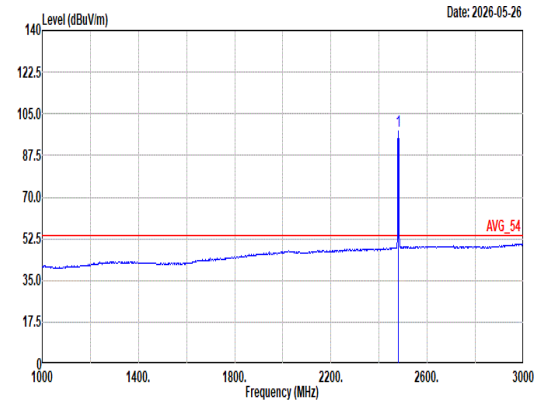 Site : 03CH07-HY Condition: AVG_54 3m HF_ANT_00075962 VERTICAL : RBW:1000.000kHz VBW:5.100kHz SWT:Auto 1 2480.00 97.54 ------ ------ 80.67 32.70 8.84 34.65 9.98 400 86 Average

Remark: In the left figure, points 1 are the noise floor

Mode	25	
	Harmonic	
	2400-2483.5_Bluetooth-LE GSFK_CH39_2480MHz	
ANT	BT2	
Pol.	Horizontal	Vertical
Peak Avg	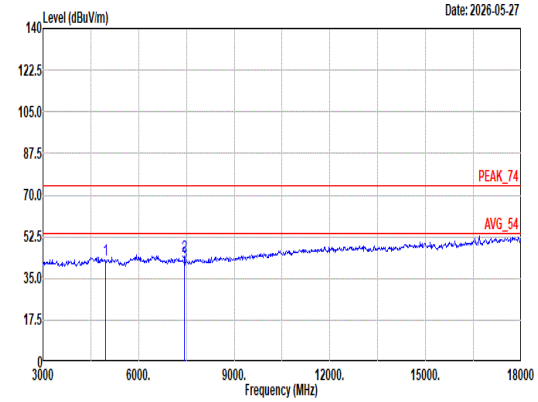 Site : 03CH07-HY Condition: PEAK_74 3m HF_ANT_00075962 HORIZONTAL Freq Level Limit Line Margin Read Level Ant Factor Cable Loss Preamp Factor Aux Factor APos TPos Remark MHz dBuV/m dBuV/m dB dBuV dB/m dB dB dB cm deg 1 4960.00 42.81 74.00 -31.19 52.77 34.54 12.50 57.88 0.88 -- -- Peak 2 7440.00 44.43 74.00 -29.57 50.55 36.00 15.03 58.07 0.92 400 310 Peak 3 7440.00 41.73 54.00 -12.27 47.85 36.00 15.03 58.07 0.92 400 310 Average	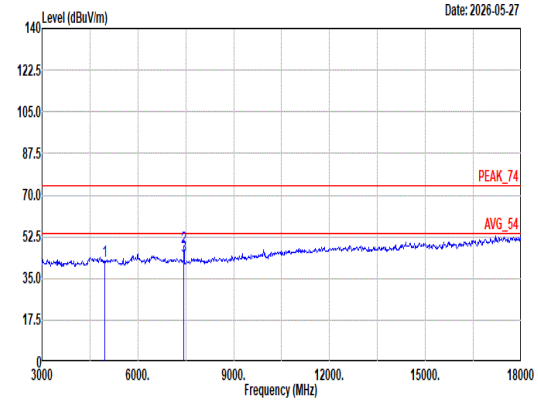 Site : 03CH07-HY Condition: PEAK_74 3m HF_ANT_00075962 VERTICAL Freq Level Limit Line Margin Read Level Ant Factor Cable Loss Preamp Factor Aux Factor APos TPos Remark MHz dBuV/m dBuV/m dB dBuV dB/m dB dB dB cm deg 1 4960.00 42.44 74.00 -31.56 52.40 34.54 12.50 57.88 0.88 -- -- Peak 2 7440.00 48.06 74.00 -25.94 54.18 36.00 15.03 58.07 0.92 100 87 Peak 3 7440.00 44.43 54.00 -9.57 50.55 36.00 15.03 58.07 0.92 100 87 Average

Remark: In the figure, points 1 are the noise floor

Mode	25	
	Harmonic	
	2400-2483.5_Bluetooth-LE GSFK_CH39_2480MHz	
ANT	BT2	
Pol.	Horizontal	Vertical
14.47G ~14.5G Avg	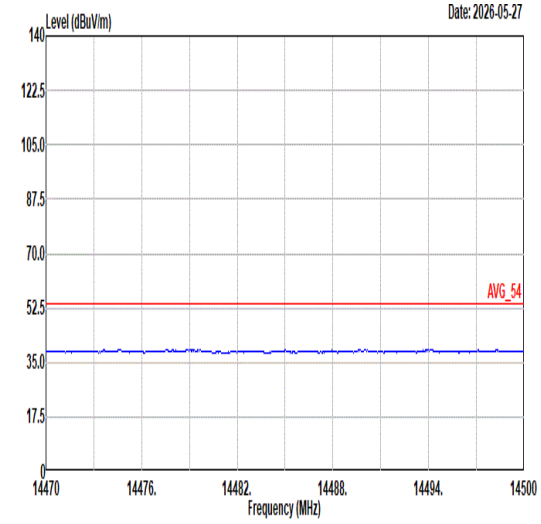 Site : 03CH07-HY Condition: AVG_54 3m HF_ANT_00075962 HORIZONTAL	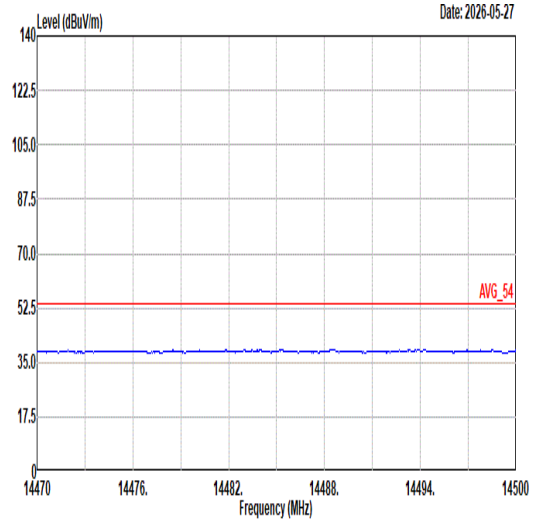 Site : 03CH07-HY Condition: AVG_54 3m HF_ANT_00075962 VERTICAL
17.7G ~18G Avg	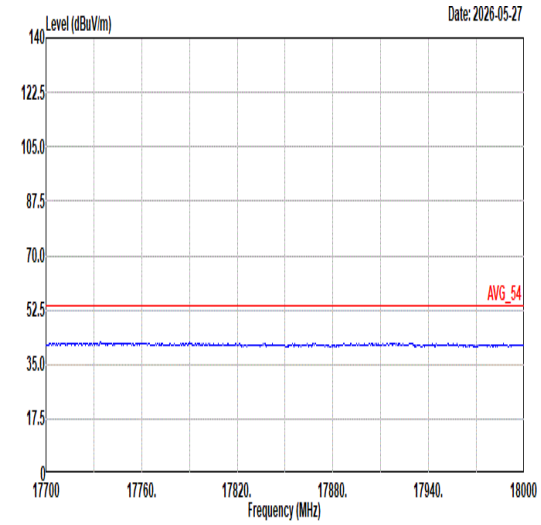 Site : 03CH07-HY Condition: AVG_54 3m HF_ANT_00075962 HORIZONTAL	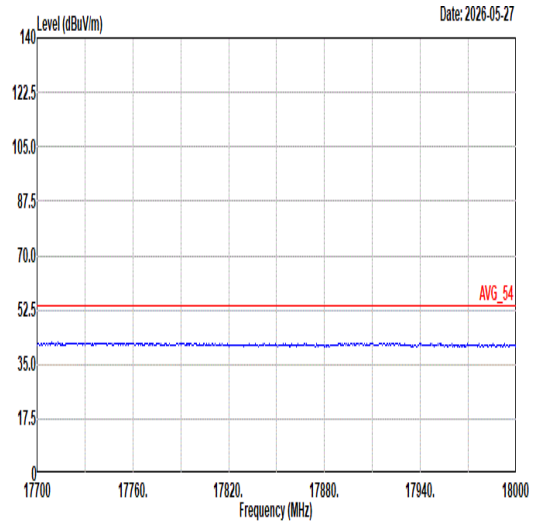 Site : 03CH07-HY Condition: AVG_54 3m HF_ANT_00075962 VERTICAL

Mode	26	
	LF	
	2400-2483.5_Bluetooth-LE GSFK_CH39_2480MHz	
ANT	BT2	
Pol.	Horizontal	Vertical
QP/ Peak	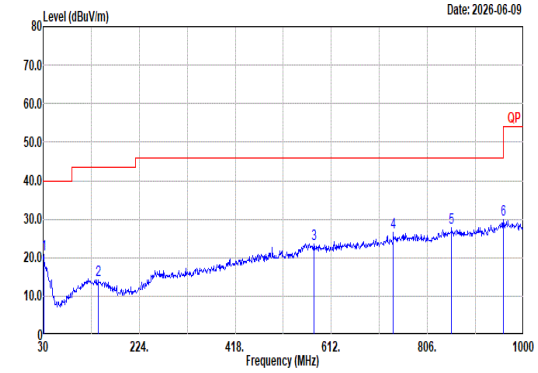 Site : 03CH07-HY Condition: QP 3m Bilog_35419 HORIZONTAL 1 30.97 20.80 40.00 -19.20 26.08 23.74 0.97 29.99 0.00 -- -- Peak 2 141.55 14.32 43.50 -29.18 24.75 17.35 2.09 29.87 0.00 -- -- Peak 3 577.08 23.64 46.00 -22.36 23.45 25.77 4.22 29.80 0.00 -- -- Peak 4 737.13 26.65 46.00 -19.35 23.79 27.69 4.79 29.62 0.00 -- -- Peak 5 854.50 27.69 46.00 -18.31 22.67 29.09 5.14 29.21 0.00 -- -- Peak 6 959.26 29.94 46.00 -16.06 22.30 30.87 5.47 28.70 0.00 -- -- Peak	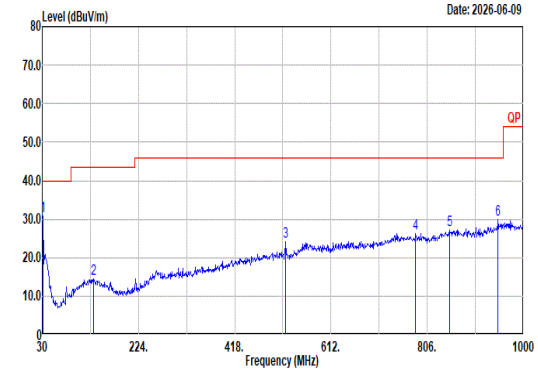 Site : 03CH07-HY Condition: QP 3m Bilog_35419 VERTICAL 1 30.97 30.78 40.00 -9.22 36.06 23.74 0.97 29.99 0.00 -- -- Peak 2 132.82 14.58 43.50 -28.92 24.81 17.65 2.03 29.91 0.00 -- -- Peak 3 520.82 24.14 46.00 -21.86 26.16 23.84 4.01 29.87 0.00 -- -- Peak 4 782.72 26.27 46.00 -19.73 22.88 27.92 4.97 29.50 0.00 -- -- Peak 5 850.62 27.15 46.00 -18.85 22.27 28.98 5.12 29.22 0.00 -- -- Peak 6 948.59 29.79 46.00 -16.21 22.54 30.59 5.43 28.77 0.00 -- -- Peak

Remark:

1.In the left figure, points 2.3.5.6 are the noise floor

2.In the right figure, points 2.4.5.6 are the noise floor

Mode	27	
	SHF	
	2400-2483.5_Bluetooth-LE GSFK_CH39_2480MHz	
ANT	BT2	
Pol.	Horizontal	Vertical
Peak	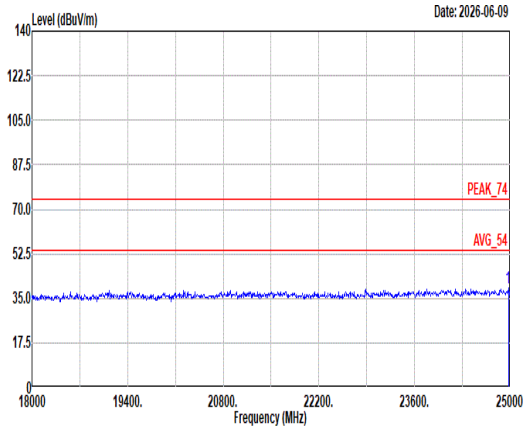 Site : 03CH07-HY Condition: PEAK_74 1m SHF-EHF_9170251 HORIZONTAL Freq Level Limit Line Margin Read Level Ant Factor Cable Loss Preamp Factor Aux Factor APos TPos Remark MHz dBuV/m dBuV/m dB dBuV dB/m dB dB dB cm deg 1 24972.00 39.15 74.00 -34.85 47.84 39.26 18.91 57.32 -9.54 -- -- Peak	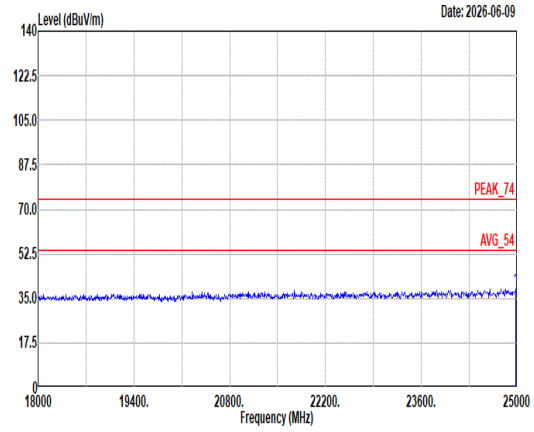 Site : 03CH07-HY Condition: PEAK_74 1m SHF-EHF_9170251 VERTICAL Freq Level Limit Line Margin Read Level Ant Factor Cable Loss Preamp Factor Aux Factor APos TPos Remark MHz dBuV/m dBuV/m dB dBuV dB/m dB dB dB cm deg 1 24979.00 38.58 74.00 -35.42 47.29 39.24 18.91 57.32 -9.54 -- -- Peak

Remark: In the figure, points 1 are the noise floor

Appendix C. Duty Cycle Plots

<Bluetooth1 :55512 chip>

Band	Duty Cycle (%)	T(us)	1/T(kHz)	VBW Setting
Bluetooth - LE for 1Mbps	62.40	390	2.56	3kHz
Bluetooth - LE for 2Mbps	31.04	194	5.15	5.6kHz

Bluetooth - LE for 1Mbps

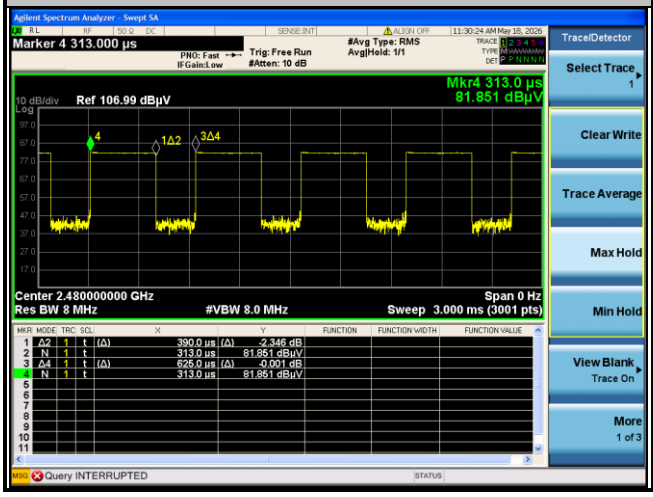

Bluetooth - LE for 2Mbps

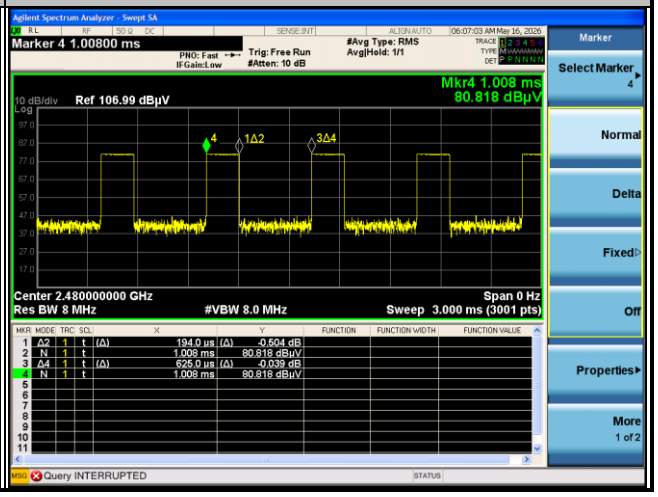

<Bluetooth2 :20820 chip>

Band	Duty Cycle (%)	T(us)	1/T(kHz)	VBW Setting
Bluetooth - LE for 1Mbps	62.56	391	2.56	3kHz
Bluetooth - LE for 2Mbps	33.28	208	4.81	5.1kHz

Bluetooth - LE for 1Mbps

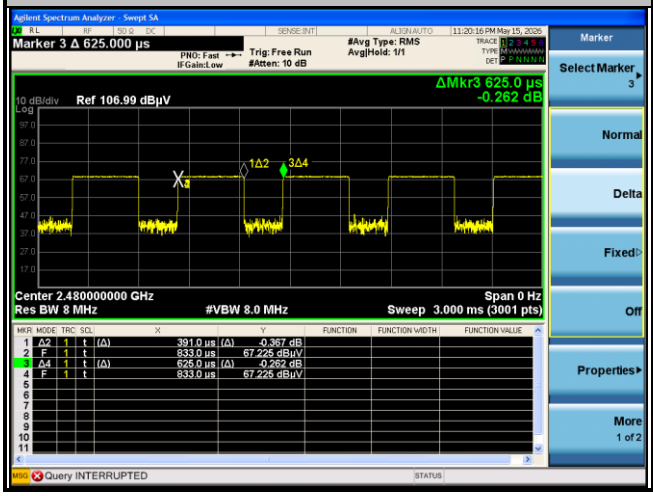

Bluetooth - LE for 2Mbps

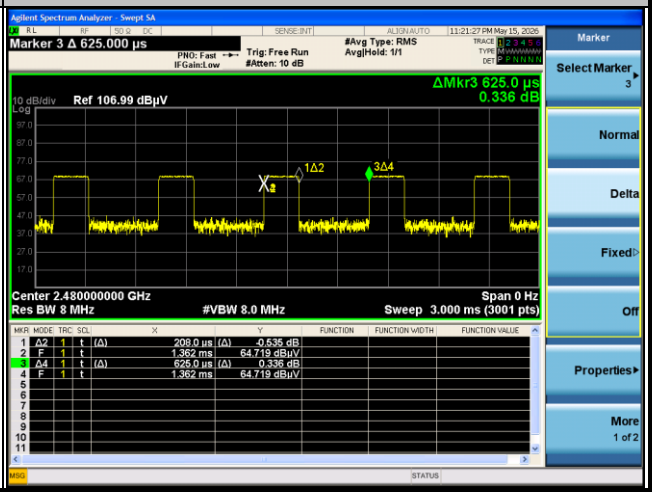

———THE END———