Mode	13	
	Harmonic	
	U-NII-2A_5.25-5.35_802.11ax HE20_CH60_Full RU_5300MHz	
ANT	1	
Pol.	Horizontal	Vertical
Peak Avg	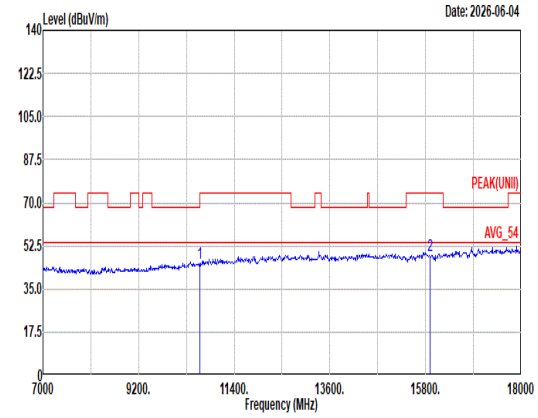 Site : 03CH07-HY Condition: PEAK(UNII) 3m HF_ANT_00075962 HORIZONTAL Freq Level Limit Line Margin Read Level Ant Factor Cable Loss Preamp Factor Aux Factor APos TPos Remark MHz dBuV/m dBuV/m dB dBuV dB/m dB dB dB cm deg 1 10600.00 45.19 74.00 -28.81 46.74 37.90 17.87 58.50 1.18 -- -- Peak 2 15900.00 48.54 74.00 -25.46 40.05 41.40 21.99 56.13 1.23 -- -- Peak	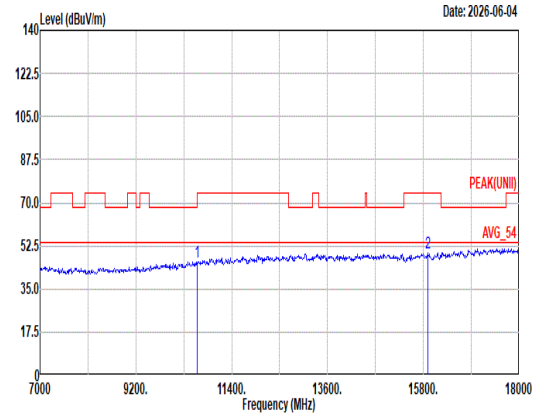 Site : 03CH07-HY Condition: PEAK(UNII) 3m HF_ANT_00075962 VERTICAL Freq Level Limit Line Margin Read Level Ant Factor Cable Loss Preamp Factor Aux Factor APos TPos Remark MHz dBuV/m dBuV/m dB dBuV dB/m dB dB dB cm deg 1 10600.00 45.71 74.00 -28.29 47.26 37.90 17.87 58.50 1.18 -- -- Peak 2 15900.00 49.50 74.00 -24.50 41.01 41.40 21.99 56.13 1.23 -- -- Peak

Remark: In the figure, points 1 and 2 are the noise floor

Mode	13	
	Harmonic	
	U-NII-2A_5.25-5.35_802.11ax HE20_CH60_Full RU_5300MHz	
ANT	1	
Pol.	Horizontal	Vertical
14.47G ~14.5G Avg	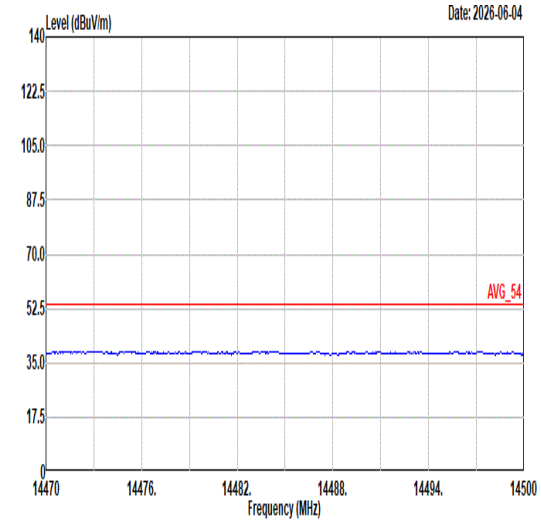 Site : 03CH07-HY Condition: AVG_54 3m HF_ANT_00075962 HORIZONTAL	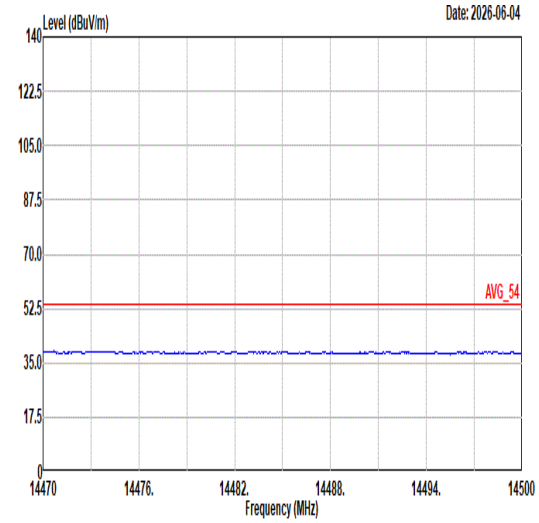 Site : 03CH07-HY Condition: AVG_54 3m HF_ANT_00075962 VERTICAL
17.7G ~18G Avg	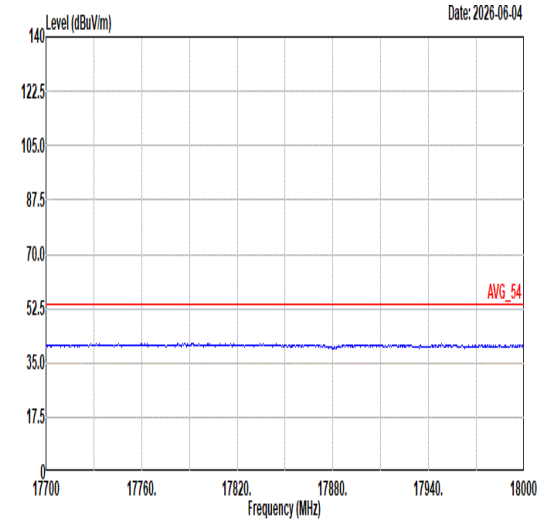 Site : 03CH07-HY Condition: AVG_54 3m HF_ANT_00075962 HORIZONTAL	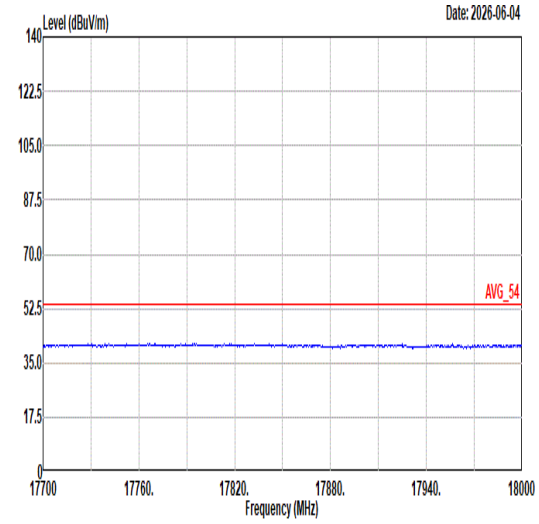 Site : 03CH07-HY Condition: AVG_54 3m HF_ANT_00075962 VERTICAL

Mode	14	
	Band Edge	
	U-NII-2A_5.25-5.35_802.11ax HE20_CH64_Full RU_5320MHz	
ANT	1	
Pol.	Horizontal	Fundamental
Peak	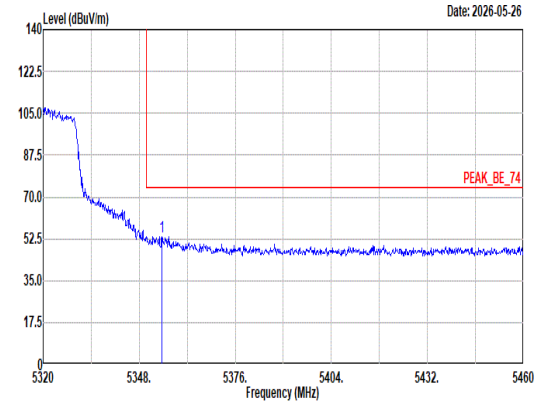 Site : 03CH07-HY Condition: PEAK_BE_74 3m HF_ANT_00075962 HORIZONTAL : RBW:1000.000kHz VBW:3000.000kHz SWT:Auto Freq Level Limit Line Margin Read Level Ant Factor Cable Loss Preamp Factor Aux Factor APos TPos Remark MHz dBuV/m dBuV/m dB dBuV dB/m dB dB dB cm deg 1 5354.58 53.37 74.00 -20.63 40.47 35.08 12.94 35.12 0.00 400 183 Peak	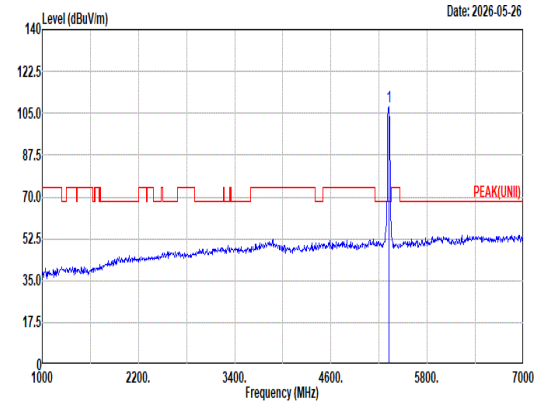 Site : 03CH07-HY Condition: PEAK(UNII) 3m HF_ANT_00075962 HORIZONTAL : RBW:1000.000kHz VBW:3000.000kHz SWT:Auto Freq Level Limit Line Margin Read Level Ant Factor Cable Loss Preamp Factor Aux Factor APos TPos Remark MHz dBuV/m dBuV/m dB dBuV dB/m dB dB dB cm deg 1 5320.00 107.59 ------ ------ 94.84 34.98 12.90 35.13 0.00 400 183 Peak
Avg	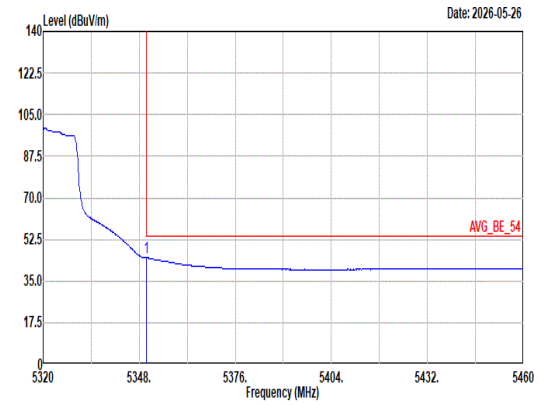 Site : 03CH07-HY Condition: AVG_BE_54 3m HF_ANT_00075962 HORIZONTAL : RBW:1000.000kHz VBW:0.010kHz SWT:Auto Freq Level Limit Line Margin Read Level Ant Factor Cable Loss Preamp Factor Aux Factor APos TPos Remark MHz dBuV/m dBuV/m dB dBuV dB/m dB dB dB cm deg 1 5350.10 44.77 54.00 -9.23 31.86 35.10 12.93 35.12 0.00 400 183 Average	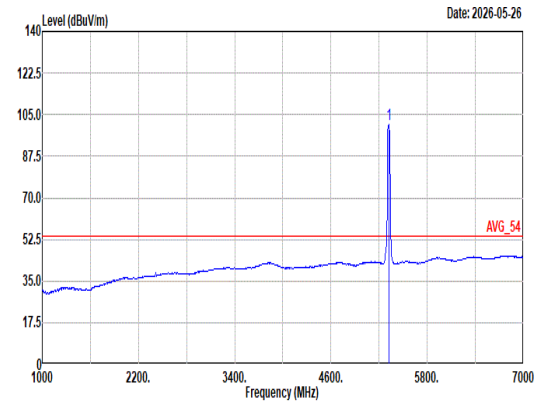 Site : 03CH07-HY Condition: AVG_54 3m HF_ANT_00075962 HORIZONTAL : RBW:1000.000kHz VBW:0.010kHz SWT:Auto Freq Level Limit Line Margin Read Level Ant Factor Cable Loss Preamp Factor Aux Factor APos TPos Remark MHz dBuV/m dBuV/m dB dBuV dB/m dB dB dB cm deg 1 5320.00 100.77 ------ ------ 88.02 34.98 12.90 35.13 0.00 400 183 Average

Mode	14	
	Band Edge	
	U-NII-2A_5.25-5.35_802.11ax HE20_CH64_Full RU_5320MHz	
ANT	1	
Pol.	Vertical	Fundamental
Peak	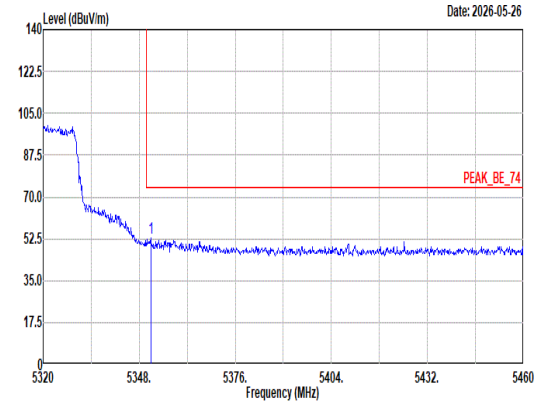 Site : 03CH07-HY Condition: PEAK_BE_74 3m HF_ANT_00075962 VERTICAL : RBW:1000.000kHz VBW:3000.000kHz SWT:Auto 1 5351.36 52.62 74.00 -21.38 39.72 35.09 12.93 35.12 0.00 400 59 Peak	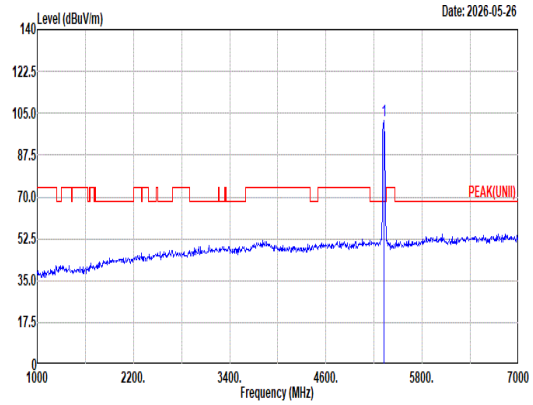 Site : 03CH07-HY Condition: PEAK(UNII) 3m HF_ANT_00075962 VERTICAL : RBW:1000.000kHz VBW:3000.000kHz SWT:Auto 1 5320.00 102.06 ------ ------ 89.31 34.98 12.90 35.13 0.00 400 59 Peak
Avg	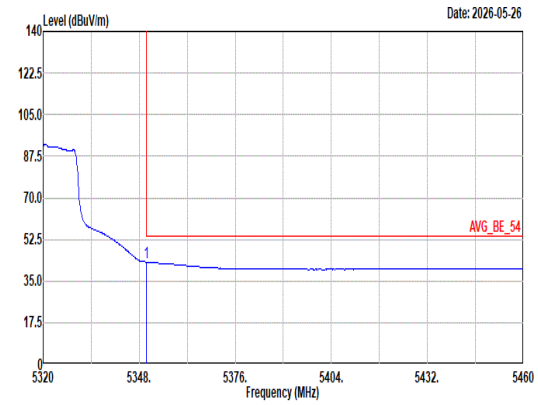 Site : 03CH07-HY Condition: AVG_BE_54 3m HF_ANT_00075962 VERTICAL : RBW:1000.000kHz VBW:0.010kHz SWT:Auto 1 5350.10 43.05 54.00 -10.95 30.14 35.10 12.93 35.12 0.00 400 59 Average	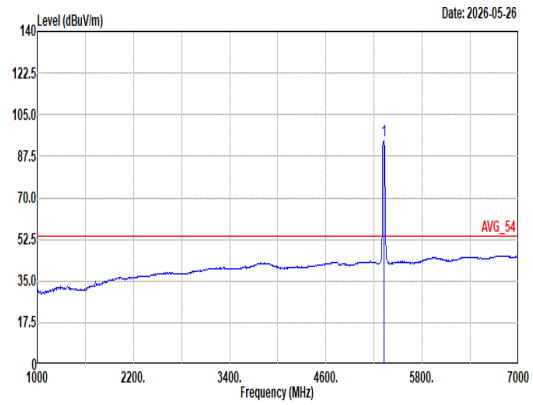 Site : 03CH07-HY Condition: AVG_54 3m HF_ANT_00075962 VERTICAL : RBW:1000.000kHz VBW:0.010kHz SWT:Auto 1 5320.00 94.12 ------ ------ 81.37 34.98 12.90 35.13 0.00 400 59 Average

Mode	14	
	Harmonic	
	U-NII-2A_5.25-5.35_802.11ax HE20_CH64_Full RU_5320MHz	
ANT	1	
Pol.	Horizontal	Vertical
Peak Avg	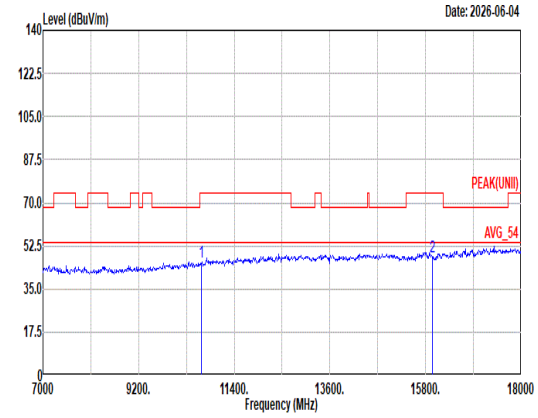 Site : 03CH07-HY Condition: PEAK(UNII) 3m HF_ANT_00075962 HORIZONTAL Freq Level Limit Line Margin Read Level Ant Factor Cable Loss Preamp Factor Aux Factor APos TPos Remark 1 10640.00 45.88 74.00 -28.12 47.26 37.98 17.91 58.46 1.19 -- -- Peak 2 15960.00 48.09 74.00 -25.91 39.70 41.26 22.03 56.12 1.22 -- -- Peak	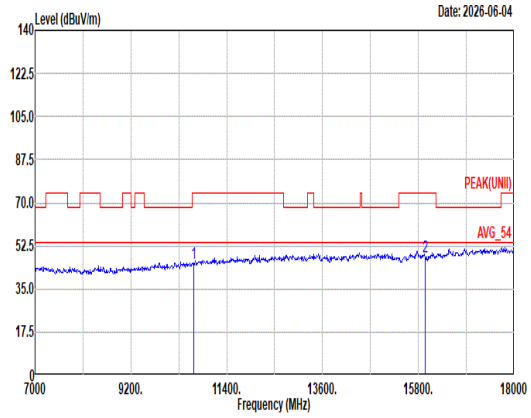 Site : 03CH07-HY Condition: PEAK(UNII) 3m HF_ANT_00075962 VERTICAL Freq Level Limit Line Margin Read Level Ant Factor Cable Loss Preamp Factor Aux Factor APos TPos Remark 1 10640.00 45.45 74.00 -28.55 46.83 37.98 17.91 58.46 1.19 -- -- Peak 2 15960.00 47.91 74.00 -26.09 39.52 41.26 22.03 56.12 1.22 -- -- Peak

Remark: In the figure, points 1 and 2 are the noise floor

Mode	14	
	Harmonic	
	U-NII-2A_5.25-5.35_802.11ax HE20_CH64_Full RU_5320MHz	
ANT	1	
Pol.	Horizontal	Vertical
14.47G ~14.5G Avg	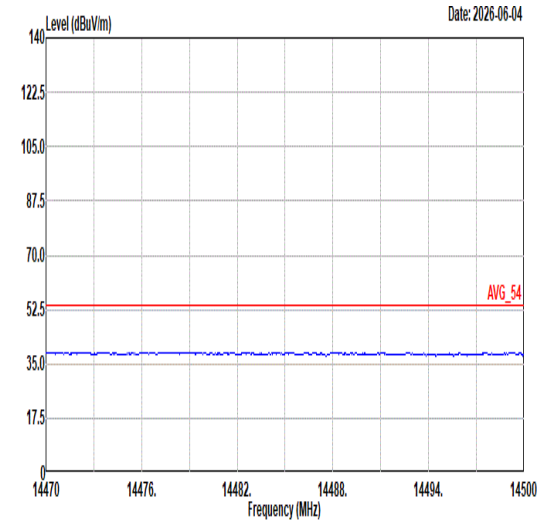 Site : 03CH07-HY Condition: AVG_54 3m HF_ANT_00075962 HORIZONTAL	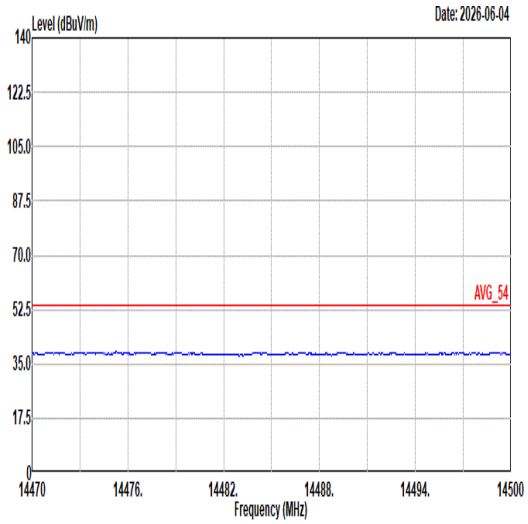 Site : 03CH07-HY Condition: AVG_54 3m HF_ANT_00075962 VERTICAL
17.7G ~18G Avg	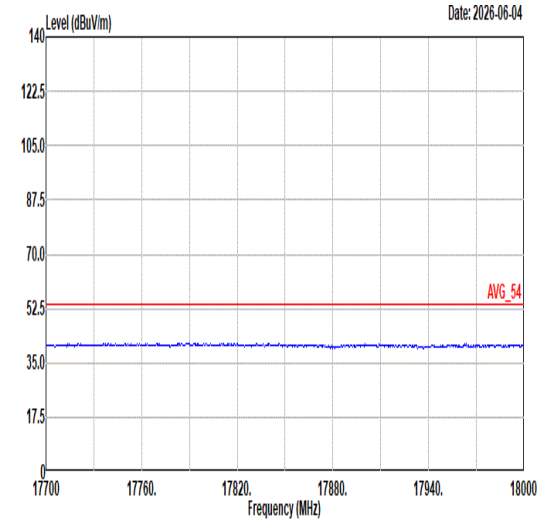 Site : 03CH07-HY Condition: AVG_54 3m HF_ANT_00075962 HORIZONTAL	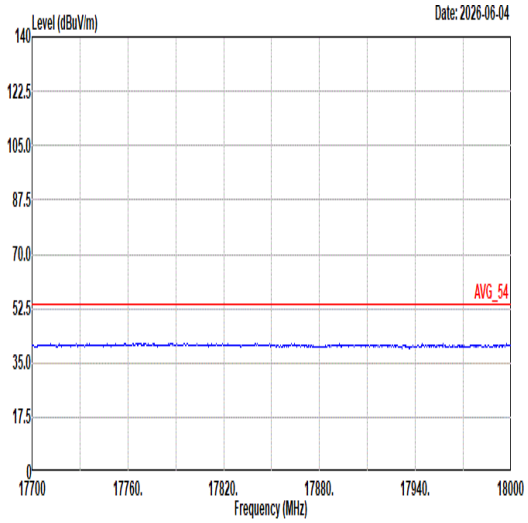 Site : 03CH07-HY Condition: AVG_54 3m HF_ANT_00075962 VERTICAL

Mode	15	
	Band Edge	
	U-NII-2A_5.25-5.35_802.11ax HE20_CH64_Partial RU 106/54_5320MHz	
ANT	1	
Pol.	Horizontal	Fundamental
Peak	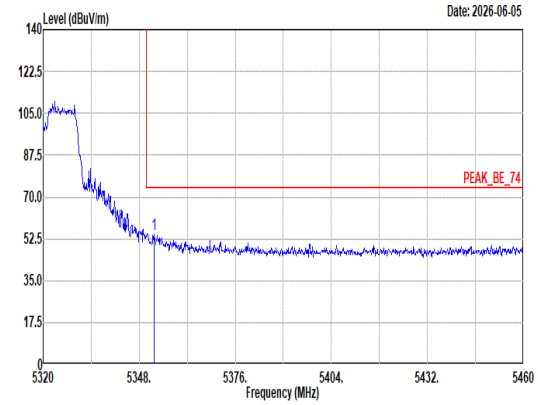 Site : 03CH07-HY Condition: PEAK_BE_74 3m HF_ANT_00075962 HORIZONTAL : RBW:1000.000kHz VBW:3000.000kHz SWT:Auto Freq Level Limit Line Margin Read Level Ant Factor Cable Loss Preamp Factor Aux Factor APos TPos Remark MHz dBuV/m dBuV/m dB dBuV dB/m dB dB dB cm deg 1 5352.34 54.67 74.00 -19.33 41.77 35.09 12.93 35.12 0.00 400 182 Peak	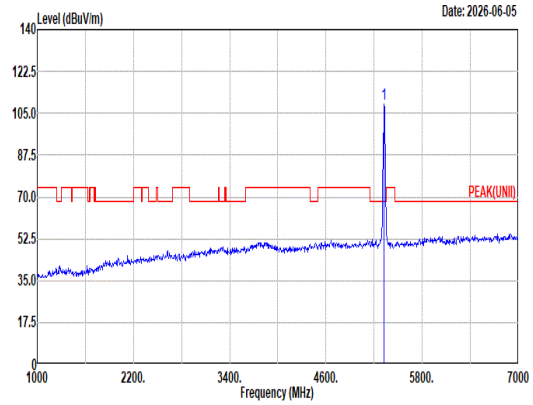 Site : 03CH07-HY Condition: PEAK(UNII) 3m HF_ANT_00075962 HORIZONTAL : RBW:1000.000kHz VBW:3000.000kHz SWT:Auto Freq Level Limit Line Margin Read Level Ant Factor Cable Loss Preamp Factor Aux Factor APos TPos Remark MHz dBuV/m dBuV/m dB dBuV dB/m dB dB dB cm deg 1 5320.00 108.94 ------ ------ 96.16 35.00 12.91 35.13 0.00 400 182 Peak
Avg	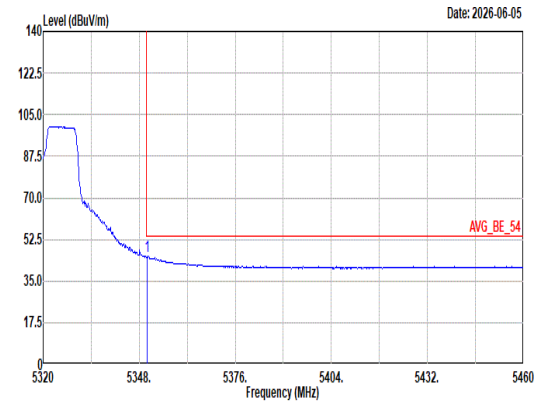 Site : 03CH07-HY Condition: AVG_BE_54 3m HF_ANT_00075962 HORIZONTAL : RBW:1000.000kHz VBW:1.000kHz SWT:Auto Freq Level Limit Line Margin Read Level Ant Factor Cable Loss Preamp Factor Aux Factor APos TPos Remark MHz dBuV/m dBuV/m dB dBuV dB/m dB dB dB cm deg 1 5350.38 45.67 54.00 -8.33 32.76 35.10 12.93 35.12 0.00 400 182 Average	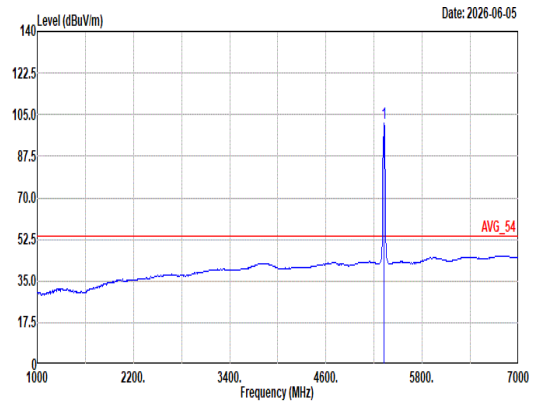 Site : 03CH07-HY Condition: AVG_54 3m HF_ANT_00075962 HORIZONTAL : RBW:1000.000kHz VBW:1.000kHz SWT:Auto Freq Level Limit Line Margin Read Level Ant Factor Cable Loss Preamp Factor Aux Factor APos TPos Remark MHz dBuV/m dBuV/m dB dBuV dB/m dB dB dB cm deg 1 5320.00 101.17 ------ ------ 88.39 35.00 12.91 35.13 0.00 400 182 Average

Mode	15	
	Band Edge	
	U-NII-2A_5.25-5.35_802.11ax HE20_CH64_Partial RU 106/54_5320MHz	
ANT	1	
Pol.	Vertical	Fundamental
Peak	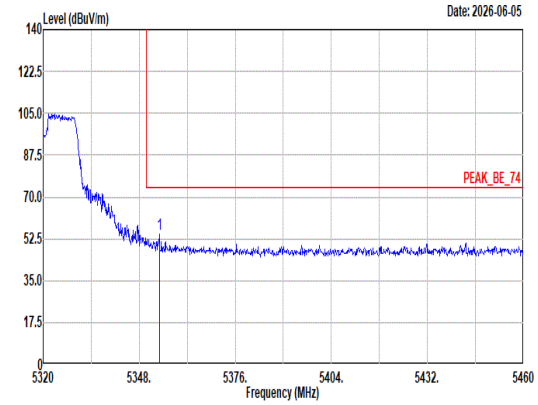 Site : 03CH07-HY Condition: PEAK_BE_74 3m HF_ANT_00075962 VERTICAL : RBW:1000.000kHz VBW:3000.000kHz SWT:Auto Freq Level Limit Line Margin Read Level Ant Factor Cable Loss Preamp Factor Aux Factor APos TPos Remark MHz dBuV/m dBuV/m dB dBuV dB/m dB dB dB cm deg 1 5353.88 54.26 74.00 -19.74 41.36 35.08 12.94 35.12 0.00 381 54 Peak	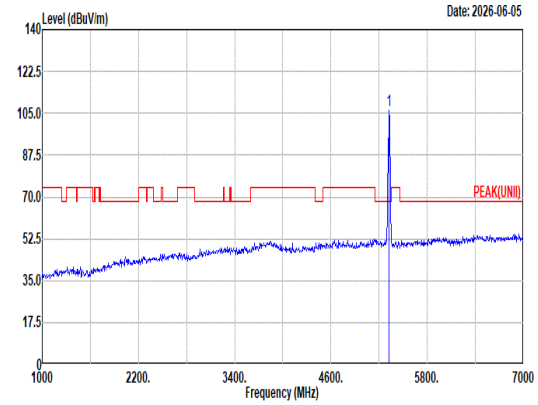 Site : 03CH07-HY Condition: PEAK(UNII) 3m HF_ANT_00075962 VERTICAL : RBW:1000.000kHz VBW:3000.000kHz SWT:Auto Freq Level Limit Line Margin Read Level Ant Factor Cable Loss Preamp Factor Aux Factor APos TPos Remark MHz dBuV/m dBuV/m dB dBuV dB/m dB dB dB cm deg 1 5320.00 105.99 ------ ------ 93.21 35.00 12.91 35.13 0.00 381 54 Peak
Avg	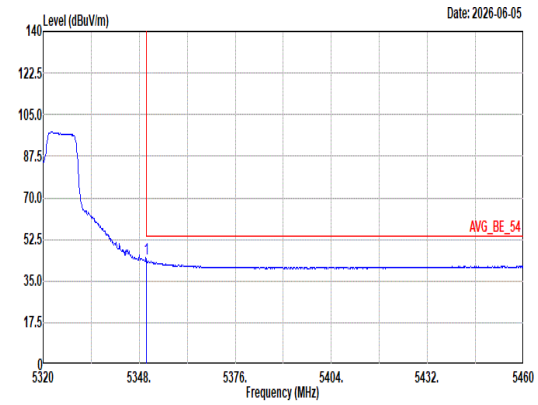 Site : 03CH07-HY Condition: AVG_BE_54 3m HF_ANT_00075962 VERTICAL : RBW:1000.000kHz VBW:1.000kHz SWT:Auto Freq Level Limit Line Margin Read Level Ant Factor Cable Loss Preamp Factor Aux Factor APos TPos Remark MHz dBuV/m dBuV/m dB dBuV dB/m dB dB dB cm deg 1 5350.10 44.42 54.00 -9.58 31.51 35.10 12.93 35.12 0.00 381 54 Average	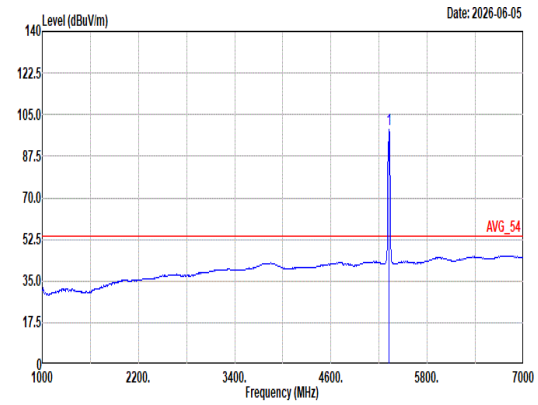 Site : 03CH07-HY Condition: AVG_54 3m HF_ANT_00075962 VERTICAL : RBW:1000.000kHz VBW:1.000kHz SWT:Auto Freq Level Limit Line Margin Read Level Ant Factor Cable Loss Preamp Factor Aux Factor APos TPos Remark MHz dBuV/m dBuV/m dB dBuV dB/m dB dB dB cm deg 1 5320.00 98.67 ------ ------ 85.89 35.00 12.91 35.13 0.00 381 54 Average

Mode	15	
	Harmonic	
	U-NII-2A_5.25-5.35_802.11ax HE20_CH64_Partial RU 106/54_5320MHz	
ANT	1	
Pol.	Horizontal	Vertical
Peak Avg	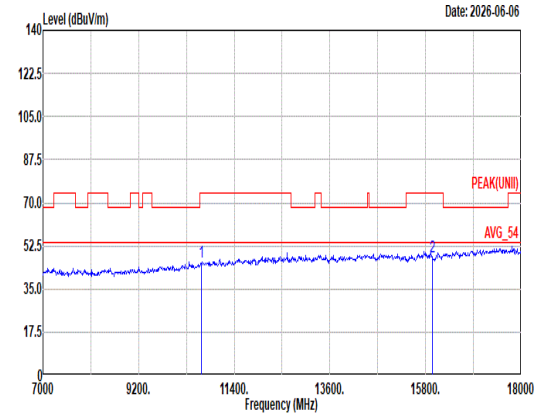 Site : 03CH07-HY Condition: PEAK(UNII) 3m HF_ANT_00075962 HORIZONTAL Freq Level Limit Line Margin Read Level Ant Factor Cable Loss Preamp Factor Aux Factor APos TPos Remark MHz dBuV/m dBuV/m dB dBuV dB/m dB dB dB cm deg 1 10640.00 45.82 74.00 -28.18 47.20 37.98 17.91 58.46 1.19 -- -- Peak 2 15960.00 47.82 74.00 -26.18 39.43 41.26 22.03 56.12 1.22 -- -- Peak	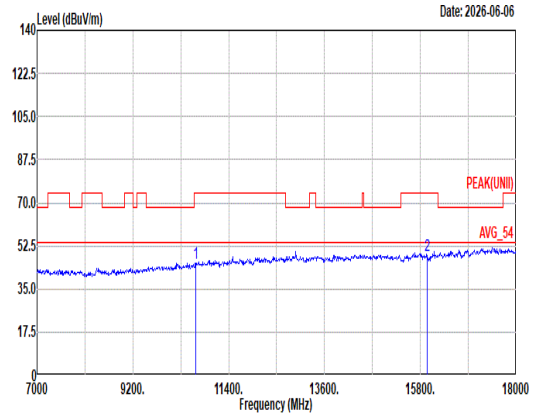 Site : 03CH07-HY Condition: PEAK(UNII) 3m HF_ANT_00075962 VERTICAL Freq Level Limit Line Margin Read Level Ant Factor Cable Loss Preamp Factor Aux Factor APos TPos Remark MHz dBuV/m dBuV/m dB dBuV dB/m dB dB dB cm deg 1 10640.00 45.69 74.00 -28.31 47.07 37.98 17.91 58.46 1.19 -- -- Peak 2 15960.00 48.72 74.00 -25.28 40.33 41.26 22.03 56.12 1.22 -- -- Peak

Remark: In the figure, points 1 and 2 are the noise floor

Mode	15	
	Harmonic	
	U-NII-2A_5.25-5.35_802.11ax HE20_CH64_Partial RU 106/54_5320MHz	
ANT	1	
Pol.	Horizontal	Vertical
14.47G ~14.5G Avg	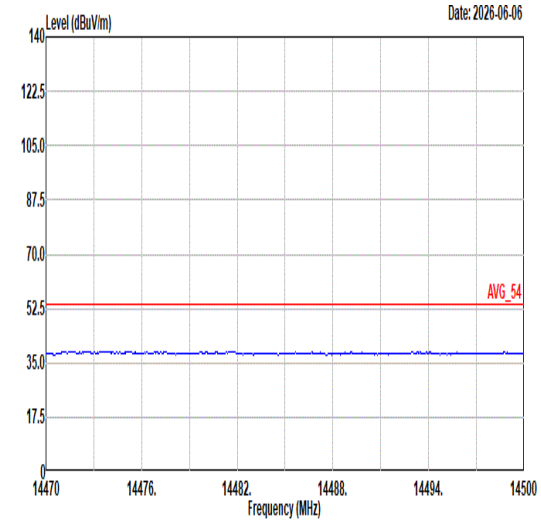 Site : 03CH07-HY Condition: AVG_54 3m HF_ANT_00075962 HORIZONTAL	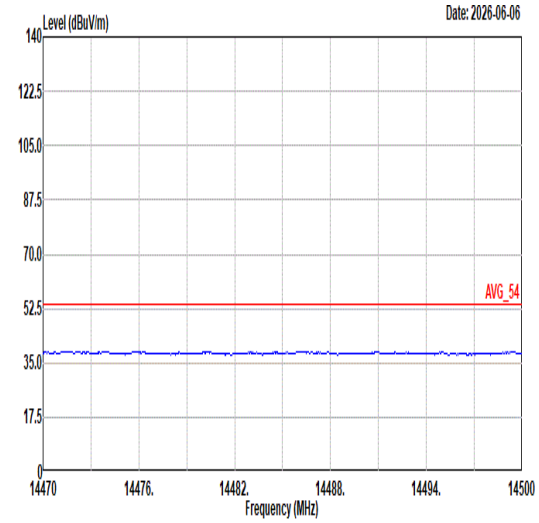 Site : 03CH07-HY Condition: AVG_54 3m HF_ANT_00075962 VERTICAL
17.7G ~18G Avg	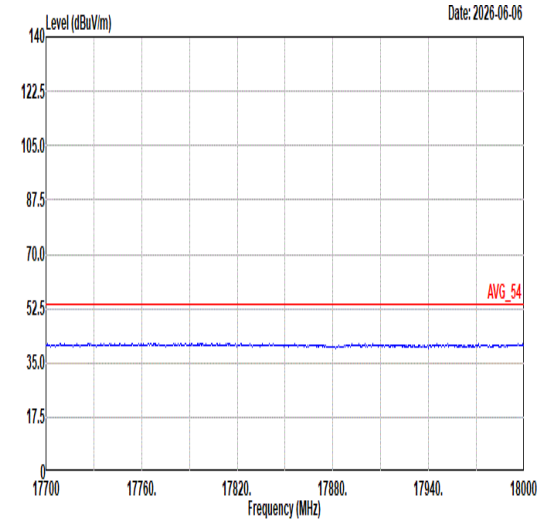 Site : 03CH07-HY Condition: AVG_54 3m HF_ANT_00075962 HORIZONTAL	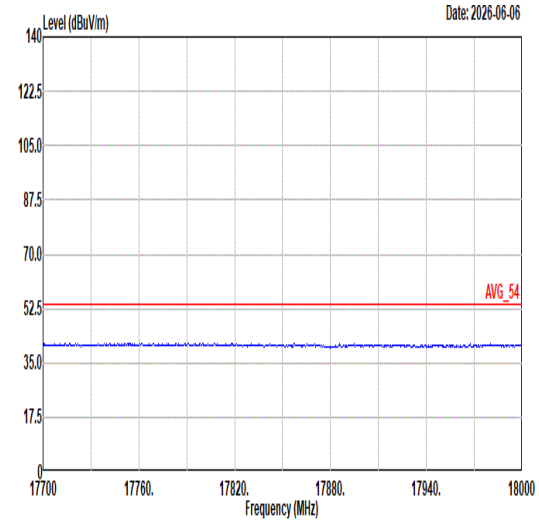 Site : 03CH07-HY Condition: AVG_54 3m HF_ANT_00075962 VERTICAL

Mode	16	
	Band Edge	
	U-NII-2A_5.25-5.35_802.11n HT20_CH64_5320MHz	
ANT	1	
Pol.	Horizontal	Fundamental
Peak	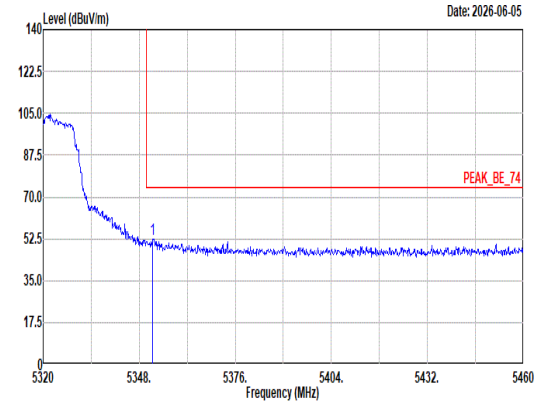 Site : 03CH07-HY Condition: PEAK_BE_74 3m HF_ANT_00075962 HORIZONTAL : RBW:1000.000kHz VBW:3000.000kHz SWT:Auto Freq Level Limit Line Margin Read Level Ant Factor Cable Loss Preamp Factor Aux Factor APos TPos Remark MHz dBuV/m dBuV/m dB dBuV dB/m dB dB dB cm deg 1 5351.92 52.41 74.00 -21.59 39.51 35.09 12.93 35.12 0.00 342 179 Peak	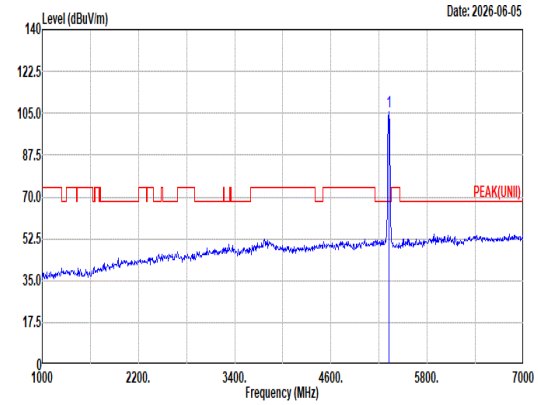 Site : 03CH07-HY Condition: PEAK(UNII) 3m HF_ANT_00075962 HORIZONTAL : RBW:1000.000kHz VBW:3000.000kHz SWT:Auto Freq Level Limit Line Margin Read Level Ant Factor Cable Loss Preamp Factor Aux Factor APos TPos Remark MHz dBuV/m dBuV/m dB dBuV dB/m dB dB dB cm deg 1 5320.00 105.83 ------ ------ 93.05 35.00 12.91 35.13 0.00 342 179 Peak
Avg	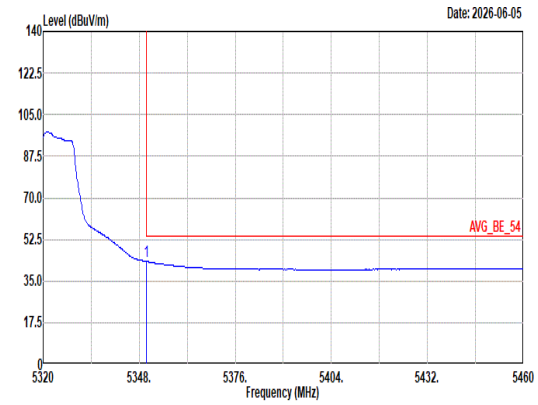 Site : 03CH07-HY Condition: AVG_BE_54 3m HF_ANT_00075962 HORIZONTAL : RBW:1000.000kHz VBW:0.010kHz SWT:Auto Freq Level Limit Line Margin Read Level Ant Factor Cable Loss Preamp Factor Aux Factor APos TPos Remark MHz dBuV/m dBuV/m dB dBuV dB/m dB dB dB cm deg 1 5350.10 43.23 54.00 -10.77 30.32 35.10 12.93 35.12 0.00 342 179 Average	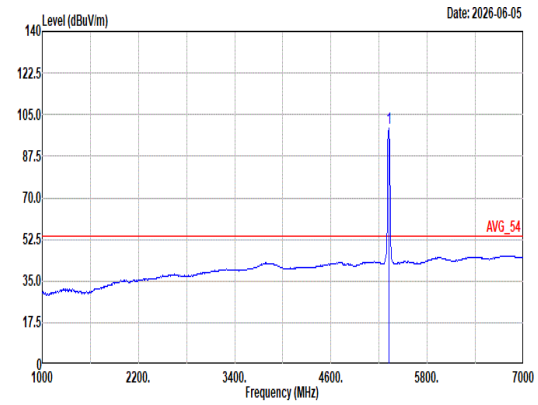 Site : 03CH07-HY Condition: AVG_54 3m HF_ANT_00075962 HORIZONTAL : RBW:1000.000kHz VBW:0.010kHz SWT:Auto Freq Level Limit Line Margin Read Level Ant Factor Cable Loss Preamp Factor Aux Factor APos TPos Remark MHz dBuV/m dBuV/m dB dBuV dB/m dB dB dB cm deg 1 5320.00 99.36 ------ ------ 86.61 34.98 12.90 35.13 0.00 342 179 Average

Mode	16	
	Band Edge	
	U-NII-2A_5.25-5.35_802.11n HT20_CH64_5320MHz	
ANT	1	
Pol.	Vertical	Fundamental
Peak	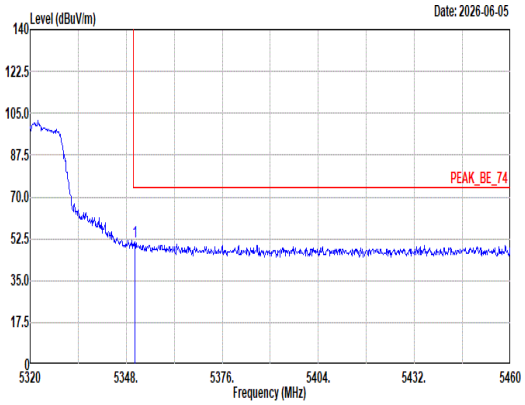 Site : 03CH07-HY Condition: PEAK_BE_74 3m HF_ANT_00075962 VERTICAL : RBW:1000.000kHz VBW:3000.000kHz SWT:Auto Freq Level Limit Line Margin Read Level Ant Factor Cable Loss Preamp Factor Aux Factor APos TPos Remark MHz dBuV/m dBuV/m dB dBuV dB/m dB dB dB cm deg 1 5350.52 51.47 74.00 -22.53 38.56 35.10 12.93 35.12 0.00 381 54 Peak	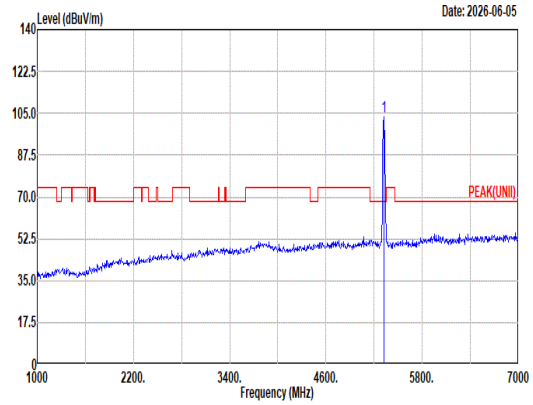 Site : 03CH07-HY Condition: PEAK(UNII) 3m HF_ANT_00075962 VERTICAL : RBW:1000.000kHz VBW:3000.000kHz SWT:Auto Freq Level Limit Line Margin Read Level Ant Factor Cable Loss Preamp Factor Aux Factor APos TPos Remark MHz dBuV/m dBuV/m dB dBuV dB/m dB dB dB cm deg 1 5320.00 103.29 ------ ------ 90.54 34.98 12.90 35.13 0.00 381 54 Peak
Avg	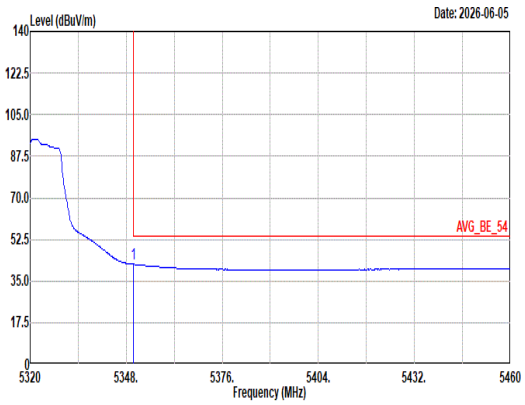 Site : 03CH07-HY Condition: AVG_BE_54 3m HF_ANT_00075962 VERTICAL : RBW:1000.000kHz VBW:0.010kHz SWT:Auto Freq Level Limit Line Margin Read Level Ant Factor Cable Loss Preamp Factor Aux Factor APos TPos Remark MHz dBuV/m dBuV/m dB dBuV dB/m dB dB dB cm deg 1 5350.10 42.05 54.00 -11.95 29.14 35.10 12.93 35.12 0.00 381 54 Average	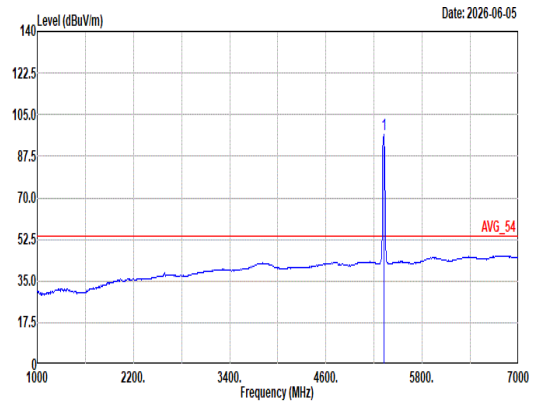 Site : 03CH07-HY Condition: AVG_54 3m HF_ANT_00075962 VERTICAL : RBW:1000.000kHz VBW:0.010kHz SWT:Auto Freq Level Limit Line Margin Read Level Ant Factor Cable Loss Preamp Factor Aux Factor APos TPos Remark MHz dBuV/m dBuV/m dB dBuV dB/m dB dB dB cm deg 1 5320.00 96.48 ------ ------ 83.73 34.98 12.90 35.13 0.00 381 54 Average

Mode	16	
	Harmonic	
	U-NII-2A_5.25-5.35_802.11n HT20_CH64_5320MHz	
ANT	1	
Pol.	Horizontal	Vertical
Peak Avg	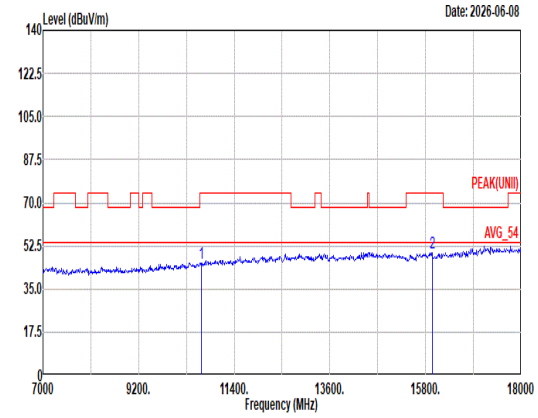 Site : 03CH07-HY Condition: PEAK(UNII) 3m HF_ANT_00075962 HORIZONTAL Freq Level Limit Line Margin Read Level Ant Factor Cable Loss Preamp Factor Aux Factor APos TPos Remark MHz dBuV/m dBuV/m dB dBuV dB/m dB dB dB cm deg 1 10640.00 45.65 74.00 -28.35 47.03 37.98 17.91 58.46 1.19 -- -- Peak 2 15960.00 49.53 74.00 -24.47 41.14 41.26 22.03 56.12 1.22 -- -- Peak	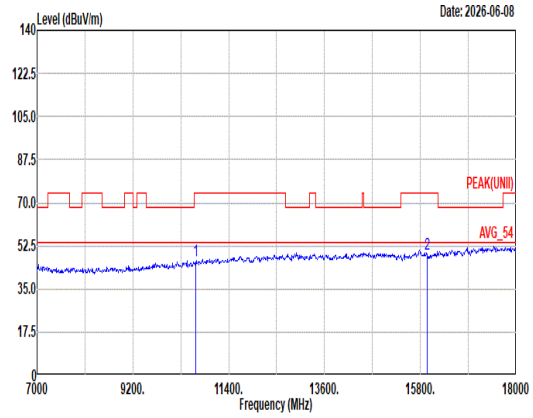 Site : 03CH07-HY Condition: PEAK(UNII) 3m HF_ANT_00075962 VERTICAL Freq Level Limit Line Margin Read Level Ant Factor Cable Loss Preamp Factor Aux Factor APos TPos Remark MHz dBuV/m dBuV/m dB dBuV dB/m dB dB dB cm deg 1 10640.00 46.48 74.00 -27.52 47.86 37.98 17.91 58.46 1.19 -- -- Peak 2 15960.00 49.19 74.00 -24.81 40.80 41.26 22.03 56.12 1.22 -- -- Peak

Remark: In the figure, points 1 and 2 are the noise floor

Mode	16	
	Harmonic	
	U-NII-2A_5.25-5.35_802.11n HT20_CH64_5320MHz	
ANT	1	
Pol.	Horizontal	Vertical
14.47G ~14.5G Avg	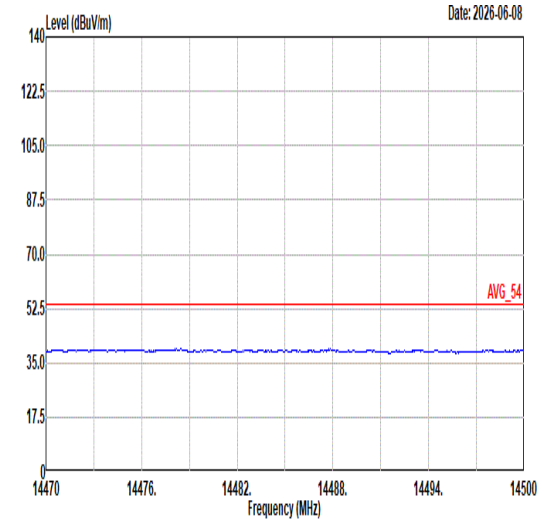 Site : 03CH07-HY Condition: AVG_54 3m HF_ANT_00075962 HORIZONTAL	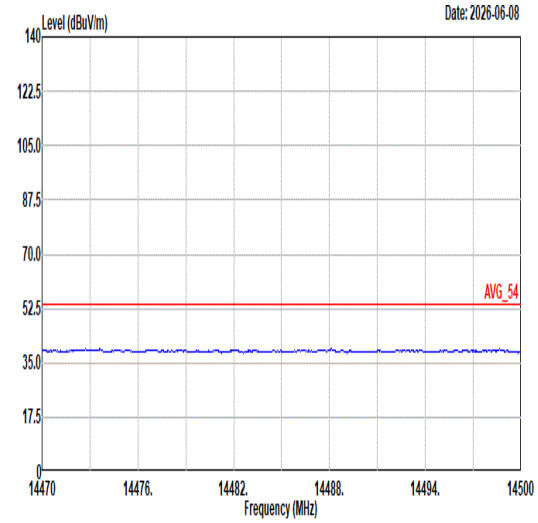 Site : 03CH07-HY Condition: AVG_54 3m HF_ANT_00075962 VERTICAL
17.7G ~18G Avg	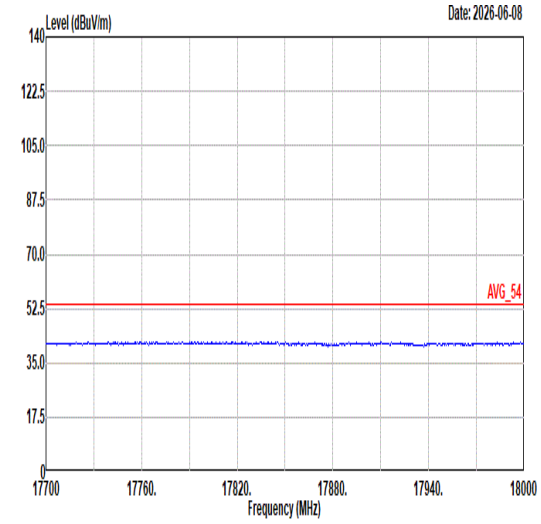 Site : 03CH07-HY Condition: AVG_54 3m HF_ANT_00075962 HORIZONTAL	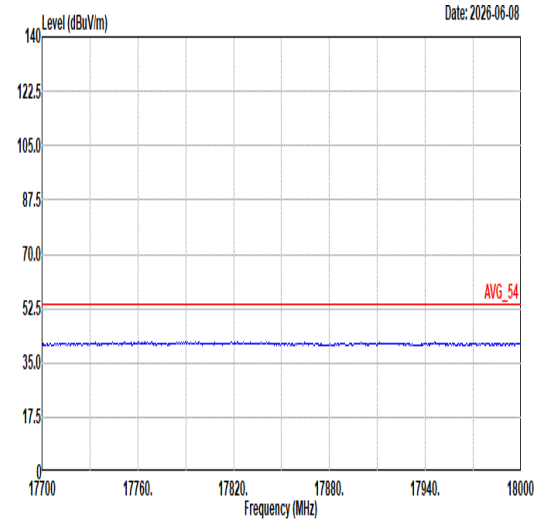 Site : 03CH07-HY Condition: AVG_54 3m HF_ANT_00075962 VERTICAL

Mode	17	
	Band Edge	
	U-NII-2C_5.47-5.725_802.11a_CH100_5500MHz	
ANT	1	
Pol.	Horizontal	Fundamental
Peak	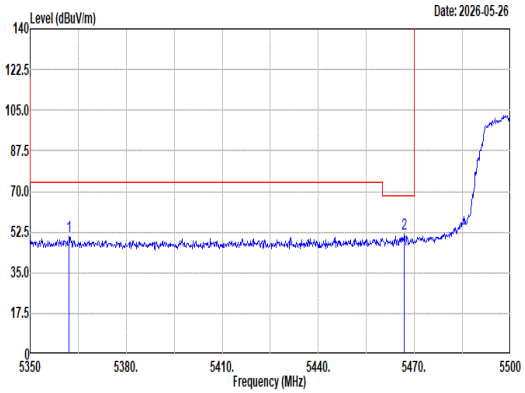 Site : 03CH07-HY Condition: PEAK_BE(UNII)_B3 3m HF_ANT_00075962 HORIZONTAL : RBW:1000.000kHz VBW:3000.000kHz SWT:Auto 1 5362.15 50.46 74.00 -23.54 37.59 35.05 12.94 35.12 0.00 300 147 Peak 2 5466.85 51.76 68.20 -16.44 38.83 34.97 13.05 35.09 0.00 300 147 Peak	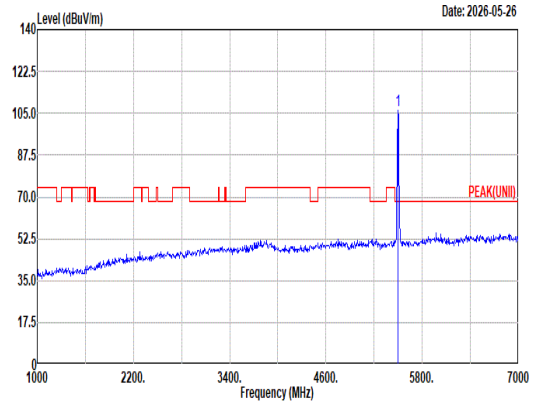 Site : 03CH07-HY Condition: PEAK(UNII) 3m HF_ANT_00075962 HORIZONTAL : RBW:1000.000kHz VBW:3000.000kHz SWT:Auto 1 5500.00 106.24 ------ ------ 93.14 35.10 13.08 35.08 0.00 300 147 Peak
Avg	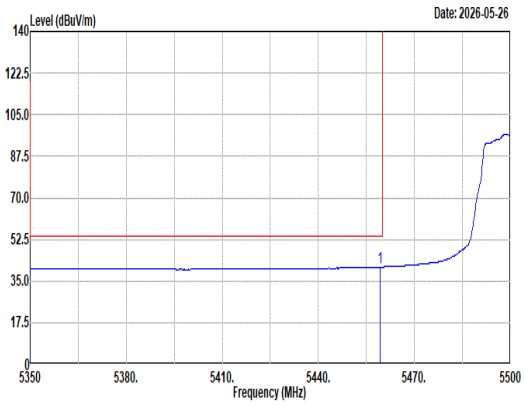 Site : 03CH07-HY Condition: AVG_BE(UNII)_B3 3m HF_ANT_00075962 HORIZONTAL : RBW:1000.000kHz VBW:0.010kHz SWT:Auto 1 5459.20 40.89 54.00 -13.11 28.00 34.94 13.04 35.09 0.00 300 147 Average	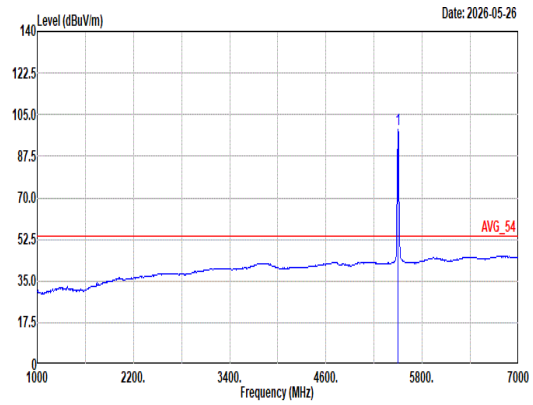 Site : 03CH07-HY Condition: AVG_54 3m HF_ANT_00075962 HORIZONTAL : RBW:1000.000kHz VBW:0.010kHz SWT:Auto 1 5500.00 98.60 ------ ------ 85.50 35.10 13.08 35.08 0.00 300 147 Average

Remark: In the left figure, points 1 and 2 are the noise floor

Mode	17	
	Band Edge	
	U-NII-2C_5.47-5.725_802.11a_CH100_5500MHz	
ANT	1	
Pol.	Vertical	Fundamental
Peak	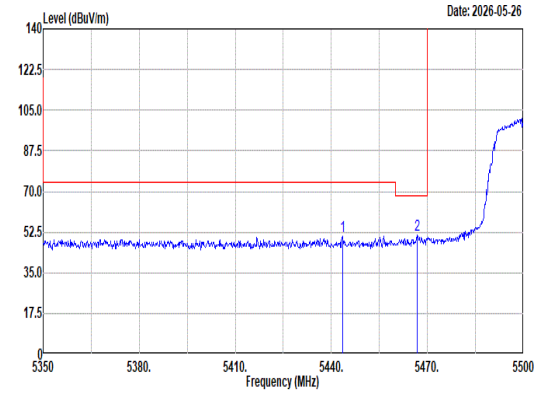 Site : 03CH07-HY Condition: PEAK_BE(UNII)_B3 3m HF_ANT_00075962 VERTICAL : RBW:1000.000kHz VBW:3000.000kHz SWT:Auto 1 5443.45 50.77 74.00 -23.23 37.94 34.90 13.02 35.09 0.00 400 47 Peak 2 5466.70 51.03 68.20 -17.17 38.10 34.97 13.05 35.09 0.00 400 47 Peak	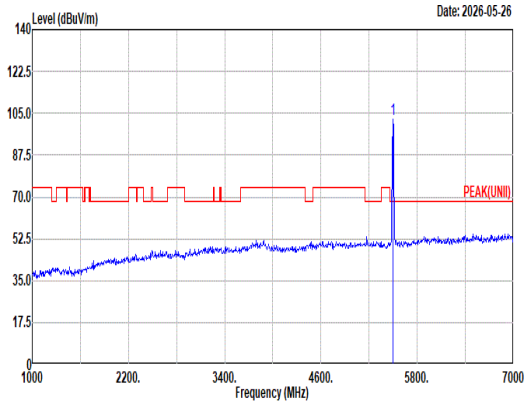 Site : 03CH07-HY Condition: PEAK(UNII) 3m HF_ANT_00075962 VERTICAL : RBW:1000.000kHz VBW:3000.000kHz SWT:Auto 1 5500.00 102.74 ------ ------ 89.64 35.10 13.08 35.08 0.00 400 47 Peak
Avg	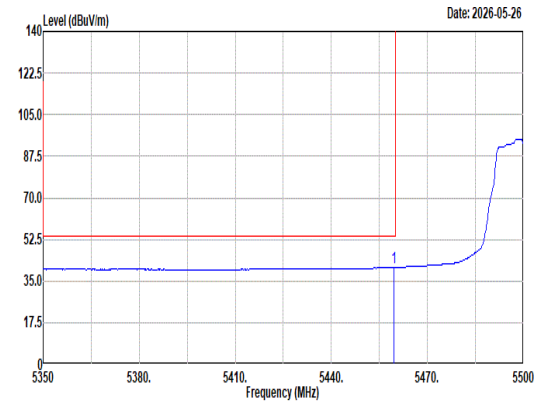 Site : 03CH07-HY Condition: AVG_BE(UNII)_B3 3m HF_ANT_00075962 VERTICAL : RBW:1000.000kHz VBW:0.010kHz SWT:Auto 1 5459.50 40.72 54.00 -13.28 27.83 34.94 13.04 35.09 0.00 400 47 Average	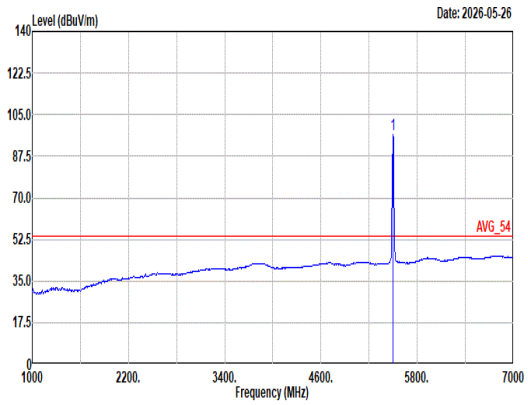 Site : 03CH07-HY Condition: AVG_54 3m HF_ANT_00075962 VERTICAL : RBW:1000.000kHz VBW:0.010kHz SWT:Auto 1 5500.00 96.57 ------ ------ 83.47 35.10 13.08 35.08 0.00 400 47 Average

Remark: In the left figure, points 1 and 2 are the noise floor

Mode	17	
	Harmonic	
	U-NII-2C_5.47-5.725_802.11a_CH100_5500MHz	
ANT	1	
Pol.	Horizontal	Vertical
Peak Avg	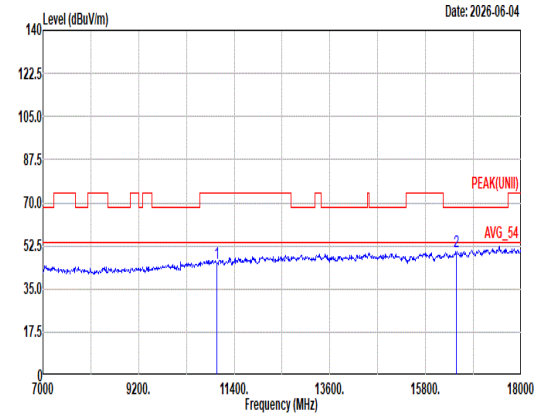 Site : 03CH07-HY Condition: PEAK(UNII) 3m HF_ANT_00075962 HORIZONTAL Freq Level Limit Line Margin Read Level Ant Factor Cable Loss Preamp Factor Aux Factor APos TPos Remark MHz dBuV/m dBuV/m dB dBuV dB/m dB dB dB cm deg 1 11000.00 45.57 74.00 -28.43 46.05 38.10 18.25 58.08 1.25 -- -- Peak 2 16500.00 50.31 68.20 -17.89 40.81 42.10 22.26 56.17 1.31 -- -- Peak	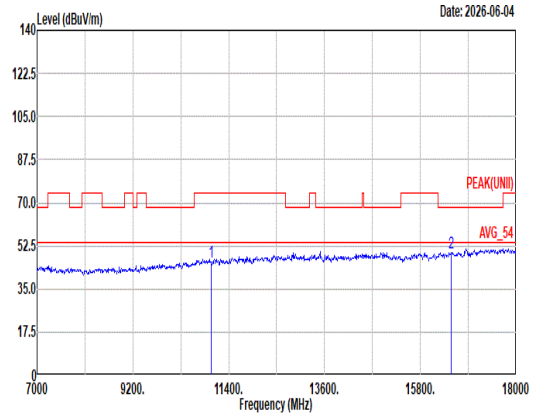 Site : 03CH07-HY Condition: PEAK(UNII) 3m HF_ANT_00075962 VERTICAL Freq Level Limit Line Margin Read Level Ant Factor Cable Loss Preamp Factor Aux Factor APos TPos Remark MHz dBuV/m dBuV/m dB dBuV dB/m dB dB dB cm deg 1 11000.00 46.04 74.00 -27.96 46.52 38.10 18.25 58.08 1.25 -- -- Peak 2 16500.00 49.77 68.20 -18.43 40.27 42.10 22.26 56.17 1.31 -- -- Peak

Remark: In the figure, points 1 and 2 are the noise floor

Mode	17	
	Harmonic	
	U-NII-2C_5.47-5.725_802.11a_CH100_5500MHz	
ANT	1	
Pol.	Horizontal	Vertical
14.47G ~14.5G Avg	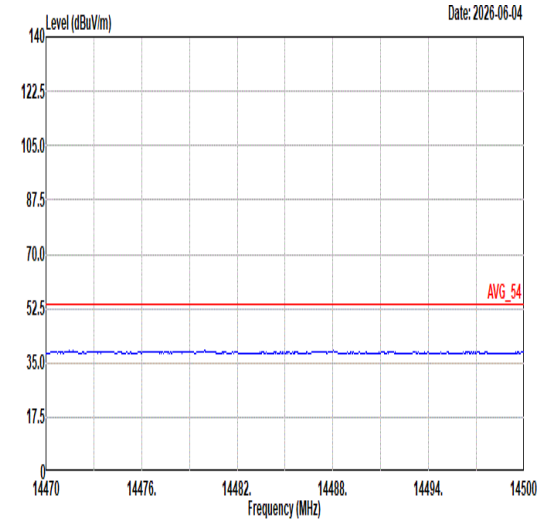 Site : 03CH07-HY Condition: AVG_54 3m HF_ANT_00075962 HORIZONTAL	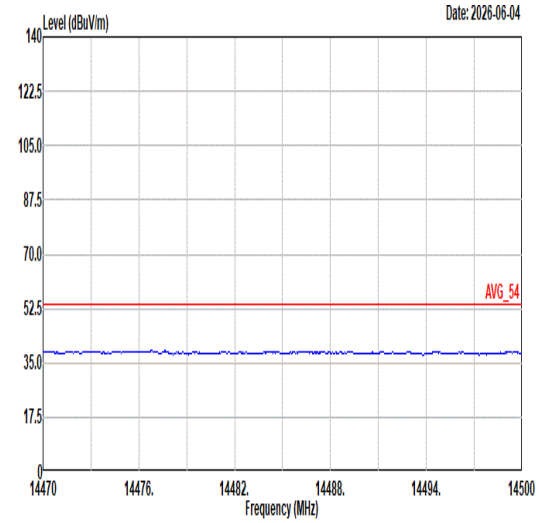 Site : 03CH07-HY Condition: AVG_54 3m HF_ANT_00075962 VERTICAL
17.7G ~18G Avg	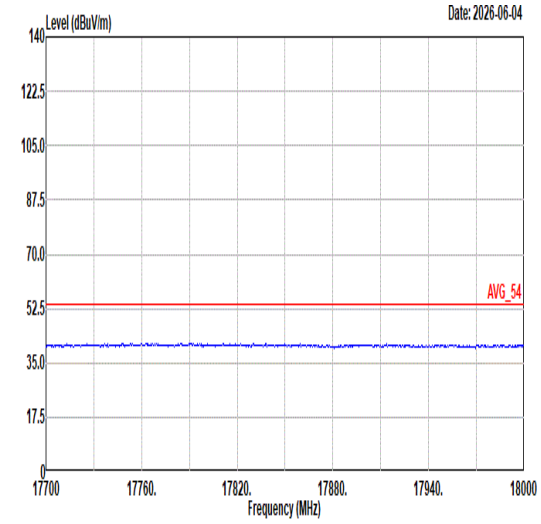 Site : 03CH07-HY Condition: AVG_54 3m HF_ANT_00075962 HORIZONTAL	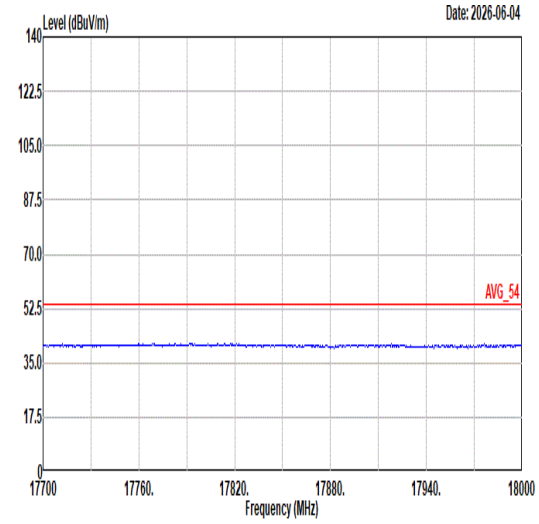 Site : 03CH07-HY Condition: AVG_54 3m HF_ANT_00075962 VERTICAL

Mode	18	
	Band Edge - L	
	U-NII-2C_5.47-5.725_802.11a_CH116_5580MHz	
ANT	1	
Pol.	Horizontal	Fundamental
Peak	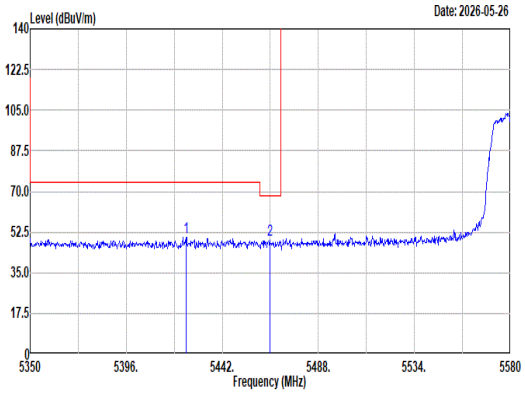 Site : 03CH07-HY Condition: PEAK_BE(UNII)_B3 3m HF_ANT_00075962 HORIZONTAL : RBW:1000.000kHz VBW:3000.000kHz SWT:Auto Freq Level Limit Line Margin Read Level Ant Factor Cable Loss Preamp Factor Aux Factor APos TPos Remark MHz dBuV/m dBuV/m dB dBuV dB/m dB dB dB cm deg 1 5424.75 50.41 74.00 -23.59 37.61 34.90 13.00 35.10 0.00 400 183 Peak 2 5464.77 48.92 68.20 -19.28 36.01 34.96 13.04 35.09 0.00 400 183 Peak	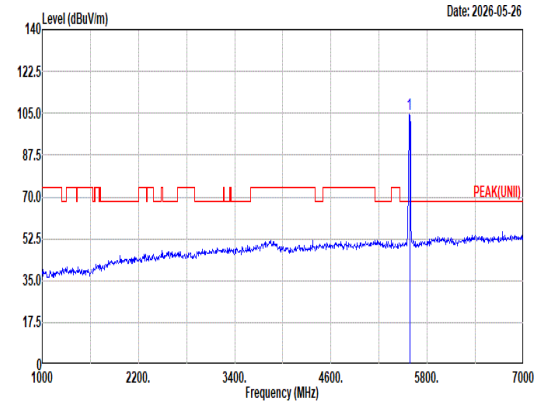 Site : 03CH07-HY Condition: PEAK(UNII) 3m HF_ANT_00075962 HORIZONTAL : RBW:1000.000kHz VBW:3000.000kHz SWT:Auto Freq Level Limit Line Margin Read Level Ant Factor Cable Loss Preamp Factor Aux Factor APos TPos Remark MHz dBuV/m dBuV/m dB dBuV dB/m dB dB dB cm deg 1 5580.00 104.68 ------ ------ 91.61 34.99 13.16 35.08 0.00 400 183 Peak
Avg	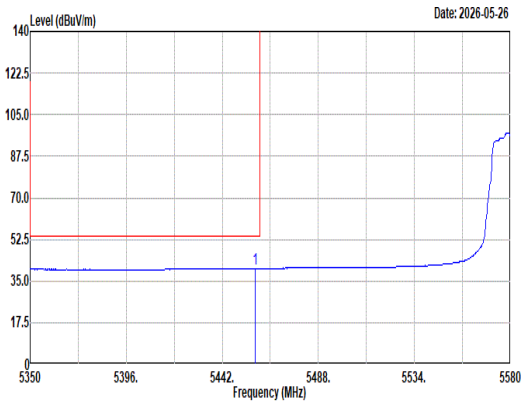 Site : 03CH07-HY Condition: AVG_BE(UNII)_B3 3m HF_ANT_00075962 HORIZONTAL : RBW:1000.000kHz VBW:0.010kHz SWT:Auto Freq Level Limit Line Margin Read Level Ant Factor Cable Loss Preamp Factor Aux Factor APos TPos Remark MHz dBuV/m dBuV/m dB dBuV dB/m dB dB dB cm deg 1 5457.64 40.22 54.00 -13.78 27.34 34.93 13.04 35.09 0.00 400 183 Average	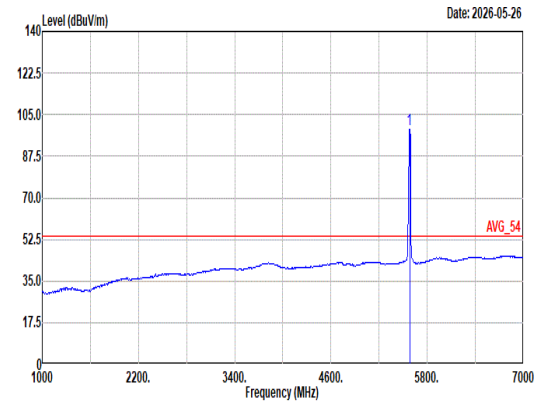 Site : 03CH07-HY Condition: AVG_54 3m HF_ANT_00075962 HORIZONTAL : RBW:1000.000kHz VBW:0.010kHz SWT:Auto Freq Level Limit Line Margin Read Level Ant Factor Cable Loss Preamp Factor Aux Factor APos TPos Remark MHz dBuV/m dBuV/m dB dBuV dB/m dB dB dB cm deg 1 5580.00 99.00 ------ ------ 85.95 34.96 13.16 35.07 0.00 400 183 Average

Remark: In the left figure, points 1 and 2 are the noise floor

Mode	18	
	Band Edge - R	
	U-NII-2C_5.47-5.725_802.11a_CH116_5580MHz	
ANT	1	
Pol.	Horizontal	Fundamental
Peak	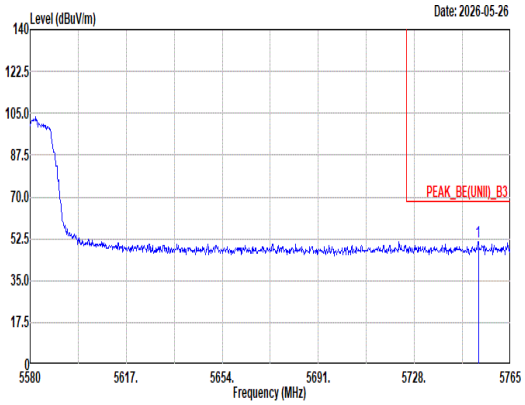 Site : 03CH07-HY Condition: PEAK_BE(UNII)_B3 3m HF_ANT_00075962 HORIZONTAL : RBW:1000.000kHz VBW:3000.000kHz SWT:Auto Limit Read Ant Cable Preamp Aux APos TPos Freq Level Line Margin Level Factor Loss Factor Factor Remark MHz dBuV/m dBuV/m dB dBuV dB/m dB dB dB cm deg 1 5752.61 51.15 68.20 -17.05 37.78 35.11 13.32 35.06 0.00 400 183 Peak	Blank

Remark: In the left figure, points 1 are the noise floor

Mode	18	
	Band Edge - L	
	U-NII-2C_5.47-5.725_802.11a_CH116_5580MHz	
ANT	1	
Pol.	Vertical	Fundamental
Peak	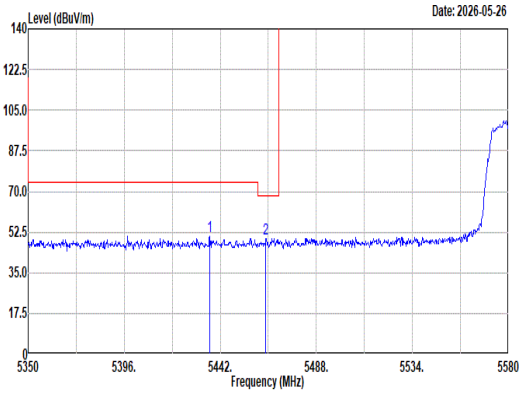 Site : 03CH07-HY Condition: PEAK_BE(UNII)_B3 3m HF_ANT_00075962 VERTICAL : RBW:1000.000kHz VBW:3000.000kHz SWT:Auto Freq Level Limit Line Margin Read Level Ant Factor Cable Loss Preamp Factor Aux Factor APos TPos Remark MHz dBuV/m dBuV/m dB dBuV dB/m dB dB dB cm deg 1 5436.94 50.54 74.00 -23.46 37.72 34.90 13.02 35.10 0.00 386 47 Peak 2 5463.85 49.90 68.20 -18.30 36.99 34.96 13.04 35.09 0.00 386 47 Peak	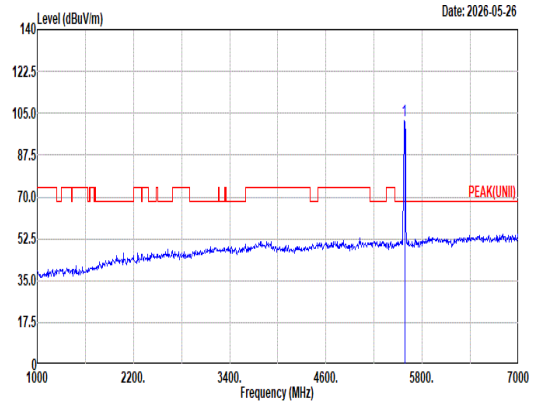 Site : 03CH07-HY Condition: PEAK(UNII) 3m HF_ANT_00075962 VERTICAL : RBW:1000.000kHz VBW:3000.000kHz SWT:Auto Freq Level Limit Line Margin Read Level Ant Factor Cable Loss Preamp Factor Aux Factor APos TPos Remark MHz dBuV/m dBuV/m dB dBuV dB/m dB dB dB cm deg 1 5580.00 102.07 ------ ------ 89.00 34.99 13.16 35.08 0.00 386 47 Peak
Avg	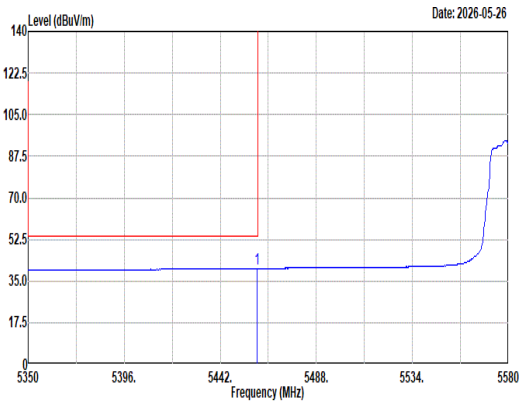 Site : 03CH07-HY Condition: AVG_BE(UNII)_B3 3m HF_ANT_00075962 VERTICAL : RBW:1000.000kHz VBW:0.010kHz SWT:Auto Freq Level Limit Line Margin Read Level Ant Factor Cable Loss Preamp Factor Aux Factor APos TPos Remark MHz dBuV/m dBuV/m dB dBuV dB/m dB dB dB cm deg 1 5459.48 40.23 54.00 -13.77 27.34 34.94 13.04 35.09 0.00 386 47 Average	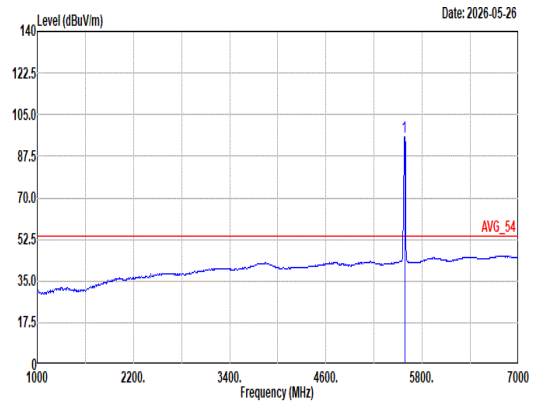 Site : 03CH07-HY Condition: AVG_54 3m HF_ANT_00075962 VERTICAL : RBW:1000.000kHz VBW:0.010kHz SWT:Auto Freq Level Limit Line Margin Read Level Ant Factor Cable Loss Preamp Factor Aux Factor APos TPos Remark MHz dBuV/m dBuV/m dB dBuV dB/m dB dB dB cm deg 1 5580.00 95.76 ------ ------ 82.71 34.96 13.16 35.07 0.00 386 47 Average

Remark: In the left figure, points 1 and 2 are the noise floor

Mode	18	
	Band Edge - R	
	U-NII-2C_5.47-5.725_802.11a_CH116_5580MHz	
ANT	1	
Pol.	Vertical	Fundamental
Peak	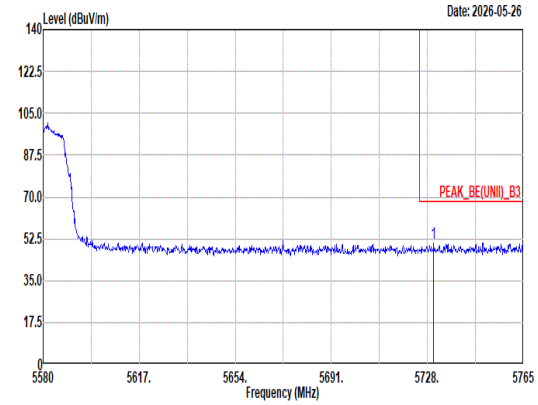 Site : 03CH07-HY Condition: PEAK_BE(UNII)_B3 3m HF_ANT_00075962 VERTICAL : RBW:1000.000kHz VBW:3000.000kHz SWT:Auto Limit Read Ant Cable Preamp Aux APos TPos Freq Level Line Margin Level Factor Loss Factor Factor Remark MHz dBuV/m dBuV/m dB dBuV dB/m dB dB dB cm deg 1 5730.41 50.88 68.20 -17.32 37.55 35.10 13.30 35.07 0.00 386 47 Peak	Blank

Remark: In the left figure, points 1 are the noise floor

Mode	18	
	Harmonic	
	U-NII-2C_5.47-5.725_802.11a_CH116_5580MHz	
ANT	1	
Pol.	Horizontal	Vertical
Peak Avg	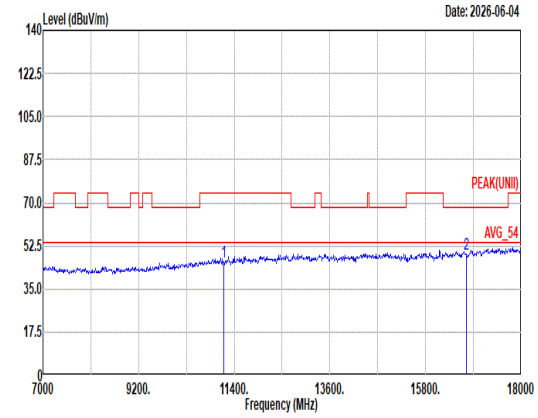 Site : 03CH07-HY Condition: PEAK(UNII) 3m HF_ANT_00075962 HORIZONTAL Freq Level Limit Line Margin Read Level Ant Factor Cable Loss Preamp Factor Aux Factor APos TPos Remark MHz dBuV/m dBuV/m dB dBuV dB/m dB dB dB cm deg 1 11160.00 46.11 74.00 -27.89 45.94 38.20 18.41 57.71 1.27 -- -- Peak 2 16740.00 49.19 68.20 -19.01 39.31 42.30 22.36 56.13 1.35 -- -- Peak	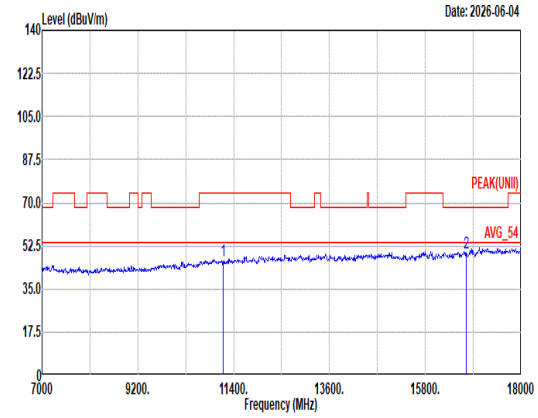 Site : 03CH07-HY Condition: PEAK(UNII) 3m HF_ANT_00075962 VERTICAL Freq Level Limit Line Margin Read Level Ant Factor Cable Loss Preamp Factor Aux Factor APos TPos Remark MHz dBuV/m dBuV/m dB dBuV dB/m dB dB dB cm deg 1 11160.00 46.30 74.00 -27.70 46.13 38.20 18.41 57.71 1.27 -- -- Peak 2 16740.00 49.83 68.20 -18.37 39.95 42.30 22.36 56.13 1.35 -- -- Peak

Remark: In the figure, points 1 and 2 are the noise floor

Mode	18	
	Harmonic	
	U-NII-2C_5.47-5.725_802.11a_CH116_5580MHz	
ANT	1	
Pol.	Horizontal	Vertical
14.47G ~14.5G Avg	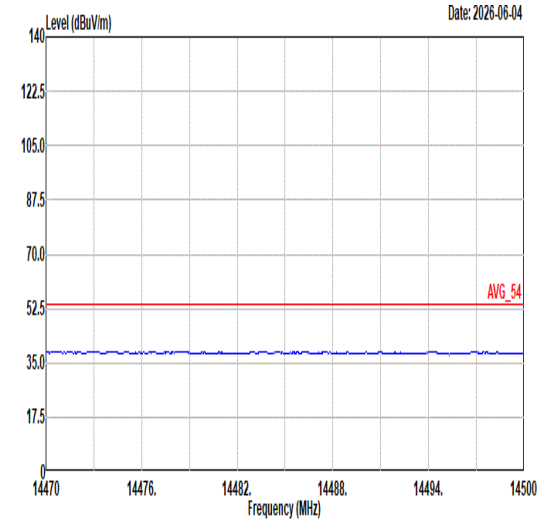 Site : 03CH07-HY Condition: AVG_54 3m HF_ANT_00075962 HORIZONTAL	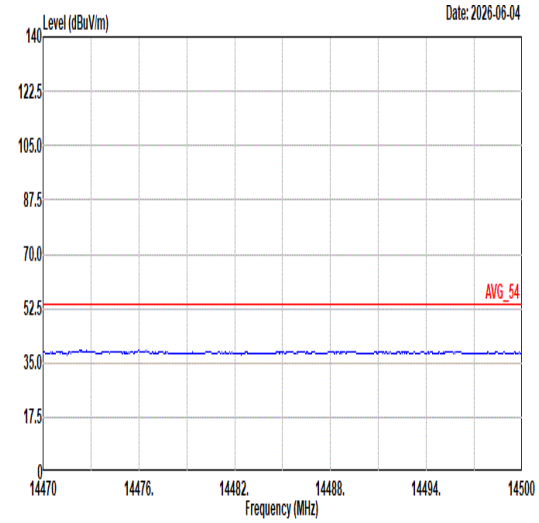 Site : 03CH07-HY Condition: AVG_54 3m HF_ANT_00075962 VERTICAL
17.7G ~18G Avg	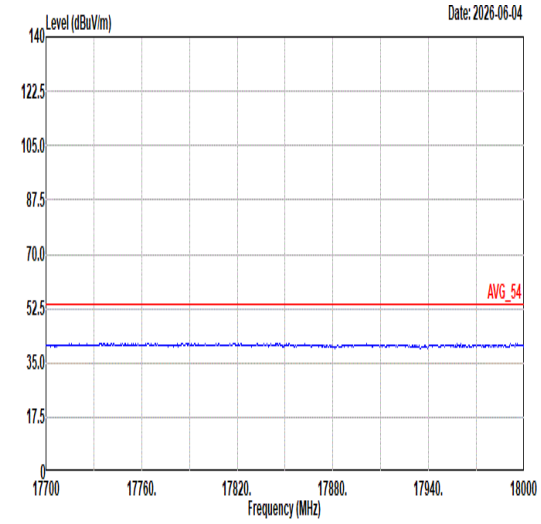 Site : 03CH07-HY Condition: AVG_54 3m HF_ANT_00075962 HORIZONTAL	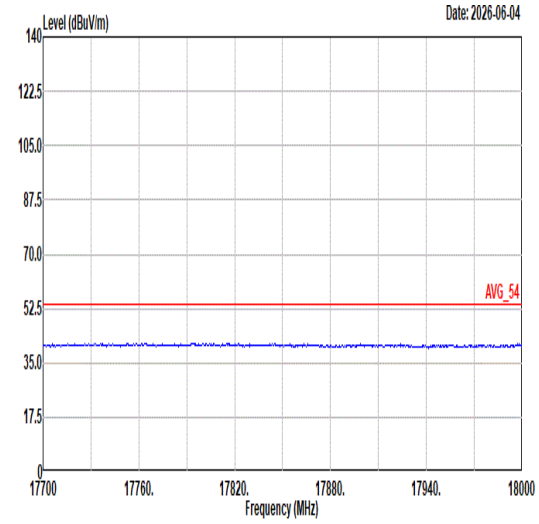 Site : 03CH07-HY Condition: AVG_54 3m HF_ANT_00075962 VERTICAL

Mode	19	
	Band Edge	
	U-NII-2C_5.47-5.725_802.11a_CH140_5700MHz	
ANT	1	
Pol.	Horizontal	Fundamental
Peak	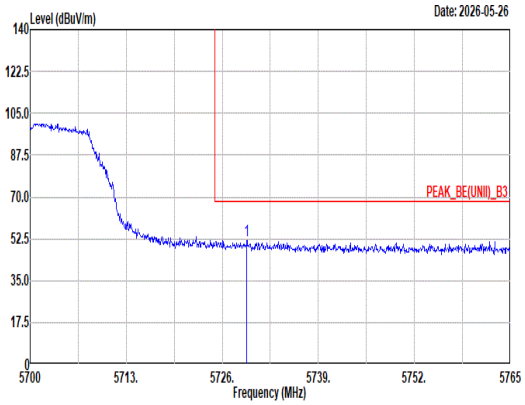 Site : 03CH07-HY Condition: PEAK_BE(UNII)_B3 3m HF_ANT_00075962 HORIZONTAL : RBW:1000.000kHz VBW:3000.000kHz SWT:Auto 1 5729.32 51.66 68.20 -16.54 38.33 35.10 13.30 35.07 0.00 100 184 Peak	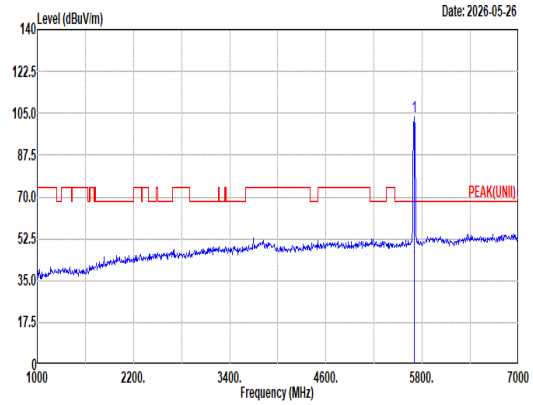 Site : 03CH07-HY Condition: PEAK(UNII) 3m HF_ANT_00075962 HORIZONTAL : RBW:1000.000kHz VBW:3000.000kHz SWT:Auto 1 5700.00 103.34 ------ ------ 90.04 35.10 13.27 35.07 0.00 100 184 Peak
Avg	Blank	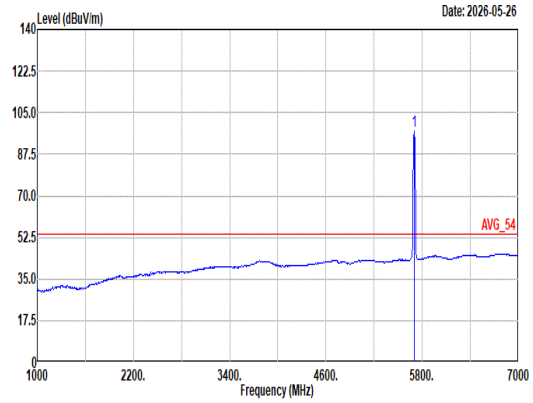 Site : 03CH07-HY Condition: AVG_54 3m HF_ANT_00075962 HORIZONTAL : RBW:1000.000kHz VBW:0.010kHz SWT:Auto 1 5700.00 97.00 ------ ------ 83.70 35.10 13.27 35.07 0.00 100 184 Average

Remark: In the left figure, points 1 are the noise floor

Mode	19	
	Band Edge	
	U-NII-2C_5.47-5.725_802.11a_CH140_5700MHz	
ANT	1	
Pol.	Vertical	Fundamental
Peak	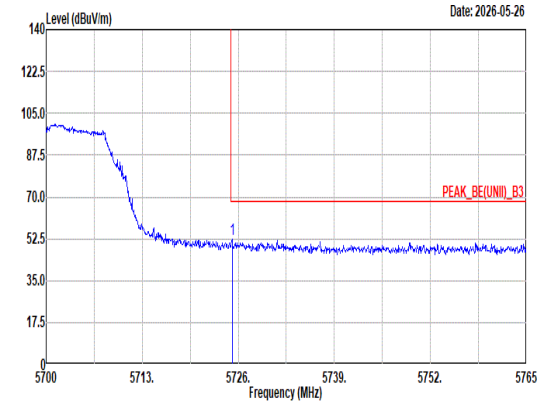 Site : 03CH07-HY Condition: PEAK_BE(UNII)_B3 3m HF_ANT_00075962 VERTICAL : RBW:1000.000kHz VBW:3000.000kHz SWT:Auto 1 5725.16 52.06 68.20 -16.14 38.74 35.10 13.29 35.07 0.00 366 52 Peak	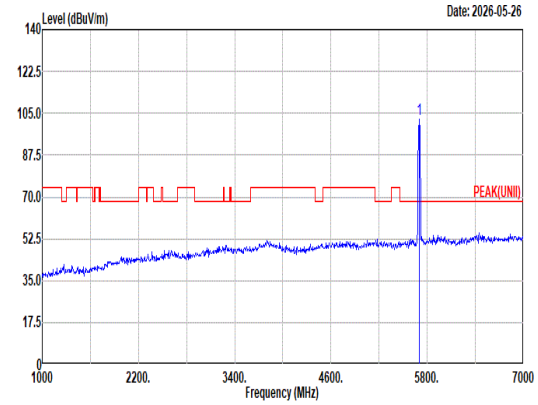 Site : 03CH07-HY Condition: PEAK(UNII) 3m HF_ANT_00075962 VERTICAL : RBW:1000.000kHz VBW:3000.000kHz SWT:Auto 1 5700.00 102.52 ------ ------ 89.22 35.10 13.27 35.07 0.00 366 52 Peak
Avg	Blank	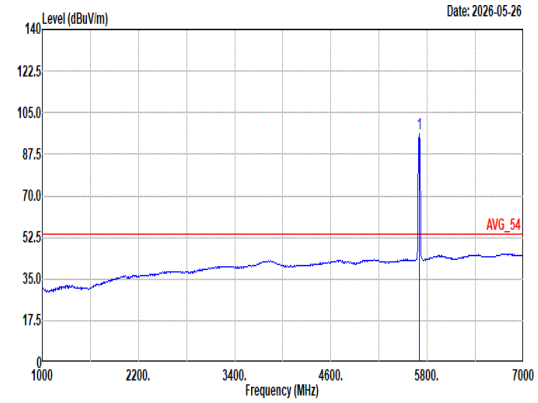 Site : 03CH07-HY Condition: AVG_54 3m HF_ANT_00075962 VERTICAL : RBW:1000.000kHz VBW:0.010kHz SWT:Auto 1 5700.00 95.99 ------ ------ 82.69 35.10 13.27 35.07 0.00 366 52 Average

Remark: In the left figure, points 1 are the noise floor

Mode	19	
	Harmonic	
	U-NII-2C_5.47-5.725_802.11a_CH140_5700MHz	
ANT	1	
Pol.	Horizontal	Vertical
Peak Avg	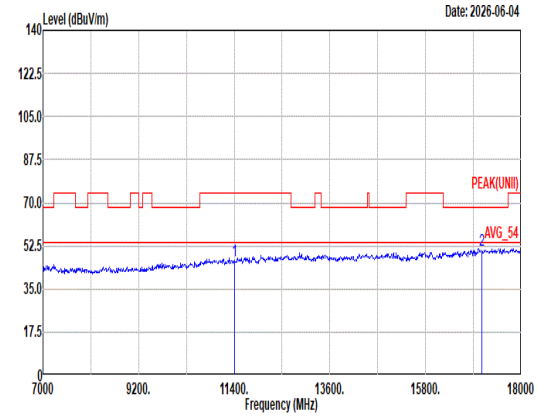 Site : 03CH07-HY Condition: PEAK(UNII) 3m HF_ANT_00075962 HORIZONTAL Freq Level Limit Line Margin Read Level Ant Factor Cable Loss Preamp Factor Aux Factor APos TPos Remark 1 11400.00 46.52 74.00 -27.48 45.31 38.40 18.64 57.14 1.31 -- -- Peak 2 17100.00 50.52 68.20 -17.68 40.54 42.10 22.51 56.04 1.41 -- -- Peak	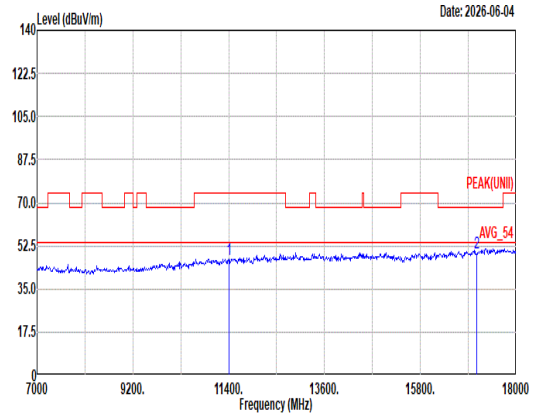 Site : 03CH07-HY Condition: PEAK(UNII) 3m HF_ANT_00075962 VERTICAL Freq Level Limit Line Margin Read Level Ant Factor Cable Loss Preamp Factor Aux Factor APos TPos Remark 1 11400.00 47.03 74.00 -26.97 45.82 38.40 18.64 57.14 1.31 -- -- Peak 2 17100.00 49.82 68.20 -18.38 39.84 42.10 22.51 56.04 1.41 -- -- Peak

Remark: In the figure, points 1 and 2 are the noise floor

Mode	19	
	Harmonic	
	U-NII-2C_5.47-5.725_802.11a_CH140_5700MHz	
ANT	1	
Pol.	Horizontal	Vertical
14.47G ~14.5G Avg	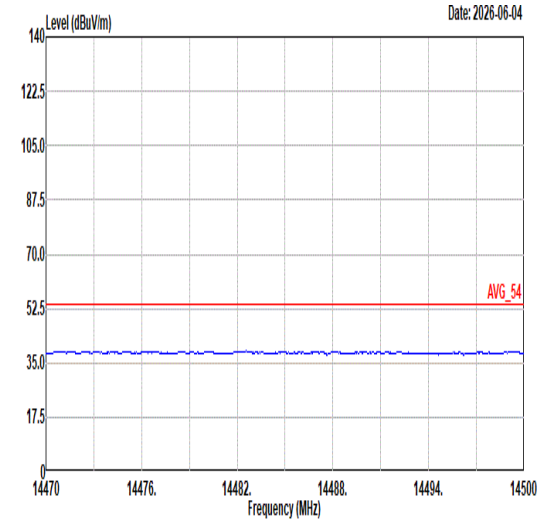 Site : 03CH07-HY Condition: AVG_54 3m HF_ANT_00075962 HORIZONTAL	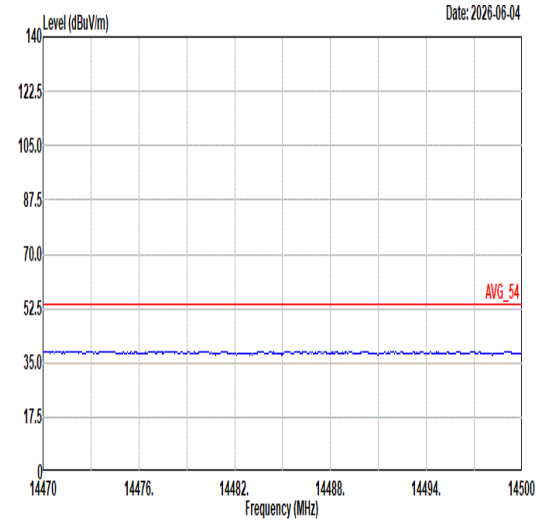 Site : 03CH07-HY Condition: AVG_54 3m HF_ANT_00075962 VERTICAL
17.7G ~18G Avg	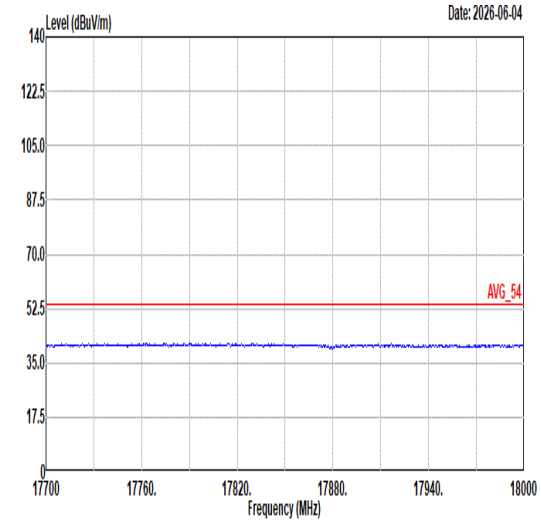 Site : 03CH07-HY Condition: AVG_54 3m HF_ANT_00075962 HORIZONTAL	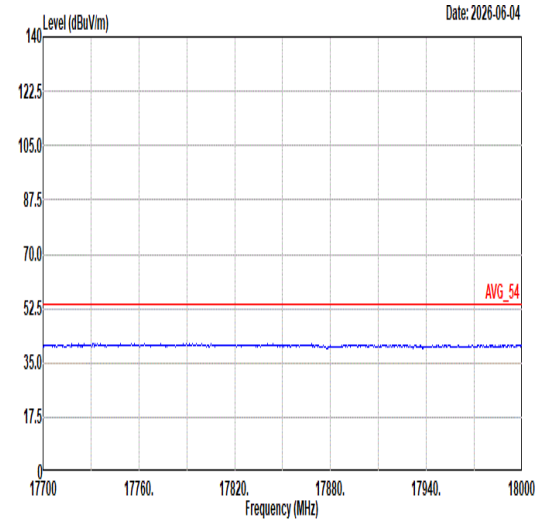 Site : 03CH07-HY Condition: AVG_54 3m HF_ANT_00075962 VERTICAL

Mode	21	
	Band Edge	
	U-NII-2C_5.47-5.725_802.11ax HE20_CH100_Full RU_5500MHz	
ANT	1	
Pol.	Horizontal	Fundamental
Peak	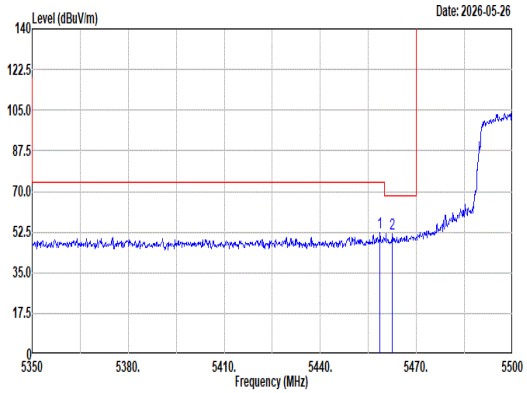 Site : 03CH07-HY Condition: PEAK_BE(UNII)_B3 3m HF_ANT_00075962 HORIZONTAL : RBW:1000.000kHz VBW:3000.000kHz SWT:Auto Freq Level Limit Line Margin Read Level Ant Factor Cable Loss Preamp Factor Aux Factor APos TPos Remark MHz dBuV/m dBuV/m dB dBuV dB/m dB dB dB cm deg 1 5458.60 52.23 74.00 -21.77 39.35 34.93 13.04 35.09 0.00 319 143 Peak 2 5462.50 51.76 68.20 -16.44 38.86 34.95 13.04 35.09 0.00 319 143 Peak	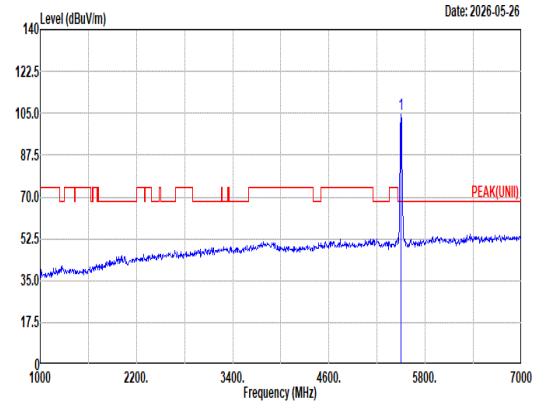 Site : 03CH07-HY Condition: PEAK(UNII) 3m HF_ANT_00075962 HORIZONTAL : RBW:1000.000kHz VBW:3000.000kHz SWT:Auto Freq Level Limit Line Margin Read Level Ant Factor Cable Loss Preamp Factor Aux Factor APos TPos Remark MHz dBuV/m dBuV/m dB dBuV dB/m dB dB dB cm deg 1 5500.00 104.83 ------ ------ 91.76 35.08 13.07 35.08 0.00 319 143 Peak
Avg	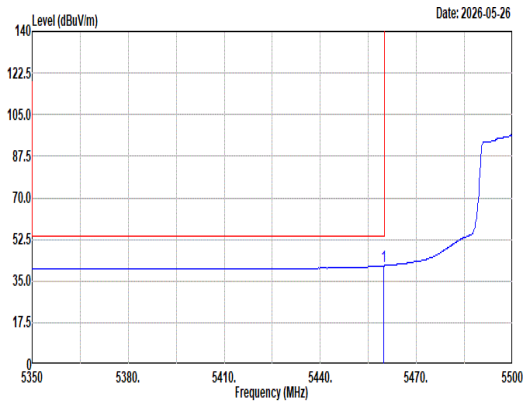 Site : 03CH07-HY Condition: AVG_BE(UNII)_B3 3m HF_ANT_00075962 HORIZONTAL : RBW:1000.000kHz VBW:0.010kHz SWT:Auto Freq Level Limit Line Margin Read Level Ant Factor Cable Loss Preamp Factor Aux Factor APos TPos Remark MHz dBuV/m dBuV/m dB dBuV dB/m dB dB dB cm deg 1 5459.80 41.45 54.00 -12.55 28.56 34.94 13.04 35.09 0.00 319 143 Average	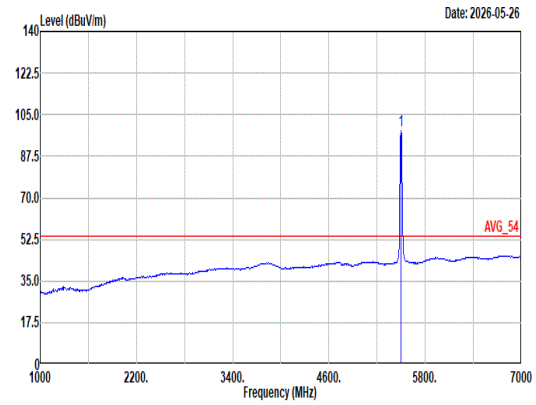 Site : 03CH07-HY Condition: AVG_54 3m HF_ANT_00075962 HORIZONTAL : RBW:1000.000kHz VBW:0.010kHz SWT:Auto Freq Level Limit Line Margin Read Level Ant Factor Cable Loss Preamp Factor Aux Factor APos TPos Remark MHz dBuV/m dBuV/m dB dBuV dB/m dB dB dB cm deg 1 5500.00 98.48 ------ ------ 85.38 35.10 13.08 35.08 0.00 319 143 Average

Remark: In the left figure, points 1 and 2 are the noise floor

Mode	21	
	Band Edge	
	U-NII-2C_5.47-5.725_802.11ax HE20_CH100_Full RU_5500MHz	
ANT	1	
Pol.	Vertical	Fundamental
Peak	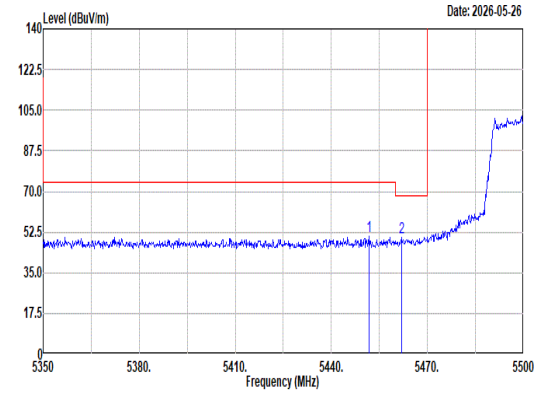 Site : 03CH07-HY Condition: PEAK_BE(UNII)_B3 3m HF_ANT_00075962 VERTICAL : RBW:1000.000kHz VBW:3000.000kHz SWT:Auto Freq Level Limit Line Margin Read Level Ant Factor Cable Loss Preamp Factor Aux Factor APos TPos Remark MHz dBuV/m dBuV/m dB dBuV dB/m dB dB dB cm deg 1 5451.85 50.72 74.00 -23.28 37.87 34.91 13.03 35.09 0.00 398 50 Peak 2 5461.90 50.43 68.20 -17.77 37.53 34.95 13.04 35.09 0.00 398 50 Peak	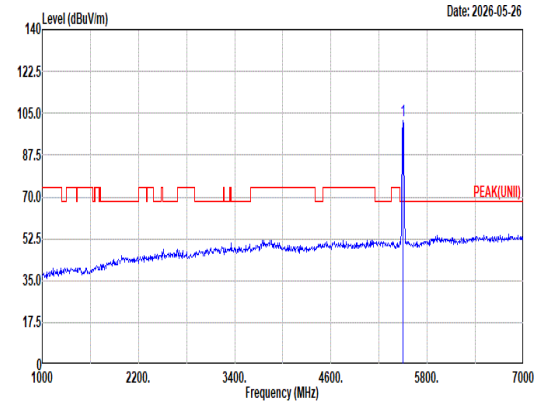 Site : 03CH07-HY Condition: PEAK(UNII) 3m HF_ANT_00075962 VERTICAL : RBW:1000.000kHz VBW:3000.000kHz SWT:Auto Freq Level Limit Line Margin Read Level Ant Factor Cable Loss Preamp Factor Aux Factor APos TPos Remark MHz dBuV/m dBuV/m dB dBuV dB/m dB dB dB cm deg 1 5500.00 102.15 ------ ------ 89.05 35.10 13.08 35.08 0.00 398 50 Peak
Avg	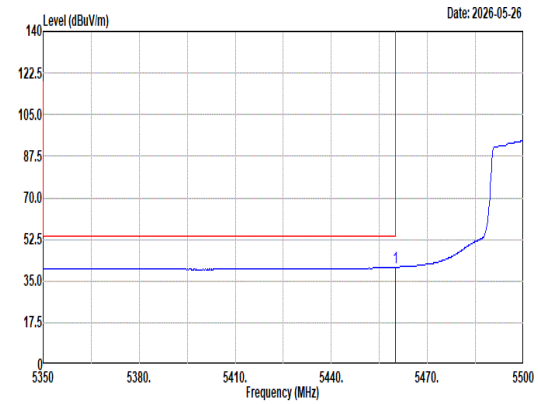 Site : 03CH07-HY Condition: AVG_BE(UNII)_B3 3m HF_ANT_00075962 VERTICAL : RBW:1000.000kHz VBW:0.010kHz SWT:Auto Freq Level Limit Line Margin Read Level Ant Factor Cable Loss Preamp Factor Aux Factor APos TPos Remark MHz dBuV/m dBuV/m dB dBuV dB/m dB dB dB cm deg 1 5459.95 40.82 54.00 -13.18 27.93 34.94 13.04 35.09 0.00 398 50 Average	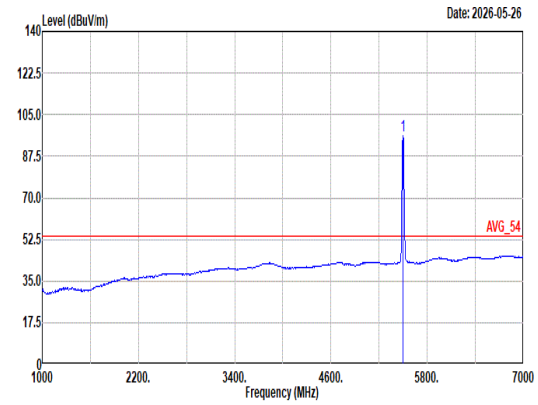 Site : 03CH07-HY Condition: AVG_54 3m HF_ANT_00075962 VERTICAL : RBW:1000.000kHz VBW:0.010kHz SWT:Auto Freq Level Limit Line Margin Read Level Ant Factor Cable Loss Preamp Factor Aux Factor APos TPos Remark MHz dBuV/m dBuV/m dB dBuV dB/m dB dB dB cm deg 1 5500.00 96.28 ------ ------ 83.18 35.10 13.08 35.08 0.00 398 50 Average

Remark: In the left figure, points 1 and 2 are the noise floor

Mode	21	
	Harmonic	
	U-NII-2C_5.47-5.725_802.11ax HE20_CH100_Full RU_5500MHz	
ANT	1	
Pol.	Horizontal	Vertical
Peak Avg	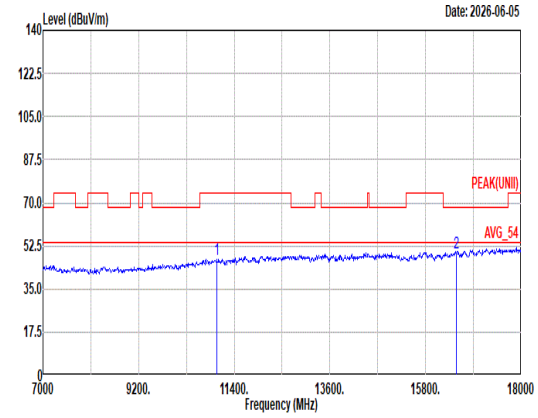 Site : 03CH07-HY Condition: PEAK(UNII) 3m HF_ANT_00075962 HORIZONTAL Freq Level Limit Line Margin Read Level Ant Factor Cable Loss Preamp Factor Aux Factor APos TPos Remark MHz dBuV/m dBuV/m dB dBuV dB/m dB dB dB cm deg 1 11000.00 46.87 74.00 -27.13 47.35 38.10 18.25 58.08 1.25 -- -- Peak 2 16500.00 49.78 68.20 -18.42 40.28 42.10 22.26 56.17 1.31 -- -- Peak	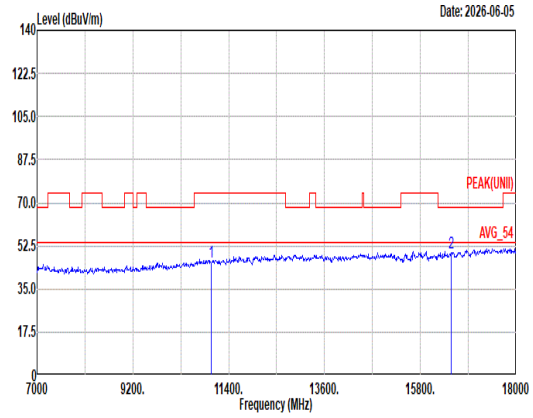 Site : 03CH07-HY Condition: PEAK(UNII) 3m HF_ANT_00075962 VERTICAL Freq Level Limit Line Margin Read Level Ant Factor Cable Loss Preamp Factor Aux Factor APos TPos Remark MHz dBuV/m dBuV/m dB dBuV dB/m dB dB dB cm deg 1 11000.00 45.83 74.00 -28.17 46.31 38.10 18.25 58.08 1.25 -- -- Peak 2 16500.00 49.59 68.20 -18.61 40.09 42.10 22.26 56.17 1.31 -- -- Peak

Remark: In the figure, points 1 and 2 are the noise floor

Mode	21	
	Harmonic	
	U-NII-2C_5.47-5.725_802.11ax HE20_CH100_Full RU_5500MHz	
ANT	1	
Pol.	Horizontal	Vertical
14.47G ~14.5G Avg	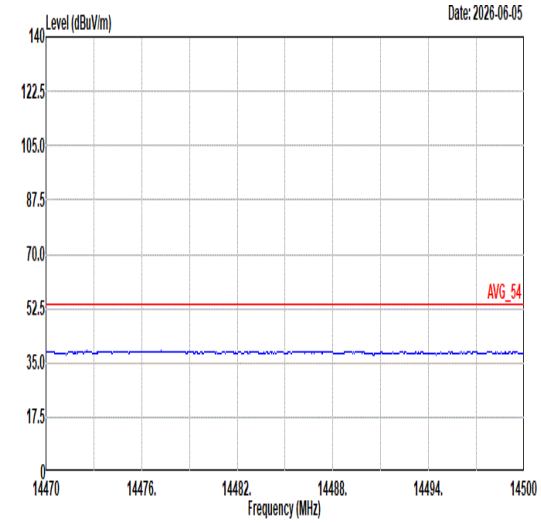 Site : 03CH07-HY Condition: AVG_54 3m HF_ANT_00075962 HORIZONTAL	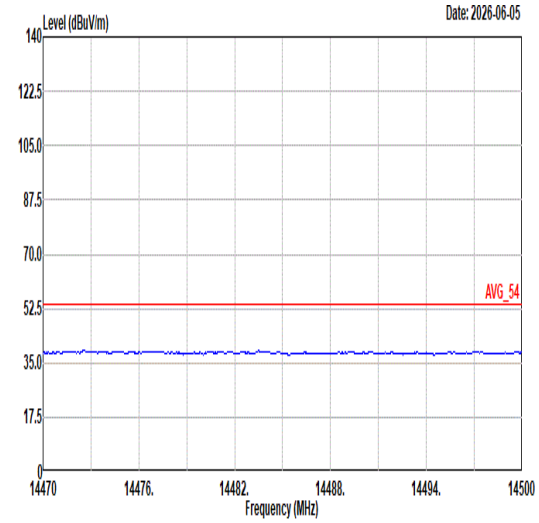 Site : 03CH07-HY Condition: AVG_54 3m HF_ANT_00075962 VERTICAL
17.7G ~18G Avg	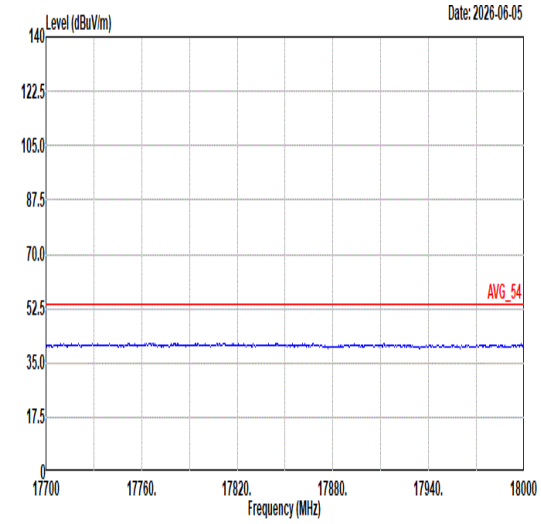 Site : 03CH07-HY Condition: AVG_54 3m HF_ANT_00075962 HORIZONTAL	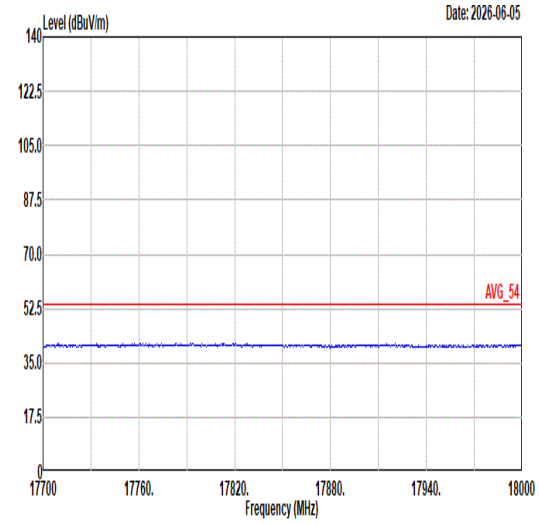 Site : 03CH07-HY Condition: AVG_54 3m HF_ANT_00075962 VERTICAL

Mode	22	
	Band Edge - L	
	U-NII-2C_5.47-5.725_802.11ax HE20_CH116_Full RU_5580MHz	
ANT	1	
Pol.	Horizontal	Fundamental
Peak	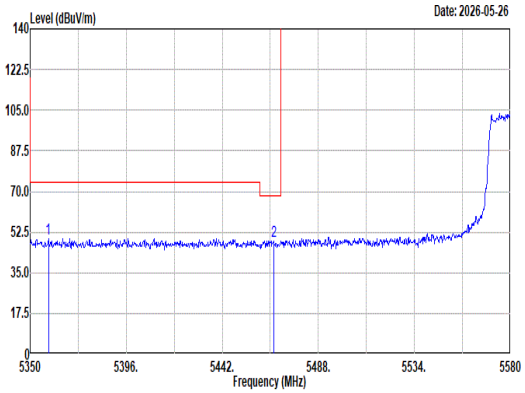 Site : 03CH07-HY Condition: PEAK_BE(UNII)_B3 3m HF_ANT_00075962 HORIZONTAL : RBW:1000.000kHz VBW:3000.000kHz SWT:Auto 1 5358.74 49.85 74.00 -24.15 36.96 35.07 12.94 35.12 0.00 400 183 Peak 2 5466.61 48.78 68.20 -19.42 35.85 34.97 13.05 35.09 0.00 400 183 Peak	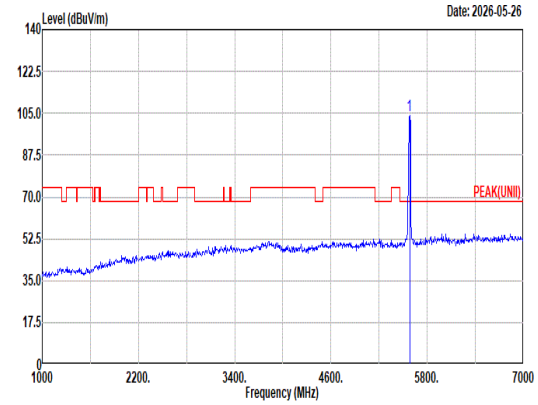 Site : 03CH07-HY Condition: PEAK(UNII) 3m HF_ANT_00075962 HORIZONTAL : RBW:1000.000kHz VBW:3000.000kHz SWT:Auto 1 5580.00 103.98 ------ ------ 90.93 34.96 13.16 35.07 0.00 400 183 Peak
Avg	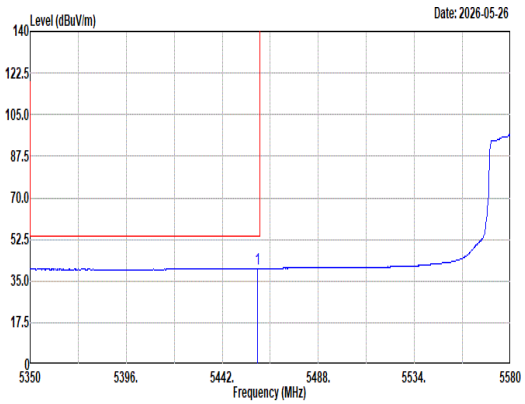 Site : 03CH07-HY Condition: AVG_BE(UNII)_B3 3m HF_ANT_00075962 HORIZONTAL : RBW:1000.000kHz VBW:0.010kHz SWT:Auto 1 5459.02 40.27 54.00 -13.73 27.38 34.94 13.04 35.09 0.00 400 183 Average	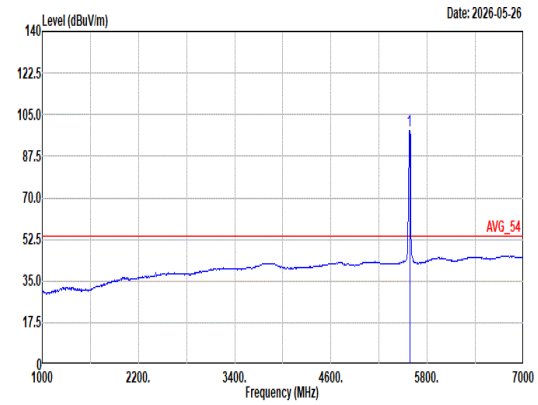 Site : 03CH07-HY Condition: AVG_54 3m HF_ANT_00075962 HORIZONTAL : RBW:1000.000kHz VBW:0.010kHz SWT:Auto 1 5580.00 98.47 ------ ------ 85.40 34.99 13.16 35.08 0.00 400 183 Average

Remark: In the left figure, points 1 and 2 are the noise floor

Mode	22	
	Band Edge - R	
	U-NII-2C_5.47-5.725_802.11ax HE20_CH116_Full RU_5580MHz	
ANT	1	
Pol.	Horizontal	Fundamental
Peak	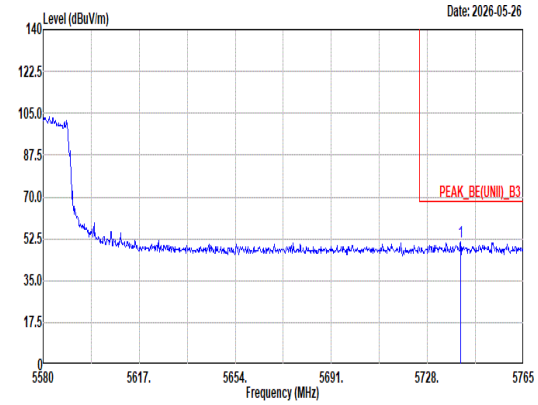 Site : 03CH07-HY Condition: PEAK_BE(UNII)_B3 3m HF_ANT_00075962 HORIZONTAL : RBW:1000.000kHz VBW:3000.000kHz SWT:Auto Limit Read Ant Cable Preamp Aux APos TPos Freq Level Line Margin Level Factor Loss Factor Factor Remark MHz dBuV/m dBuV/m dB dBuV dB/m dB dB dB cm deg 1 5740.77 51.15 68.20 -17.05 37.81 35.10 13.31 35.07 0.00 400 183 Peak	Blank

Remark: In the left figure, points 1 are the noise floor

Mode	22	
	Band Edge - L	
	U-NII-2C_5.47-5.725_802.11ax HE20_CH116_Full RU_5580MHz	
ANT	1	
Pol.	Vertical	Fundamental
Peak	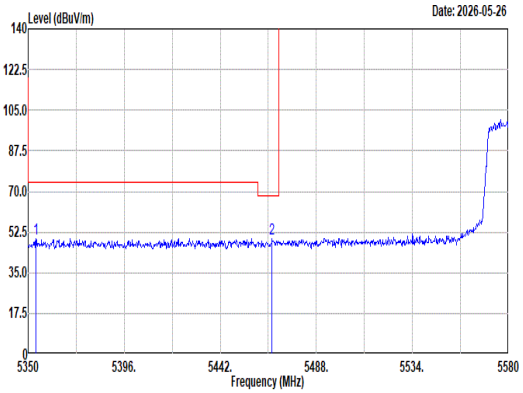 Site : 03CH07-HY Condition: PEAK_BE(UNII)_B3 3m HF_ANT_00075962 VERTICAL : RBW:1000.000kHz VBW:3000.000kHz SWT:Auto Freq Level Limit Line Margin Read Level Ant Factor Cable Loss Preamp Factor Aux Factor APos TPos Remark MHz dBuV/m dBuV/m dB dBuV dB/m dB dB dB cm deg 1 5353.68 49.81 74.00 -24.19 36.90 35.09 12.94 35.12 0.00 362 56 Peak 2 5466.84 49.47 68.20 -18.73 36.54 34.97 13.05 35.09 0.00 362 56 Peak	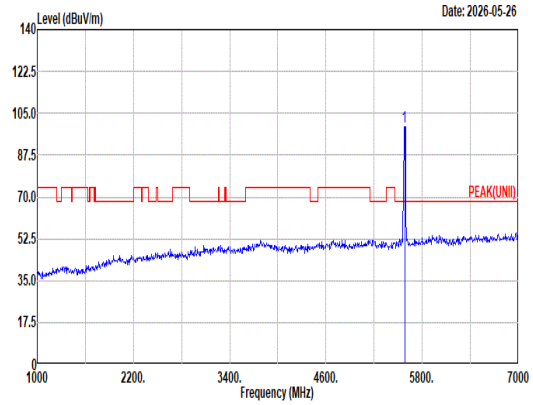 Site : 03CH07-HY Condition: PEAK(UNII) 3m HF_ANT_00075962 VERTICAL : RBW:1000.000kHz VBW:3000.000kHz SWT:Auto Freq Level Limit Line Margin Read Level Ant Factor Cable Loss Preamp Factor Aux Factor APos TPos Remark MHz dBuV/m dBuV/m dB dBuV dB/m dB dB dB cm deg 1 5580.00 99.52 ------ ------ 86.45 34.99 13.16 35.08 0.00 362 56 Peak
Avg	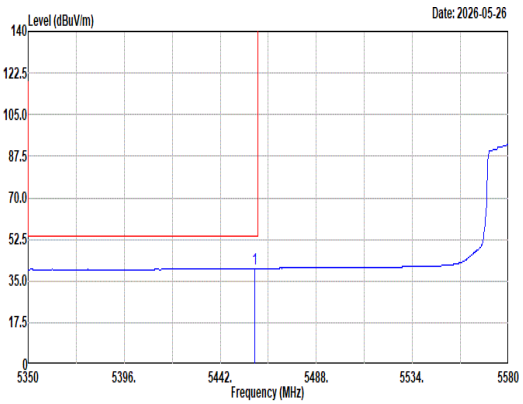 Site : 03CH07-HY Condition: AVG_BE(UNII)_B3 3m HF_ANT_00075962 VERTICAL : RBW:1000.000kHz VBW:0.010kHz SWT:Auto Freq Level Limit Line Margin Read Level Ant Factor Cable Loss Preamp Factor Aux Factor APos TPos Remark MHz dBuV/m dBuV/m dB dBuV dB/m dB dB dB cm deg 1 5458.33 40.27 54.00 -13.73 27.39 34.93 13.04 35.09 0.00 362 56 Average	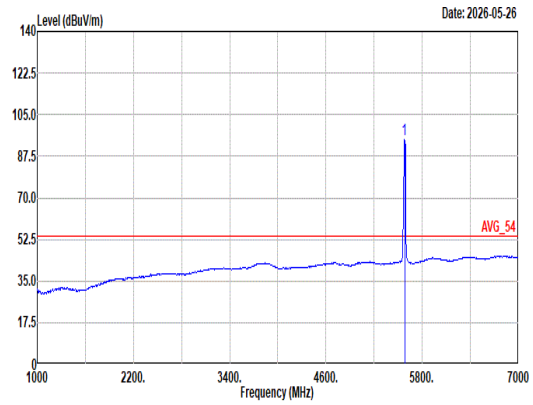 Site : 03CH07-HY Condition: AVG_54 3m HF_ANT_00075962 VERTICAL : RBW:1000.000kHz VBW:0.010kHz SWT:Auto Freq Level Limit Line Margin Read Level Ant Factor Cable Loss Preamp Factor Aux Factor APos TPos Remark MHz dBuV/m dBuV/m dB dBuV dB/m dB dB dB cm deg 1 5580.00 94.48 ------ ------ 81.41 34.99 13.16 35.08 0.00 362 56 Average

Remark: In the left figure, points 1 and 2 are the noise floor

Mode	22	
	Band Edge - R	
	U-NII-2C_5.47-5.725_802.11ax HE20_CH116_Full RU_5580MHz	
ANT	1	
Pol.	Vertical	Fundamental
Peak	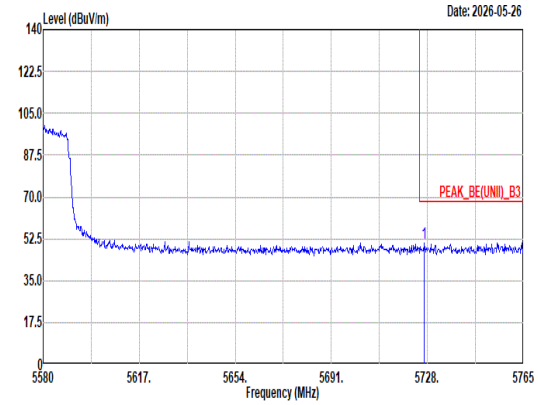 Site : 03CH07-HY Condition: PEAK_BE(UNII)_B3 3m HF_ANT_00075962 VERTICAL : RBW:1000.000kHz VBW:3000.000kHz SWT:Auto Limit Read Ant Cable Preamp Aux APos TPos Freq Level Line Margin Level Factor Loss Factor Factor Remark MHz dBuV/m dBuV/m dB dBuV dB/m dB dB dB cm deg 1 5726.89 50.76 68.20 -17.44 37.44 35.10 13.29 35.07 0.00 362 56 Peak	Blank

Remark: In the left figure, points 1 are the noise floor

Mode	22	
	Harmonic	
	U-NII-2C_5.47-5.725_802.11ax HE20_CH116_Full RU_5580MHz	
ANT	1	
Pol.	Horizontal	Vertical
Peak Avg	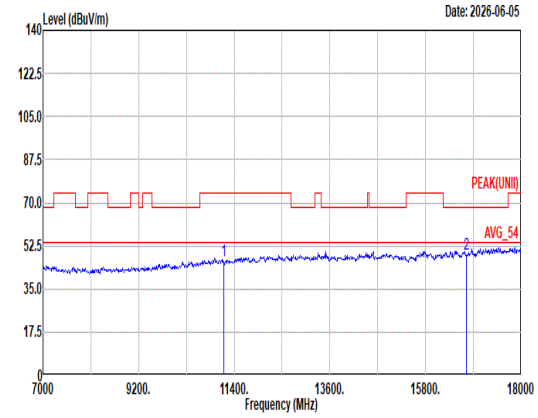 Site : 03CH07-HY Condition: PEAK(UNII) 3m HF_ANT_00075962 HORIZONTAL Freq Level Limit Line Margin Read Level Ant Factor Cable Loss Preamp Factor Aux Factor APos TPos Remark MHz dBuV/m dBuV/m dB dBuV dB/m dB dB dB cm deg 1 11160.00 46.35 74.00 -27.65 46.18 38.20 18.41 57.71 1.27 -- -- Peak 2 16740.00 48.89 68.20 -19.31 39.01 42.30 22.36 56.13 1.35 -- -- Peak	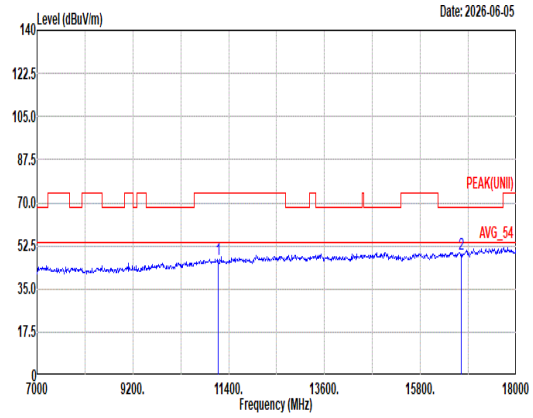 Site : 03CH07-HY Condition: PEAK(UNII) 3m HF_ANT_00075962 VERTICAL Freq Level Limit Line Margin Read Level Ant Factor Cable Loss Preamp Factor Aux Factor APos TPos Remark MHz dBuV/m dBuV/m dB dBuV dB/m dB dB dB cm deg 1 11160.00 46.93 74.00 -27.07 46.76 38.20 18.41 57.71 1.27 -- -- Peak 2 16740.00 49.15 68.20 -19.05 39.27 42.30 22.36 56.13 1.35 -- -- Peak

Remark: In the figure, points 1 and 2 are the noise floor

Mode	22	
	Harmonic	
	U-NII-2C_5.47-5.725_802.11ax HE20_CH116_Full RU_5580MHz	
ANT	1	
Pol.	Horizontal	Vertical
14.47G ~14.5G Avg	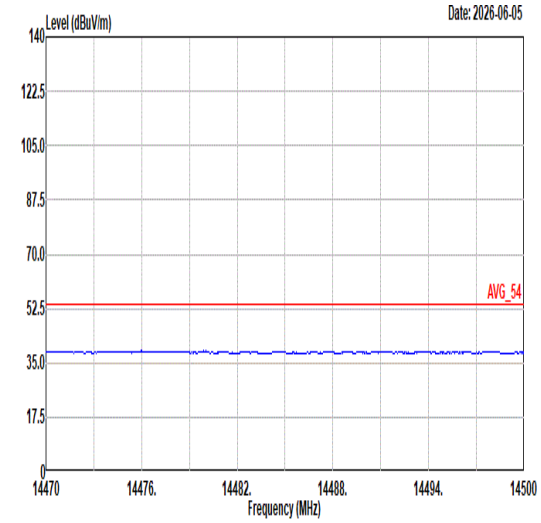 Site : 03CH07-HY Condition: AVG_54 3m HF_ANT_00075962 HORIZONTAL	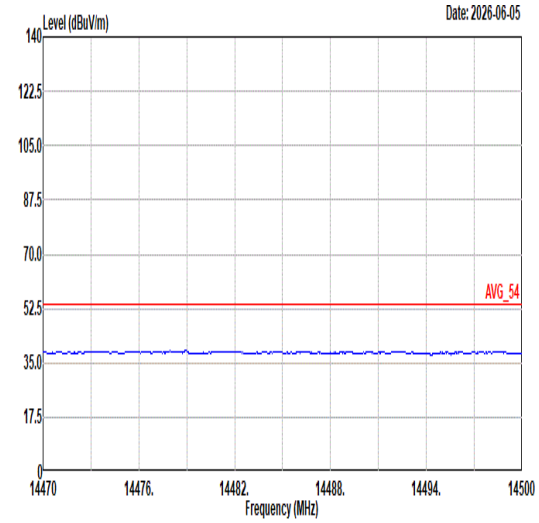 Site : 03CH07-HY Condition: AVG_54 3m HF_ANT_00075962 VERTICAL
17.7G ~18G Avg	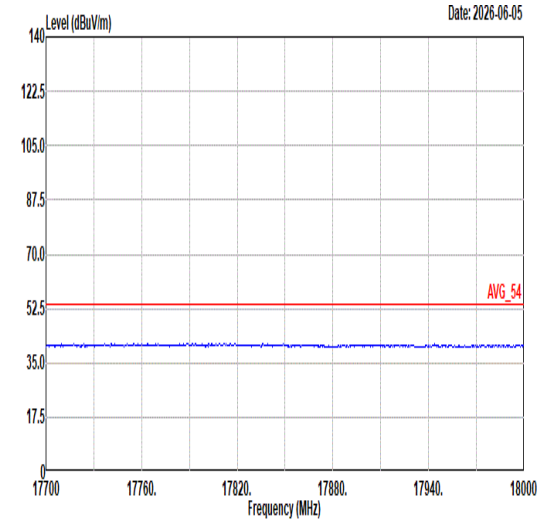 Site : 03CH07-HY Condition: AVG_54 3m HF_ANT_00075962 HORIZONTAL	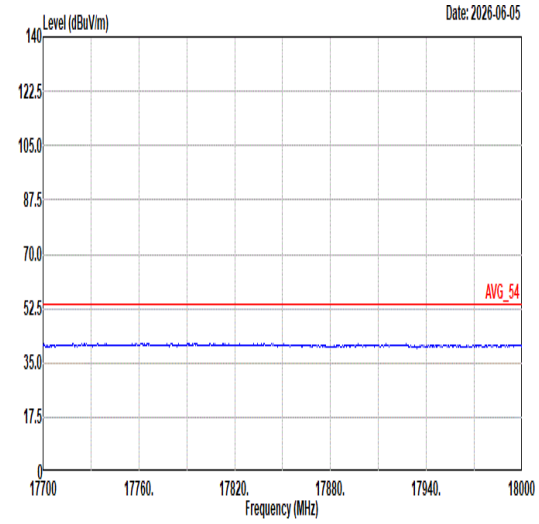 Site : 03CH07-HY Condition: AVG_54 3m HF_ANT_00075962 VERTICAL

Mode	23	
	Band Edge	
	U-NII-2C_5.47-5.725_802.11ax HE20_CH140_Full RU_5700MHz	
ANT	1	
Pol.	Horizontal	Fundamental
Peak	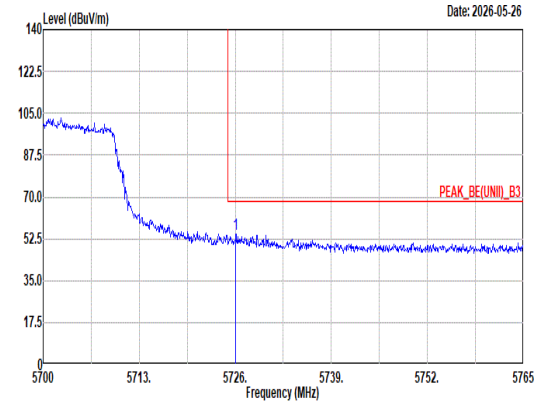 Site : 03CH07-HY Condition: PEAK_BE(UNII)_B3 3m HF_ANT_00075962 HORIZONTAL : RBW:1000.000kHz VBW:3000.000kHz SWT:Auto Freq Level Limit Line Margin Read Level Ant Factor Cable Loss Preamp Factor Aux Factor APos TPos Remark MHz dBuV/m dBuV/m dB dBuV dB/m dB dB dB cm deg 1 5726.07 54.47 68.20 -13.73 41.15 35.10 13.29 35.07 0.00 100 184 Peak	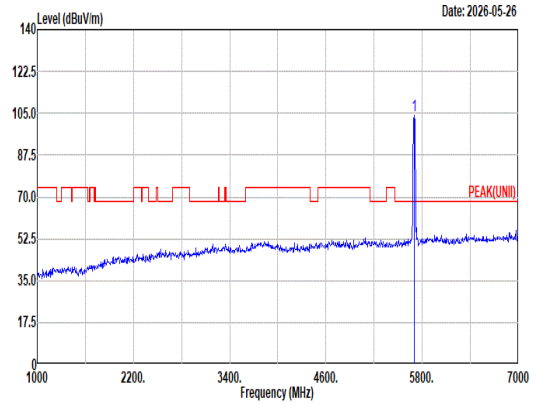 Site : 03CH07-HY Condition: PEAK(UNII) 3m HF_ANT_00075962 HORIZONTAL : RBW:1000.000kHz VBW:3000.000kHz SWT:Auto Freq Level Limit Line Margin Read Level Ant Factor Cable Loss Preamp Factor Aux Factor APos TPos Remark MHz dBuV/m dBuV/m dB dBuV dB/m dB dB dB cm deg 1 5700.00 103.82 ------ ------ 90.52 35.10 13.27 35.07 0.00 100 184 Peak
Avg	Blank	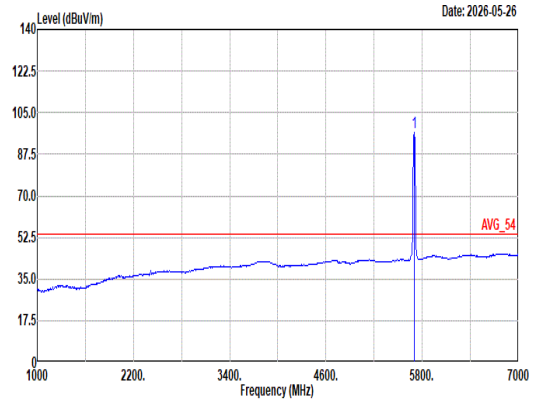 Site : 03CH07-HY Condition: AVG_54 3m HF_ANT_00075962 HORIZONTAL : RBW:1000.000kHz VBW:0.010kHz SWT:Auto Freq Level Limit Line Margin Read Level Ant Factor Cable Loss Preamp Factor Aux Factor APos TPos Remark MHz dBuV/m dBuV/m dB dBuV dB/m dB dB dB cm deg 1 5700.00 96.42 ------ ------ 83.12 35.10 13.27 35.07 0.00 100 184 Average

Mode	23	
	Band Edge	
	U-NII-2C_5.47-5.725_802.11ax HE20_CH140_Full RU_5700MHz	
ANT	1	
Pol.	Vertical	Fundamental
Peak	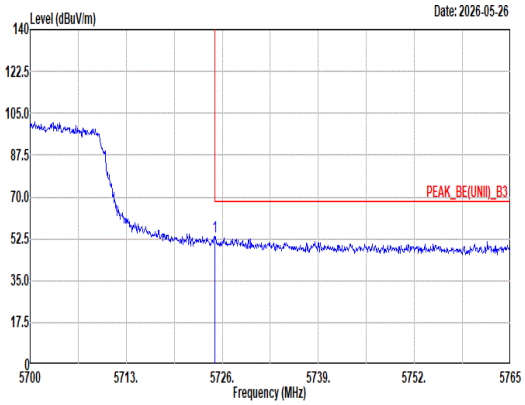 Site : 03CH07-HY Condition: PEAK_BE(UNII)_B3 3m HF_ANT_00075962 VERTICAL : RBW:1000.000kHz VBW:3000.000kHz SWT:Auto 1 5725.03 53.33 68.20 -14.87 40.01 35.10 13.29 35.07 0.00 387 57 Peak	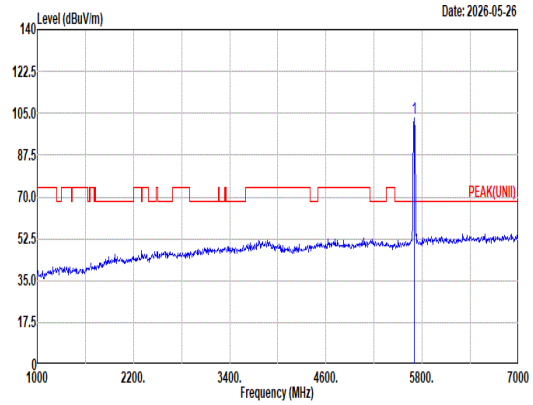 Site : 03CH07-HY Condition: PEAK(UNII) 3m HF_ANT_00075962 VERTICAL : RBW:1000.000kHz VBW:3000.000kHz SWT:Auto 1 5700.00 103.01 ------ ------ 89.71 35.10 13.27 35.07 0.00 387 57 Peak
Avg	Blank	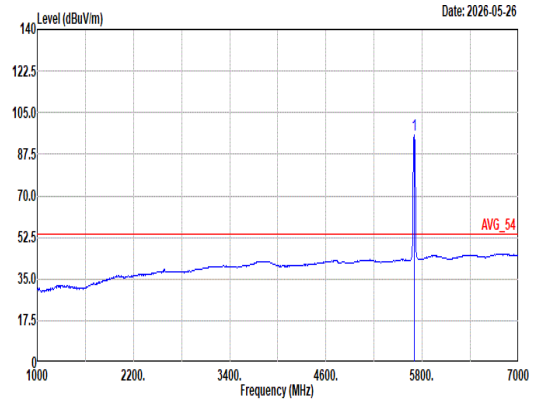 Site : 03CH07-HY Condition: AVG_54 3m HF_ANT_00075962 VERTICAL : RBW:1000.000kHz VBW:0.010kHz SWT:Auto 1 5700.00 95.48 ------ ------ 82.18 35.10 13.27 35.07 0.00 387 57 Average

Mode	23	
	Harmonic	
	U-NII-2C_5.47-5.725_802.11ax HE20_CH140_Full RU_5700MHz	
ANT	1	
Pol.	Horizontal	Vertical
Peak Avg	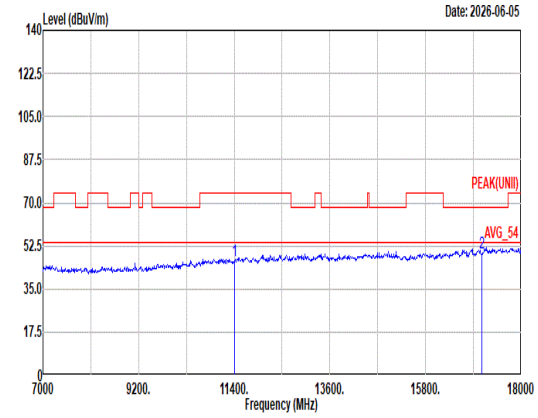 Site : 03CH07-HY Condition: PEAK(UNII) 3m HF_ANT_00075962 HORIZONTAL Freq Level Limit Line Margin Read Level Ant Factor Cable Loss Preamp Factor Aux Factor APos TPos Remark MHz dBuV/m dBuV/m dB dBuV dB/m dB dB dB cm deg 1 11400.00 46.35 74.00 -27.65 45.14 38.40 18.64 57.14 1.31 -- -- Peak 2 17100.00 49.71 68.20 -18.49 39.73 42.10 22.51 56.04 1.41 -- -- Peak	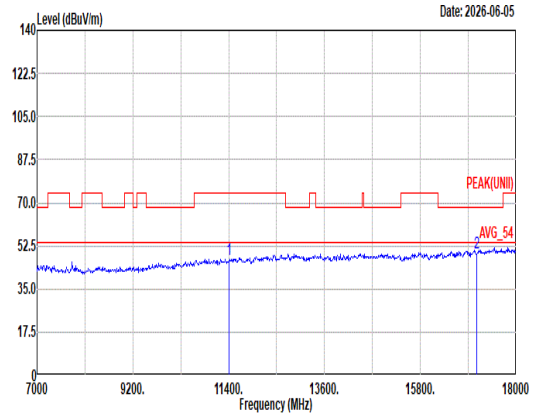 Site : 03CH07-HY Condition: PEAK(UNII) 3m HF_ANT_00075962 VERTICAL Freq Level Limit Line Margin Read Level Ant Factor Cable Loss Preamp Factor Aux Factor APos TPos Remark MHz dBuV/m dBuV/m dB dBuV dB/m dB dB dB cm deg 1 11400.00 47.11 74.00 -26.89 45.90 38.40 18.64 57.14 1.31 -- -- Peak 2 17100.00 49.85 68.20 -18.35 39.87 42.10 22.51 56.04 1.41 -- -- Peak

Remark: In the figure, points 1 and 2 are the noise floor

Mode	23	
	Harmonic	
	U-NII-2C_5.47-5.725_802.11ax HE20_CH140_Full RU_5700MHz	
ANT	1	
Pol.	Horizontal	Vertical
14.47G ~14.5G Avg	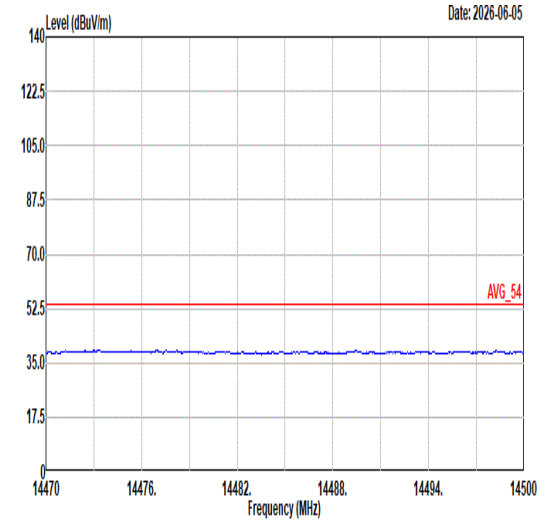 Site : 03CH07-HY Condition: AVG_54 3m HF_ANT_00075962 HORIZONTAL	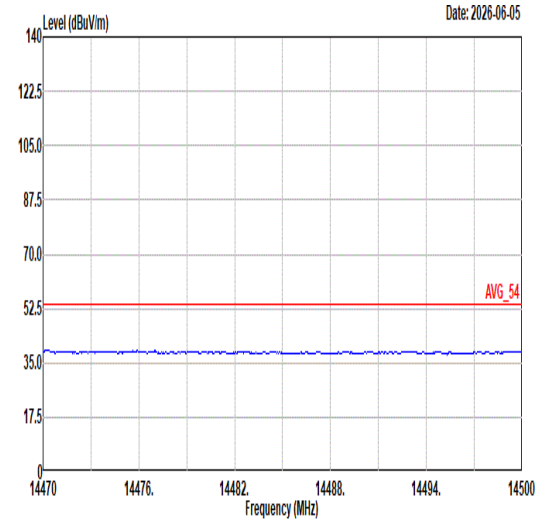 Site : 03CH07-HY Condition: AVG_54 3m HF_ANT_00075962 VERTICAL
17.7G ~18G Avg	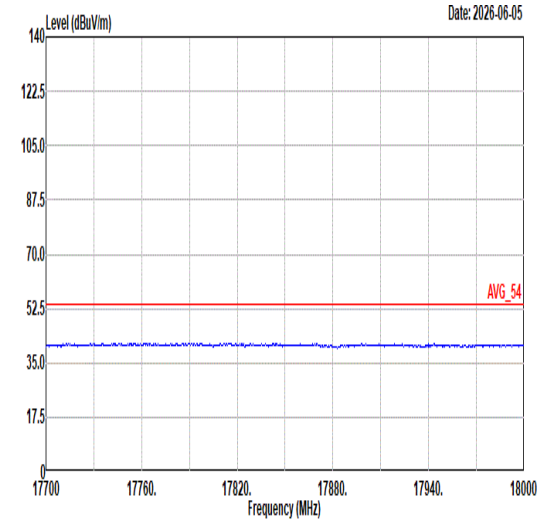 Site : 03CH07-HY Condition: AVG_54 3m HF_ANT_00075962 HORIZONTAL	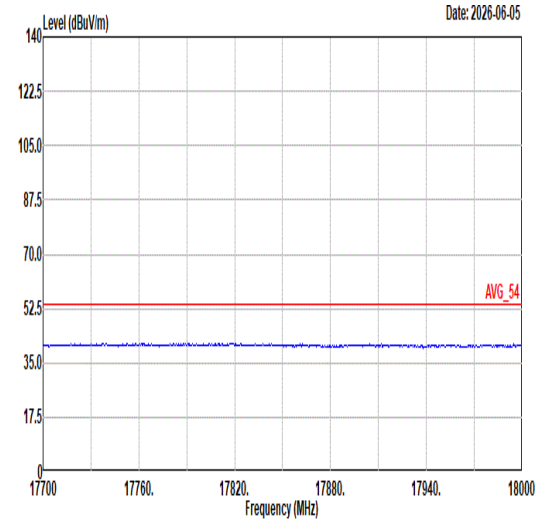 Site : 03CH07-HY Condition: AVG_54 3m HF_ANT_00075962 VERTICAL

Mode	24	
	Band Edge - L	
	U-NII-2C_5.47-5.725_802.11ax HE20_CH144_Full RU_5720MHz	
ANT	1	
Pol.	Horizontal	Fundamental
Peak	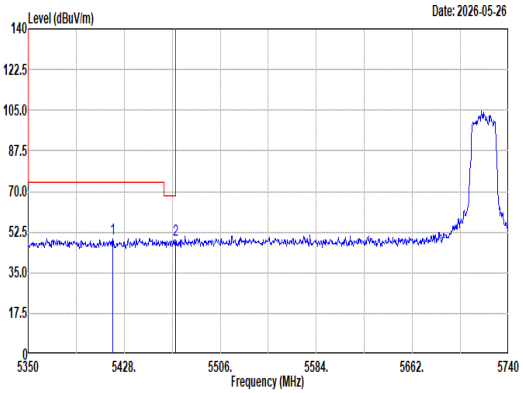 Site : 03CH07-HY Condition: STRADDLES U-NII-1&2A 3m HF_ANT_00075962 HORIZONTAL : RBW:1000.000kHz VBW:3000.000kHz SWT:Auto Freq Level Limit Line Margin Read Level Ant Factor Cable Loss Preamp Factor Aux Factor APos TPos Remark MHz dBuV/m dBuV/m dB dBuV dB/m dB dB dB cm deg 1 5418.64 49.77 74.00 -24.23 36.97 34.90 13.00 35.10 0.00 100 143 Peak 2 5469.73 49.20 68.20 -19.00 36.26 34.98 13.05 35.09 0.00 100 143 Peak	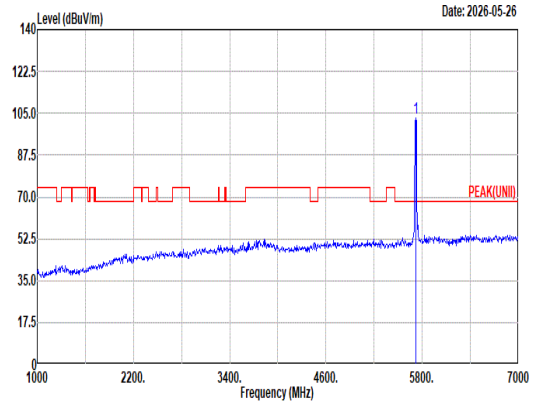 Site : 03CH07-HY Condition: PEAK(UNII) 3m HF_ANT_00075962 HORIZONTAL : RBW:1000.000kHz VBW:3000.000kHz SWT:Auto Freq Level Limit Line Margin Read Level Ant Factor Cable Loss Preamp Factor Aux Factor APos TPos Remark MHz dBuV/m dBuV/m dB dBuV dB/m dB dB dB cm deg 1 5720.00 103.05 ------ ------ 89.73 35.10 13.29 35.07 0.00 100 143 Peak
Avg	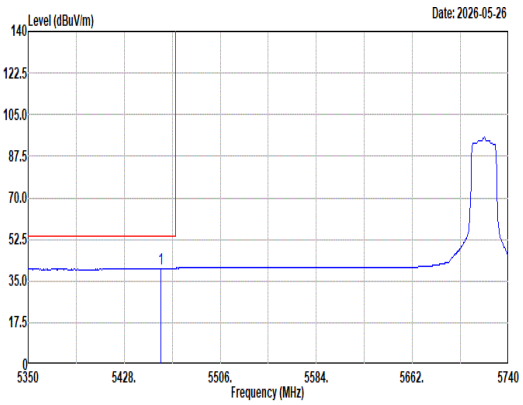 Site : 03CH07-HY Condition: U-NII-1&2A AVERAGE 3m HF_ANT_00075962 HORIZONTAL : RBW:1000.000kHz VBW:0.010kHz SWT:Auto Freq Level Limit Line Margin Read Level Ant Factor Cable Loss Preamp Factor Aux Factor APos TPos Remark MHz dBuV/m dBuV/m dB dBuV dB/m dB dB dB cm deg 1 5457.64 40.22 54.00 -13.78 27.34 34.93 13.04 35.09 0.00 100 143 Average	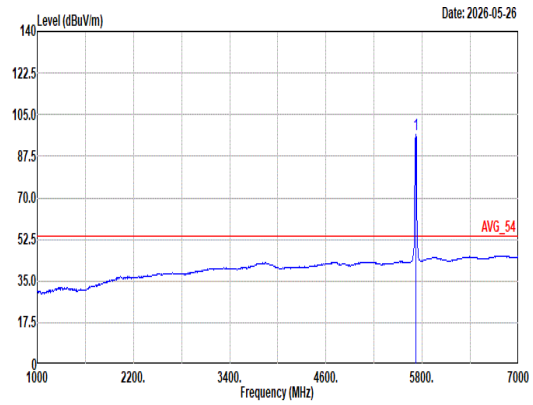 Site : 03CH07-HY Condition: AVG_54 3m HF_ANT_00075962 HORIZONTAL : RBW:1000.000kHz VBW:0.010kHz SWT:Auto Freq Level Limit Line Margin Read Level Ant Factor Cable Loss Preamp Factor Aux Factor APos TPos Remark MHz dBuV/m dBuV/m dB dBuV dB/m dB dB dB cm deg 1 5720.00 96.86 ------ ------ 83.54 35.10 13.29 35.07 0.00 100 143 Average

Remark: In the left figure, points 1 are the noise floor

Mode	24	
	Band Edge - R	
	U-NII-2C_5.47-5.725_802.11ax HE20_CH144_Full RU_5720MHz	
ANT	1	
Pol.	Horizontal	Fundamental
Peak	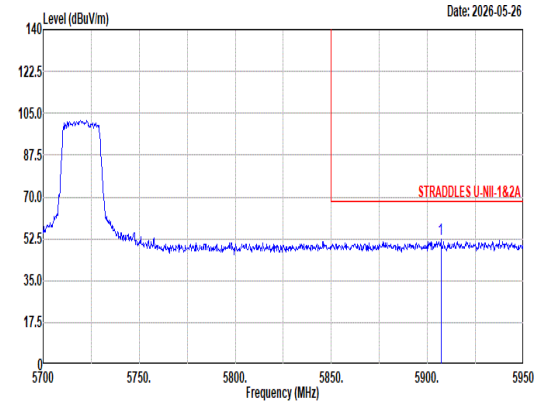 Site : 03CH07-HY Condition: STRADDLES U-NII-1&2A 3m HF_ANT_00075962 HORIZONTAL : RBW:1000.000kHz VBW:3000.000kHz SWT:Auto Limit Read Ant Cable Preamp Aux APos TPos Freq Level Line Margin Level Factor Loss Factor Factor Remark MHz dBuV/m dBuV/m dB dBuV dB/m dB dB dB cm deg 1 5907.00 52.31 68.20 -15.89 38.50 35.41 13.46 35.06 0.00 100 143 Peak	Blank

Remark: In the left figure, points 1 are the noise floor

Mode	24	
	Band Edge - L	
	U-NII-2C_5.47-5.725_802.11ax HE20_CH144_Full RU_5720MHz	
ANT	1	
Pol.	Vertical	Fundamental
Peak	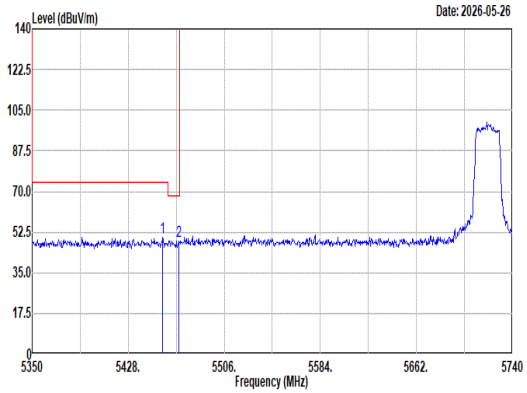 Site : 03CH07-HY Condition: STRADDLES U-NII-1&2A 3m HF_ANT_00075962 VERTICAL : RBW:1000.000kHz VBW:3000.000kHz SWT:Auto Freq Level Limit Line Margin Read Level Ant Factor Cable Loss Preamp Factor Aux Factor APos TPos Remark MHz dBuV/m dBuV/m dB dBuV dB/m dB dB dB cm deg 1 5456.08 49.99 74.00 -24.01 37.12 34.92 13.04 35.09 0.00 300 65 Peak 2 5469.34 48.80 68.20 -19.40 35.86 34.98 13.05 35.09 0.00 300 65 Peak	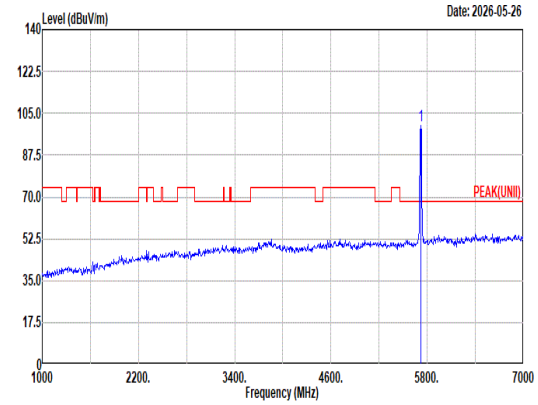 Site : 03CH07-HY Condition: PEAK(UNII) 3m HF_ANT_00075962 VERTICAL : RBW:1000.000kHz VBW:3000.000kHz SWT:Auto Freq Level Limit Line Margin Read Level Ant Factor Cable Loss Preamp Factor Aux Factor APos TPos Remark MHz dBuV/m dBuV/m dB dBuV dB/m dB dB dB cm deg 1 5720.00 100.11 ------ ------ 86.80 35.10 13.28 35.07 0.00 300 65 Peak
Avg	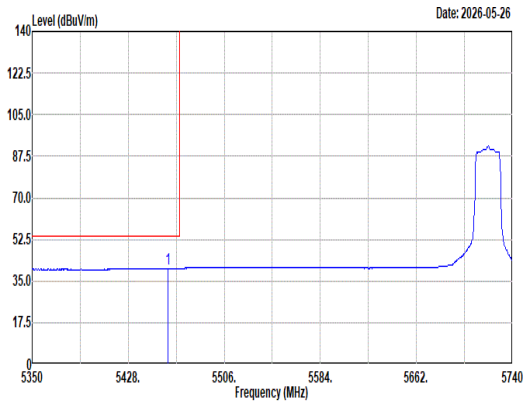 Site : 03CH07-HY Condition: U-NII-1&2A AVERAGE 3m HF_ANT_00075962 VERTICAL : RBW:1000.000kHz VBW:0.010kHz SWT:Auto Freq Level Limit Line Margin Read Level Ant Factor Cable Loss Preamp Factor Aux Factor APos TPos Remark MHz dBuV/m dBuV/m dB dBuV dB/m dB dB dB cm deg 1 5459.98 40.22 54.00 -13.78 27.33 34.94 13.04 35.09 0.00 300 65 Average	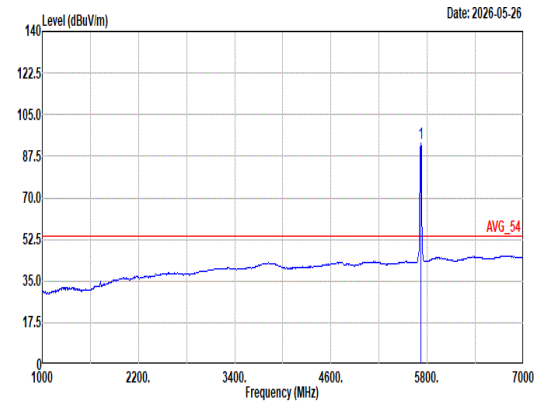 Site : 03CH07-HY Condition: AVG_54 3m HF_ANT_00075962 VERTICAL : RBW:1000.000kHz VBW:0.010kHz SWT:Auto Freq Level Limit Line Margin Read Level Ant Factor Cable Loss Preamp Factor Aux Factor APos TPos Remark MHz dBuV/m dBuV/m dB dBuV dB/m dB dB dB cm deg 1 5720.00 93.12 ------ ------ 79.80 35.10 13.29 35.07 0.00 300 65 Average

Remark: In the left figure, points 1.2 are the noise floor

Mode	24	
	Band Edge - R	
	U-NII-2C_5.47-5.725_802.11ax HE20_CH144_Full RU_5720MHz	
ANT	1	
Pol.	Vertical	Fundamental
Peak	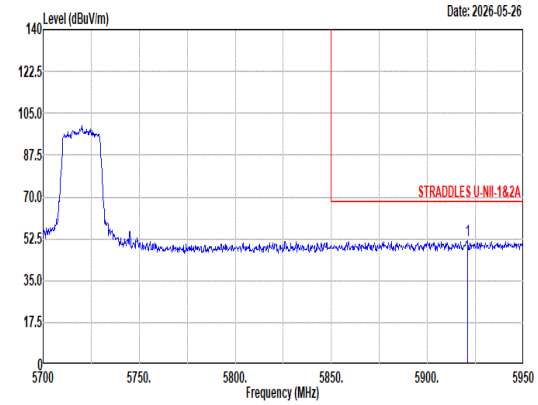 Site : 03CH07-HY Condition: STRADDLES U-NII-1&2A 3m HF_ANT_00075962 VERTICAL : RBW:1000.000kHz VBW:3000.000kHz SWT:Auto Limit Read Ant Cable Preamp Aux APos TPos Freq Level Line Margin Level Factor Loss Factor Factor Remark MHz dBuV/m dBuV/m dB dBuV dB/m dB dB dB cm deg 1 5920.75 52.02 68.20 -16.18 38.16 35.44 13.47 35.05 0.00 300 65 Peak	Blank

Remark: In the left figure, points 1 are the noise floor

Mode	24	
	Harmonic	
	U-NII-2C_5.47-5.725_802.11ax HE20_CH144_Full RU_5720MHz	
ANT	1	
Pol.	Horizontal	Vertical
Peak Avg	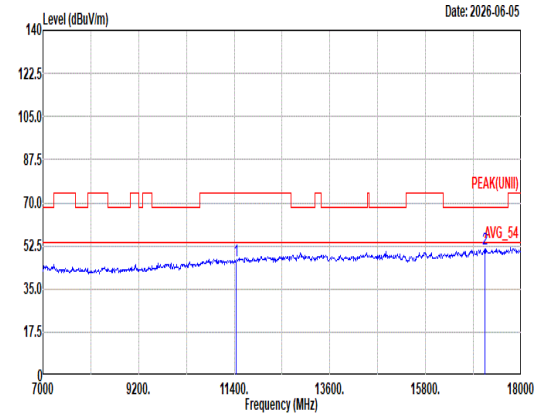 Site : 03CH07-HY Condition: PEAK(UNII) 3m HF_ANT_00075962 HORIZONTAL Freq Level Limit Line Margin Read Level Ant Factor Cable Loss Preamp Factor Aux Factor APos TPos Remark 1 11440.00 46.29 74.00 -27.71 44.95 38.40 18.68 57.05 1.31 -- -- Peak 2 17160.00 51.01 68.20 -17.19 41.26 41.80 22.54 56.01 1.42 -- -- Peak	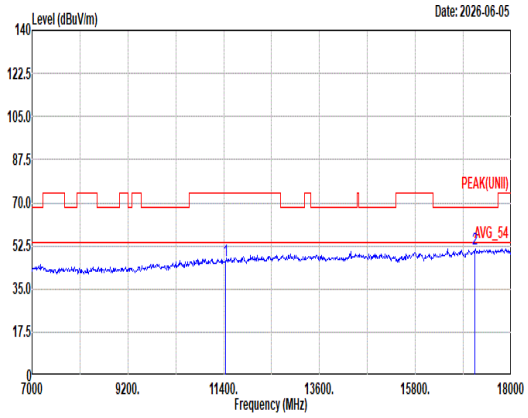 Site : 03CH07-HY Condition: PEAK(UNII) 3m HF_ANT_00075962 VERTICAL Freq Level Limit Line Margin Read Level Ant Factor Cable Loss Preamp Factor Aux Factor APos TPos Remark 1 11440.00 46.75 74.00 -27.25 45.41 38.40 18.68 57.05 1.31 -- -- Peak 2 17160.00 51.11 68.20 -17.09 41.36 41.80 22.54 56.01 1.42 -- -- Peak

Remark: In the figure, points 1 and 2 are the noise floor

Mode	24	
	Harmonic	
	U-NII-2C_5.47-5.725_802.11ax HE20_CH144_Full RU_5720MHz	
ANT	1	
Pol.	Horizontal	Vertical
14.47G ~14.5G Avg	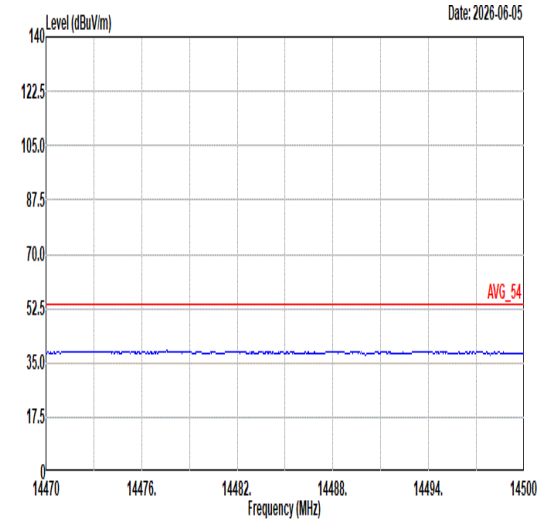 Site : 03CH07-HY Condition: AVG_54 3m HF_ANT_00075962 HORIZONTAL	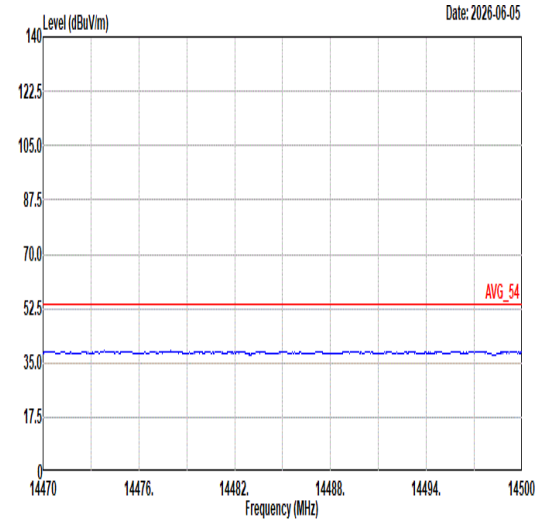 Site : 03CH07-HY Condition: AVG_54 3m HF_ANT_00075962 VERTICAL
17.7G ~18G Avg	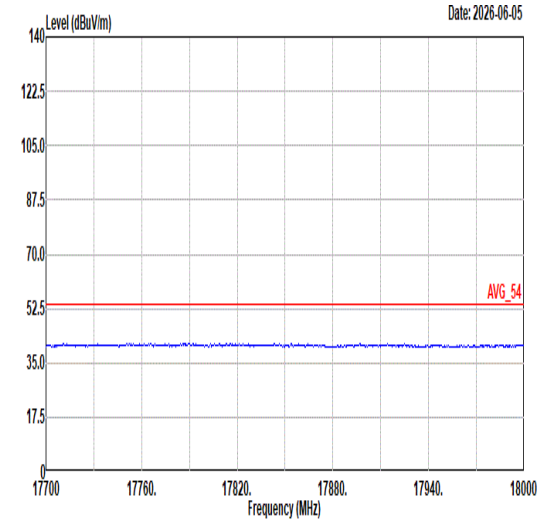 Site : 03CH07-HY Condition: AVG_54 3m HF_ANT_00075962 HORIZONTAL	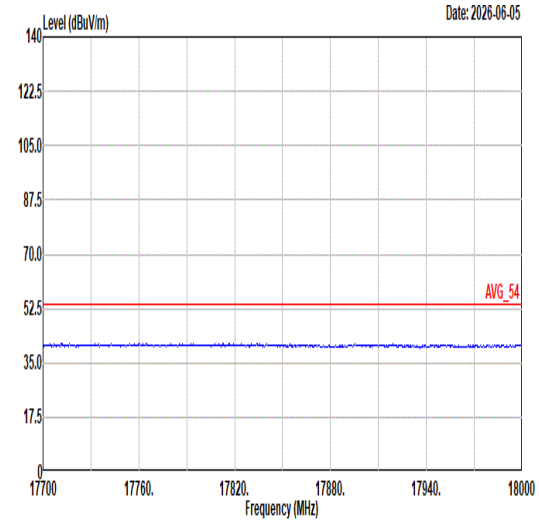 Site : 03CH07-HY Condition: AVG_54 3m HF_ANT_00075962 VERTICAL

Mode	25	
	Band Edge	
	U-NII-2C_5.47-5.725_802.11n HT20_CH100_5500MHz	
ANT	1	
Pol.	Horizontal	Fundamental
Peak	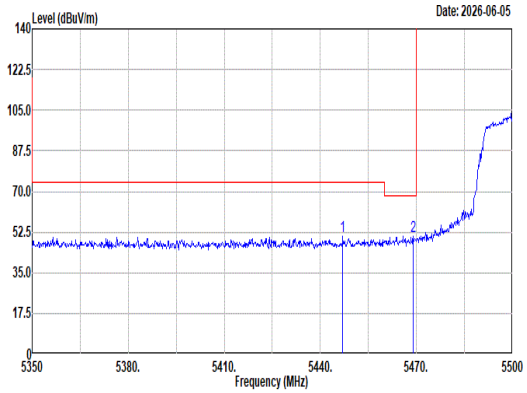 Site : 03CH07-HY Condition: PEAK_BE(UNII)_B3 3m HF_ANT_00075962 HORIZONTAL : RBW:1000.000kHz VBW:3000.000kHz SWT:Auto Freq Level Limit Line Margin Read Level Ant Factor Cable Loss Preamp Factor Aux Factor APos TPos Remark MHz dBuV/m dBuV/m dB dBuV dB/m dB dB dB cm deg 1 5447.05 50.47 74.00 -23.53 37.63 34.90 13.03 35.09 0.00 351 182 Peak 2 5468.95 50.83 68.20 -17.37 37.89 34.98 13.05 35.09 0.00 351 182 Peak	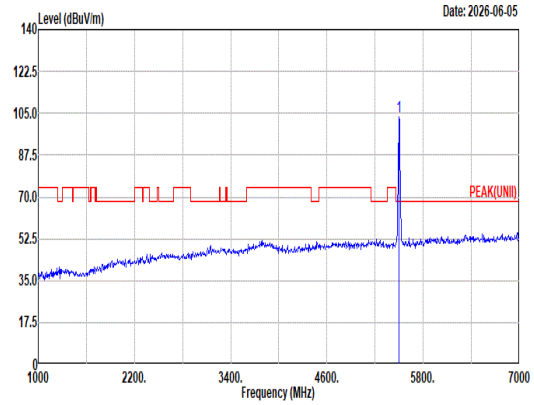 Site : 03CH07-HY Condition: PEAK(UNII) 3m HF_ANT_00075962 HORIZONTAL : RBW:1000.000kHz VBW:3000.000kHz SWT:Auto Freq Level Limit Line Margin Read Level Ant Factor Cable Loss Preamp Factor Aux Factor APos TPos Remark MHz dBuV/m dBuV/m dB dBuV dB/m dB dB dB cm deg 1 5500.00 103.69 ------ ------ 90.59 35.10 13.08 35.08 0.00 351 182 Peak
Avg	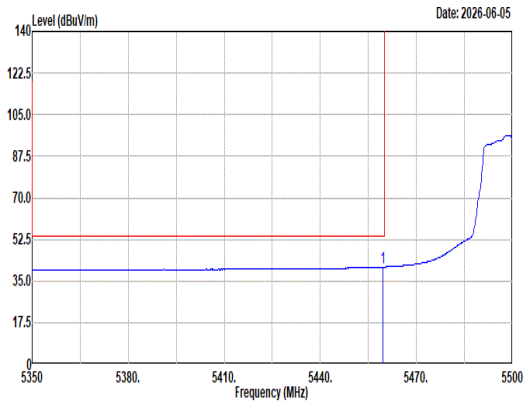 Site : 03CH07-HY Condition: AVG_BE(UNII)_B3 3m HF_ANT_00075962 HORIZONTAL : RBW:1000.000kHz VBW:0.010kHz SWT:Auto Freq Level Limit Line Margin Read Level Ant Factor Cable Loss Preamp Factor Aux Factor APos TPos Remark MHz dBuV/m dBuV/m dB dBuV dB/m dB dB dB cm deg 1 5459.50 40.90 54.00 -13.10 28.01 34.94 13.04 35.09 0.00 351 182 Average	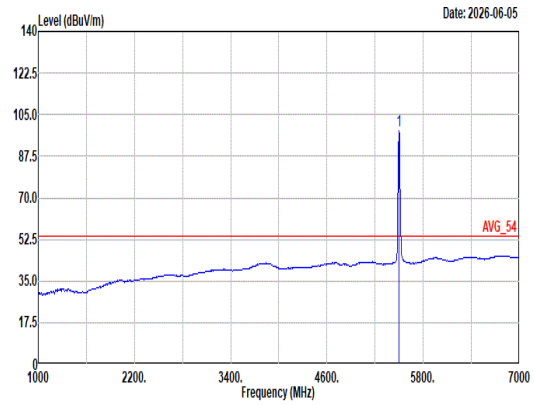 Site : 03CH07-HY Condition: AVG_54 3m HF_ANT_00075962 HORIZONTAL : RBW:1000.000kHz VBW:0.010kHz SWT:Auto Freq Level Limit Line Margin Read Level Ant Factor Cable Loss Preamp Factor Aux Factor APos TPos Remark MHz dBuV/m dBuV/m dB dBuV dB/m dB dB dB cm deg 1 5500.00 98.43 ------ ------ 85.33 35.10 13.08 35.08 0.00 351 182 Average

Remark: In the left figure, points 1.2 are the noise floor

Mode	25	
	Band Edge	
	U-NII-2C_5.47-5.725_802.11n HT20_CH100_5500MHz	
ANT	1	
Pol.	Vertical	Fundamental
Peak	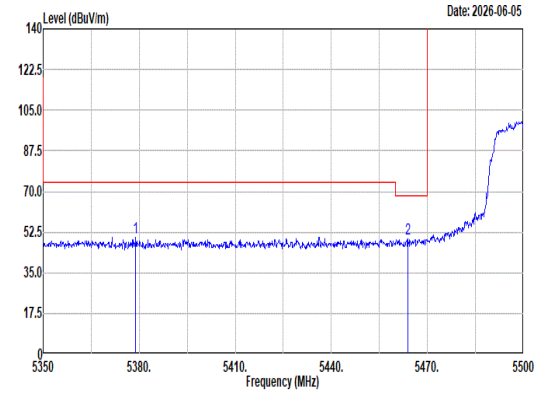 Site : 03CH07-HY Condition: PEAK_BE(UNII)_B3 3m HF_ANT_00075962 VERTICAL : RBW:1000.000kHz VBW:3000.000kHz SWT:Auto Freq Level Limit Line Margin Read Level Ant Factor Cable Loss Preamp Factor Aux Factor APos TPos Remark MHz dBuV/m dBuV/m dB dBuV dB/m dB dB dB cm deg 1 5378.95 50.26 74.00 -23.74 37.43 34.98 12.96 35.11 0.00 400 51 Peak 2 5463.85 49.53 68.20 -18.67 36.62 34.96 13.04 35.09 0.00 400 51 Peak	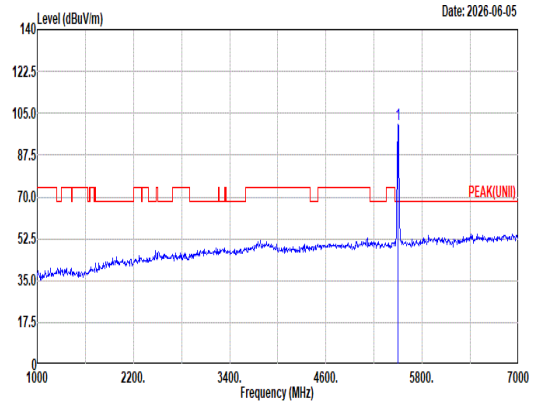 Site : 03CH07-HY Condition: PEAK(UNII) 3m HF_ANT_00075962 VERTICAL : RBW:1000.000kHz VBW:3000.000kHz SWT:Auto Detector : PEAK Mode : 25 Setting : 15 Freq Level Limit Line Margin Read Level Ant Factor Cable Loss Preamp Factor Aux Factor APos TPos Remark MHz dBuV/m dBuV/m dB dBuV dB/m dB dB dB cm deg 1 5500.00 100.24 ------ ------ 87.14 35.10 13.08 35.08 0.00 400 51 Peak
Avg	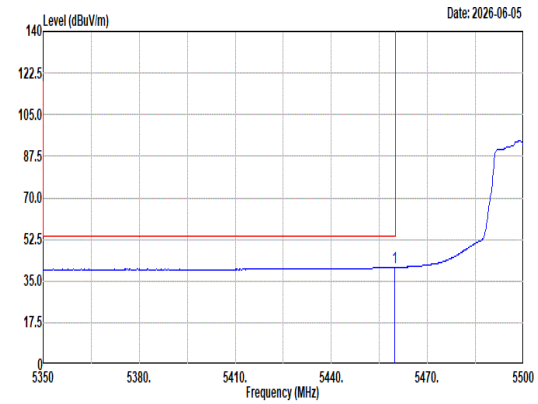 Site : 03CH07-HY Condition: AVG_BE(UNII)_B3 3m HF_ANT_00075962 VERTICAL : RBW:1000.000kHz VBW:0.010kHz SWT:Auto Freq Level Limit Line Margin Read Level Ant Factor Cable Loss Preamp Factor Aux Factor APos TPos Remark MHz dBuV/m dBuV/m dB dBuV dB/m dB dB dB cm deg 1 5459.80 40.75 54.00 -13.25 27.86 34.94 13.04 35.09 0.00 400 51 Average	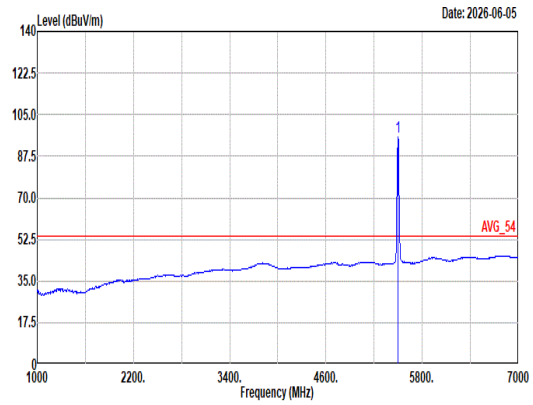 Site : 03CH07-HY Condition: AVG_54 3m HF_ANT_00075962 VERTICAL : RBW:1000.000kHz VBW:0.010kHz SWT:Auto Detector : PEAK Mode : 25 Setting : 15 Freq Level Limit Line Margin Read Level Ant Factor Cable Loss Preamp Factor Aux Factor APos TPos Remark MHz dBuV/m dBuV/m dB dBuV dB/m dB dB dB cm deg 1 5500.00 95.75 ------ ------ 82.65 35.10 13.08 35.08 0.00 400 51 Average

Remark: In the left figure, points 1 and 2 are the noise floor

Mode	25	
	Harmonic	
	U-NII-2C_5.47-5.725_802.11n HT20_CH100_5500MHz	
ANT	1	
Pol.	Horizontal	Vertical
Peak Avg	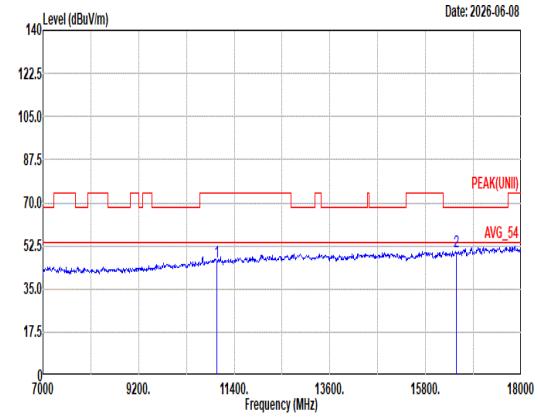 Site : 03CH07-HY Condition: PEAK(UNII) 3m HF_ANT_00075962 HORIZONTAL Freq Level Limit Line Margin Read Level Ant Factor Cable Loss Preamp Factor Aux Factor APos TPos Remark MHz dBuV/m dBuV/m dB dBuV dB/m dB dB dB cm deg 1 11000.00 46.22 74.00 -27.78 46.70 38.10 18.25 58.08 1.25 -- -- Peak 2 16500.00 49.94 68.20 -18.26 40.44 42.10 22.26 56.17 1.31 -- -- Peak	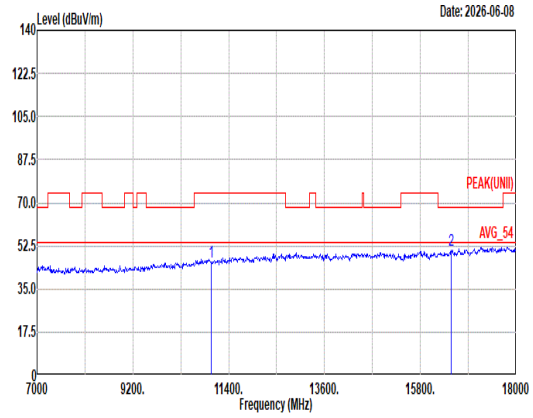 Site : 03CH07-HY Condition: PEAK(UNII) 3m HF_ANT_00075962 VERTICAL Freq Level Limit Line Margin Read Level Ant Factor Cable Loss Preamp Factor Aux Factor APos TPos Remark MHz dBuV/m dBuV/m dB dBuV dB/m dB dB dB cm deg 1 11000.00 46.15 74.00 -27.85 46.63 38.10 18.25 58.08 1.25 -- -- Peak 2 16500.00 50.81 68.20 -17.39 41.31 42.10 22.26 56.17 1.31 -- -- Peak

Remark: In the figure, points 1 and 2 are the noise floor

Mode	25	
	Harmonic	
	U-NII-2C_5.47-5.725_802.11n HT20_CH100_5500MHz	
ANT	1	
Pol.	Horizontal	Vertical
14.47G ~14.5G Avg	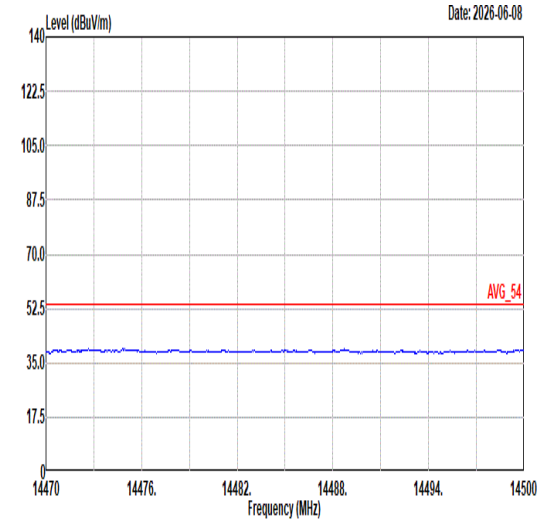 Site : 03CH07-HY Condition: AVG_54 3m HF_ANT_00075962 HORIZONTAL	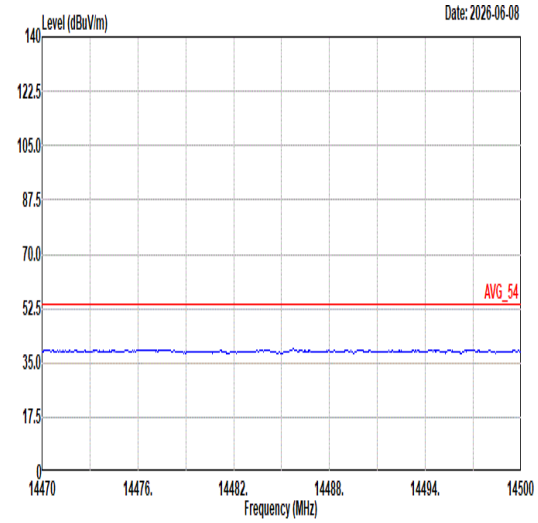 Site : 03CH07-HY Condition: AVG_54 3m HF_ANT_00075962 VERTICAL
17.7G ~18G Avg	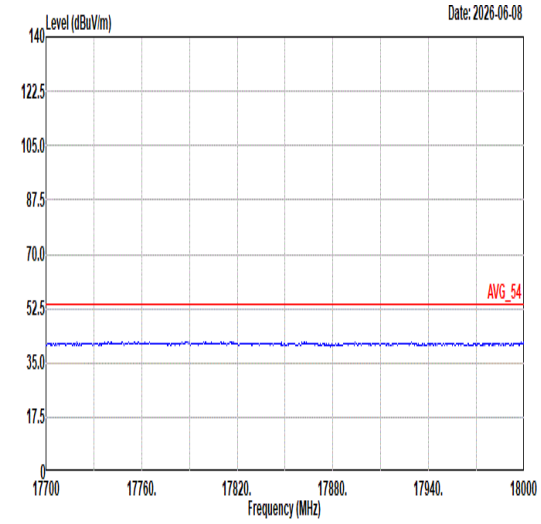 Site : 03CH07-HY Condition: AVG_54 3m HF_ANT_00075962 HORIZONTAL	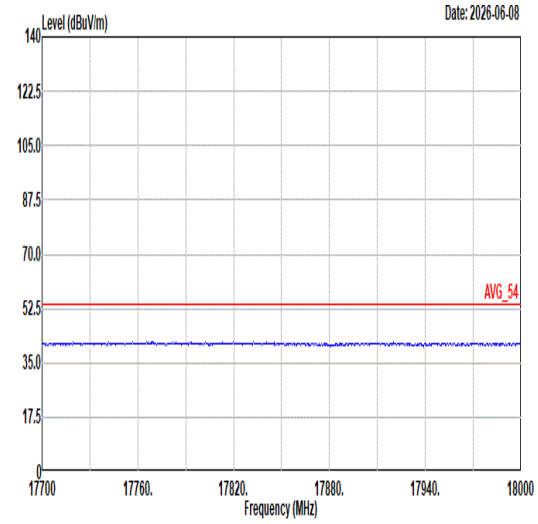 Site : 03CH07-HY Condition: AVG_54 3m HF_ANT_00075962 VERTICAL

Mode	26	
	Band Edge	
	U-NII-2C_5.47-5.725_802.11ax HE20_CH100_Partial RU 106/53_5500MHz	
ANT	1	
Pol.	Horizontal	Fundamental
Peak	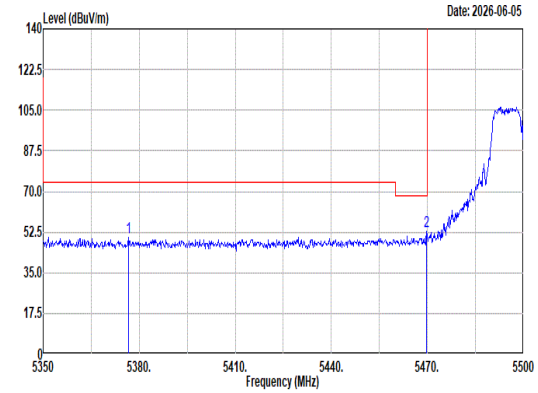 Site : 03CH07-HY Condition: PEAK_BE(UNII)_B3 3m HF_ANT_00075962 HORIZONTAL : RBW:1000.000kHz VBW:3000.000kHz SWT:Auto Freq Level Limit Line Margin Read Level Ant Factor Cable Loss Preamp Factor Aux Factor APos TPos Remark MHz dBuV/m dBuV/m dB dBuV dB/m dB dB dB cm deg 1 5376.55 49.98 74.00 -24.02 37.14 34.99 12.96 35.11 0.00 302 167 Peak 2 5469.70 52.66 68.20 -15.54 39.72 34.98 13.05 35.09 0.00 302 167 Peak	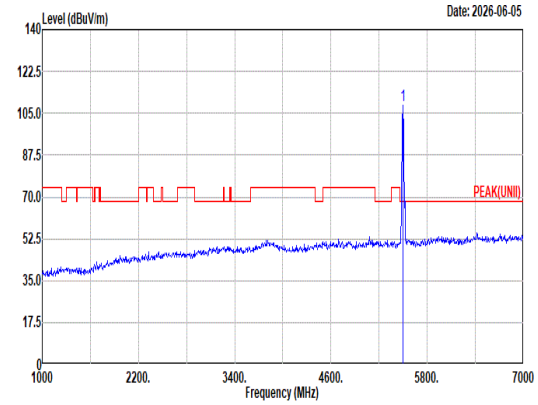 Site : 03CH07-HY Condition: PEAK(UNII) 3m HF_ANT_00075962 HORIZONTAL : RBW:1000.000kHz VBW:3000.000kHz SWT:Auto Freq Level Limit Line Margin Read Level Ant Factor Cable Loss Preamp Factor Aux Factor APos TPos Remark MHz dBuV/m dBuV/m dB dBuV dB/m dB dB dB cm deg 1 5500.00 108.48 ------ ------ 95.41 35.08 13.07 35.08 0.00 302 167 Peak
Avg	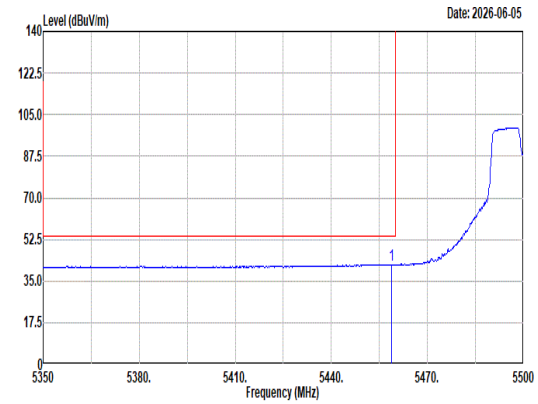 Site : 03CH07-HY Condition: AVG_BE(UNII)_B3 3m HF_ANT_00075962 HORIZONTAL : RBW:1000.000kHz VBW:1.000kHz SWT:Auto Freq Level Limit Line Margin Read Level Ant Factor Cable Loss Preamp Factor Aux Factor APos TPos Remark MHz dBuV/m dBuV/m dB dBuV dB/m dB dB dB cm deg 1 5458.90 41.91 54.00 -12.09 29.02 34.94 13.04 35.09 0.00 302 167 Average	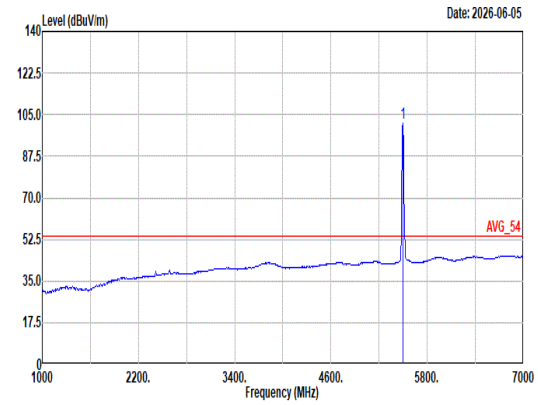 Site : 03CH07-HY Condition: AVG_54 3m HF_ANT_00075962 HORIZONTAL : RBW:1000.000kHz VBW:1.000kHz SWT:Auto Freq Level Limit Line Margin Read Level Ant Factor Cable Loss Preamp Factor Aux Factor APos TPos Remark MHz dBuV/m dBuV/m dB dBuV dB/m dB dB dB cm deg 1 5500.00 101.40 ------ ------ 88.30 35.10 13.08 35.08 0.00 302 167 Average

Remark: In the left figure, points 1 are the noise floor

Mode	26	
	Band Edge	
	U-NII-2C_5.47-5.725_802.11ax HE20_CH100_Partial RU 106/53_5500MHz	
ANT	1	
Pol.	Vertical	Fundamental
Peak	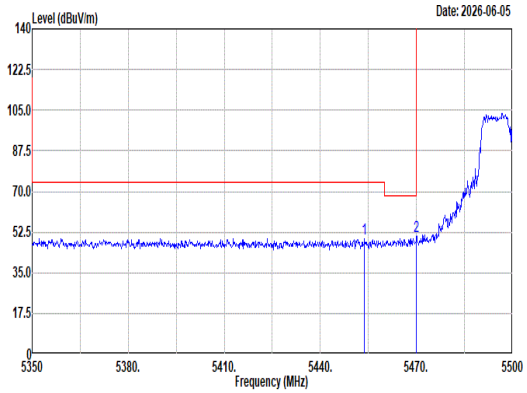 Site : 03CH07-HY Condition: PEAK_BE(UNII)_B3 3m HF_ANT_00075962 VERTICAL : RBW:1000.000kHz VBW:3000.000kHz SWT:Auto Freq Level Limit Line Margin Read Level Ant Factor Cable Loss Preamp Factor Aux Factor APos TPos Remark MHz dBuV/m dBuV/m dB dBuV dB/m dB dB dB cm deg 1 5453.80 49.88 74.00 -24.12 37.02 34.92 13.03 35.09 0.00 400 52 Peak 2 5470.00 50.50 68.20 -17.70 37.56 34.98 13.05 35.09 0.00 400 52 Peak	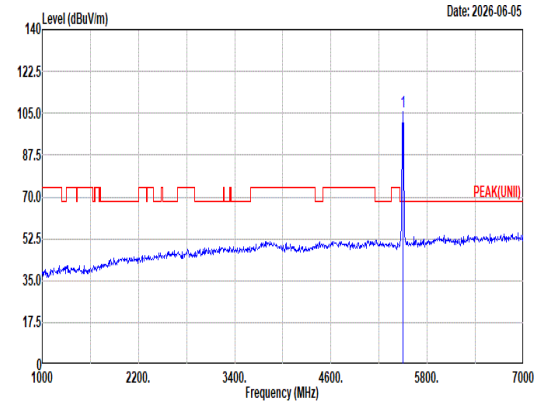 Site : 03CH07-HY Condition: PEAK(UNII) 3m HF_ANT_00075962 VERTICAL : RBW:1000.000kHz VBW:3000.000kHz SWT:Auto Freq Level Limit Line Margin Read Level Ant Factor Cable Loss Preamp Factor Aux Factor APos TPos Remark MHz dBuV/m dBuV/m dB dBuV dB/m dB dB dB cm deg 1 5500.00 105.52 ------ ------ 92.45 35.08 13.07 35.08 0.00 400 52 Peak
Avg	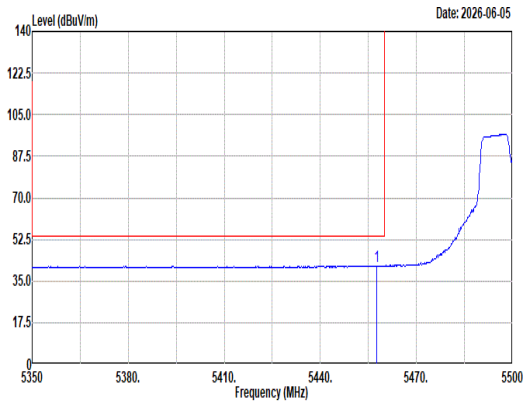 Site : 03CH07-HY Condition: AVG_BE(UNII)_B3 3m HF_ANT_00075962 VERTICAL : RBW:1000.000kHz VBW:1.000kHz SWT:Auto Freq Level Limit Line Margin Read Level Ant Factor Cable Loss Preamp Factor Aux Factor APos TPos Remark MHz dBuV/m dBuV/m dB dBuV dB/m dB dB dB cm deg 1 5457.55 41.42 54.00 -12.58 28.54 34.93 13.04 35.09 0.00 400 52 Average	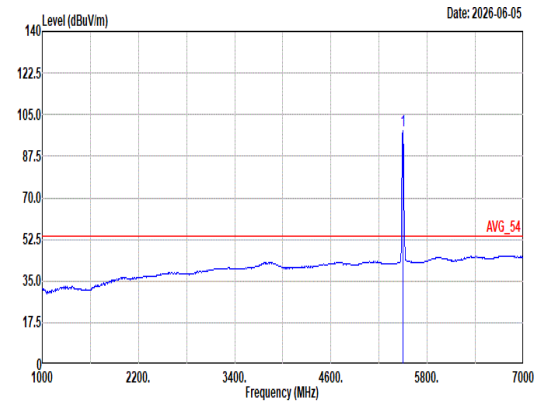 Site : 03CH07-HY Condition: AVG_54 3m HF_ANT_00075962 VERTICAL : RBW:1000.000kHz VBW:1.000kHz SWT:Auto Freq Level Limit Line Margin Read Level Ant Factor Cable Loss Preamp Factor Aux Factor APos TPos Remark MHz dBuV/m dBuV/m dB dBuV dB/m dB dB dB cm deg 1 5500.00 98.33 ------ ------ 85.23 35.10 13.08 35.08 0.00 400 52 Average

Remark: In the left figure, points 1 are the noise floor

Mode	26	
	Harmonic	
	U-NII-2C_5.47-5.725_802.11ax HE20_CH100_Partial RU 106/53_5500MHz	
ANT	1	
Pol.	Horizontal	Vertical
Peak Avg	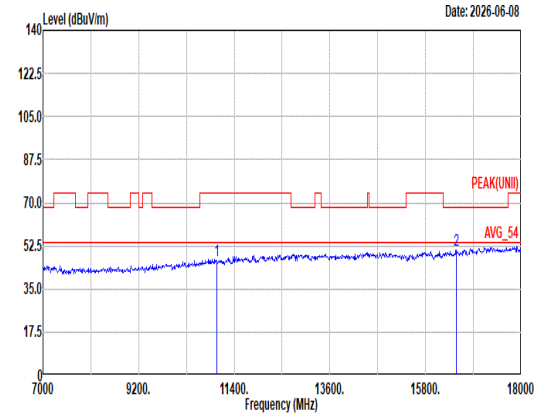 Site : 03CH07-HY Condition: PEAK(UNII) 3m HF_ANT_00075962 HORIZONTAL Freq Level Limit Line Margin Read Level Ant Factor Cable Loss Preamp Factor Aux Factor APos TPos Remark MHz dBuV/m dBuV/m dB dBuV dB/m dB dB dB cm deg 1 11000.00 46.33 74.00 -27.67 46.81 38.10 18.25 58.08 1.25 -- -- Peak 2 16500.00 50.80 68.20 -17.40 41.30 42.10 22.26 56.17 1.31 -- -- Peak	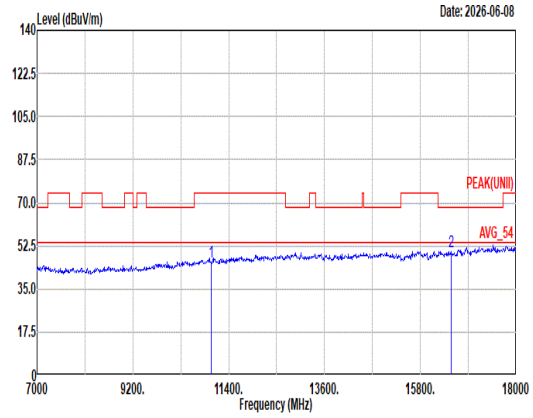 Site : 03CH07-HY Condition: PEAK(UNII) 3m HF_ANT_00075962 VERTICAL Freq Level Limit Line Margin Read Level Ant Factor Cable Loss Preamp Factor Aux Factor APos TPos Remark MHz dBuV/m dBuV/m dB dBuV dB/m dB dB dB cm deg 1 11000.00 45.80 74.00 -28.20 46.28 38.10 18.25 58.08 1.25 -- -- Peak 2 16500.00 50.12 68.20 -18.08 40.62 42.10 22.26 56.17 1.31 -- -- Peak

Remark: In the figure, points 1 and 2 are the noise floor

Mode	26	
	Harmonic	
	U-NII-2C_5.47-5.725_802.11ax HE20_CH100_Partial RU 106/53_5500MHz	
ANT	1	
Pol.	Horizontal	Vertical
14.47G ~14.5G Avg	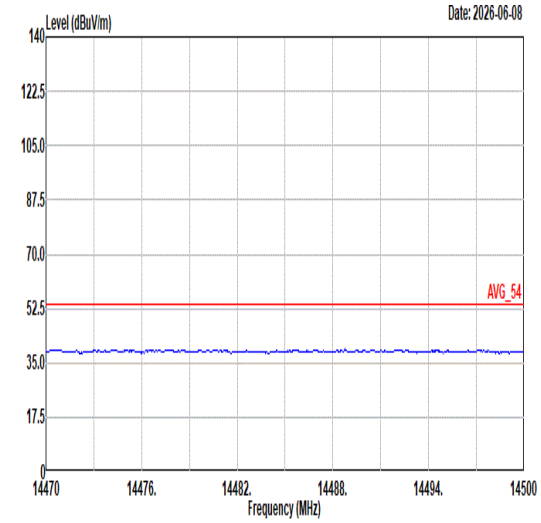 Site : 03CH07-HY Condition: AVG_54 3m HF_ANT_00075962 HORIZONTAL	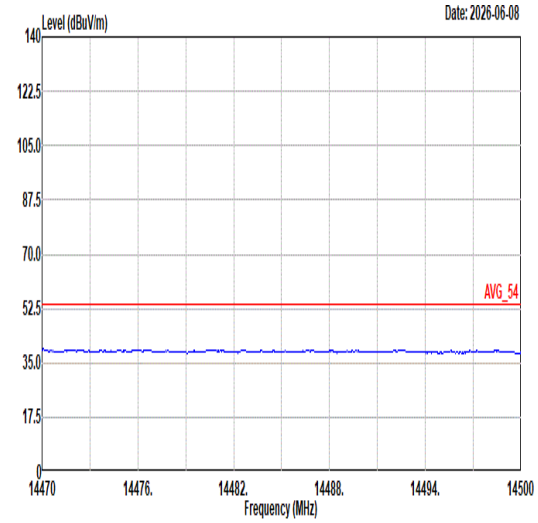 Site : 03CH07-HY Condition: AVG_54 3m HF_ANT_00075962 VERTICAL
17.7G ~18G Avg	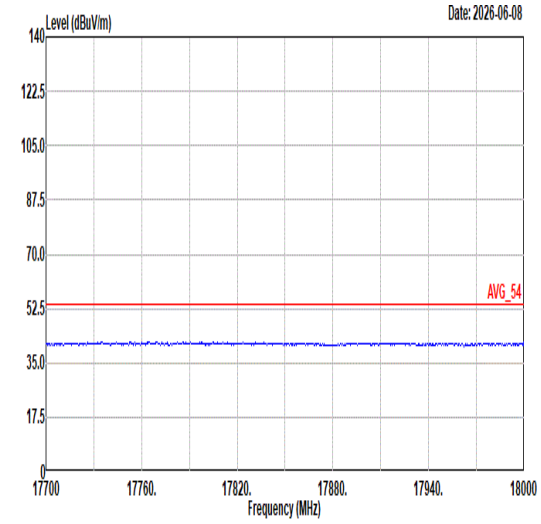 Site : 03CH07-HY Condition: AVG_54 3m HF_ANT_00075962 HORIZONTAL	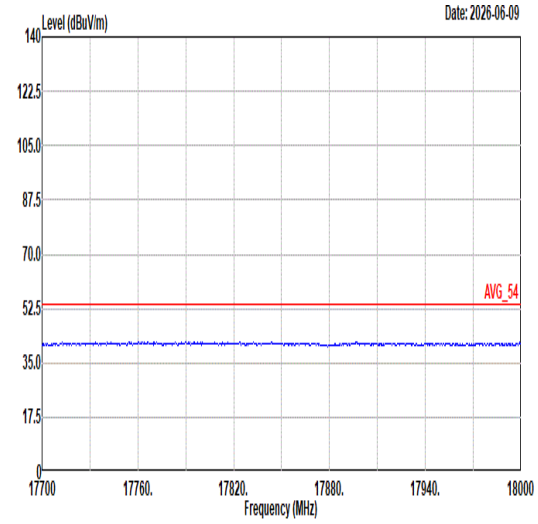 Site : 03CH07-HY Condition: AVG_54 3m HF_ANT_00075962 VERTICAL

Mode	27	
	Band Edge	
	U-NII-2C_5.47-5.725_802.11ax HE20_CH140_Partial RU 106/54_5700MHz	
ANT	1	
Pol.	Horizontal	Fundamental
Peak	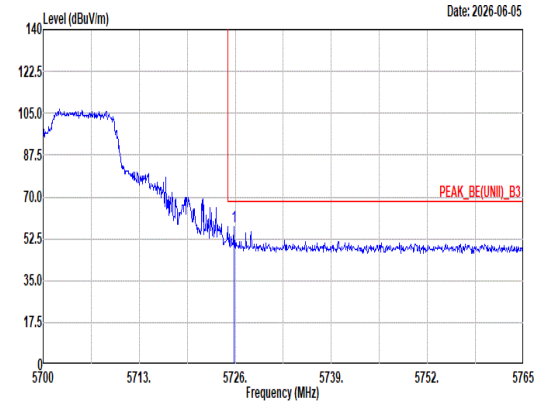 Site : 03CH07-HY Condition: PEAK_BE(UNII)_B3 3m HF_ANT_00075962 HORIZONTAL : RBW:1000.000kHz VBW:3000.000kHz SWT:Auto Freq Level Limit Line Margin Read Level Ant Factor Cable Loss Preamp Factor Aux Factor APos TPos Remark MHz dBuV/m dBuV/m dB dBuV dB/m dB dB dB cm deg 1 5725.81 57.56 68.20 -10.64 44.24 35.10 13.29 35.07 0.00 284 142 Peak	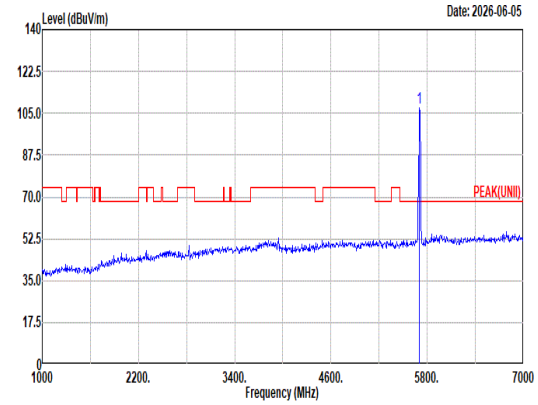 Site : 03CH07-HY Condition: PEAK(UNII) 3m HF_ANT_00075962 HORIZONTAL : RBW:1000.000kHz VBW:3000.000kHz SWT:Auto Freq Level Limit Line Margin Read Level Ant Factor Cable Loss Preamp Factor Aux Factor APos TPos Remark MHz dBuV/m dBuV/m dB dBuV dB/m dB dB dB cm deg 1 5700.00 107.42 ------ ------ 94.12 35.10 13.27 35.07 0.00 284 142 Peak
Avg	Blank	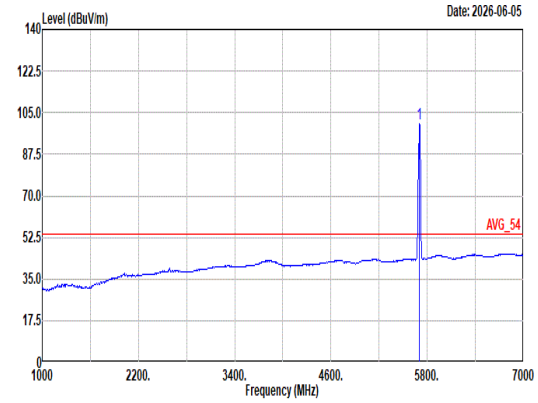 Site : 03CH07-HY Condition: AVG_54 3m HF_ANT_00075962 HORIZONTAL : RBW:1000.000kHz VBW:1.000kHz SWT:Auto Freq Level Limit Line Margin Read Level Ant Factor Cable Loss Preamp Factor Aux Factor APos TPos Remark MHz dBuV/m dBuV/m dB dBuV dB/m dB dB dB cm deg 1 5700.00 100.41 ------ ------ 87.11 35.10 13.27 35.07 0.00 284 142 Average

Mode	27	
	Band Edge	
	U-NII-2C_5.47-5.725_802.11ax HE20_CH140_Partial RU 106/54_5700MHz	
ANT	1	
Pol.	Vertical	Fundamental
Peak	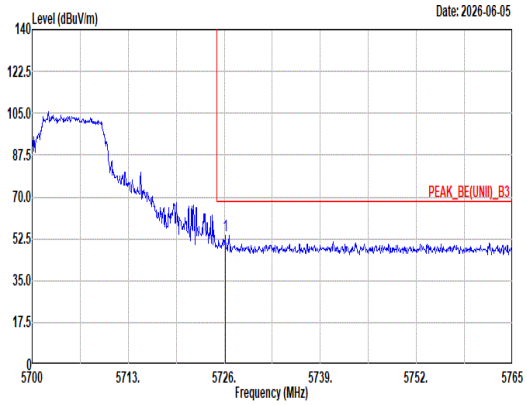 Site : 03CH07-HY Condition: PEAK_BE(UNII)_B3 3m HF_ANT_00075962 VERTICAL : RBW:1000.000kHz VBW:3000.000kHz SWT:Auto 1 5726.13 53.89 68.20 -14.31 40.57 35.10 13.29 35.07 0.00 389 48 Peak	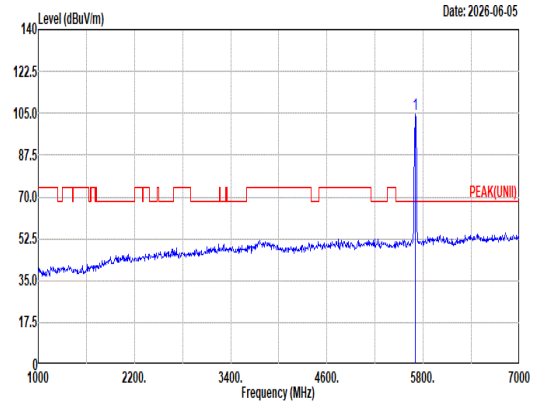 Site : 03CH07-HY Condition: PEAK(UNII) 3m HF_ANT_00075962 VERTICAL : RBW:1000.000kHz VBW:3000.000kHz SWT:Auto 1 5700.00 104.69 ------ ------ 91.39 35.10 13.27 35.07 0.00 389 48 Peak
Avg	Blank	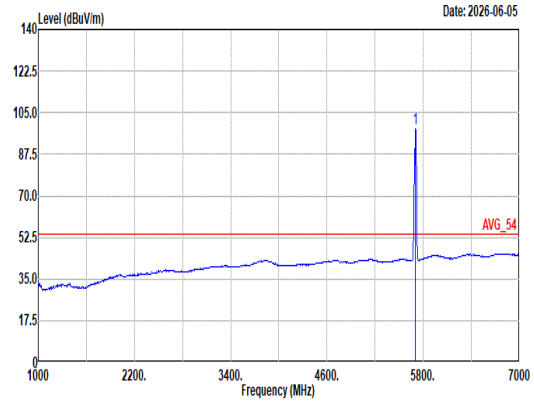 Site : 03CH07-HY Condition: AVG_54 3m HF_ANT_00075962 VERTICAL : RBW:1000.000kHz VBW:1.000kHz SWT:Auto 1 5700.00 98.20 ------ ------ 84.90 35.10 13.27 35.07 0.00 389 48 Average

Mode	27	
	Harmonic	
	U-NII-2C_5.47-5.725_802.11ax HE20_CH140_Partial RU 106/54_5700MHz	
ANT	1	
Pol.	Horizontal	Vertical
Peak Avg	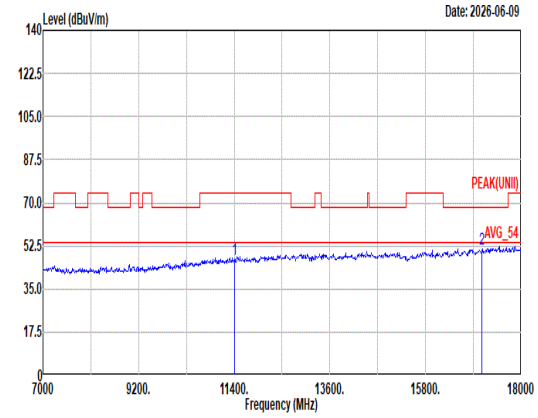 Site : 03CH07-HY Condition: PEAK(UNII) 3m HF_ANT_00075962 HORIZONTAL Freq Level Limit Line Margin Read Level Ant Factor Cable Loss Preamp Factor Aux Factor APos TPos Remark MHz dBuV/m dBuV/m dB dBuV dB/m dB dB dB cm deg 1 11400.00 47.15 74.00 -26.85 45.94 38.40 18.64 57.14 1.31 -- -- Peak 2 17100.00 51.02 68.20 -17.18 41.04 42.10 22.51 56.04 1.41 -- -- Peak	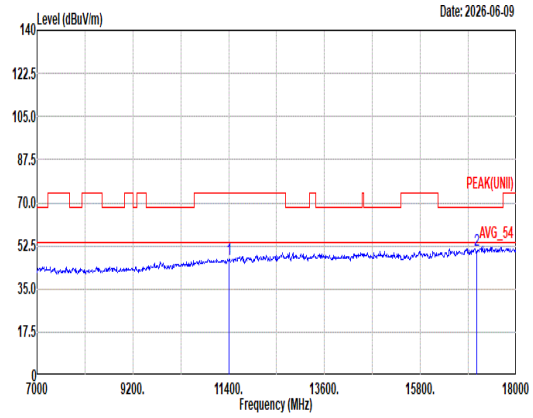 Site : 03CH07-HY Condition: PEAK(UNII) 3m HF_ANT_00075962 VERTICAL Freq Level Limit Line Margin Read Level Ant Factor Cable Loss Preamp Factor Aux Factor APos TPos Remark MHz dBuV/m dBuV/m dB dBuV dB/m dB dB dB cm deg 1 11400.00 46.89 74.00 -27.11 45.68 38.40 18.64 57.14 1.31 -- -- Peak 2 17100.00 50.67 68.20 -17.53 40.69 42.10 22.51 56.04 1.41 -- -- Peak

Remark: In the figure, points 1 and 2 are the noise floor

Mode	27	
	Harmonic	
	U-NII-2C_5.47-5.725_802.11ax HE20_CH140_Partial RU 106/54_5700MHz	
ANT	1	
Pol.	Horizontal	Vertical
14.47G ~14.5G Avg	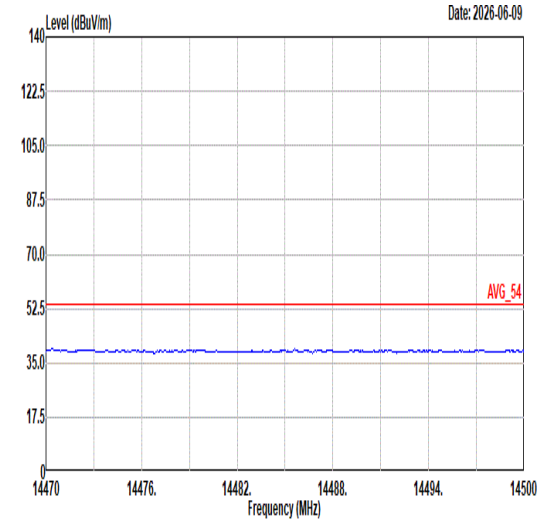 Site : 03CH07-HY Condition: AVG_54 3m HF_ANT_00075962 HORIZONTAL	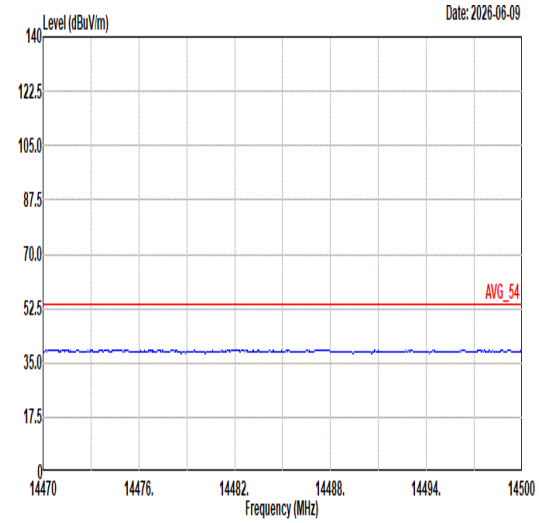 Site : 03CH07-HY Condition: AVG_54 3m HF_ANT_00075962 VERTICAL
17.7G ~18G Avg	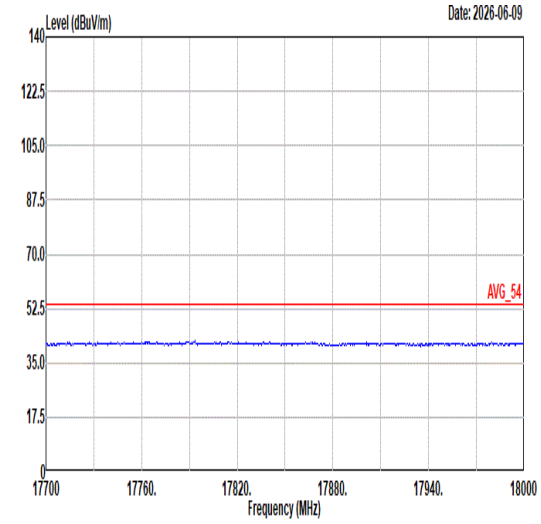 Site : 03CH07-HY Condition: AVG_54 3m HF_ANT_00075962 HORIZONTAL	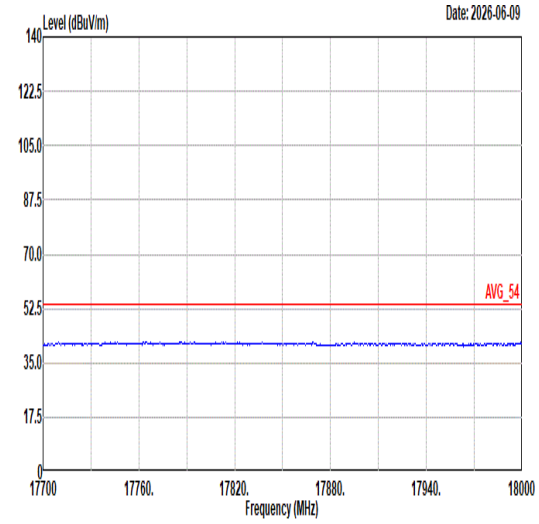 Site : 03CH07-HY Condition: AVG_54 3m HF_ANT_00075962 VERTICAL

Mode	28	
	LF	
	U-NII-2A_5.25-5.35_802.11ax HE20_CH64_Partial RU 106/54_5320MHz	
ANT	1	
Pol.	Horizontal	Vertical
QP/ Peak	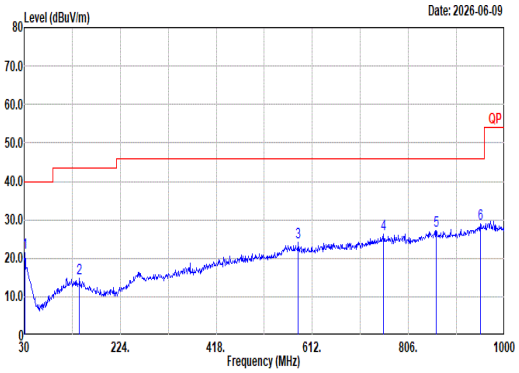 Site : 03CH07-HY Condition: QP 3m Bilog_35419 HORIZONTAL Freq Level Limit Line Margin Read Level Ant Factor Cable Loss Preamp Factor Aux Factor APos TPos Remark 1 31.94 21.40 40.00 -18.60 27.09 23.32 0.98 29.99 0.00 -- -- Peak 2 141.55 14.66 43.50 -28.84 25.09 17.35 2.09 29.87 0.00 -- -- Peak 3 583.87 24.26 46.00 -21.74 24.12 25.70 4.25 29.81 0.00 -- -- Peak 4 755.56 26.38 46.00 -19.62 23.18 27.94 4.87 29.61 0.00 -- -- Peak 5 862.26 27.22 46.00 -18.78 22.15 29.10 5.16 29.19 0.00 -- -- Peak 6 951.50 28.86 46.00 -17.14 21.44 30.73 5.44 28.75 0.00 -- -- Peak	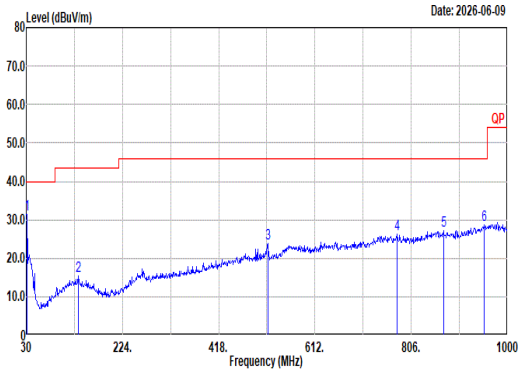 Site : 03CH07-HY Condition: QP 3m Bilog_35419 VERTICAL Freq Level Limit Line Margin Read Level Ant Factor Cable Loss Preamp Factor Aux Factor APos TPos Remark 1 30.97 31.45 40.00 -8.55 36.73 23.74 0.97 29.99 0.00 -- -- Peak 2 135.73 15.53 43.50 -27.97 25.89 17.49 2.05 29.90 0.00 -- -- Peak 3 516.94 23.74 46.00 -22.26 25.92 23.71 3.99 29.88 0.00 -- -- Peak 4 776.90 26.35 46.00 -19.65 23.00 27.92 4.95 29.52 0.00 -- -- Peak 5 870.99 27.26 46.00 -18.74 22.19 29.05 5.19 29.17 0.00 -- -- Peak 6 952.47 28.77 46.00 -17.23 21.31 30.76 5.44 28.74 0.00 -- -- Peak

Remark:

1.In the left figure, points 2~6 are the noise floor

2.In the right figure, points 2.4.5.6 are the noise floor

Mode	29	
	SHF	
	U-NII-2A_5.25-5.35_802.11ax HE20_CH64_Partial RU 106/54_5320MHz	
ANT	1	
Pol.	Horizontal	Vertical
Peak	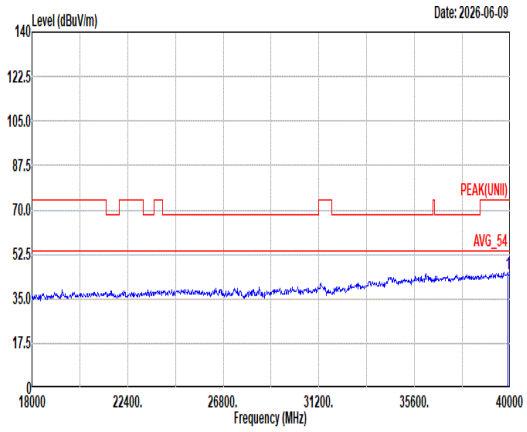 Site : 03CH07-HY Condition: PEAK(UNII) 1m SHF-EHF_9170251 HORIZONTAL Freq Level Limit Line Margin Read Level Ant Factor Cable Loss Preamp Factor Aux Factor APos TPos Remark MHz dBuV/m dBuV/m dB dBuV dB/m dB dB dB cm deg 1 39904.00 45.09 74.00 -28.91 44.55 43.72 24.75 58.39 -9.54 -- -- PEAK	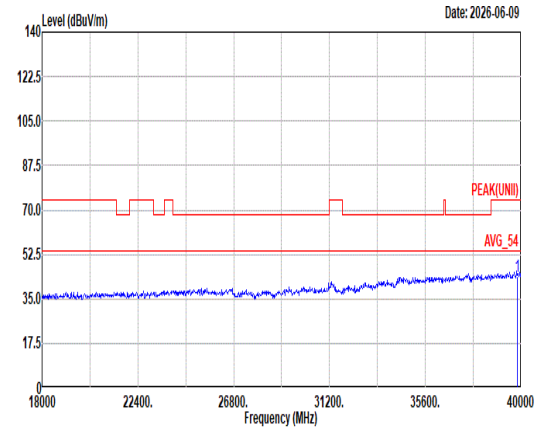 Site : 03CH07-HY Condition: PEAK(UNII) 1m SHF-EHF_9170251 VERTICAL Freq Level Limit Line Margin Read Level Ant Factor Cable Loss Preamp Factor Aux Factor APos TPos Remark MHz dBuV/m dBuV/m dB dBuV dB/m dB dB dB cm deg 1 39817.87 43.97 74.00 -30.03 43.52 43.84 24.71 58.56 -9.54 -- -- PEAK

Remark: In the figure, points 1 are the noise floor

Appendix D. Duty Cycle Plots

Band	Duty Cycle (%)	T(us)	1/T(kHz)	VBW Setting
802.11a	98.71	-	-	10Hz
5GHz 802.11n HT20	98.82	-	-	10Hz
5GHz 802.11ax HE20 Full RU	98.35	-	-	10Hz
5GHz 802.11ax HE20 106 RU	97.04	1017	0.98	1kHz

802.11a

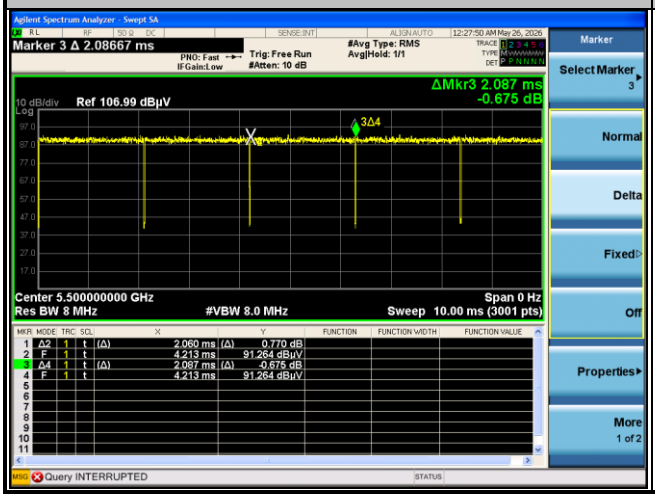

802.11n HT20

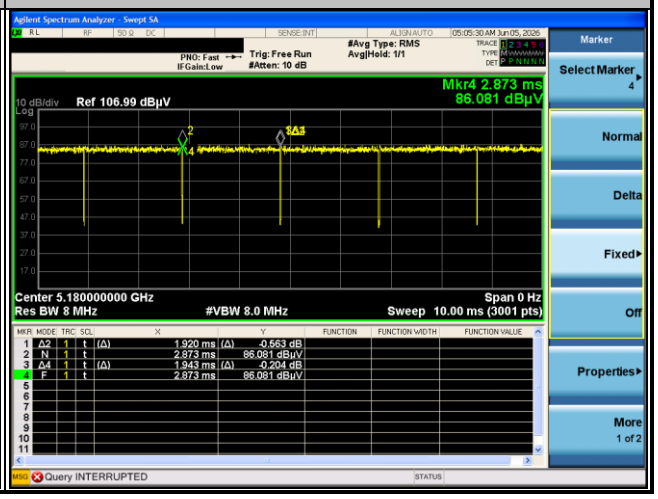

802.11ax HE20 Full RU

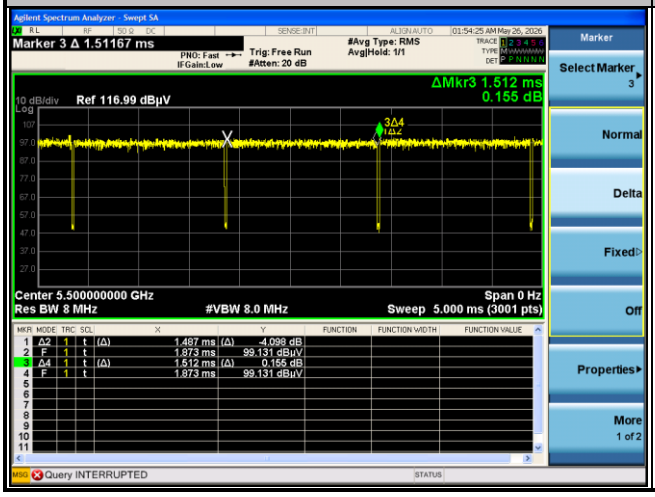

802.11ax HE20 106 RU

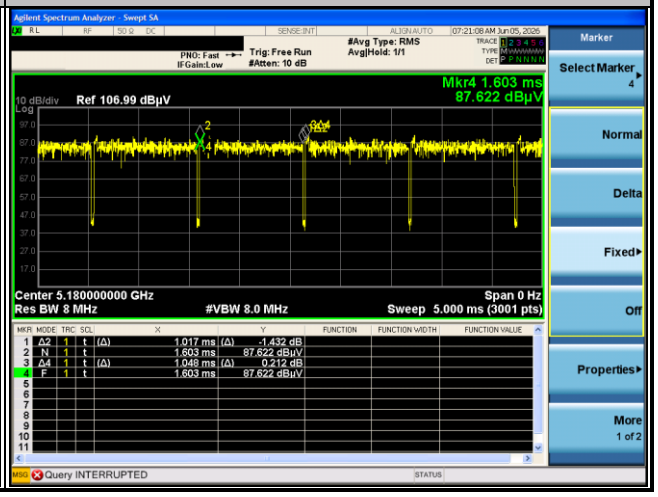

———THE END———