APPENDIX 2: SAR Measurement data

SAR plot of worst reported SAR

Plot 1a-1: DSSS; Back & touch, 11b(1Mbps), 2412 MHz->Higher reported SAR(1g, body), 2.4GHz band
EUT: Wireless LAN module (in Flat Panel Detector); Type: BM72065 (WM5A15); Serial: f48139ff8b6d (19MED-0124)
Mode: 11b(1Mbps, DSSS) (UID: 0, Wi-fi_2.4GHz (0), Frame Length in ms: 0; PAR: 0; PMF: 1); **Frequency: 2412 MHz; Crest Factor: 1.0**
Medium: M2450(1907); Medium parameters used: f = 2412 MHz; σ = 1.952 S/m; ε_r = 50.74; ρ = 1000 kg/m^3
Measurement Standard: DASY5 (IEEE/IEC/ANSI C63.19-2007)

DASY Configuration: -Electronics: DAE4 Sn626; Calibrated: 2018/10/15 / -Phantom: ELI v4.0; Type: QDOVA001BA; Serial: 1059; Phantom section: Flat Section -DASY52 52.10.2(1495); SEMCAD X 14.6.12(7450) / -Probe: EX3DV4 - SN3907; ConvF(7.37, 7.37, 7.37) @ 2412 MHz; Calibrated: 2019/06/19
-Sensor-Surface: 2mm (Mechanical Surface Detection (Locations From Previous Scan Used)), Sensor-Surface: 2mm (Mechanical Surface Detection), z = 1.0, 31.0, 161.0

back,touch/24b2,2412,back&d0,b(1m)/
Area:108x96,12 (10x9x1): Measurement grid: dx=12mm, dy=12mm; Maximum value of SAR (measured) = 0.339 W/kg
Area:108x96,12 (91x81x1): Interpolated grid: dx=1.200 mm, dy=1.200 mm; Maximum value of SAR (interpolated) = 0.415 W/kg
Z Scan:160,5 (1x1x33): Measurement grid: dx=20mm, dy=20mm, dz=5mm; Maximum value of SAR (measured) = 0.397 W/kg

Zoom:30x30x30,5 (7x7x7)/Cube 0: Measurement grid: dx=5mm, dy=5mm, dz=5mm;
Reference Value = 14.45 V/m; Power Drift = -0.04 dB; Maximum value of SAR (measured) = 0.399 W/kg; Peak SAR (extrapolated) = 0.554 W/kg
SAR(1 g) = 0.249 W/kg; SAR(10 g) = 0.100 W/kg

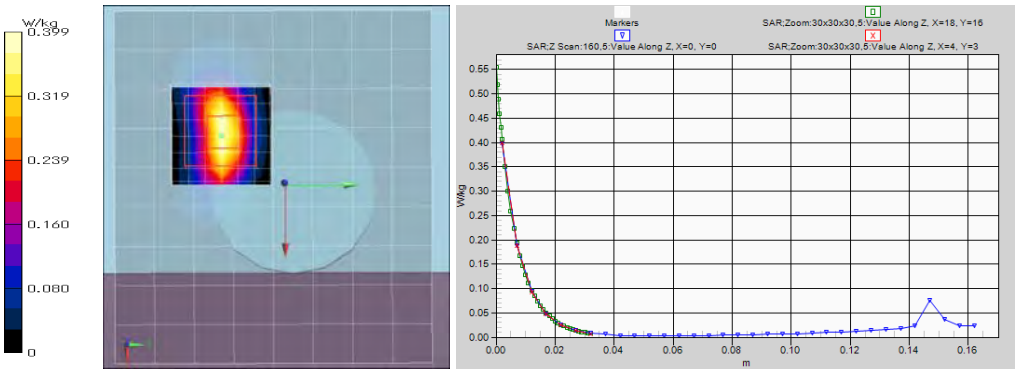

Remarks: *. Date tested: 2019/07/26; Tested by: Hiroshi Naka; Tested place:No.7 shielded room,
*. liquid depth: 150 mm; Position: distance of EUT to phantom: 0 mm (2 mm to liquid); ambient: (22~24) deg.C. / (50~60) %RH,
*. liquid temperature: 22.4(start)/22.3(end)/22.3(in check) deg.C.; *.White cubic: zoom scan area, Red cubic: big=SAR(10g)/small=SAR(1g)

Plot 1b-1: DSSS; Back & touch, 11b(1Mbps), 2412 MHz->Higher reported SAR(1g, head), 2.4GHz band
EUT: Wireless LAN module (in Flat Panel Detector); Type: BM72065 (WM5A15); Serial: f48139ff8b6d (19MED-0124)
Mode: 11b(1Mbps, DSSS) (UID: 0, Wi-fi_2.4GHz (0), Frame Length in ms: 0; PAR: 0; PMF: 1); **Frequency: 2412 MHz; Crest Factor: 1.0**
Medium: HSL2450(1907); Medium parameters used: f = 2412 MHz; σ = 1.809 S/m; ε_r = 37.89; ρ = 1000 kg/m^3
Measurement Standard: DASY5 (IEEE/IEC/ANSI C63.19-2007)

DASY Configuration: -Electronics: DAE4 Sn626; Calibrated: 2018/10/15 / -Phantom: ELI v4.0; Type: QDOVA001BA; Serial: 1059; Phantom section: Flat Section -DASY52 52.10.2(1495); SEMCAD X 14.6.12(7450) / -Probe: EX3DV4 - SN3907; ConvF(7.23, 7.23, 7.23) @ 2412 MHz; Calibrated: 2019/06/19
-Sensor-Surface: 2mm (Mechanical Surface Detection (Locations From Previous Scan Used)), Sensor-Surface: 2mm (Mechanical Surface Detection), z = 1.0, 31.0, 161.0

back,touch/o24h3,2412,back&d0,b(1m)/
Area:108x96,12 (10x9x1): Measurement grid: dx=12mm, dy=12mm; Maximum value of SAR (measured) = 0.317 W/kg
Area:108x96,12 (91x81x1): Interpolated grid: dx=1.200 mm, dy=1.200 mm; Maximum value of SAR (interpolated) = 0.422 W/kg
Z Scan:160,5 (1x1x33): Measurement grid: dx=20mm, dy=20mm, dz=5mm; Maximum value of SAR (measured) = 0.418 W/kg

Zoom:30x30x30,5 (7x7x7)/Cube 0: Measurement grid: dx=5mm, dy=5mm, dz=5mm;
Reference Value = 15.52 V/m; Power Drift = -0.05 dB; Maximum value of SAR (measured) = 0.419 W/kg; Peak SAR (extrapolated) = 0.597 W/kg
SAR(1 g) = 0.257 W/kg; SAR(10 g) = 0.102 W/kg

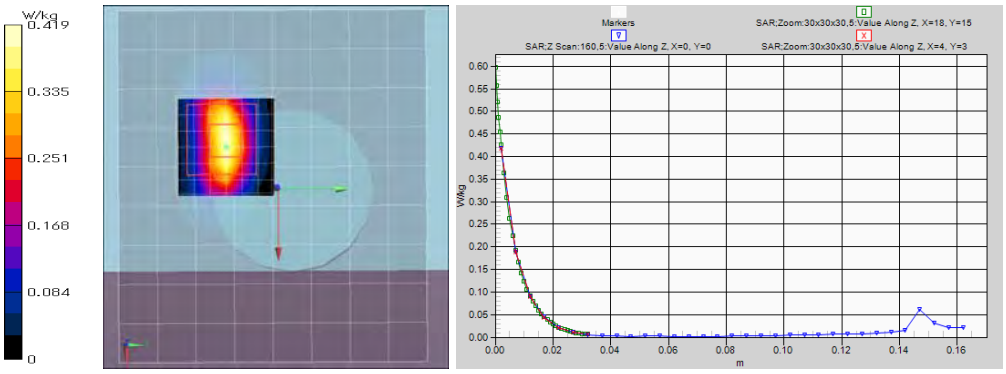

Remarks: *. Date tested: 2019/07/25; Tested by: Hiroshi Naka; Tested place:No.7 shielded room,
*. liquid depth: 150 mm; Position: distance of EUT to phantom: 0 mm (2 mm to liquid); ambient: (24~25) deg.C. / (50~60) %RH,
*. liquid temperature: 23.9(start)/23.9(end)/24.0(in check) deg.C.; *.White cubic: zoom scan area, Red cubic: big=SAR(10g)/small=SAR(1g)

APPENDIX 2: SAR Measurement data (cont'd)

SAR plot of worst reported SAR

Plot 2a-1: Back & touch, 11n(40HT)(MCS0), 5310 MHz->Higher reported SAR(1g, body), U-NII-2A (& U-NII-1) band
EUT: Wireless LAN module (in Flat Panel Detector); Type: BM72065 (WM5A15); Serial: f48139ff8b6d (19MED-0124)
Mode: n40(MCS0, OFDM) (UID: 0, Wi-fi_5GHz (0), Frame Length in ms: 0; PAR: 0; PMF: 1); **Frequency: 5310 MHz; Crest Factor: 1.0**
Medium: MSL5800(1907); Medium parameters used: f = 5310 MHz; σ = 5.474 S/m; ε_r = 46.94; ρ = 1000 kg/m^3
Measurement Standard: DASY5 (IEEE/IEC/ANSI C63.19-2007)

DASY Configuration: -Electronics: DAE4 Sn626; Calibrated: 2018/10/15 / -Phantom: ELI v4.0; Type: QDOVA001BA; Serial: 1059; Phantom section: Flat Section -DASY52 52.10.2(1495); SEMCAD X 14.6.12(7450) / -Probe: EX3DV4 - SN3907; ConvF(4.42, 4.42, 4.42) @ 5310 MHz; Calibrated: 2019/06/19 -Sensor-Surface: 1.4mm (Mechanical Surface Detection), z = 1.0, 25.0, 156.0

back,52,53a/5b18,53b1,5310,back&d0,n40(m0)/
Area:90x100,10 (10x11x1): Measurement grid: dx=10mm, dy=10mm; Maximum value of SAR (measured) = 1.06 W/kg
Area:90x100,10 (91x101x1): Interpolated grid: dx=1.000 mm, dy=1.000 mm; Maximum value of SAR (interpolated) = 1.65 W/kg
Z:155,5 (1x1x32): Measurement grid: dx=20mm, dy=20mm, dz=5mm; Maximum value of SAR (measured) = 1.59 W/kg

Zoom:28x28x24,1.4(ratio) (8x8x7)/Cube 0: Measurement grid: dx=4mm, dy=4mm, dz=1.4mm;
Reference Value = 20.52 V/m; Power Drift = -0.10 dB; Maximum value of SAR (measured) = 1.58 W/kg; Peak SAR (extrapolated) = 2.72 W/kg
SAR(1 g) = 0.659 W/kg; SAR(10 g) = 0.165 W/kg

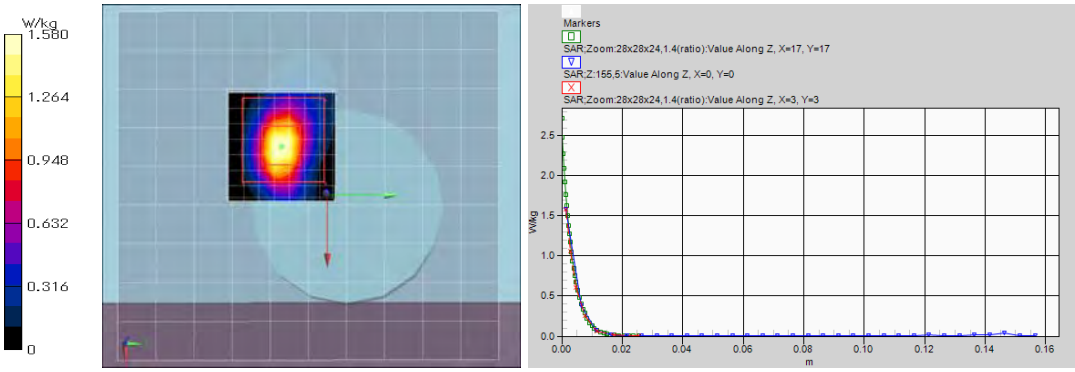

Remarks: *. Date tested: 2019/07/24; Tested by: Hiroshi Naka; Tested place:No.7 shielded room,
*. liquid depth: 149 mm; Position: distance of EUT to phantom: 0 mm (2 mm to liquid); ambient: (23~25) deg.C. / (50~60) %RH,
*. liquid temperature: 23.0(start)/23.0(end)/23.0(in check) deg.C.; *.White cubic: zoom scan area, Red cubic: big=SAR(10g)/small=SAR(1g)

Plot 2b-1: Back & touch, 11n(20HT)(MCS0), 5320 MHz->Higher reported SAR(1g, head), U-NII-2A (& U-NII-1) band
EUT: Wireless LAN module (in Flat Panel Detector); Type: BM72065 (WM5A15); Serial: f48139ff8b6d (19MED-0124)
Mode: n20(MCS0s, OFDM) (UID: 0, Wi-fi_5GHz (0), Frame Length in ms: 0; PAR: 0; PMF: 1); **Frequency: 5320 MHz; Crest Factor: 1.0**
Medium: HSL5GHz(1907); Medium parameters used: f = 5320 MHz; σ = 4.599 S/m; ε_r = 35.22; ρ = 1000 kg/m^3
Measurement Standard: DASY5 (IEEE/IEC/ANSI C63.19-2007)

DASY Configuration: -Electronics: DAE4 Sn626; Calibrated: 2018/10/15 / -Phantom: ELI v4.0; Type: QDOVA001BA; Serial: 1059; Phantom section: Flat Section -DASY52 52.10.2(1495); SEMCAD X 14.6.12(7450) / -Probe: EX3DV4 - SN3907; ConvF(5.17, 5.17, 5.17) @ 5320 MHz; Calibrated: 2019/06/19 -Sensor-Surface: 1.4mm (Mechanical Surface Detection), z = 1.0, 25.0, 156.0

back,53,52,c/o5h41re28,53h4re,5320,back&d0,n20(m0)/
Area:90x100,10 (10x11x1): Measurement grid: dx=10mm, dy=10mm; Maximum value of SAR (measured) = 1.09 W/kg
Area:90x100,10 (91x101x1): Interpolated grid: dx=1.000 mm, dy=1.000 mm; Maximum value of SAR (interpolated) = 1.52 W/kg
Z:155,5 (1x1x32): Measurement grid: dx=20mm, dy=20mm, dz=5mm; Maximum value of SAR (measured) = 1.43 W/kg

Zoom:28x28x24,1.4(ratio) (8x8x7)/Cube 0: Measurement grid: dx=4mm, dy=4mm, dz=1.4mm;
Reference Value = 20.73 V/m; Power Drift = -0.04 dB; Maximum value of SAR (measured) = 1.44 W/kg; Peak SAR (extrapolated) = 2.54 W/kg
SAR(1 g) = 0.610 W/kg; SAR(10 g) = 0.155 W/kg

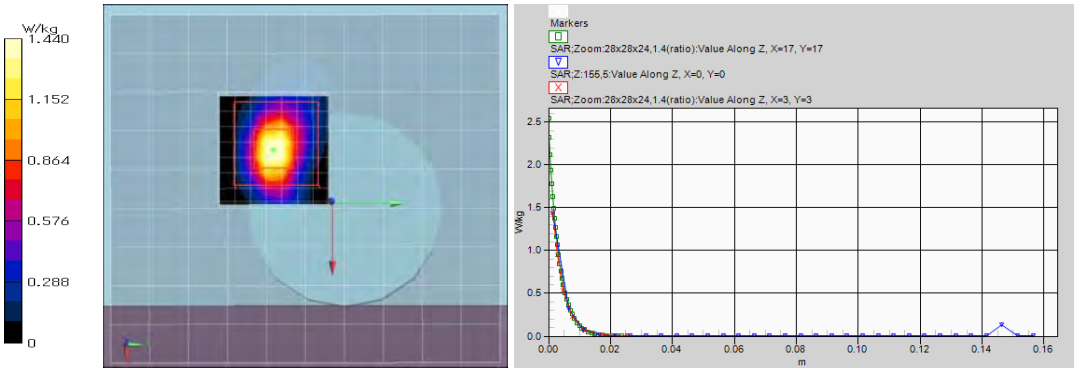

Remarks: *. Date tested: 2019/07/19; Tested by: Hiroshi Naka; Tested place:No.7 shielded room,
*. liquid depth: 149 mm; Position: distance of EUT to phantom: 0 mm (2 mm to liquid); ambient: (22~24) deg.C. / (50~60) %RH,
*. liquid temperature: 22.1(start)/22.0(end)/22.1(in check) deg.C.; *.White cubic: zoom scan area, Red cubic: big=SAR(10g)/small=SAR(1g)

APPENDIX 2: SAR Measurement data (cont'd)

SAR plot of worst reported SAR

Plot 3a-1: Back & touch, 11n(20HT)(MCS0), 5500 MHz->Higher reported SAR(1g, body), U-NII-2C band
EUT: Wireless LAN module (in Flat Panel Detector); Type: BM72065 (WM5A15); Serial: f48139ff8b6d (19MED-0124)
Mode: n20(MCS0, OFDM) (UID: 0, Wi-fi_5GHz (0), Frame Length in ms: 0; PAR: 0; PMF: 1); **Frequency: 5500 MHz; Crest Factor: 1.0**
Medium: MSL5800(1907); Medium parameters used: f = 5500 MHz; σ = 5.717 S/m; ε_r = 46.63; ρ = 1000 kg/m^3
Measurement Standard: DASY5 (IEEE/IEC/ANSI C63.19-2007)

DASY Configuration: -Electronics: DAE4 Sn626; Calibrated: 2018/10/15 / -Phantom: ELI v4.0; Type: QDOVA001BA; Serial: 1059; Phantom section: Flat Section -DASY52 52.10.2(1495); SEMCAD X 14.6.12(7450) / -Probe: EX3DV4 - SN3907; ConvF(3.83, 3.83, 3.83) @ 5500 MHz; Calibrated: 2019/06/19
-Sensor-Surface: 1.4mm (Mechanical Surface Detection (Locations From Previous Scan Used)), Sensor-Surface: 1.4mm (Mechanical Surface Detection), z = 1.0, 25.0, 156.0

back,56a/5b11,56b3,5500,back&d0,n20(m0)/
Area:90x100,10 (10x11x1): Measurement grid: dx=10mm, dy=10mm; Maximum value of SAR (measured) = 1.19 W/kg
Area:90x100,10 (91x101x1): Interpolated grid: dx=1.000 mm, dy=1.000 mm; Maximum value of SAR (interpolated) = 1.79 W/kg
Z:155,5 (1x1x32): Measurement grid: dx=20mm, dy=20mm, dz=5mm; Maximum value of SAR (measured) = 1.72 W/kg

Zoom:28x28x24,1.4(ratio) (8x8x7)/Cube 0: Measurement grid: dx=4mm, dy=4mm, dz=1.4mm;
Reference Value = 20.71 V/m; Power Drift = -0.07 dB; Maximum value of SAR (measured) = 1.71 W/kg; Peak SAR (extrapolated) = 2.99 W/kg
SAR(1 g) = 0.695 W/kg; SAR(10 g) = 0.183 W/kg

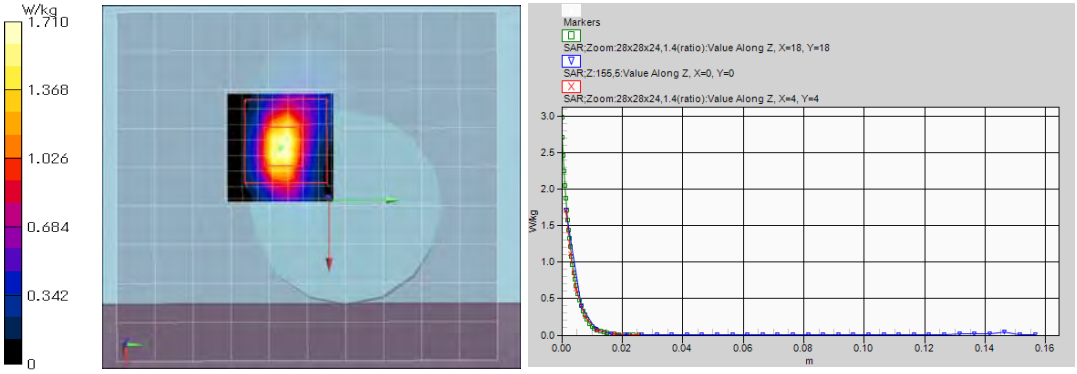

Remarks: *. Date tested: 2019/07/23; Tested by: Hiroshi Naka; Tested place:No.7 shielded room,
*. liquid depth: 149 mm; Position: distance of EUT to phantom: 0 mm (2 mm to liquid); ambient: (23~25) deg.C. / (50~60) %RH,
*. liquid temperature: 23.2(start)/23.3(end)/23.0(in check) deg.C.; *.White cubic: zoom scan area, Red cubic: big=SAR(10g)/small=SAR(1g)

Plot 3b-1: Back & touch, 11n(20HT)(MCS0), 5500 MHz->Higher reported SAR(1g, head), U-NII-2C band
EUT: Wireless LAN module (in Flat Panel Detector); Type: BM72065 (WM5A15); Serial: f48139ff8b6d (19MED-0124)
Mode: n20(MCS0, OFDM) (UID: 0, Wi-fi_5GHz (0), Frame Length in ms: 0; PAR: 0; PMF: 1); **Frequency: 5500 MHz; Crest Factor: 1.0**
Medium: HSL5GHz(1907); Medium parameters used: f = 5500 MHz; σ = 4.781 S/m; ε_r = 35.02; ρ = 1000 kg/m^3
Measurement Standard: DASY5 (IEEE/IEC/ANSI C63.19-2007)

DASY Configuration: -Electronics: DAE4 Sn626; Calibrated: 2018/10/15 / -Phantom: ELI v4.0; Type: QDOVA001BA; Serial: 1059; Phantom section: Flat Section -DASY52 52.10.2(1495); SEMCAD X 14.6.12(7450) / -Probe: EX3DV4 - SN3907; ConvF(4.59, 4.59, 4.59) @ 5500 MHz; Calibrated: 2019/06/19
-Sensor-Surface: 1.4mm (Mechanical Surface Detection (Locations From Previous Scan Used)), Sensor-Surface: 1.4mm (Mechanical Surface Detection), z = 1.0, 25.0, 156.0

back,56/o5h13,56h3re,5500,back&d0,n20(m0)/
Area:90x100,10 (10x11x1): Measurement grid: dx=10mm, dy=10mm; Maximum value of SAR (measured) = 1.21 W/kg
Area:90x100,10 (91x101x1): Interpolated grid: dx=1.000 mm, dy=1.000 mm; Maximum value of SAR (interpolated) = 1.83 W/kg
Z:155,5 (1x1x32): Measurement grid: dx=20mm, dy=20mm, dz=5mm; Maximum value of SAR (measured) = 1.57 W/kg

Zoom:28x28x24,1.4(ratio) (8x8x7)/Cube 0: Measurement grid: dx=4mm, dy=4mm, dz=1.4mm;
Reference Value = 21.42 V/m; Power Drift = -0.07 dB; Maximum value of SAR (measured) = 1.58 W/kg; Peak SAR (extrapolated) = 2.89 W/kg
SAR(1 g) = 0.664 W/kg; SAR(10 g) = 0.178 W/kg

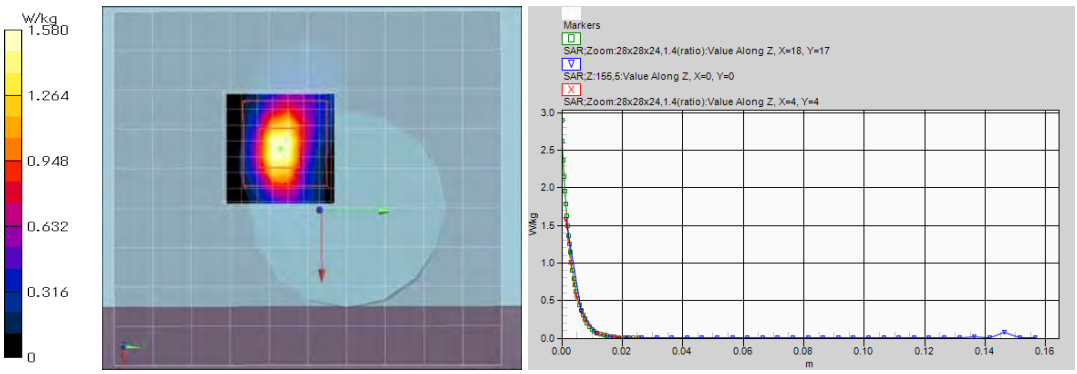

Remarks: *. Date tested: 2019/07/18; Tested by: Hiroshi Naka; Tested place:No.7 shielded room,
*. liquid depth: 149 mm; Position: distance of EUT to phantom: 0 mm (2 mm to liquid); ambient: (22~24) deg.C. / (50~60) %RH,
*. liquid temperature: 22.2(start)/22.2(end)/22.1(in check) deg.C.; *.White cubic: zoom scan area, Red cubic: big=SAR(10g)/small=SAR(1g)

APPENDIX 2: SAR Measurement data (cont'd)

SAR plot of worst reported SAR

Plot 4a-1: Back & touch, 11n(20HT)(MCS0), 5825 MHz->Higher reported SAR(1g, body), U-NII-3 band
EUT: Wireless LAN module (in Flat Panel Detector); Type: BM72065 (WM5A15); Serial: f48139ff8b6d (19MED-0124)
Mode: n20(MCS0, OFDM) (UID: 0, Wi-fi_5GHz (0), Frame Length in ms: 0; PAR: 0; PMF: 1); **Frequency: 5825 MHz; Crest Factor: 1.0**
Medium: MSL5800(1907); Medium parameters used: f = 5825 MHz; σ = 6.16 S/m; ε_r = 46.12; ρ = 1000 kg/m^3
Measurement Standard: DASY5 (IEEE/IEC/ANSI C63.19-2007)

DASY Configuration: -Electronics: DAE4 Sn626; Calibrated: 2018/10/15 / -Phantom: ELI v4.0; Type: QDOVA001BA; Serial: 1059; Phantom section: Flat Section -DASY52 52.10.2(1495); SEMCAD X 14.6.12(7450) / -Probe: EX3DV4 - SN3907; ConvF(4.01, 4.01, 4.01) @ 5825 MHz; Calibrated: 2019/06/19
-Sensor-Surface: 1.4mm (Mechanical Surface Detection (Locations From Previous Scan Used)), Sensor-Surface: 1.4mm (Mechanical Surface Detection), z = 1.0, 25.0, 156.0

back,58/5b4,58b4,5825,back&d0,n20(m0)/
Area:90x100,10 (10x11x1): Measurement grid: dx=10mm, dy=10mm; Maximum value of SAR (measured) = 1.48 W/kg
Area:90x100,10 (91x101x1): Interpolated grid: dx=1.000 mm, dy=1.000 mm; Maximum value of SAR (interpolated) = 1.96 W/kg
Z:155,5 (1x1x32): Measurement grid: dx=20mm, dy=20mm, dz=5mm; Maximum value of SAR (measured) = 1.90 W/kg

Zoom:28x28x24,1.4(ratio) (8x8x7)/Cube 0: Measurement grid: dx=4mm, dy=4mm, dz=1.4mm;
Reference Value = 20.79 V/m; Power Drift = -0.10 dB; Maximum value of SAR (measured) = 1.88 W/kg; Peak SAR (extrapolated) = 3.42 W/kg
SAR(1 g) = 0.749 W/kg; SAR(10 g) = 0.208 W/kg

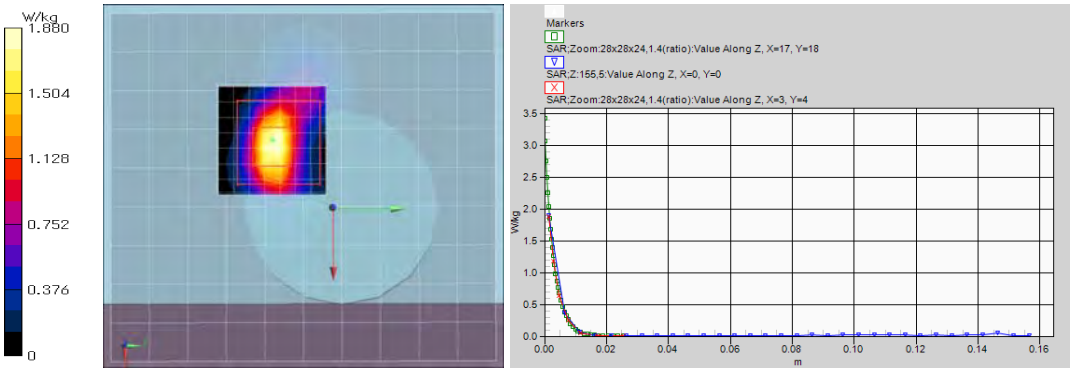

Remarks: *. Date tested: 2019/07/22; Tested by: Hiroshi Naka; Tested place:No.7 shielded room,
*. liquid depth: 149 mm; Position: distance of EUT to phantom: 0 mm (2 mm to liquid); ambient: (23~25) deg.C. / (50~60) %RH,
*. liquid temperature: 23.0(start)/23.0(end)/23.0(in check) deg.C.; *.White cubic: zoom scan area, Red cubic: big=SAR(10g)/small=SAR(1g)

Plot 4b-1: Back & touch, 11a(6Mbps), 5825 MHz->Higher reported SAR(1g, head), U-NII-3 band
EUT: Wireless LAN module (in Flat Panel Detector); Type: BM72065 (WM5A15); Serial: f48139ff8b6d (19MED-0124)
Mode: 11a(6Mbps, OFDM) (UID: 0, Wi-fi_5GHz (0), Frame Length in ms: 0; PAR: 0; PMF: 1); **Frequency: 5825 MHz; Crest Factor: 1.0**
Medium: HSL5GHz(1907); Medium parameters used: f = 5825 MHz; σ = 5.111 S/m; ε_r = 34.60; ρ = 1000 kg/m^3
Measurement Standard: DASY5 (IEEE/IEC/ANSI C63.19-2007)

DASY Configuration: -Electronics: DAE4 Sn626; Calibrated: 2018/10/15 / -Phantom: ELI v4.0; Type: QDOVA001BA; Serial: 1059; Phantom section: Flat Section -DASY52 52.10.2(1495); SEMCAD X 14.6.12(7450) / -Probe: EX3DV4 - SN3907; ConvF(4.65, 4.65, 4.65) @ 5825 MHz; Calibrated: 2019/06/19
-Sensor-Surface: 1.4mm (Mechanical Surface Detection), z = 1.0, 25.0, 156.0

back,58/o5h9,58h9re3,5825,back&d0,a(6m)/
Area:90x100,10 (10x11x1): Measurement grid: dx=10mm, dy=10mm; Maximum value of SAR (measured) = 1.27 W/kg
Area:90x100,10 (91x101x1): Interpolated grid: dx=1.000 mm, dy=1.000 mm; Maximum value of SAR (interpolated) = 1.83 W/kg
Z:155,5 (1x1x32): Measurement grid: dx=20mm, dy=20mm, dz=5mm; Maximum value of SAR (measured) = 1.75 W/kg

Zoom:28x28x24,1.4(ratio) (8x8x7)/Cube 0: Measurement grid: dx=4mm, dy=4mm, dz=1.4mm;
Reference Value = 21.62 V/m; Power Drift = -0.07 dB; Maximum value of SAR (measured) = 1.78 W/kg; Peak SAR (extrapolated) = 3.41 W/kg
SAR(1 g) = 0.737 W/kg; SAR(10 g) = 0.206 W/kg

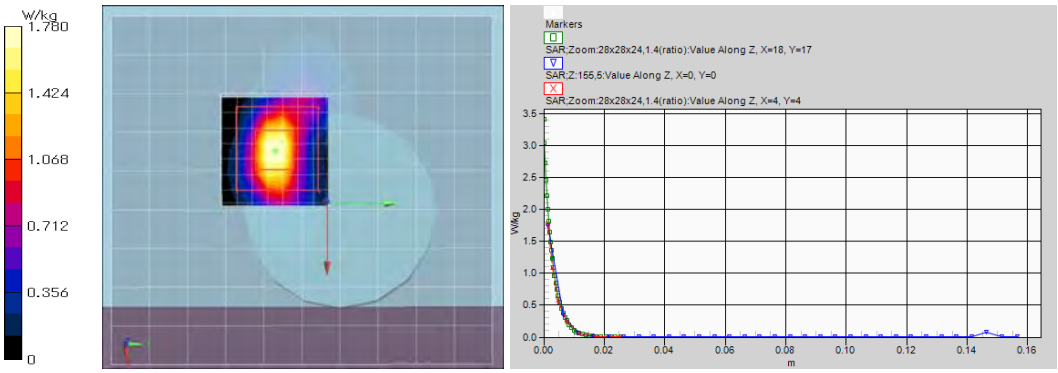

Remarks: *. Date tested: 2019/07/17; Tested by: Hiroshi Naka; Tested place:No.7 shielded room,
*. liquid depth: 149 mm; Position: distance of EUT to phantom: 0 mm (2 mm to liquid); ambient: (22~24) deg.C. / (50~60) %RH,
*. liquid temperature: 22.2(start)/22.1(end)/22.1(in check) deg.C.; *.White cubic: zoom scan area, Red cubic: big=SAR(10g)/small=SAR(1g)

APPENDIX 2: SAR Measurement data (cont'd)

SAR plots of other SAR test conditions

Plot 1a-2: (2.4GHz band, body) DSSS; Back & touch, 11b(1Mbps), 2437 MHz

EUT: Wireless LAN module (in Flat Panel Detector); Type: BM72065 (WM5A15); Serial: f48139ff8b6d (19MED-0124)

Mode: 11b(1Mbps, DSSS) (UID: 0, Wi-fi_2.4GHz (0), Frame Length in ms: 0; PAR: 0; PMF: 1); **Frequency: 2437 MHz; Crest Factor: 1.0**

Medium: M2450(1907); Medium parameters used: f = 2437 MHz; σ = 1.985 S/m; ε_r = 50.63; ρ = 1000 kg/m^3

Measurement Standard: DASY5 (IEEE/IEC/ANSI C63.19-2007)

DASY Configuration: -Electronics: DAE4 Sn626; Calibrated: 2018/10/15 / -Phantom: ELI v4.0; Type: QDOVA001BA; Serial: 1059; Phantom section: Flat Section -DASY52 52.10.2(1495); SEMCAD X 14.6.12(7450) / -Probe: EX3DV4 - SN3907; ConvF(7.37, 7.37, 7.37) @ 2437 MHz; Calibrated: 2019/06/19
-Sensor-Surface: 2mm (Mechanical Surface Detection), z = 1.0, 31.0

back,touch/24b1,2437,back&d0,b(1m)/
Area:108x96,12 (10x9x1): Measurement grid: dx=12mm, dy=12mm; Maximum value of SAR (measured) = 0.295 W/kg
Area:108x96,12 (91x81x1): Interpolated grid: dx=1.200 mm, dy=1.200 mm; Maximum value of SAR (interpolated) = 0.360 W/kg

Zoom:30x30x30,5 (7x7x7)/Cube 0: Measurement grid: dx=5mm, dy=5mm, dz=5mm;
Reference Value = 13.32 V/m; Power Drift = -0.04 dB; Maximum value of SAR (measured) = 0.345 W/kg; Peak SAR (extrapolated) = 0.480 W/kg

SAR(1 g) = 0.216 W/kg; SAR(10 g) = 0.087 W/kg

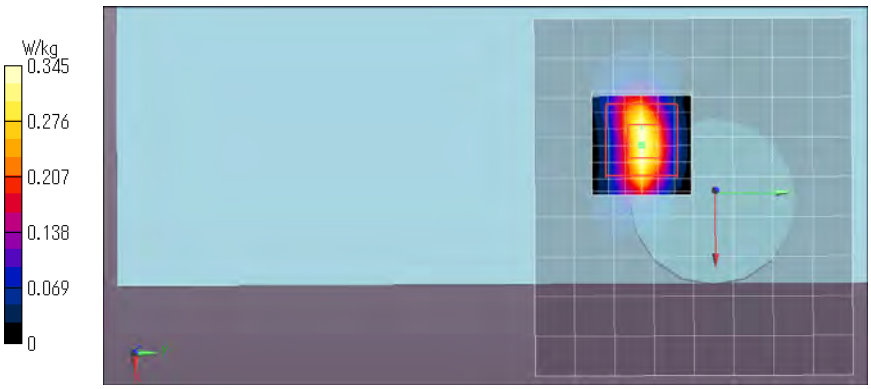

Remarks: *. Date tested: 2019/07/26; Tested by: Hiroshi Naka; Tested place:No.7 shielded room,
*. liquid depth: 150 mm; Position: distance of EUT to phantom: 0 mm (2 mm to liquid); ambient: (22~24) deg.C. / (50~60) %RH,
*. liquid temperature: 22.4(start)/22.4(end)/22.3(in check) deg.C.; *.White cubic: zoom scan area, Red cubic: big=SAR(10g)/small=SAR(1g)

Plot 1a-3: (2.4GHz band, body) DSSS; Back & touch, 11b(1Mbps), 2462 MHz

EUT: Wireless LAN module (in Flat Panel Detector); Type: BM72065 (WM5A15); Serial: f48139ff8b6d (19MED-0124)

Mode: 11b(1Mbps, DSSS) (UID: 0, Wi-fi_2.4GHz (0), Frame Length in ms: 0; PAR: 0; PMF: 1); **Frequency: 2462 MHz; Crest Factor: 1.0**

Medium: M2450(1907); Medium parameters used: f = 2462 MHz; σ = 2.018 S/m; ε_r = 50.54; ρ = 1000 kg/m^3

Measurement Standard: DASY5 (IEEE/IEC/ANSI C63.19-2007)

DASY Configuration: -Electronics: DAE4 Sn626; Calibrated: 2018/10/15 / -Phantom: ELI v4.0; Type: QDOVA001BA; Serial: 1059; Phantom section: Flat Section -DASY52 52.10.2(1495); SEMCAD X 14.6.12(7450) / -Probe: EX3DV4 - SN3907; ConvF(7.37, 7.37, 7.37) @ 2462 MHz; Calibrated: 2019/06/19
-Sensor-Surface: 2mm (Mechanical Surface Detection (Locations From Previous Scan Used)), Sensor-Surface: 2mm (Mechanical Surface Detection), z = 1.0, 31.0

back,touch/24b3,2462,back&d0,b(1m)/
Area:108x96,12 (10x9x1): Measurement grid: dx=12mm, dy=12mm; Maximum value of SAR (measured) = 0.249 W/kg
Area:108x96,12 (91x81x1): Interpolated grid: dx=1.200 mm, dy=1.200 mm; Maximum value of SAR (interpolated) = 0.298 W/kg

Zoom:30x30x30,5 (7x7x7)/Cube 0: Measurement grid: dx=5mm, dy=5mm, dz=5mm;
Reference Value = 12.15 V/m; Power Drift = -0.03 dB; Maximum value of SAR (measured) = 0.294 W/kg; Peak SAR (extrapolated) = 0.408 W/kg

SAR(1 g) = 0.181 W/kg; SAR(10 g) = 0.074 W/kg

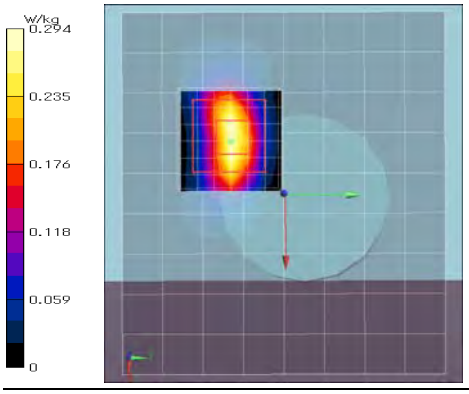

Remarks: *. Date tested: 2019/07/26; Tested by: Hiroshi Naka; Tested place:No.7 shielded room,
*. liquid depth: 150 mm; Position: distance of EUT to phantom: 0 mm (2 mm to liquid); ambient: (22~24) deg.C. / (50~60) %RH,
*. liquid temperature: 22.3(start)/22.3(end)/22.3(in check) deg.C.; *.White cubic: zoom scan area, Red cubic: big=SAR(10g)/small=SAR(1g)

APPENDIX 2: SAR Measurement data (cont'd)
SAR plots of other SAR test conditions

Plot 1a-4: (2.4GHz band, body) OFDM; Back & touch, 11g(6Mbps), 2412 MHz
EUT: Wireless LAN module (in Flat Panel Detector); Type: BM72065 (WM5A15); Serial: f48139ff8b6d (19MED-0124)
Mode: 11g(6Mbps, OFDM) (UID: 0, Wi-fi_2.4GHz (0), Frame Length in ms: 0; PAR: 0; PMF: 1); **Frequency: 2412 MHz; Crest Factor: 1.0**
Medium: M2450(1907); Medium parameters used: f = 2412 MHz; σ = 1.952 S/m; ε_r = 50.74; ρ = 1000 kg/m^3
Measurement Standard: DASY5 (IEEE/IEC/ANSI C63.19-2007)

DASY Configuration: -Electronics: DAE4 Sn626; Calibrated: 2018/10/15 / -Phantom: ELI v4.0; Type: QDOVA001BA; Serial: 1059; Phantom section: Flat Section -DASY52 52.10.2(1495); SEMCAD X 14.6.12(7450) / -Probe: EX3DV4 - SN3907; ConvF(7.37, 7.37, 7.37) @ 2412 MHz; Calibrated: 2019/06/19
-Sensor-Surface: 2mm (Mechanical Surface Detection (Locations From Previous Scan Used)), Sensor-Surface: 2mm (Mechanical Surface Detection), z = 1.0, 31.0, 161.0

back,touch/24b7,2412,back&d0,g(6m)/
Area:108x96,12 (10x9x1): Measurement grid: dx=12mm, dy=12mm; Maximum value of SAR (measured) = 0.326 W/kg
Area:108x96,12 (91x81x1): Interpolated grid: dx=1.200 mm, dy=1.200 mm; Maximum value of SAR (interpolated) = 0.402 W/kg
Z Scan:160,5 (1x1x33): Measurement grid: dx=20mm, dy=20mm, dz=5mm; Maximum value of SAR (measured) = 0.386 W/kg

Zoom:30x30x30,5 (7x7x7)/Cube 0: Measurement grid: dx=5mm, dy=5mm, dz=5mm;
Reference Value = 14.22 V/m; Power Drift = -0.03 dB; Maximum value of SAR (measured) = 0.385 W/kg; Peak SAR (extrapolated) = 0.537 W/kg
SAR(1 g) = 0.241 W/kg; SAR(10 g) = 0.097 W/kg

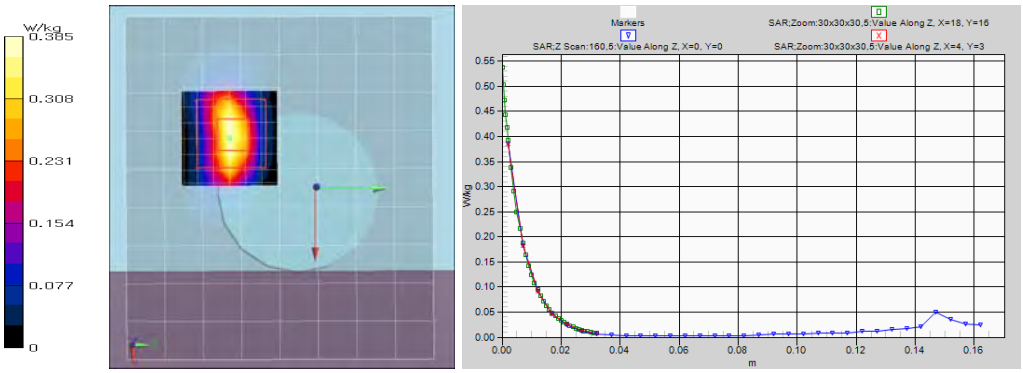

Remarks: *. Date tested: 2019/07/26; Tested by: Hiroshi Naka; Tested place:No.7 shielded room,
*. liquid depth: 150 mm; Position: distance of EUT to phantom: 0 mm (2 mm to liquid); ambient: (22~24) deg.C. / (50~60) %RH,
*. liquid temperature: 22.4(start)/22.4(end)/22.3(in check) deg.C.; *.White cubic: zoom scan area, Red cubic: big=SAR(10g)/small=SAR(1g)

Plot 1a-5: (2.4GHz band, body) OFDM; Back & touch, 11g(6Mbps), 2437 MHz
EUT: Wireless LAN module (in Flat Panel Detector); Type: BM72065 (WM5A15); Serial: f48139ff8b6d (19MED-0124)
Mode: 11g(6Mbps, OFDM) (UID: 0, Wi-fi_2.4GHz (0), Frame Length in ms: 0; PAR: 0; PMF: 1); **Frequency: 24637 MHz; Crest Factor: 1.0**
Medium: M2450(1907); Medium parameters used: f = 2437 MHz; σ = 1.985 S/m; ε_r = 50.63; ρ = 1000 kg/m^3
Measurement Standard: DASY5 (IEEE/IEC/ANSI C63.19-2007)

DASY Configuration: -Electronics: DAE4 Sn626; Calibrated: 2018/10/15 / -Phantom: ELI v4.0; Type: QDOVA001BA; Serial: 1059; Phantom section: Flat Section -DASY52 52.10.2(1495); SEMCAD X 14.6.12(7450) / -Probe: EX3DV4 - SN3907; ConvF(7.37, 7.37, 7.37) @ 2437 MHz; Calibrated: 2019/06/19
-Sensor-Surface: 2mm (Mechanical Surface Detection (Locations From Previous Scan Used)), Sensor-Surface: 2mm (Mechanical Surface Detection), z = 1.0, 31.0

back,touch/24b4,2437,back&d0,g(6m)/
Area:108x96,12 (10x9x1): Measurement grid: dx=12mm, dy=12mm; Maximum value of SAR (measured) = 0.284 W/kg
Area:108x96,12 (91x81x1): Interpolated grid: dx=1.200 mm, dy=1.200 mm; Maximum value of SAR (interpolated) = 0.356 W/kg

Zoom:30x30x30,5 (7x7x7)/Cube 0: Measurement grid: dx=5mm, dy=5mm, dz=5mm;
Reference Value = 13.22 V/m; Power Drift = -0.05 dB; Maximum value of SAR (measured) = 0.341 W/kg; Peak SAR (extrapolated) = 0.472 W/kg
SAR(1 g) = 0.210 W/kg; SAR(10 g) = 0.085 W/kg

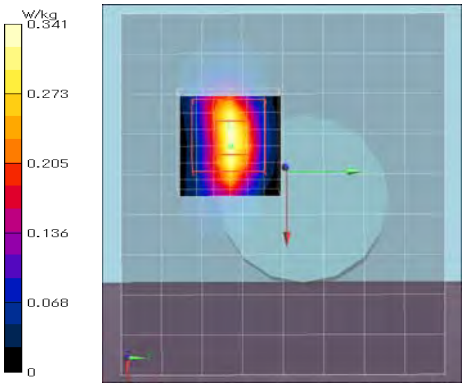

Remarks: *. Date tested: 2019/07/26; Tested by: Hiroshi Naka; Tested place:No.7 shielded room,
*. liquid depth: 150 mm; Position: distance of EUT to phantom: 0 mm (2 mm to liquid); ambient: (22~24) deg.C. / (50~60) %RH,
*. liquid temperature: 22.3(start)/22.3(end)/22.3(in check) deg.C.; *.White cubic: zoom scan area, Red cubic: big=SAR(10g)/small=SAR(1g)

APPENDIX 2: SAR Measurement data (cont'd)
SAR plots of other SAR test conditions

Plot 1a-6: (2.4GHz band, body) OFDM; Back & touch, 11g(6Mbps), 2462 MHz

EUT: Wireless LAN module (in Flat Panel Detector); Type: BM72065 (WM5A15); Serial: f48139ff8b6d (19MED-0124)

Mode: 11g(6Mbps, OFDM) (UID: 0, Wi-fi_2.4GHz (0), Frame Length in ms: 0; PAR: 0; PMF: 1); **Frequency: 2462 MHz; Crest Factor: 1.0**

Medium: M2450(1907); Medium parameters used: f = 2462 MHz; σ = 2.018 S/m; ε_r = 50.54; ρ = 1000 kg/m^3

Measurement Standard: DASY5 (IEEE/IEC/ANSI C63.19-2007)

DASY Configuration: -Electronics: DAE4 Sn626; Calibrated: 2018/10/15 / -Phantom: ELI v4.0; Type: QDOVA001BA; Serial: 1059; Phantom section: Flat Section -DASY52 52.10.2(1495); SEMCAD X 14.6.12(7450) / -Probe: EX3DV4 - SN3907; ConvF(7.37, 7.37, 7.37) @ 2462 MHz; Calibrated: 2019/06/19 -Sensor-Surface: 2mm (Mechanical Surface Detection (Locations From Previous Scan Used)), Sensor-Surface: 2mm (Mechanical Surface Detection), z = 1.0, 31.0

back,touch/24b9,2462,back&d0,g(6m)/
Area:108x96,12 (10x9x1): Measurement grid: dx=12mm, dy=12mm; Maximum value of SAR (measured) = 0.193 W/kg
Area:108x96,12 (91x81x1): Interpolated grid: dx=1.200 mm, dy=1.200 mm; Maximum value of SAR (interpolated) = 0.275 W/kg

Zoom:30x30x30,5 (7x7x7)/Cube 0: Measurement grid: dx=5mm, dy=5mm, dz=5mm;
Reference Value = 11.44 V/m; Power Drift = -0.06 dB; Maximum value of SAR (measured) = 0.256 W/kg; Peak SAR (extrapolated) = 0.354 W/kg

SAR(1 g) = 0.158 W/kg; SAR(10 g) = 0.064 W/kg

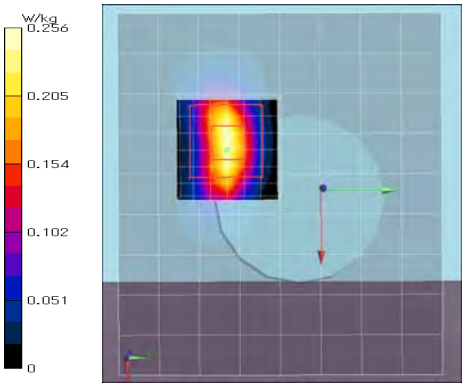

Remarks: *. Date tested: 2019/07/26; Tested by: Hiroshi Naka; Tested place:No.7 shielded room,
*. liquid depth: 150 mm; Position: distance of EUT to phantom: 0 mm (2 mm to liquid); ambient: (22~24) deg.C. / (50~60) %RH,
*. liquid temperature: 22.4(start)/22.4(end)/22.3(in check) deg.C.; *.White cubic: zoom scan area, Red cubic: big=SAR(10g)/small=SAR(1g)

Plot 1a-7: (2.4GHz band, body) OFDM; Back & touch, 11n(20HT)(MCS0), 2412 MHz

EUT: Wireless LAN module (in Flat Panel Detector); Type: BM72065 (WM5A15); Serial: f48139ff8b6d (19MED-0124)

Mode: n20(MCS0, OFDM) (UID: 0, Wi-fi_2.4GHz (0), Frame Length in ms: 0; PAR: 0; PMF: 1); **Frequency: 2412 MHz; Crest Factor: 1.0**

Medium: M2450(1907); Medium parameters used: f = 2412 MHz; σ = 1.952 S/m; ε_r = 50.74; ρ = 1000 kg/m^3

Measurement Standard: DASY5 (IEEE/IEC/ANSI C63.19-2007)

DASY Configuration: -Electronics: DAE4 Sn626; Calibrated: 2018/10/15 / -Phantom: ELI v4.0; Type: QDOVA001BA; Serial: 1059; Phantom section: Flat Section -DASY52 52.10.2(1495); SEMCAD X 14.6.12(7450) / -Probe: EX3DV4 - SN3907; ConvF(7.37, 7.37, 7.37) @ 2412 MHz; Calibrated: 2019/06/19 -Sensor-Surface: 2mm (Mechanical Surface Detection (Locations From Previous Scan Used)), Sensor-Surface: 2mm (Mechanical Surface Detection), z = 1.0, 31.0, 161.0

back,touch/24b8,2412,back&d0,n20(m0)/
Area:108x96,12 (10x9x1): Measurement grid: dx=12mm, dy=12mm; Maximum value of SAR (measured) = 0.327 W/kg
Area:108x96,12 (91x81x1): Interpolated grid: dx=1.200 mm, dy=1.200 mm; Maximum value of SAR (interpolated) = 0.400 W/kg
Z Scan:160,5 (1x1x33): Measurement grid: dx=20mm, dy=20mm, dz=5mm; Maximum value of SAR (measured) = 0.388 W/kg

Zoom:30x30x30,5 (7x7x7)/Cube 0: Measurement grid: dx=5mm, dy=5mm, dz=5mm;
Reference Value = 14.25 V/m; Power Drift = -0.03 dB; Maximum value of SAR (measured) = 0.389 W/kg; Peak SAR (extrapolated) = 0.542 W/kg

SAR(1 g) = 0.242 W/kg; SAR(10 g) = 0.097 W/kg

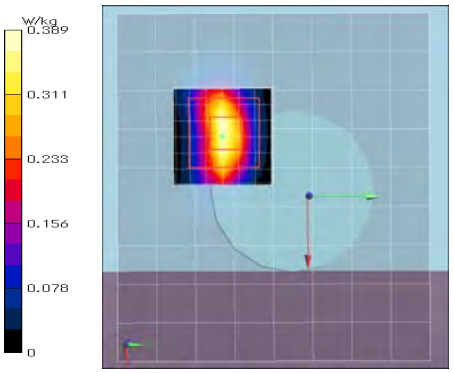

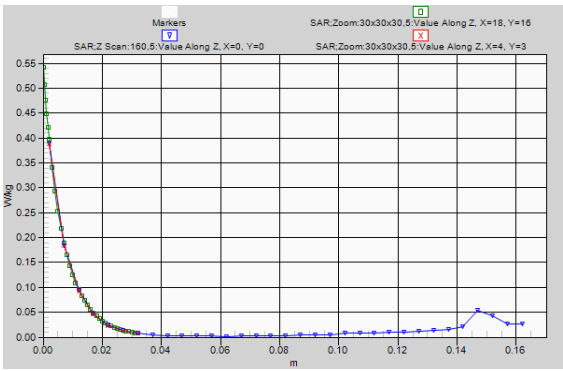

Remarks: *. Date tested: 2019/07/26; Tested by: Hiroshi Naka; Tested place:No.7 shielded room,
*. liquid depth: 150 mm; Position: distance of EUT to phantom: 0 mm (2 mm to liquid); ambient: (22~24) deg.C. / (50~60) %RH,
*. liquid temperature: 22.4(start)/22.4(end)/22.3(in check) deg.C.; *.White cubic: zoom scan area, Red cubic: big=SAR(10g)/small=SAR(1g)

APPENDIX 2: SAR Measurement data (cont'd)
SAR plots of other SAR test conditions

Plot 1a-8: (2.4GHz band, body) OFDM; Back & touch, 11n(20HT)(MCS0), 2437 MHz
EUT: Wireless LAN module (in Flat Panel Detector); Type: BM72065 (WM5A15); Serial: f48139ff8b6d (19MED-0124)
Mode: n20(MCS0, OFDM) (UID: 0, Wi-fi_2.4GHz (0), Frame Length in ms: 0; PAR: 0; PMF: 1); **Frequency: 2437 MHz; Crest Factor: 1.0**
Medium: M2450(1907); Medium parameters used: f = 2437 MHz; σ = 1.985 S/m; ε_r = 50.63; ρ = 1000 kg/m^3
Measurement Standard: DASY5 (IEEE/IEC/ANSI C63.19-2007)

DASY Configuration: -Electronics: DAE4 Sn626; Calibrated: 2018/10/15 / -Phantom: ELI v4.0; Type: QDOVA001BA; Serial: 1059; Phantom section: Flat Section -DASY52 52.10.2(1495); SEMCAD X 14.6.12(7450) / -Probe: EX3DV4 - SN3907; ConvF(7.37, 7.37, 7.37) @ 2437 MHz; Calibrated: 2019/06/19
-Sensor-Surface: 2mm (Mechanical Surface Detection (Locations From Previous Scan Used)), Sensor-Surface: 2mm (Mechanical Surface Detection), z = 1.0, 31.0

back,touch/24b5,2437,back&d0,n20(m0)/
Area:108x96,12 (10x9x1): Measurement grid: dx=12mm, dy=12mm; Maximum value of SAR (measured) = 0.285 W/kg
Area:108x96,12 (91x81x1): Interpolated grid: dx=1.200 mm, dy=1.200 mm; Maximum value of SAR (interpolated) = 0.469 W/kg

Zoom:30x30x30,5 (7x7x7)/Cube 0: Measurement grid: dx=5mm, dy=5mm, dz=5mm;
Reference Value = 13.23 V/m; Power Drift = -0.04 dB; Maximum value of SAR (measured) = 0.338 W/kg; Peak SAR (extrapolated) = 0.471 W/kg
SAR(1 g) = 0.211 W/kg; SAR(10 g) = 0.085 W/kg

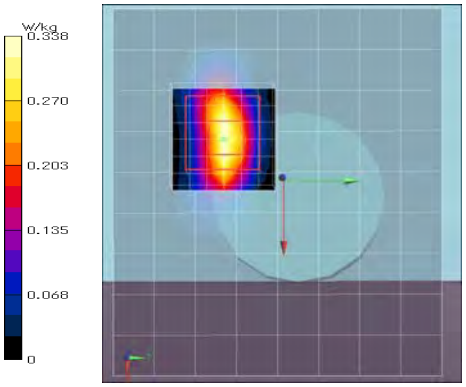

Remarks: *. Date tested: 2019/07/26; Tested by: Hiroshi Naka; Tested place:No.7 shielded room,
*. liquid depth: 150 mm; Position: distance of EUT to phantom: 0 mm (2 mm to liquid); ambient: (22~24) deg.C. / (50~60) %RH,
*. liquid temperature: 22.3(start)/22.3(end)/22.3(in check) deg.C.; *.White cubic: zoom scan area, Red cubic: big=SAR(10g)/small=SAR(1g)

Plot 1a-9: (2.4GHz band, body) OFDM; Back & touch, 11n(20HT)(MCS0), 2462 MHz
EUT: Wireless LAN module (in Flat Panel Detector); Type: BM72065 (WM5A15); Serial: f48139ff8b6d (19MED-0124)
Mode: n20(MCS0, OFDM) (UID: 0, Wi-fi_2.4GHz (0), Frame Length in ms: 0; PAR: 0; PMF: 1); **Frequency: 2462 MHz; Crest Factor: 1.0**
Medium: M2450(1907); Medium parameters used: f = 2462 MHz; σ = 2.018 S/m; ε_r = 50.54; ρ = 1000 kg/m^3
Measurement Standard: DASY5 (IEEE/IEC/ANSI C63.19-2007)

DASY Configuration: -Electronics: DAE4 Sn626; Calibrated: 2018/10/15 / -Phantom: ELI v4.0; Type: QDOVA001BA; Serial: 1059; Phantom section: Flat Section -DASY52 52.10.2(1495); SEMCAD X 14.6.12(7450) / -Probe: EX3DV4 - SN3907; ConvF(7.37, 7.37, 7.37) @ 2462 MHz; Calibrated: 2019/06/19
-Sensor-Surface: 2mm (Mechanical Surface Detection (Locations From Previous Scan Used)), Sensor-Surface: 2mm (Mechanical Surface Detection), z = 1.0, 31.0

back,touch/24b10,2462,back&d0,n20(m0)/
Area:108x96,12 (10x9x1): Measurement grid: dx=12mm, dy=12mm; Maximum value of SAR (measured) = 0.189 W/kg
Area:108x96,12 (91x81x1): Interpolated grid: dx=1.200 mm, dy=1.200 mm; Maximum value of SAR (interpolated) = 0.263 W/kg

Zoom:30x30x30,5 (7x7x7)/Cube 0: Measurement grid: dx=5mm, dy=5mm, dz=5mm;
Reference Value = 11.38 V/m; Power Drift = -0.01 dB; Maximum value of SAR (measured) = 0.256 W/kg; Peak SAR (extrapolated) = 0.356 W/kg
SAR(1 g) = 0.158 W/kg; SAR(10 g) = 0.064 W/kg

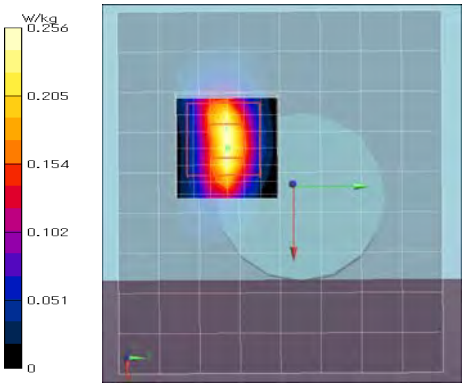

Remarks: *. Date tested: 2019/07/26; Tested by: Hiroshi Naka; Tested place:No.7 shielded room,
*. liquid depth: 150 mm; Position: distance of EUT to phantom: 0 mm (2 mm to liquid); ambient: (22~24) deg.C. / (50~60) %RH,
*. liquid temperature: 22.4(start)/22.4(end)/22.3(in check) deg.C.; *.White cubic: zoom scan area, Red cubic: big=SAR(10g)/small=SAR(1g)

APPENDIX 2: SAR Measurement data (cont'd)
SAR plots of other SAR test conditions

Plot 1a-10: (2.4GHz band, body) OFDM; Back & touch, 11n(40HT)(MCS0), 2437 MHz
EUT: Wireless LAN module (in Flat Panel Detector); Type: BM72065 (WM5A15); Serial: f48139ff8b6d (19MED-0124)
Mode: n40(MCS0, OFDM) (UID: 0, Wi-fi_2.4GHz (0), Frame Length in ms: 0; PAR: 0; PMF: 1); **Frequency: 2437 MHz; Crest Factor: 1.0**
Medium: M2450(1907); Medium parameters used: f = 2437 MHz; σ = 1.985 S/m; ε_r = 50.63; ρ = 1000 kg/m^3
Measurement Standard: DASY5 (IEEE/IEC/ANSI C63.19-2007)

DASY Configuration: -Electronics: DAE4 Sn626; Calibrated: 2018/10/15 / -Phantom: ELI v4.0; Type: QDOVA001BA; Serial: 1059; Phantom section: Flat Section -DASY52 52.10.2(1495); SEMCAD X 14.6.12(7450) / -Probe: EX3DV4 - SN3907; ConvF(7.37, 7.37, 7.37) @ 2437 MHz; Calibrated: 2019/06/19
-Sensor-Surface: 2mm (Mechanical Surface Detection (Locations From Previous Scan Used)), Sensor-Surface: 2mm (Mechanical Surface Detection), z = 1.0, 31.0

back,touch/24b6,2437,back&d0,n40(m0)/
Area:108x96,12 (10x9x1): Measurement grid: dx=12mm, dy=12mm; Maximum value of SAR (measured) = 0.255 W/kg
Area:108x96,12 (91x81x1): Interpolated grid: dx=1.200 mm, dy=1.200 mm; Maximum value of SAR (interpolated) = 0.314 W/kg

Zoom:30x30x30,5 (7x7x7)/Cube 0: Measurement grid: dx=5mm, dy=5mm, dz=5mm;
Reference Value = 12.44 V/m; Power Drift = -0.03 dB; Maximum value of SAR (measured) = 0.304 W/kg; Peak SAR (extrapolated) = 0.422 W/kg
SAR(1 g) = 0.188 W/kg; SAR(10 g) = 0.076 W/kg

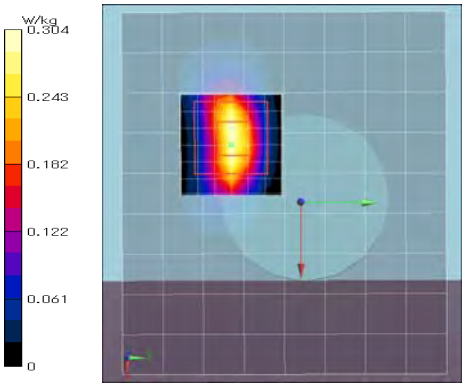

Remarks: *. Date tested: 2019/07/26; Tested by: Hiroshi Naka; Tested place:No.7 shielded room,
*. liquid depth: 150 mm; Position: distance of EUT to phantom: 0 mm (2 mm to liquid); ambient: (22~24) deg.C. / (50~60) %RH,
*. liquid temperature: 22.3(start)/22.4(end)/22.3(in check) deg.C.; *.White cubic: zoom scan area, Red cubic: big=SAR(10g)/small=SAR(1g)

Plot 1a-11: (2.4GHz band, body) DSSS; Front & touch, 11b(1Mbps), 2437 MHz
EUT: Wireless LAN module (in Flat Panel Detector); Type: BM72065 (WM5A15); Serial: f48139ff8b6d (19MED-0124)
Mode: 11b(1Mbps, DSSS) (UID: 0, Wi-fi_2.4GHz (0), Frame Length in ms: 0; PAR: 0; PMF: 1); **Frequency: 2437 MHz; Crest Factor: 1.0**
Medium: M2450(1907); Medium parameters used: f = 2437 MHz; σ = 1.985 S/m; ε_r = 50.63; ρ = 1000 kg/m^3
Measurement Standard: DASY5 (IEEE/IEC/ANSI C63.19-2007)

DASY Configuration: -Electronics: DAE4 Sn626; Calibrated: 2018/10/15 / -Phantom: ELI v4.0; Type: QDOVA001BA; Serial: 1059; Phantom section: Flat Section -DASY52 52.10.2(1495); SEMCAD X 14.6.12(7450) / -Probe: EX3DV4 - SN3907; ConvF(7.37, 7.37, 7.37) @ 2437 MHz; Calibrated: 2019/06/19
-Sensor-Surface: 2mm (Mechanical Surface Detection), z = 1.0, 31.0

side&front,touch/24b11,2437,frt&d0,b(1m)/
Area1:108x120,12 (10x11x1): Measurement grid: dx=12mm, dy=12mm; Maximum value of SAR (measured) = 0.00338 W/kg
Area1:108x120,12 (91x101x1): Interpolated grid: dx=1.200 mm, dy=1.200 mm; Maximum value of SAR (interpolated) = 0.00875 W/kg

Zoom:30x30x30,5 (8x8x7)/Cube 0: Measurement grid: dx=5mm, dy=5mm, dz=5mm;
Reference Value = 1.006 V/m; Power Drift = 0.20 dB; Maximum value of SAR (measured) = 0.00459 W/kg; Peak SAR (extrapolated) = 0.00492 W/kg
SAR(1 g) = 0.00332 W/kg; SAR(10 g) = 0.00251 W/kg

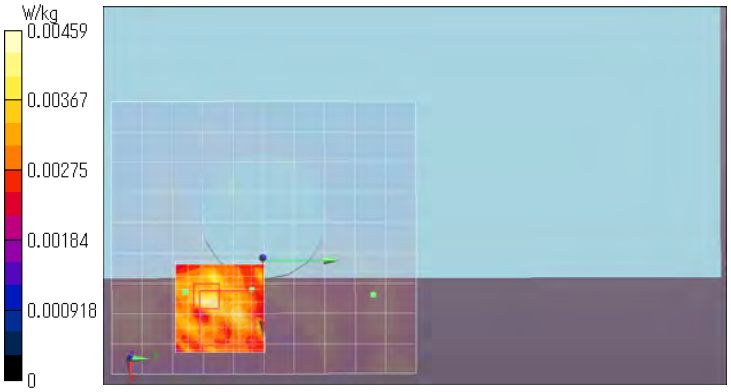

Remarks: *. Date tested: 2019/07/26; Tested by: Hiroshi Naka; Tested place:No.7 shielded room,
*. liquid depth: 150 mm; Position: distance of EUT to phantom: 0 mm (2 mm to liquid); ambient: (22~24) deg.C. / (50~60) %RH,
*. liquid temperature: 22.4(start)/22.3(end)/22.3(in check) deg.C.; *.White cubic: zoom scan area, Red cubic: big=SAR(10g)/small=SAR(1g)

APPENDIX 2: SAR Measurement data (cont'd)
SAR plots of other SAR test conditions

Plot 1a-12: (2.4GHz band, body) DSSS; Right & touch, 11b(1Mbps), 2437 MHz
EUT: Wireless LAN module (in Flat Panel Detector); Type: BM72065 (WM5A15); Serial: f48139ff8b6d (19MED-0124)
Mode: 11b(1Mbps, DSSS) (UID: 0, Wi-fi_2.4GHz (0), Frame Length in ms: 0; PAR: 0; PMF: 1); **Frequency: 2437 MHz; Crest Factor: 1.0**
Medium: M2450(1907); Medium parameters used: f = 2437 MHz; σ = 1.985 S/m; ε_r = 50.63; ρ = 1000 kg/m^3
Measurement Standard: DASY5 (IEEE/IEC/ANSI C63.19-2007)

DASY Configuration: -Electronics: DAE4 Sn626; Calibrated: 2018/10/15 / -Phantom: ELI v4.0; Type: QDOVA001BA; Serial: 1059; Phantom section: Flat Section -DASY52 52.10.2(1495); SEMCAD X 14.6.12(7450) / -Probe: EX3DV4 - SN3907; ConvF(7.37, 7.37, 7.37) @ 2437 MHz; Calibrated: 2019/06/19 -Sensor-Surface: 2mm (Mechanical Surface Detection), z = 1.0, 31.0

side&front,touch/24b12,2437,ant-side&touch,b(1m)/
Area:120x72,12 (11x7x1): Measurement grid: dx=12mm, dy=12mm; Maximum value of SAR (measured) = 0.0110 W/kg
Area:120x72,12 (101x61x1): Interpolated grid: dx=1.200 mm, dy=1.200 mm; Maximum value of SAR (interpolated) = 0.0237 W/kg

Zoom:30x30x30,5 (8x7x7)/Cube 0: Measurement grid: dx=5mm, dy=5mm, dz=5mm;
Reference Value = 2.407 V/m; Power Drift = -0.19 dB; Maximum value of SAR (measured) = 0.0122 W/kg; Peak SAR (extrapolated) = 0.0170 W/kg
SAR(1 g) = 0.00773 W/kg; SAR(10 g) = 0.00369 W/kg

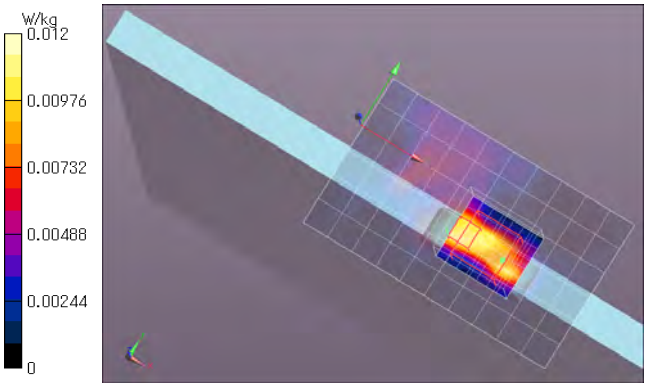

Remarks: *. Date tested: 2019/07/26; Tested by: Hiroshi Naka; Tested place:No.7 shielded room,
*. liquid depth: 150 mm; Position: distance of EUT to phantom: 0 mm (2 mm to liquid); ambient: (22~24) deg.C. / (50~60) %RH,
*. liquid temperature: 22.3(start)/22.3(end)/22.3(in check) deg.C.; *.White cubic: zoom scan area, Red cubic: big=SAR(10g)/small=SAR(1g)

Plot 1b-2: (2.4GHz band, head) DSSS; Back & touch, 11b(1Mbps), 2437 MHz
EUT: Wireless LAN module (in Flat Panel Detector); Type: BM72065 (WM5A15); Serial: f48139ff8b6d (19MED-0124)
Mode: 11b(1Mbps, DSSS) (UID: 0, Wi-fi_2.4GHz (0), Frame Length in ms: 0; PAR: 0; PMF: 1); **Frequency: 2437 MHz; Crest Factor: 1.0**
Medium: HSL2450(1907); Medium parameters used: f = 2437 MHz; σ = 1.84 S/m; ε_r = 37.79; ρ = 1000 kg/m^3
Measurement Standard: DASY5 (IEEE/IEC/ANSI C63.19-2007)

DASY Configuration: -Electronics: DAE4 Sn626; Calibrated: 2018/10/15 / -Phantom: ELI v4.0; Type: QDOVA001BA; Serial: 1059; Phantom section: Flat Section -DASY52 52.10.2(1495); SEMCAD X 14.6.12(7450) / -Probe: EX3DV4 - SN3907; ConvF(7.23, 7.23, 7.23) @ 2437 MHz; Calibrated: 2019/06/19 -Sensor-Surface: 2mm (Mechanical Surface Detection (Locations From Previous Scan Used)), Sensor-Surface: 2mm (Mechanical Surface Detection), z = 1.0, 31.0

back,touch/24h2,2437,back&d0,b(1m)/
Area:108x96,12 (10x9x1): Measurement grid: dx=12mm, dy=12mm; Maximum value of SAR (measured) = 0.275 W/kg
Area:108x96,12 (91x81x1): Interpolated grid: dx=1.200 mm, dy=1.200 mm; Maximum value of SAR (interpolated) = 0.359 W/kg

Zoom:30x30x30,5 (7x7x7)/Cube 0: Measurement grid: dx=5mm, dy=5mm, dz=5mm;
Reference Value = 13.56 V/m; Power Drift = -0.05 dB; Maximum value of SAR (measured) = 0.325 W/kg; Peak SAR (extrapolated) = 0.462 W/kg
SAR(1 g) = 0.199 W/kg; SAR(10 g) = 0.080 W/kg

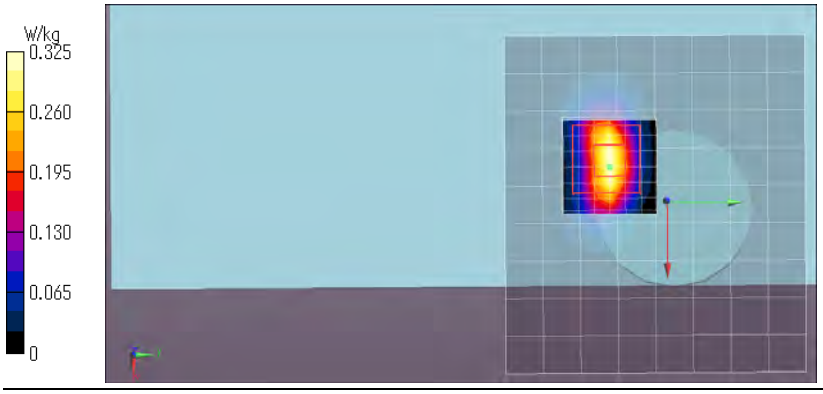

Remarks: *. Date tested: 2019/07/25; Tested by: Hiroshi Naka; Tested place:No.7 shielded room,
*. liquid depth: 150 mm; Position: distance of EUT to phantom: 0 mm (2 mm to liquid); ambient: (24~25) deg.C. / (50~60) %RH,
*. liquid temperature: 23.9(start)/23.9(end)/24.0(in check) deg.C.; *.White cubic: zoom scan area, Red cubic: big=SAR(10g)/small=SAR(1g)

APPENDIX 2: SAR Measurement data (cont'd)
SAR plots of other SAR test conditions

Plot 1b-3: (2.4GHz band, head) DSSS; Back & touch, 11b(1Mbps), 2462 MHz
EUT: Wireless LAN module (in Flat Panel Detector); Type: BM72065 (WM5A15); Serial: f48139ff8b6d (19MED-0124)
Mode: 11b(1Mbps, DSSS) (UID: 0, Wi-fi_2.4GHz (0), Frame Length in ms: 0; PAR: 0; PMF: 1); **Frequency: 2462 MHz; Crest Factor: 1.0**
Medium: HSL2450(1907); Medium parameters used: f = 2462 MHz; σ = 1.866 S/m; ε_r = 37.69; ρ = 1000 kg/m^3
Measurement Standard: DASY5 (IEEE/IEC/ANSI C63.19-2007)

DASY Configuration: -Electronics: DAE4 Sn626; Calibrated: 2018/10/15 / -Phantom: ELI v4.0; Type: QDOVA001BA; Serial: 1059; Phantom section: Flat Section -DASY52 52.10.2(1495); SEMCAD X 14.6.12(7450) / -Probe: EX3DV4 - SN3907; ConvF(7.23, 7.23, 7.23) @ 2462 MHz; Calibrated: 2019/06/19
-Sensor-Surface: 2mm (Mechanical Surface Detection (Locations From Previous Scan Used)), Sensor-Surface: 2mm (Mechanical Surface Detection), z = 1.0, 31.0

back,touch/24h4,2462,back&d0,b(1m)/
Area:108x96,12 (10x9x1): Measurement grid: dx=12mm, dy=12mm; Maximum value of SAR (measured) = 0.230 W/kg
Area:108x96,12 (91x81x1): Interpolated grid: dx=1.200 mm, dy=1.200 mm; Maximum value of SAR (interpolated) = 0.304 W/kg

Zoom:30x30x30,5 (7x7x7)/Cube 0: Measurement grid: dx=5mm, dy=5mm, dz=5mm;
Reference Value = 13.04 V/m; Power Drift = -0.03 dB; Maximum value of SAR (measured) = 0.308 W/kg; Peak SAR (extrapolated) = 0.438 W/kg
SAR(1 g) = 0.187 W/kg; SAR(10 g) = 0.075 W/kg

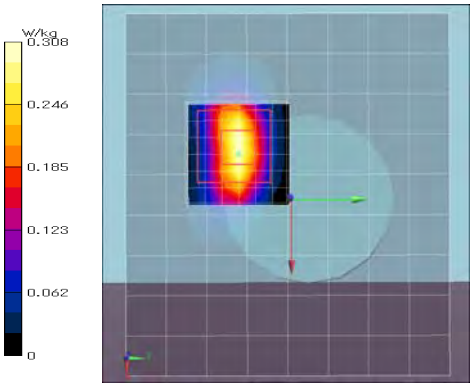

Remarks: *. Date tested: 2019/07/25; Tested by: Hiroshi Naka; Tested place:No.7 shielded room,
*. liquid depth: 150 mm; Position: distance of EUT to phantom: 0 mm (2 mm to liquid); ambient: (24~25) deg.C. / (50~60) %RH,
*. liquid temperature: 23.9(start)/23.9(end)/24.0(in check) deg.C.; *.White cubic: zoom scan area, Red cubic: big=SAR(10g)/small=SAR(1g)

Plot 1b-4: (2.4GHz band, head) OFDM; Back & touch, 11g(6Mbps), 2412 MHz
EUT: Wireless LAN module (in Flat Panel Detector); Type: BM72065 (WM5A15); Serial: f48139ff8b6d (19MED-0124)
Mode: 11g(6Mbps, OFDM) (UID: 0, Wi-fi_2.4GHz (0), Frame Length in ms: 0; PAR: 0; PMF: 1); **Frequency: 2412 MHz; Crest Factor: 1.0**
Medium: HSL2450(1907); Medium parameters used: f = 2412 MHz; σ = 1.809 S/m; ε_r = 37.89; ρ = 1000 kg/m^3
Measurement Standard: DASY5 (IEEE/IEC/ANSI C63.19-2007)

DASY Configuration: -Electronics: DAE4 Sn626; Calibrated: 2018/10/15 / -Phantom: ELI v4.0; Type: QDOVA001BA; Serial: 1059; Phantom section: Flat Section -DASY52 52.10.2(1495); SEMCAD X 14.6.12(7450) / -Probe: EX3DV4 - SN3907; ConvF(7.23, 7.23, 7.23) @ 2412 MHz; Calibrated: 2019/06/19
-Sensor-Surface: 2mm (Mechanical Surface Detection (Locations From Previous Scan Used)), Sensor-Surface: 2mm (Mechanical Surface Detection), z = 1.0, 31.0, 161.0

back,touch/24h9,2412,back&d0,g(6m)/
Area:108x96,12 (10x9x1): Measurement grid: dx=12mm, dy=12mm; Maximum value of SAR (measured) = 0.346 W/kg
Area:108x96,12 (91x81x1): Interpolated grid: dx=1.200 mm, dy=1.200 mm; Maximum value of SAR (interpolated) = 0.456 W/kg
Z Scan:160,5 (1x1x33): Measurement grid: dx=20mm, dy=20mm, dz=5mm; Maximum value of SAR (measured) = 0.410 W/kg

Zoom:30x30x30,5 (7x7x7)/Cube 0: Measurement grid: dx=5mm, dy=5mm, dz=5mm;
Reference Value = 15.36 V/m; Power Drift = -0.03 dB; Maximum value of SAR (measured) = 0.414 W/kg; Peak SAR (extrapolated) = 0.588 W/kg
SAR(1 g) = 0.253 W/kg; SAR(10 g) = 0.101 W/kg

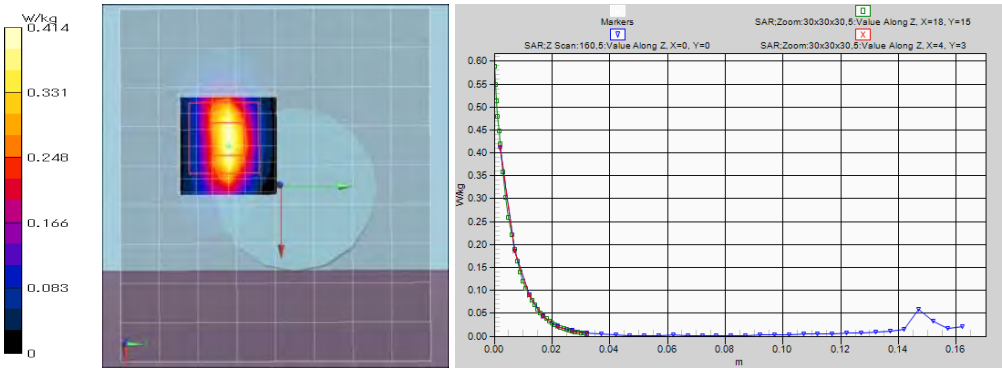

Remarks: *. Date tested: 2019/07/25; Tested by: Hiroshi Naka; Tested place:No.7 shielded room,
*. liquid depth: 150 mm; Position: distance of EUT to phantom: 0 mm (2 mm to liquid); ambient: (24~25) deg.C. / (50~60) %RH,
*. liquid temperature: 24.0(start)/23.9(end)/24.0(in check) deg.C.; *.White cubic: zoom scan area, Red cubic: big=SAR(10g)/small=SAR(1g)

APPENDIX 2: SAR Measurement data (cont'd)
SAR plots of other SAR test conditions

Plot 1b-5: (2.4GHz band, head) OFDM; Back & touch, 11g(6Mbps), 2437 MHz
EUT: Wireless LAN module (in Flat Panel Detector); Type: BM72065 (WM5A15); Serial: f48139ff8b6d (19MED-0124)
Mode: 11g(6Mbps, OFDM) (UID: 0, Wi-fi_2.4GHz (0), Frame Length in ms: 0; PAR: 0; PMF: 1); **Frequency: 2437 MHz; Crest Factor: 1.0**
Medium: HSL2450(1907); Medium parameters used: f = 2437 MHz; σ = 1.84 S/m; ε_r = 37.79; ρ = 1000 kg/m^3
Measurement Standard: DASY5 (IEEE/IEC/ANSI C63.19-2007)

DASY Configuration: -Electronics: DAE4 Sn626; Calibrated: 2018/10/15 / -Phantom: ELI v4.0; Type: QDOVA001BA; Serial: 1059; Phantom section: Flat Section -DASY52 52.10.2(1495); SEMCAD X 14.6.12(7450) / -Probe: EX3DV4 - SN3907; ConvF(7.23, 7.23, 7.23) @ 2437 MHz; Calibrated: 2019/06/19
-Sensor-Surface: 2mm (Mechanical Surface Detection (Locations From Previous Scan Used)), Sensor-Surface: 2mm (Mechanical Surface Detection), z = 1.0, 31.0

back,touch/24h6,2437,back&d0,g(6m)/
Area:108x96,12 (10x9x1): Measurement grid: dx=12mm, dy=12mm; Maximum value of SAR (measured) = 0.274 W/kg
Area:108x96,12 (91x81x1): Interpolated grid: dx=1.200 mm, dy=1.200 mm; Maximum value of SAR (interpolated) = 0.350 W/kg

Zoom:30x30x30,5 (7x7x7)/Cube 0: Measurement grid: dx=5mm, dy=5mm, dz=5mm;
Reference Value = 14.21 V/m; Power Drift = -0.05 dB; Maximum value of SAR (measured) = 0.355 W/kg; Peak SAR (extrapolated) = 0.506 W/kg
SAR(1 g) = 0.218 W/kg; SAR(10 g) = 0.087 W/kg

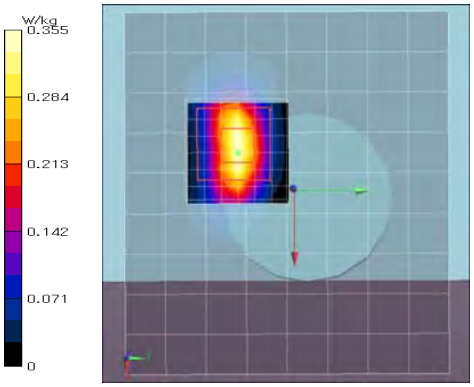

Remarks: *. Date tested: 2019/07/25; Tested by: Hiroshi Naka; Tested place:No.7 shielded room,
*. liquid depth: 150 mm; Position: distance of EUT to phantom: 0 mm (2 mm to liquid); ambient: (24~25) deg.C. / (50~60) %RH,
*. liquid temperature: 23.9(start)/23.9(end)/24.0(in check) deg.C.; *.White cubic: zoom scan area, Red cubic: big=SAR(10g)/small=SAR(1g)

Plot 1b-6: (2.4GHz band, head) OFDM; Back & touch, 11g(6Mbps), 2462 MHz
EUT: Wireless LAN module (in Flat Panel Detector); Type: BM72065 (WM5A15); Serial: f48139ff8b6d (19MED-0124)
Mode: 11g(6Mbps, OFDM) (UID: 0, Wi-fi_2.4GHz (0), Frame Length in ms: 0; PAR: 0; PMF: 1); **Frequency: 2462 MHz; Crest Factor: 1.0**
Medium: HSL2450(1907); Medium parameters used: f = 2462 MHz; σ = 1.866 S/m; ε_r = 37.69; ρ = 1000 kg/m^3
Measurement Standard: DASY5 (IEEE/IEC/ANSI C63.19-2007)

DASY Configuration: -Electronics: DAE4 Sn626; Calibrated: 2018/10/15 / -Phantom: ELI v4.0; Type: QDOVA001BA; Serial: 1059; Phantom section: Flat Section -DASY52 52.10.2(1495); SEMCAD X 14.6.12(7450) / -Probe: EX3DV4 - SN3907; ConvF(7.23, 7.23, 7.23) @ 2462 MHz; Calibrated: 2019/06/19
-Sensor-Surface: 2mm (Mechanical Surface Detection (Locations From Previous Scan Used)), Sensor-Surface: 2mm (Mechanical Surface Detection), z = 1.0, 31.0

back,touch/24h14,2462,back&d0,g(6m)/
Area:108x96,12 (10x9x1): Measurement grid: dx=12mm, dy=12mm; Maximum value of SAR (measured) = 0.269 W/kg
Area:108x96,12 (91x81x1): Interpolated grid: dx=1.200 mm, dy=1.200 mm; Maximum value of SAR (interpolated) = 0.318 W/kg

Zoom:30x30x30,5 (7x7x7)/Cube 0: Measurement grid: dx=5mm, dy=5mm, dz=5mm;
Reference Value = 12.15 V/m; Power Drift = -0.03 dB; Maximum value of SAR (measured) = 0.268 W/kg; Peak SAR (extrapolated) = 0.384 W/kg
SAR(1 g) = 0.164 W/kg; SAR(10 g) = 0.066 W/kg

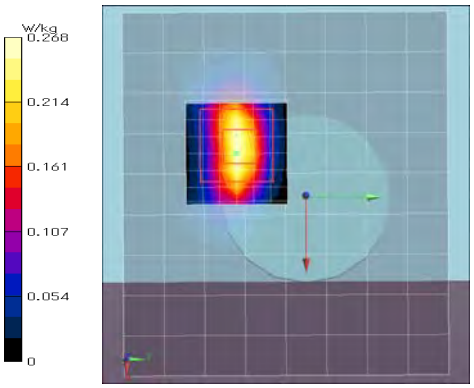

Remarks: *. Date tested: 2019/07/25; Tested by: Hiroshi Naka; Tested place:No.7 shielded room,
*. liquid depth: 150 mm; Position: distance of EUT to phantom: 0 mm (2 mm to liquid); ambient: (24~25) deg.C. / (50~60) %RH,
*. liquid temperature: 23.9(start)/23.9(end)/24.0(in check) deg.C.; *.White cubic: zoom scan area, Red cubic: big=SAR(10g)/small=SAR(1g)

APPENDIX 2: SAR Measurement data (cont'd)
SAR plots of other SAR test conditions

Plot 1b-7: (2.4GHz band, head) OFDM; Back & touch, 11n(20HT)(MCS0), 2412 MHz
EUT: Wireless LAN module (in Flat Panel Detector); Type: BM72065 (WM5A15); Serial: f48139ff8b6d (19MED-0124)
Mode: n20(MCS0, OFDM) (UID: 0, Wi-fi_2.4GHz (0), Frame Length in ms: 0; PAR: 0; PMF: 1); **Frequency: 2412 MHz; Crest Factor: 1.0**
Medium: HSL2450(1907); Medium parameters used: f = 2412 MHz; σ = 1.809 S/m; ε_r = 37.89; ρ = 1000 kg/m^3
Measurement Standard: DASY5 (IEEE/IEC/ANSI C63.19-2007)

DASY Configuration: -Electronics: DAE4 Sn626; Calibrated: 2018/10/15 / -Phantom: ELI v4.0; Type: QDOVA001BA; Serial: 1059; Phantom section: Flat Section -DASY52 52.10.2(1495); SEMCAD X 14.6.12(7450) / -Probe: EX3DV4 - SN3907; ConvF(7.23, 7.23, 7.23) @ 2412 MHz; Calibrated: 2019/06/19
-Sensor-Surface: 2mm (Mechanical Surface Detection (Locations From Previous Scan Used)), Sensor-Surface: 2mm (Mechanical Surface Detection), z = 1.0, 31.0, 161.0

back,touch/24h16re10,2412,back&d0,n20(m0)/
Area:108x96,12 (10x9x1): Measurement grid: dx=12mm, dy=12mm; Maximum value of SAR (measured) = 0.362 W/kg
Area:108x96,12 (91x81x1): Interpolated grid: dx=1.200 mm, dy=1.200 mm; Maximum value of SAR (interpolated) = 0.433 W/kg
Z Scan:160,5 (1x1x33): Measurement grid: dx=20mm, dy=20mm, dz=5mm; Maximum value of SAR (measured) = 0.407 W/kg

Zoom:30x30x30,5 (7x7x7)/Cube 0: Measurement grid: dx=5mm, dy=5mm, dz=5mm;
Reference Value = 15.23 V/m; Power Drift = -0.03 dB; Maximum value of SAR (measured) = 0.407 W/kg; Peak SAR (extrapolated) = 0.581 W/kg
SAR(1 g) = 0.251 W/kg; SAR(10 g) = 0.100 W/kg

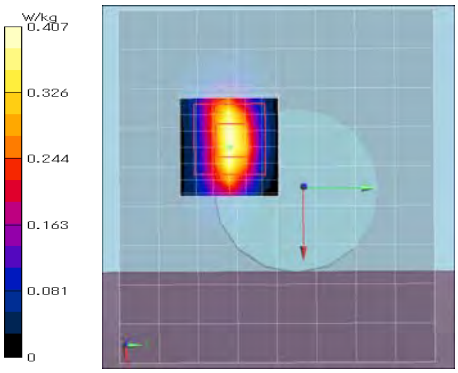

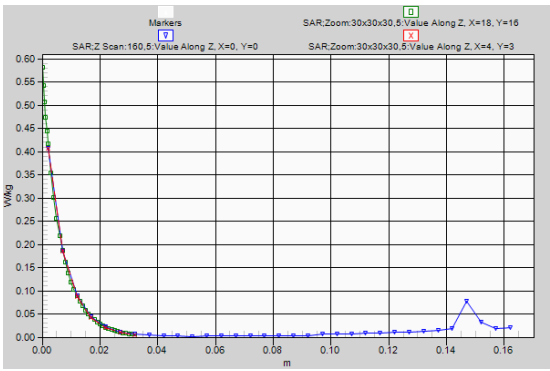

Remarks: *. Date tested: 2019/07/25; Tested by: Hiroshi Naka; Tested place:No.7 shielded room,
*. liquid depth: 150 mm; Position: distance of EUT to phantom: 0 mm (2 mm to liquid); ambient: (24~25) deg.C. / (50~60) %RH,
*. liquid temperature: 23.9(start)/24.0(end)/24.0(in check) deg.C.; *.White cubic: zoom scan area, Red cubic: big=SAR(10g)/small=SAR(1g)

Plot 1b-8: (2.4GHz band, head) OFDM; Back & touch, 11n(20HT)(MCS0), 2437 MHz
EUT: Wireless LAN module (in Flat Panel Detector); Type: BM72065 (WM5A15); Serial: f48139ff8b6d (19MED-0124)
Mode: n20(MCS0, OFDM) (UID: 0, Wi-fi_2.4GHz (0), Frame Length in ms: 0; PAR: 0; PMF: 1); **Frequency: 2437 MHz; Crest Factor: 1.0**
Medium: HSL2450(1907); Medium parameters used: f = 2437 MHz; σ = 1.84 S/m; ε_r = 37.79; ρ = 1000 kg/m^3
Measurement Standard: DASY5 (IEEE/IEC/ANSI C63.19-2007)

DASY Configuration: -Electronics: DAE4 Sn626; Calibrated: 2018/10/15 / -Phantom: ELI v4.0; Type: QDOVA001BA; Serial: 1059; Phantom section: Flat Section -DASY52 52.10.2(1495); SEMCAD X 14.6.12(7450) / -Probe: EX3DV4 - SN3907; ConvF(7.23, 7.23, 7.23) @ 2437 MHz; Calibrated: 2019/06/19
-Sensor-Surface: 2mm (Mechanical Surface Detection (Locations From Previous Scan Used)), Sensor-Surface: 2mm (Mechanical Surface Detection), z = 1.0, 31.0

back,touch/24h7,2437,back&d0,n20(m0)/
Area:108x96,12 (10x9x1): Measurement grid: dx=12mm, dy=12mm; Maximum value of SAR (measured) = 0.302 W/kg
Area:108x96,12 (91x81x1): Interpolated grid: dx=1.200 mm, dy=1.200 mm; Maximum value of SAR (interpolated) = 0.394 W/kg

Zoom:30x30x30,5 (7x7x7)/Cube 0: Measurement grid: dx=5mm, dy=5mm, dz=5mm;
Reference Value = 14.23 V/m; Power Drift = -0.06 dB; Maximum value of SAR (measured) = 0.354 W/kg; Peak SAR (extrapolated) = 0.506 W/kg
SAR(1 g) = 0.218 W/kg; SAR(10 g) = 0.087 W/kg

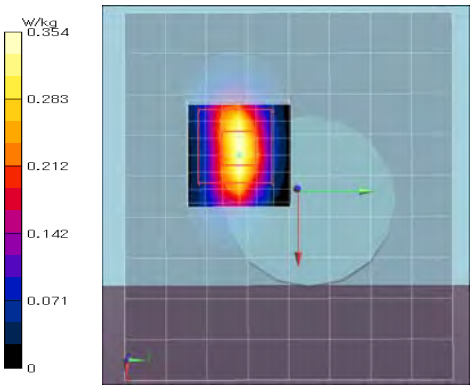

Remarks: *. Date tested: 2019/07/25; Tested by: Hiroshi Naka; Tested place:No.7 shielded room,
*. liquid depth: 150 mm; Position: distance of EUT to phantom: 0 mm (2 mm to liquid); ambient: (24~25) deg.C. / (50~60) %RH,
*. liquid temperature: 23.9(start)/23.9(end)/24.0(in check) deg.C.; *.White cubic: zoom scan area, Red cubic: big=SAR(10g)/small=SAR(1g)

APPENDIX 2: SAR Measurement data (cont'd)
SAR plots of other SAR test conditions

Plot 1b-9: (2.4GHz band, head) OFDM; Back & touch, 11n(20HT)(MCS0), 2462 MHz
EUT: Wireless LAN module (in Flat Panel Detector); Type: BM72065 (WM5A15); Serial: f48139ff8b6d (19MED-0124)
Mode: n20(MCS0, OFDM) (UID: 0, Wi-fi_2.4GHz (0), Frame Length in ms: 0; PAR: 0; PMF: 1); **Frequency: 2462 MHz; Crest Factor: 1.0**
Medium: HSL2450(1907); Medium parameters used: f = 2462 MHz; σ = 1.866 S/m; ε_r = 37.69; ρ = 1000 kg/m^3
Measurement Standard: DASY5 (IEEE/IEC/ANSI C63.19-2007)

DASY Configuration: -Electronics: DAE4 Sn626; Calibrated: 2018/10/15 / -Phantom: ELI v4.0; Type: QDOVA001BA; Serial: 1059; Phantom section: Flat Section -DASY52 52.10.2(1495); SEMCAD X 14.6.12(7450) / -Probe: EX3DV4 - SN3907; ConvF(7.23, 7.23, 7.23) @ 2462 MHz; Calibrated: 2019/06/19
-Sensor-Surface: 2mm (Mechanical Surface Detection (Locations From Previous Scan Used)), Sensor-Surface: 2mm (Mechanical Surface Detection), z = 1.0, 31.0

back,touch/24h15,2462,back&d0,n20(m0)/
Area:108x96,12 (10x9x1): Measurement grid: dx=12mm, dy=12mm; Maximum value of SAR (measured) = 0.267 W/kg
Area:108x96,12 (91x81x1): Interpolated grid: dx=1.200 mm, dy=1.200 mm; Maximum value of SAR (interpolated) = 0.326 W/kg

Zoom:30x30x30,5 (7x7x7)/Cube 0: Measurement grid: dx=5mm, dy=5mm, dz=5mm;
Reference Value = 12.81 V/m; Power Drift = -0.02 dB; Maximum value of SAR (measured) = 0.302 W/kg; Peak SAR (extrapolated) = 0.431 W/kg
SAR(1 g) = 0.184 W/kg; SAR(10 g) = 0.074 W/kg

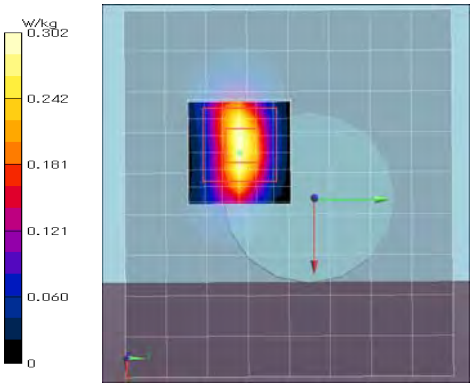

Remarks: *. Date tested: 2019/07/25; Tested by: Hiroshi Naka; Tested place:No.7 shielded room,
*. liquid depth: 150 mm; Position: distance of EUT to phantom: 0 mm (2 mm to liquid); ambient: (24~25) deg.C. / (50~60) %RH,
*. liquid temperature: 23.9(start)/23.9(end)/24.0(in check) deg.C.; *.White cubic: zoom scan area, Red cubic: big=SAR(10g)/small=SAR(1g)

Plot 1b-10: (2.4GHz band, head) OFDM; Back & touch, 11n(40HT)(MCS0), 2437 MHz
EUT: Wireless LAN module (in Flat Panel Detector); Type: BM72065 (WM5A15); Serial: f48139ff8b6d (19MED-0124)
Mode: n40(MCS0, OFDM) (UID: 0, Wi-fi_2.4GHz (0), Frame Length in ms: 0; PAR: 0; PMF: 1); **Frequency: 2437 MHz; Crest Factor: 1.0**
Medium: HSL2450(1907); Medium parameters used: f = 2437 MHz; σ = 1.84 S/m; ε_r = 37.79; ρ = 1000 kg/m^3
Measurement Standard: DASY5 (IEEE/IEC/ANSI C63.19-2007)

DASY Configuration: -Electronics: DAE4 Sn626; Calibrated: 2018/10/15 / -Phantom: ELI v4.0; Type: QDOVA001BA; Serial: 1059; Phantom section: Flat Section -DASY52 52.10.2(1495); SEMCAD X 14.6.12(7450) / -Probe: EX3DV4 - SN3907; ConvF(7.23, 7.23, 7.23) @ 2437 MHz; Calibrated: 2019/06/19
-Sensor-Surface: 2mm (Mechanical Surface Detection (Locations From Previous Scan Used)), Sensor-Surface: 2mm (Mechanical Surface Detection), z = 1.0, 31.0

back,touch/24h8,2437,back&d0,n40(m0)/
Area:108x96,12 (10x9x1): Measurement grid: dx=12mm, dy=12mm; Maximum value of SAR (measured) = 0.242 W/kg
Area:108x96,12 (91x81x1): Interpolated grid: dx=1.200 mm, dy=1.200 mm; Maximum value of SAR (interpolated) = 0.319 W/kg

Zoom:30x30x30,5 (7x7x7)/Cube 0: Measurement grid: dx=5mm, dy=5mm, dz=5mm;
Reference Value = 13.44 V/m; Power Drift = -0.05 dB; Maximum value of SAR (measured) = 0.318 W/kg; Peak SAR (extrapolated) = 0.453 W/kg
SAR(1 g) = 0.195 W/kg; SAR(10 g) = 0.078 W/kg

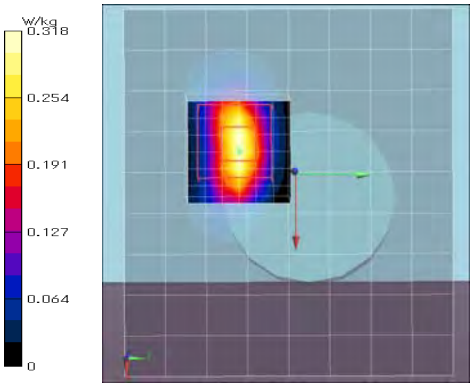

Remarks: *. Date tested: 2019/07/25; Tested by: Hiroshi Naka; Tested place:No.7 shielded room,
*. liquid depth: 150 mm; Position: distance of EUT to phantom: 0 mm (2 mm to liquid); ambient: (24~25) deg.C. / (50~60) %RH,
*. liquid temperature: 23.9(start)/24.0(end)/24.0(in check) deg.C.; *.White cubic: zoom scan area, Red cubic: big=SAR(10g)/small=SAR(1g)

APPENDIX 2: SAR Measurement data (cont'd)
SAR plots of other SAR test conditions

Plot 1b-11: (2.4GHz band, head) DSSS; Front & touch, 11b(1Mbps), 2437 MHz
EUT: Wireless LAN module (in Flat Panel Detector); Type: BM72065 (WM5A15); Serial: f48139ff8b6d (19MED-0124)
Mode: 11b(1Mbps, DSSS) (UID: 0, Wi-fi_2.4GHz (0), Frame Length in ms: 0; PAR: 0; PMF: 1); **Frequency: 2437 MHz; Crest Factor: 1.0**
Medium: HSL2450(1907); Medium parameters used: f = 2437 MHz; σ = 1.84 S/m; ε_r = 37.79 ρ = 1000 kg/m^3
Measurement Standard: DASY5 (IEEE/IEC/ANSI C63.19-2007)

DASY Configuration: -Electronics: DAE4 Sn626; Calibrated: 2018/10/15 / -Phantom: ELI v4.0; Type: QDOVA001BA; Serial: 1059; Phantom section: Flat Section -DASY52 52.10.2(1495); SEMCAD X 14.6.12(7450) / -Probe: EX3DV4 - SN3907; ConvF(7.23, 7.23, 7.23) @ 2437 MHz; Calibrated: 2019/06/19 -Sensor-Surface: 2mm (Mechanical Surface Detection), z = 1.0, 31.0

side&front,touch/24h17,2437,frt&d0,b(1m)/
Area:108x120,12 (10x11x1): Measurement grid: dx=12mm, dy=12mm; Maximum value of SAR (measured) = 0.00278 W/kg
Area:108x120,12 (91x101x1): Interpolated grid: dx=1.200 mm, dy=1.200 mm; Maximum value of SAR (interpolated) = 0.00539 W/kg

Zoom:30x30x30,5 (8x8x7)/Cube 0: Measurement grid: dx=5mm, dy=5mm, dz=5mm;
Reference Value = 1.133 V/m; Power Drift = 0.20 dB; Maximum value of SAR (measured) = 0.00291 W/kg; Peak SAR (extrapolated) = 0.00472 W/kg
SAR(1 g) = 0.0021 W/kg; SAR(10 g) = 0.00136 W/kg

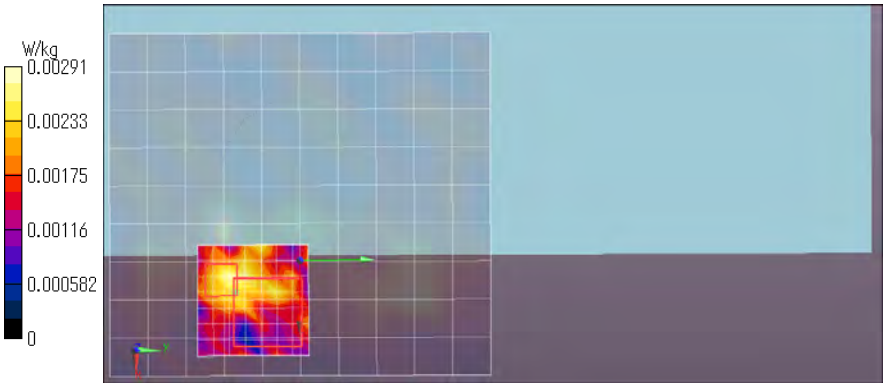

Remarks: *. Date tested: 2019/07/25; Tested by: Hiroshi Naka; Tested place:No.7 shielded room,
*. liquid depth: 150 mm; Position: distance of EUT to phantom: 0 mm (2 mm to liquid); ambient: (24~25) deg.C. / (50~60) %RH,
*. liquid temperature: 24.0(start)/24.0(end)/24.0(in check) deg.C.; *.White cubic: zoom scan area, Red cubic: big=SAR(10g)/small=SAR(1g)

Plot 1b-12: (2.4GHz band, head) DSSS; Right & touch, 11b(1Mbps), 2437 MHz
EUT: Wireless LAN module (in Flat Panel Detector); Type: BM72065 (WM5A15); Serial: f48139ff8b6d (19MED-0124)
Mode: 11b(1Mbps, DSSS) (UID: 0, Wi-fi_2.4GHz (0), Frame Length in ms: 0; PAR: 0; PMF: 1); **Frequency: 2437 MHz; Crest Factor: 1.0**
Medium: HSL2450(1907); Medium parameters used: f = 2437 MHz; σ = 1.84 S/m; ε_r = 37.79 ρ = 1000 kg/m^3
Measurement Standard: DASY5 (IEEE/IEC/ANSI C63.19-2007)

DASY Configuration: -Electronics: DAE4 Sn626; Calibrated: 2018/10/15 / -Phantom: ELI v4.0; Type: QDOVA001BA; Serial: 1059; Phantom section: Flat Section -DASY52 52.10.2(1495); SEMCAD X 14.6.12(7450) / -Probe: EX3DV4 - SN3907; ConvF(7.23, 7.23, 7.23) @ 2437 MHz; Calibrated: 2019/06/19 -Sensor-Surface: 2mm (Mechanical Surface Detection), z = 1.0, 31.0

side&front,touch/24h19,2437,ant-side&touch,b(1m)/
Area:120x72,12 (11x7x1): Measurement grid: dx=12mm, dy=12mm; Maximum value of SAR (measured) = 0.00836 W/kg
Area:120x72,12 (101x61x1): Interpolated grid: dx=1.200 mm, dy=1.200 mm; Maximum value of SAR (interpolated) = 0.0282 W/kg

Zoom:30x30x30,5 2 (8x8x7)/Cube 0: Measurement grid: dx=5mm, dy=5mm, dz=5mm;
Reference Value = 2.697 V/m; Power Drift = -0.20 dB; Maximum value of SAR (measured) = 0.0153 W/kg; Peak SAR (extrapolated) = 0.0570 W/kg
SAR(1 g) = 0.0105 W/kg; SAR(10 g) = 0.00492 W/kg

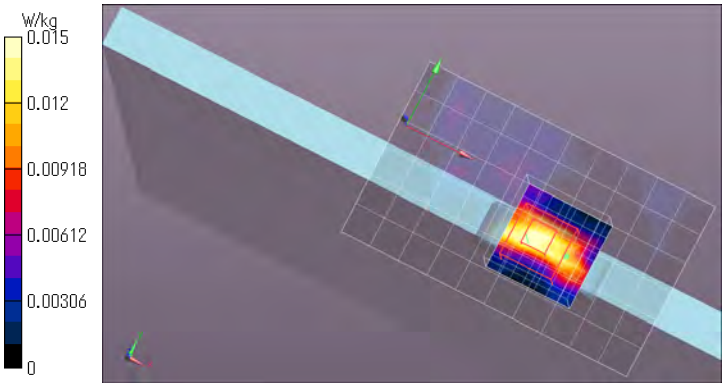

Remarks: *. Date tested: 2019/07/25; Tested by: Hiroshi Naka; Tested place:No.7 shielded room,
*. liquid depth: 150 mm; Position: distance of EUT to phantom: 0 mm (2 mm to liquid); ambient: (24~25) deg.C. / (50~60) %RH,
*. liquid temperature: 24.1(start)/24.0(end)/24.0(in check) deg.C.; *.White cubic: zoom scan area, Red cubic: big=SAR(10g)/small=SAR(1g)

APPENDIX 2: SAR Measurement data (cont'd)
SAR plots of other SAR test conditions

Plot 2a-2: (U-NII-2A (&U-NII-1) band, body) Back & touch, 11n(40HT)(MCS0), 5270 MHz
EUT: Wireless LAN module (in Flat Panel Detector); Type: BM72065 (WM5A15); Serial: f48139ff8b6d (19MED-0124)
Mode: n40(MCS0, OFDM) (UID: 0, Wi-fi_5GHz (0), Frame Length in ms: 0; PAR: 0; PMF: 1); **Frequency: 5270 MHz; Crest Factor: 1.0**
Medium: MSL5800(1907); Medium parameters used: f = 5270 MHz; σ = 5.43 S/m; ε_r = 47.03; ρ = 1000 kg/m^3
Measurement Standard: DASY5 (IEEE/IEC/ANSI C63.19-2007)

DASY Configuration: -Electronics: DAE4 Sn626; Calibrated: 2018/10/15 / -Phantom: ELI v4.0; Type: QDOVA001BA; Serial: 1059; Phantom section: Flat Section -DASY52 52.10.2(1495); SEMCAD X 14.6.12(7450) / -Probe: EX3DV4 - SN3907; ConvF(4.42, 4.42, 4.42) @ 5270 MHz; Calibrated: 2019/06/19 -Sensor-Surface: 1.4mm (Mechanical Surface Detection (Locations From Previous Scan Used)), Sensor-Surface: 1.4mm (Mechanical Surface Detection), z = 1.0, 25.0

back,52,53a/5b19,53b2,5270,back&d0,n40(m0)/
Area:90x100,10 (10x11x1): Measurement grid: dx=10mm, dy=10mm; Maximum value of SAR (measured) = 1.20 W/kg
Area:90x100,10 (91x101x1): Interpolated grid: dx=1.000 mm, dy=1.000 mm; Maximum value of SAR (interpolated) = 1.87 W/kg

Zoom:28x28x24,1.4(ratio) (8x8x7)/Cube 0: Measurement grid: dx=4mm, dy=4mm, dz=1.4mm;
Reference Value = 21.05 V/m; Power Drift = -0.07 dB; Maximum value of SAR (measured) = 1.62 W/kg; Peak SAR (extrapolated) = 2.80 W/kg
SAR(1 g) = 0.684 W/kg; SAR(10 g) = 0.168 W/kg

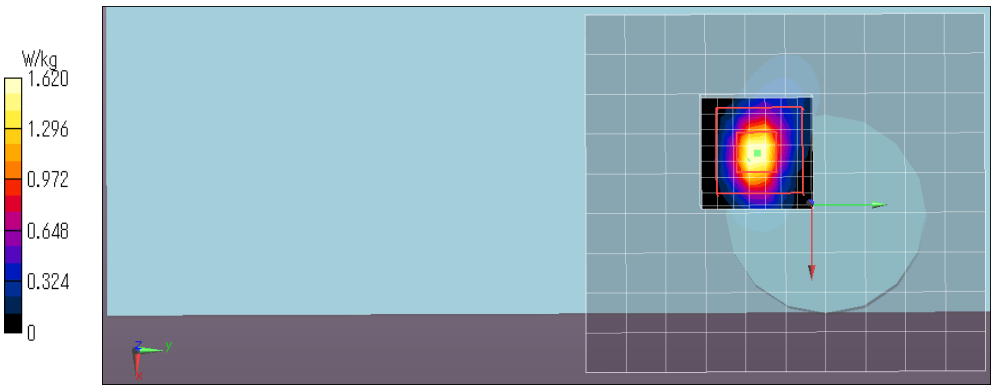

Remarks: *. Date tested: 2019/07/24; Tested by: Hiroshi Naka; Tested place:No.7 shielded room,
*. liquid depth: 149 mm; Position: distance of EUT to phantom: 0 mm (2 mm to liquid); ambient: (23~25) deg.C. / (50~60) %RH,
*. liquid temperature: 23.0(start)/23.0(end)/23.0(in check) deg.C.; *.White cubic: zoom scan area, Red cubic: big=SAR(10g)/small=SAR(1g)

Plot 2a-3: (U-NII-2A (&U-NII-1) band, body) Back & touch, 11n(40HT)(MCS0), 5190 MHz
EUT: Wireless LAN module (in Flat Panel Detector); Type: BM72065 (WM5A15); Serial: f48139ff8b6d (19MED-0124)
Mode: n40(MCS0, OFDM) (UID: 0, Wi-fi_5GHz (0), Frame Length in ms: 0; PAR: 0; PMF: 1); **Frequency: 5190 MHz; Crest Factor: 1.0**
Medium: MSL5800(1907); Medium parameters used: f = 5190 MHz; σ = 5.317 S/m; ε_r = 47.14; ρ = 1000 kg/m^3
Measurement Standard: DASY5 (IEEE/IEC/ANSI C63.19-2007)

DASY Configuration: -Electronics: DAE4 Sn626; Calibrated: 2018/10/15 / -Phantom: ELI v4.0; Type: QDOVA001BA; Serial: 1059; Phantom section: Flat Section -DASY52 52.10.2(1495); SEMCAD X 14.6.12(7450) / -Probe: EX3DV4 - SN3907; ConvF(4.42, 4.42, 4.42) @ 5190 MHz; Calibrated: 2019/06/19 -Sensor-Surface: 1.4mm (Mechanical Surface Detection (Locations From Previous Scan Used)), Sensor-Surface: 1.4mm (Mechanical Surface Detection), z = 1.0, 25.0

back,52,53a/5b24re22,52b1re,5190,back&d0,n40(m0)/
Area:90x100,10 (10x11x1): Measurement grid: dx=10mm, dy=10mm; Maximum value of SAR (measured) = 0.754 W/kg
Area:90x100,10 (91x101x1): Interpolated grid: dx=1.000 mm, dy=1.000 mm; Maximum value of SAR (interpolated) = 1.42 W/kg

Zoom:28x28x24,1.4(ratio) (8x8x7)/Cube 0: Measurement grid: dx=4mm, dy=4mm, dz=1.4mm;
Reference Value = 20.35 V/m; Power Drift = -0.04 dB; Maximum value of SAR (measured) = 1.47 W/kg; Peak SAR (extrapolated) = 2.59 W/kg
SAR(1 g) = 0.627 W/kg; SAR(10 g) = 0.156 W/kg

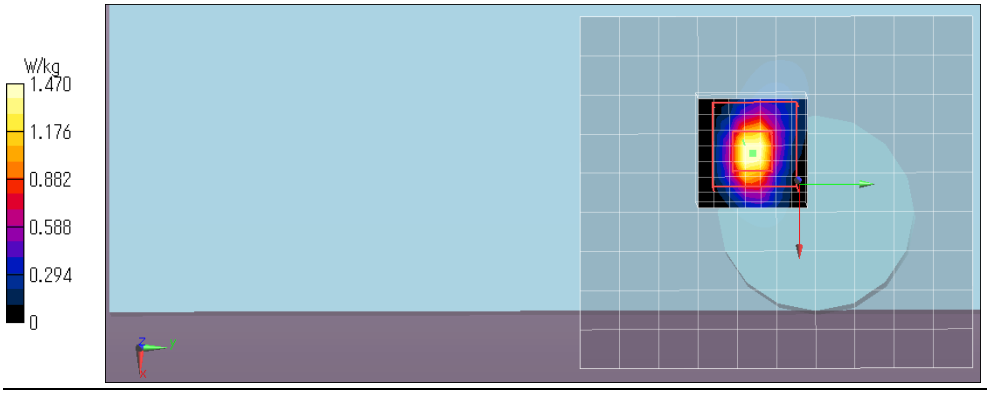

Remarks: *. Date tested: 2019/07/24; Tested by: Hiroshi Naka; Tested place:No.7 shielded room,
*. liquid depth: 149 mm; Position: distance of EUT to phantom: 0 mm (2 mm to liquid); ambient: (23~25) deg.C. / (50~60) %RH,
*. liquid temperature: 22.8(start)/22.8(end)/23.0(in check) deg.C.; *.White cubic: zoom scan area, Red cubic: big=SAR(10g)/small=SAR(1g)

APPENDIX 2: SAR Measurement data (cont'd)
SAR plots of other SAR test conditions

Plot 2a-4: (U-NII-2A (&U-NII-1) band, body) Back & touch, 11n(40HT)(MCS0), 5230 MHz
EUT: Wireless LAN module (in Flat Panel Detector); Type: BM72065 (WM5A15); Serial: f48139ff8b6d (19MED-0124)
Mode: n40(MCS0, OFDM) (UID: 0, Wi-fi_5GHz (0), Frame Length in ms: 0; PAR: 0; PMF: 1); **Frequency: 5230 MHz; Crest Factor: 1.0**
Medium: MSL5800(1907); Medium parameters used: f = 5230 MHz; σ = 5.364 S/m; ε_r = 47.05; ρ = 1000 kg/m^3
Measurement Standard: DASY5 (IEEE/IEC/ANSI C63.19-2007)

DASY Configuration: -Electronics: DAE4 Sn626; Calibrated: 2018/10/15 / -Phantom: ELI v4.0; Type: QDOVA001BA; Serial: 1059; Phantom section: Flat Section -DASY52 52.10.2(1495); SEMCAD X 14.6.12(7450) / -Probe: EX3DV4 - SN3907; ConvF(4.42, 4.42, 4.42) @ 5230 MHz; Calibrated: 2019/06/19 -Sensor-Surface: 1.4mm (Mechanical Surface Detection (Locations From Previous Scan Used)), Sensor-Surface: 1.4mm (Mechanical Surface Detection), z = 1.0, 25.0

back,52,53a/5b23,52b2,5230,back&d0,n40(m0)/
Area:90x100,10 (10x11x1): Measurement grid: dx=10mm, dy=10mm; Maximum value of SAR (measured) = 0.717 W/kg
Area:90x100,10 (91x101x1): Interpolated grid: dx=1.000 mm, dy=1.000 mm; Maximum value of SAR (interpolated) = 1.46 W/kg

Zoom:28x28x24,1.4(ratio) (8x8x7)/Cube 0: Measurement grid: dx=4mm, dy=4mm, dz=1.4mm;
Reference Value = 19.86 V/m; Power Drift = -0.09 dB; Maximum value of SAR (measured) = 1.39 W/kg; Peak SAR (extrapolated) = 2.46 W/kg
SAR(1 g) = 0.597 W/kg; SAR(10 g) = 0.149 W/kg

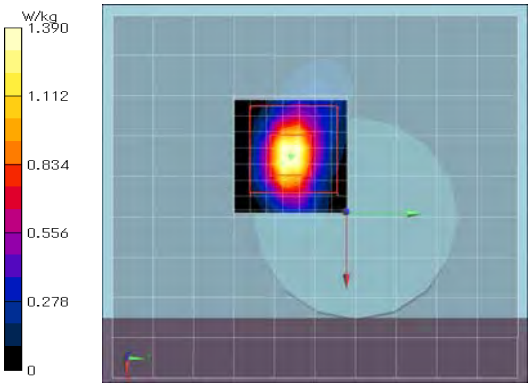

Remarks: *. Date tested: 2019/07/24; Tested by: Hiroshi Naka; Tested place:No.7 shielded room,
*. liquid depth: 149 mm; Position: distance of EUT to phantom: 0 mm (2 mm to liquid); ambient: (23~25) deg.C. / (50~60) %RH,
*. liquid temperature: 22.9(start)/22.8(end)/23.0(in check) deg.C.; *.White cubic: zoom scan area, Red cubic: big=SAR(10g)/small=SAR(1g)

Plot 2a-5: (U-NII-2A (&U-NII-1) band, body) Back & touch, 11a(6Mbps), 5260 MHz
EUT: Wireless LAN module (in Flat Panel Detector); Type: BM72065 (WM5A15); Serial: f48139ff8b6d (19MED-0124)
Mode: 11a(6Mbps, OFDM) (UID: 0, Wi-fi_5GHz (0), Frame Length in ms: 0; PAR: 0; PMF: 1); **Frequency: 5260 MHz; Crest Factor: 1.0**
Medium: MSL5800(1907); Medium parameters used: f = 5260 MHz; σ = 5.417 S/m; ε_r = 47.02; ρ = 1000 kg/m^3
Measurement Standard: DASY5 (IEEE/IEC/ANSI C63.19-2007)

DASY Configuration: -Electronics: DAE4 Sn626; Calibrated: 2018/10/15 / -Phantom: ELI v4.0; Type: QDOVA001BA; Serial: 1059; Phantom section: Flat Section -DASY52 52.10.2(1495); SEMCAD X 14.6.12(7450) / -Probe: EX3DV4 - SN3907; ConvF(4.42, 4.42, 4.42) @ 5260 MHz; Calibrated: 2019/06/19 -Sensor-Surface: 1.4mm (Mechanical Surface Detection (Locations From Previous Scan Used)), Sensor-Surface: 1.4mm (Mechanical Surface Detection), z = 1.0, 25.0

back,53b/5b32,53b5,5260,back&d0,a(6m)/
Area:90x100,10 (10x11x1): Measurement grid: dx=10mm, dy=10mm; Maximum value of SAR (measured) = 1.29 W/kg
Area:90x100,10 (91x101x1): Interpolated grid: dx=1.000 mm, dy=1.000 mm; Maximum value of SAR (interpolated) = 2.08 W/kg

Zoom:28x28x24,1.4(ratio) (8x8x7)/Cube 0: Measurement grid: dx=4mm, dy=4mm, dz=1.4mm;
Reference Value = 21.31 V/m; Power Drift = -0.08 dB; Maximum value of SAR (measured) = 1.70 W/kg; Peak SAR (extrapolated) = 2.89 W/kg
SAR(1 g) = 0.701 W/kg; SAR(10 g) = 0.172 W/kg

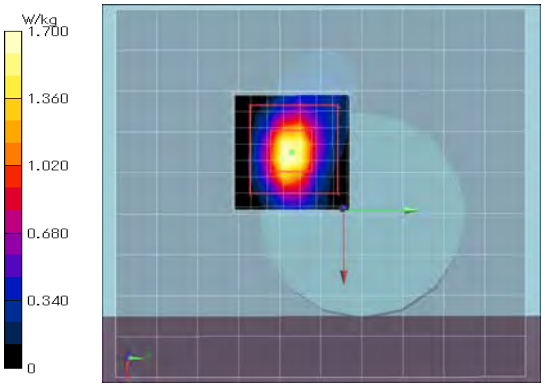

Remarks: *. Date tested: 2019/07/24; Tested by: Hiroshi Naka; Tested place:No.7 shielded room,
*. liquid depth: 149 mm; Position: distance of EUT to phantom: 0 mm (2 mm to liquid); ambient: (23~25) deg.C. / (50~60) %RH,
*. liquid temperature: 22.8(start)/22.8(end)/23.0(in check) deg.C.; *.White cubic: zoom scan area, Red cubic: big=SAR(10g)/small=SAR(1g)

APPENDIX 2: SAR Measurement data (cont'd)
SAR plots of other SAR test conditions

Plot 2a-6: (U-NII-2A (&U-NII-1) band, body) Back & touch, 11a(6Mbps), 5300 MHz

EUT: Wireless LAN module (in Flat Panel Detector); Type: BM72065 (WM5A15); Serial: f48139ff8b6d (19MED-0124)

Mode: 11a(6Mbps, OFDM) (UID: 0, Wi-fi_5GHz (0), Frame Length in ms: 0; PAR: 0; PMF: 1); **Frequency: 5300 MHz; Crest Factor: 1.0**
Medium: MSL5800(1907); Medium parameters used: f = 5300 MHz; σ = 5.465 S/m; ε_r = 46.96; ρ = 1000 kg/m^3
Measurement Standard: DASY5 (IEEE/IEC/ANSI C63.19-2007)

DASY Configuration: -Electronics: DAE4 Sn626; Calibrated: 2018/10/15 / -Phantom: ELI v4.0; Type: QDOVA001BA; Serial: 1059; Phantom section: Flat Section -DASY52 52.10.2(1495); SEMCAD X 14.6.12(7450) / -Probe: EX3DV4 - SN3907; ConvF(4.42, 4.42, 4.42) @ 5300 MHz; Calibrated: 2019/06/19
-Sensor-Surface: 1.4mm (Mechanical Surface Detection (Locations From Previous Scan Used)), Sensor-Surface: 1.4mm (Mechanical Surface Detection), z = 1.0, 25.0

back,53b/5b34,53b7,5300,back&d0,a(6m)/
Area:90x100,10 (10x11x1): Measurement grid: dx=10mm, dy=10mm; Maximum value of SAR (measured) = 1.30 W/kg
Area:90x100,10 (91x101x1): Interpolated grid: dx=1.000 mm, dy=1.000 mm; Maximum value of SAR (interpolated) = 1.87 W/kg

Zoom:28x28x24,1.4(ratio) (8x8x7)/Cube 0: Measurement grid: dx=4mm, dy=4mm, dz=1.4mm;
Reference Value = 21.11 V/m; Power Drift = -0.08 dB; Maximum value of SAR (measured) = 1.66 W/kg; Peak SAR (extrapolated) = 2.83 W/kg
SAR(1 g) = 0.688 W/kg; SAR(10 g) = 0.172 W/kg

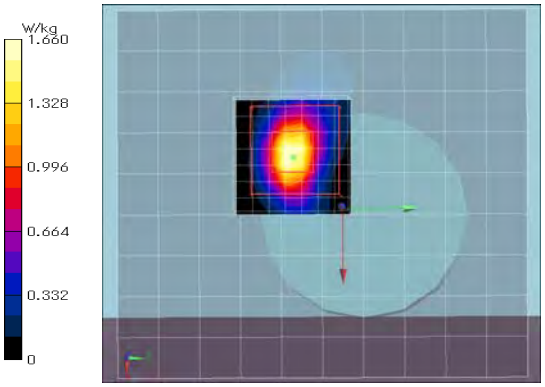

Remarks: *. Date tested: 2019/07/24; Tested by: Hiroshi Naka; Tested place:No.7 shielded room,
*. liquid depth: 149 mm; Position: distance of EUT to phantom: 0 mm (2 mm to liquid); ambient: (23~25) deg.C. / (50~60) %RH,
*. liquid temperature: 22.9(start)/22.9(end)/23.0(in check) deg.C.; *.White cubic: zoom scan area, Red cubic: big=SAR(10g)/small=SAR(1g)

Plot 2a-7: (U-NII-2A (&U-NII-1) band, body) Back & touch, 11a(6Mbps), 5320 MHz

EUT: Wireless LAN module (in Flat Panel Detector); Type: BM72065 (WM5A15); Serial: f48139ff8b6d (19MED-0124)

Mode: 11a(6Mbps, OFDM) (UID: 0, Wi-fi_5GHz (0), Frame Length in ms: 0; PAR: 0; PMF: 1); **Frequency: 5320 MHz; Crest Factor: 1.0**
Medium: MSL5800(1907); Medium parameters used: f = 5320 MHz; σ = 5.491 S/m; ε_r = 46.93; ρ = 1000 kg/m^3
Measurement Standard: DASY5 (IEEE/IEC/ANSI C63.19-2007)

DASY Configuration: -Electronics: DAE4 Sn626; Calibrated: 2018/10/15 / -Phantom: ELI v4.0; Type: QDOVA001BA; Serial: 1059; Phantom section: Flat Section -DASY52 52.10.2(1495); SEMCAD X 14.6.12(7450) / -Probe: EX3DV4 - SN3907; ConvF(4.42, 4.42, 4.42) @ 5320 MHz; Calibrated: 2019/06/19
-Sensor-Surface: 1.4mm (Mechanical Surface Detection), z = 1.0, 25.0, 156.0

back,53b/o5b31re20,53b3re,5320,back&d0,a(6m)/
Area:90x100,10 (10x11x1): Measurement grid: dx=10mm, dy=10mm; Maximum value of SAR (measured) = 1.10 W/kg
Area:90x100,10 (91x101x1): Interpolated grid: dx=1.000 mm, dy=1.000 mm; Maximum value of SAR (interpolated) = 1.49 W/kg
Z:155,5 (1x1x32): Measurement grid: dx=20mm, dy=20mm, dz=5mm; Maximum value of SAR (measured) = 1.58 W/kg

Zoom:28x28x24,1.4(ratio) (8x8x7)/Cube 0: Measurement grid: dx=4mm, dy=4mm, dz=1.4mm;
Reference Value = 20.13 V/m; Power Drift = -0.04 dB; Maximum value of SAR (measured) = 1.59 W/kg; Peak SAR (extrapolated) = 2.68 W/kg
SAR(1 g) = 0.645 W/kg; SAR(10 g) = 0.163 W/kg

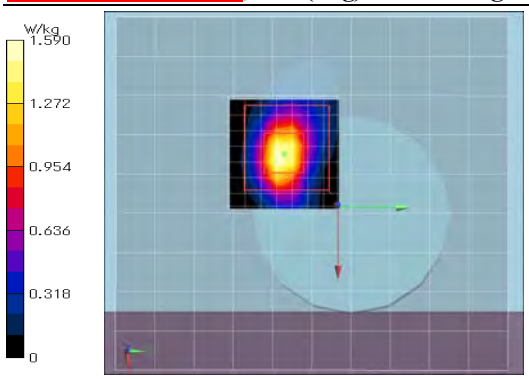

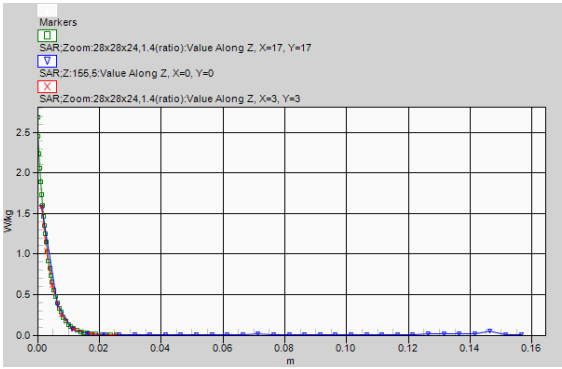

Remarks: *. Date tested: 2019/07/24; Tested by: Hiroshi Naka; Tested place:No.7 shielded room,
*. liquid depth: 149 mm; Position: distance of EUT to phantom: 0 mm (2 mm to liquid); ambient: (23~25) deg.C. / (50~60) %RH,
*. liquid temperature: 23.0(start)/23.0(end)/23.0(in check) deg.C.; *.White cubic: zoom scan area, Red cubic: big=SAR(10g)/small=SAR(1g)

APPENDIX 2: SAR Measurement data (cont'd)
SAR plots of other SAR test conditions

Plot 2a-8: (U-NII-2A (&U-NII-1) band, body) Back & touch, 11a(6Mbps), 5180 MHz
EUT: Wireless LAN module (in Flat Panel Detector); Type: BM72065 (WM5A15); Serial: f48139ff8b6d (19MED-0124)
Mode: 11a(6Mbps, OFDM) (UID: 0, Wi-fi_5GHz (0), Frame Length in ms: 0; PAR: 0; PMF: 1); **Frequency: 5180 MHz; Crest Factor: 1.0**
Medium: MSL5800(1907); Medium parameters used: f = 5180 MHz; σ = 5.31 S/m; ε_r = 47.16; ρ = 1000 kg/m^3
Measurement Standard: DASY5 (IEEE/IEC/ANSI C63.19-2007)

DASY Configuration: -Electronics: DAE4 Sn626; Calibrated: 2018/10/15 / -Phantom: ELI v4.0; Type: QDOVA001BA; Serial: 1059; Phantom section: Flat Section -DASY52 52.10.2(1495); SEMCAD X 14.6.12(7450) / -Probe: EX3DV4 - SN3907; ConvF(4.42, 4.42, 4.42) @ 5180 MHz; Calibrated: 2019/06/19
-Sensor-Surface: 1.4mm (Mechanical Surface Detection (Locations From Previous Scan Used)), Sensor-Surface: 1.4mm (Mechanical Surface Detection), z = 1.0, 25.0, 156.0

back,52,53a/5b25,52b3,5180,back&d0,a(6m)/
Area:90x100,10 (10x11x1): Measurement grid: dx=10mm, dy=10mm; Maximum value of SAR (measured) = 0.787 W/kg
Area:90x100,10 (91x101x1): Interpolated grid: dx=1.000 mm, dy=1.000 mm; Maximum value of SAR (interpolated) = 1.80 W/kg
Z:155,5 (1x1x32): Measurement grid: dx=20mm, dy=20mm, dz=5mm; Maximum value of SAR (measured) = 1.50 W/kg

Zoom:28x28x24,1.4(ratio) (8x8x7)/Cube 0: Measurement grid: dx=4mm, dy=4mm, dz=1.4mm;
Reference Value = 20.81 V/m; Power Drift = -0.06 dB; Maximum value of SAR (measured) = 1.52 W/kg; Peak SAR (extrapolated) = 2.65 W/kg
SAR(1 g) = 0.651 W/kg; SAR(10 g) = 0.162 W/kg

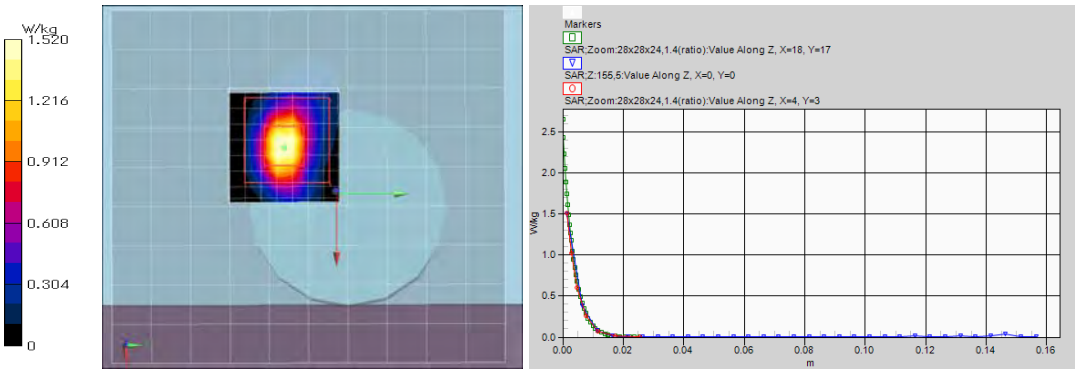

Remarks: *. Date tested: 2019/07/24; Tested by: Hiroshi Naka; Tested place:No.7 shielded room,
*. liquid depth: 149 mm; Position: distance of EUT to phantom: 0 mm (2 mm to liquid); ambient: (23~25) deg.C. / (50~60) %RH,
*. liquid temperature: 22.8(start)/22.9(end)/23.0(in check) deg.C.; *.White cubic: zoom scan area, Red cubic: big=SAR(10g)/small=SAR(1g)

Plot 2a-9: (U-NII-2A (&U-NII-1) band, body) Back & touch, 11a(6Mbps), 5220 MHz
EUT: Wireless LAN module (in Flat Panel Detector); Type: BM72065 (WM5A15); Serial: f48139ff8b6d (19MED-0124)
Mode: 11a(6Mbps, OFDM) (UID: 0, Wi-fi_5GHz (0), Frame Length in ms: 0; PAR: 0; PMF: 1); **Frequency: 5220 MHz; Crest Factor: 1.0**
Medium: MSL5800(1907); Medium parameters used: f = 5220 MHz; σ = 5.363 S/m; ε_r = 47.11; ρ = 1000 kg/m^3
Measurement Standard: DASY5 (IEEE/IEC/ANSI C63.19-2007)

DASY Configuration: -Electronics: DAE4 Sn626; Calibrated: 2018/10/15 / -Phantom: ELI v4.0; Type: QDOVA001BA; Serial: 1059; Phantom section: Flat Section -DASY52 52.10.2(1495); SEMCAD X 14.6.12(7450) / -Probe: EX3DV4 - SN3907; ConvF(4.42, 4.42, 4.42) @ 5220 MHz; Calibrated: 2019/06/19
-Sensor-Surface: 1.4mm (Mechanical Surface Detection), z = 1.0, 25.0

back,52,53a/5b27,52b5,5220,back&d0,a(6m)/
Area:90x100,10 (10x11x1): Measurement grid: dx=10mm, dy=10mm; Maximum value of SAR (measured) = 0.841 W/kg
Area:90x100,10 (91x101x1): Interpolated grid: dx=1.000 mm, dy=1.000 mm; Maximum value of SAR (interpolated) = 1.53 W/kg

Zoom:28x28x24,1.4(ratio) (8x8x7)/Cube 0: Measurement grid: dx=4mm, dy=4mm, dz=1.4mm;
Reference Value = 19.72 V/m; Power Drift = -0.07 dB; Maximum value of SAR (measured) = 1.41 W/kg; Peak SAR (extrapolated) = 2.43 W/kg
SAR(1 g) = 0.595 W/kg; SAR(10 g) = 0.149 W/kg

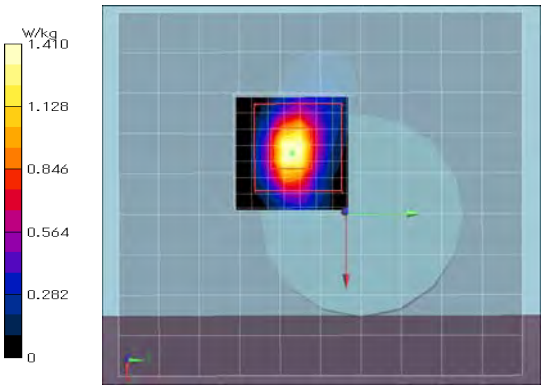

Remarks: *. Date tested: 2019/07/24; Tested by: Hiroshi Naka; Tested place:No.7 shielded room,
*. liquid depth: 149 mm; Position: distance of EUT to phantom: 0 mm (2 mm to liquid); ambient: (23~25) deg.C. / (50~60) %RH,
*. liquid temperature: 22.9(start)/23.0(end)/23.0(in check) deg.C.; *.White cubic: zoom scan area, Red cubic: big=SAR(10g)/small=SAR(1g)

APPENDIX 2: SAR Measurement data (cont'd)
SAR plots of other SAR test conditions

Plot 2a-10: (U-NII-2A (&U-NII-1) band, body) Back & touch, 11a(6Mbps), 5240 MHz
EUT: Wireless LAN module (in Flat Panel Detector); Type: BM72065 (WM5A15); Serial: f48139ff8b6d (19MED-0124)
Mode: 11a(6Mbps, OFDM) (UID: 0, Wi-fi_5GHz (0), Frame Length in ms: 0; PAR: 0; PMF: 1); **Frequency: 5240 MHz; Crest Factor: 1.0**
Medium: MSL5800(1907); Medium parameters used: f = 5240 MHz; σ = 5.385 S/m; ε_r = 47.08; ρ = 1000 kg/m^3
Measurement Standard: DASY5 (IEEE/IEC/ANSI C63.19-2007)

DASY Configuration: -Electronics: DAE4 Sn626; Calibrated: 2018/10/15 / -Phantom: ELI v4.0; Type: QDOVA001BA; Serial: 1059; Phantom section: Flat Section -DASY52 52.10.2(1495); SEMCAD X 14.6.12(7450) / -Probe: EX3DV4 - SN3907; ConvF(4.42, 4.42, 4.42) @ 5240 MHz; Calibrated: 2019/06/19 -Sensor-Surface: 1.4mm (Mechanical Surface Detection (Locations From Previous Scan Used)), Sensor-Surface: 1.4mm (Mechanical Surface Detection), z = 1.0, 25.0

back,52,53a/5b29,52b7,5240,back&d0,a(6m)/
Area:90x100,10 (10x11x1): Measurement grid: dx=10mm, dy=10mm; Maximum value of SAR (measured) = 0.760 W/kg
Area:90x100,10 (91x101x1): Interpolated grid: dx=1.000 mm, dy=1.000 mm; Maximum value of SAR (interpolated) = 1.32 W/kg

Zoom:28x28x24,1.4(ratio) (8x8x7)/Cube 0: Measurement grid: dx=4mm, dy=4mm, dz=1.4mm;
Reference Value = 19.39 V/m; Power Drift = -0.13 dB; Maximum value of SAR (measured) = 1.35 W/kg; Peak SAR (extrapolated) = 2.34 W/kg
SAR(1 g) = 0.576 W/kg; SAR(10 g) = 0.145 W/kg

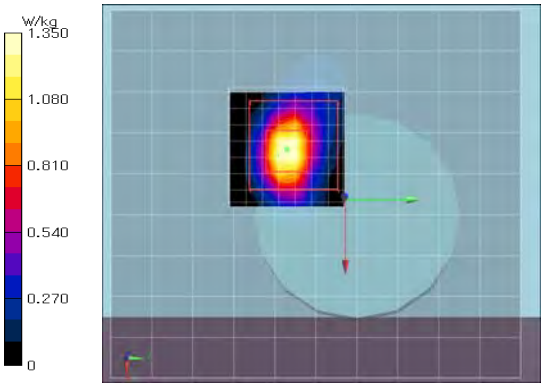

Remarks: *. Date tested: 2019/07/24; Tested by: Hiroshi Naka; Tested place:No.7 shielded room,
*. liquid depth: 149 mm; Position: distance of EUT to phantom: 0 mm (2 mm to liquid); ambient: (23~25) deg.C. / (50~60) %RH,
*. liquid temperature: 23.0(start)/22.9(end)/23.0(in check) deg.C.; *.White cubic: zoom scan area, Red cubic: big=SAR(10g)/small=SAR(1g)

Plot 2a-11: (U-NII-2A (&U-NII-1) band, body) Back & touch, 11n(20HT)(MCS0), 5260 MHz
EUT: Wireless LAN module (in Flat Panel Detector); Type: BM72065 (WM5A15); Serial: f48139ff8b6d (19MED-0124)
Mode: n20(MCS0, OFDM) (UID: 0, Wi-fi_5GHz (0), Frame Length in ms: 0; PAR: 0; PMF: 1); **Frequency: 5260 MHz; Crest Factor: 1.0**
Medium: MSL5800(1907); Medium parameters used: f = 5260 MHz; σ = 5.417 S/m; ε_r = 47.02; ρ = 1000 kg/m^3
Measurement Standard: DASY5 (IEEE/IEC/ANSI C63.19-2007)

DASY Configuration: -Electronics: DAE4 Sn626; Calibrated: 2018/10/15 / -Phantom: ELI v4.0; Type: QDOVA001BA; Serial: 1059; Phantom section: Flat Section -DASY52 52.10.2(1495); SEMCAD X 14.6.12(7450) / -Probe: EX3DV4 - SN3907; ConvF(4.42, 4.42, 4.42) @ 5260 MHz; Calibrated: 2019/06/19 -Sensor-Surface: 1.4mm (Mechanical Surface Detection (Locations From Previous Scan Used)), Sensor-Surface: 1.4mm (Mechanical Surface Detection), z = 1.0, 25.0

back,53b/5b33,53b6,5260,back&d0,n20(m0)/
Area:90x100,10 (10x11x1): Measurement grid: dx=10mm, dy=10mm; Maximum value of SAR (measured) = 1.29 W/kg
Area:90x100,10 (91x101x1): Interpolated grid: dx=1.000 mm, dy=1.000 mm; Maximum value of SAR (interpolated) = 1.89 W/kg

Zoom:28x28x24,1.4(ratio) (8x8x7)/Cube 0: Measurement grid: dx=4mm, dy=4mm, dz=1.4mm;
Reference Value = 21.38 V/m; Power Drift = -0.07 dB; Maximum value of SAR (measured) = 1.70 W/kg; Peak SAR (extrapolated) = 2.90 W/kg
SAR(1 g) = 0.701 W/kg; SAR(10 g) = 0.173 W/kg

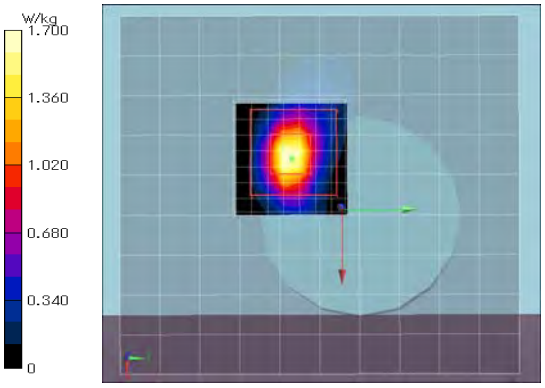

Remarks: *. Date tested: 2019/07/24; Tested by: Hiroshi Naka; Tested place:No.7 shielded room,
*. liquid depth: 149 mm; Position: distance of EUT to phantom: 0 mm (2 mm to liquid); ambient: (23~25) deg.C. / (50~60) %RH,
*. liquid temperature: 22.8(start)/22.9(end)/23.0(in check) deg.C.; *.White cubic: zoom scan area, Red cubic: big=SAR(10g)/small=SAR(1g)

APPENDIX 2: SAR Measurement data (cont'd)
SAR plots of other SAR test conditions

Plot 2a-12: (U-NII-2A (&U-NII-1) band, body) Back & touch, 11n(20HT)(MCS0), 5300 MHz
EUT: Wireless LAN module (in Flat Panel Detector); Type: BM72065 (WM5A15); Serial: f48139ff8b6d (19MED-0124)
Mode: n20(MCS0, OFDM) (UID: 0, Wi-fi_5GHz (0), Frame Length in ms: 0; PAR: 0; PMF: 1); **Frequency: 5300 MHz; Crest Factor: 1.0**
Medium: MSL5800(1907); Medium parameters used: f = 5300 MHz; σ = 5.465 S/m; ε_r = 46.96; ρ = 1000 kg/m^3
Measurement Standard: DASY5 (IEEE/IEC/ANSI C63.19-2007)

DASY Configuration: -Electronics: DAE4 Sn626; Calibrated: 2018/10/15 / -Phantom: ELI v4.0; Type: QDOVA001BA; Serial: 1059; Phantom section: Flat Section -DASY52 52.10.2(1495); SEMCAD X 14.6.12(7450) / -Probe: EX3DV4 - SN3907; ConvF(4.42, 4.42, 4.42) @ 5300 MHz; Calibrated: 2019/06/19
-Sensor-Surface: 1.4mm (Mechanical Surface Detection (Locations From Previous Scan Used)), Sensor-Surface: 1.4mm (Mechanical Surface Detection), z = 1.0, 25.0

back,53b/5b35,53b8,5300,back&d0,n20(m0)/
Area:90x100,10 (10x11x1): Measurement grid: dx=10mm, dy=10mm; Maximum value of SAR (measured) = 1.27 W/kg
Area:90x100,10 (91x101x1): Interpolated grid: dx=1.000 mm, dy=1.000 mm; Maximum value of SAR (interpolated) = 1.87 W/kg

Zoom:28x28x24,1.4(ratio) (8x8x7)/Cube 0: Measurement grid: dx=4mm, dy=4mm, dz=1.4mm;
Reference Value = 20.97 V/m; Power Drift = -0.09 dB; Maximum value of SAR (measured) = 1.69 W/kg; Peak SAR (extrapolated) = 2.84 W/kg
SAR(1 g) = 0.687 W/kg; SAR(10 g) = 0.172 W/kg

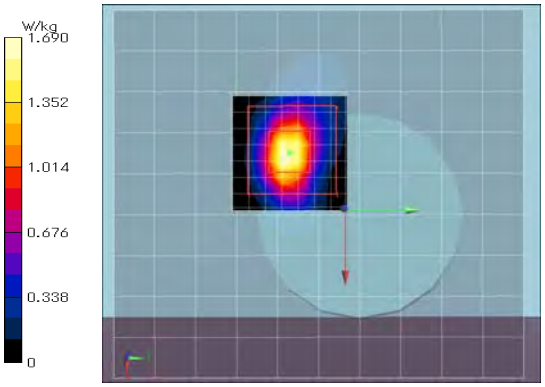

Remarks: *. Date tested: 2019/07/24; Tested by: Hiroshi Naka; Tested place:No.7 shielded room,
*. liquid depth: 149 mm; Position: distance of EUT to phantom: 0 mm (2 mm to liquid); ambient: (23~25) deg.C. / (50~60) %RH,
*. liquid temperature: 22.9(start)/23.0(end)/23.0(in check) deg.C.; *.White cubic: zoom scan area, Red cubic: big=SAR(10g)/small=SAR(1g)

Plot 2a-13: (U-NII-2A (&U-NII-1) band, body) Back & touch, 11n(20HT)(MCS0), 5320 MHz
EUT: Wireless LAN module (in Flat Panel Detector); Type: BM72065 (WM5A15); Serial: f48139ff8b6d (19MED-0124)
Mode: n20(MCS0, OFDM) (UID: 0, Wi-fi_5GHz (0), Frame Length in ms: 0; PAR: 0; PMF: 1); **Frequency: 5320 MHz; Crest Factor: 1.0**
Medium: MSL5800(1907); Medium parameters used: f = 5320 MHz; σ = 5.491 S/m; ε_r = 46.93; ρ = 1000 kg/m^3
Measurement Standard: DASY5 (IEEE/IEC/ANSI C63.19-2007)

DASY Configuration: -Electronics: DAE4 Sn626; Calibrated: 2018/10/15 / -Phantom: ELI v4.0; Type: QDOVA001BA; Serial: 1059; Phantom section: Flat Section -DASY52 52.10.2(1495); SEMCAD X 14.6.12(7450) / -Probe: EX3DV4 - SN3907; ConvF(4.42, 4.42, 4.42) @ 5320 MHz; Calibrated: 2019/06/19
-Sensor-Surface: 1.4mm (Mechanical Surface Detection (Locations From Previous Scan Used)), Sensor-Surface: 1.4mm (Mechanical Surface Detection), z = 1.0, 25.0, 156.0

back,52,53a/5b21,53b4,5320,back&d0,n20(m0)/
Area:90x100,10 (10x11x1): Measurement grid: dx=10mm, dy=10mm; Maximum value of SAR (measured) = 0.928 W/kg
Area:90x100,10 (91x101x1): Interpolated grid: dx=1.000 mm, dy=1.000 mm; Maximum value of SAR (interpolated) = 2.23 W/kg
Z:155,5 (1x1x32): Measurement grid: dx=20mm, dy=20mm, dz=5mm; Maximum value of SAR (measured) = 1.52 W/kg

Zoom:28x28x24,1.4(ratio) (8x8x7)/Cube 0: Measurement grid: dx=4mm, dy=4mm, dz=1.4mm;
Reference Value = 20.28 V/m; Power Drift = -0.07 dB; Maximum value of SAR (measured) = 1.55 W/kg; Peak SAR (extrapolated) = 2.65 W/kg
SAR(1 g) = 0.640 W/kg; SAR(10 g) = 0.161 W/kg

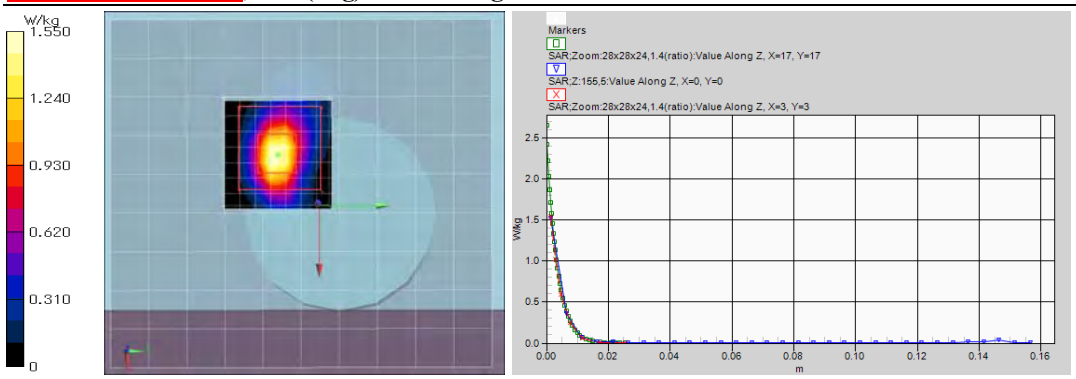

Remarks: *. Date tested: 2019/07/24; Tested by: Hiroshi Naka; Tested place:No.7 shielded room,
*. liquid depth: 149 mm; Position: distance of EUT to phantom: 0 mm (2 mm to liquid); ambient: (23~25) deg.C. / (50~60) %RH,
*. liquid temperature: 22.9(start)/22.9(end)/23.0(in check) deg.C.; *.White cubic: zoom scan area, Red cubic: big=SAR(10g)/small=SAR(1g)

APPENDIX 2: SAR Measurement data (cont'd)
SAR plots of other SAR test conditions

Plot 2a-14: (U-NII-2A (&U-NII-1) band, body) Back & touch, 11n(20HT)(MCS0), 5180 MHz
EUT: Wireless LAN module (in Flat Panel Detector); Type: BM72065 (WM5A15); Serial: f48139ff8b6d (19MED-0124)
Mode: n20(MCS0, OFDM) (UID: 0, Wi-fi_5GHz (0), Frame Length in ms: 0; PAR: 0; PMF: 1); **Frequency: 5180 MHz; Crest Factor: 1.0**
Medium: MSL5800(1907); Medium parameters used: f = 5180 MHz; σ = 5.31 S/m; ε_r = 47.16; ρ = 1000 kg/m^3
Measurement Standard: DASY5 (IEEE/IEC/ANSI C63.19-2007)

DASY Configuration: -Electronics: DAE4 Sn626; Calibrated: 2018/10/15 / -Phantom: ELI v4.0; Type: QDOVA001BA; Serial: 1059; Phantom section: Flat Section -DASY52 52.10.2(1495); SEMCAD X 14.6.12(7450) / -Probe: EX3DV4 - SN3907; ConvF(4.42, 4.42, 4.42) @ 5180 MHz; Calibrated: 2019/06/19
-Sensor-Surface: 1.4mm (Mechanical Surface Detection (Locations From Previous Scan Used)), Sensor-Surface: 1.4mm (Mechanical Surface Detection), z = 1.0, 25.0, 156.0

back,52,53a/5b26,52b4,5180,back&d0,n20(m0)/
Area:90x100,10 (10x11x1): Measurement grid: dx=10mm, dy=10mm; Maximum value of SAR (measured) = 0.881 W/kg
Area:90x100,10 (91x101x1): Interpolated grid: dx=1.000 mm, dy=1.000 mm; Maximum value of SAR (interpolated) = 1.67 W/kg
Z:155,5 (1x1x32): Measurement grid: dx=20mm, dy=20mm, dz=5mm; Maximum value of SAR (measured) = 1.51 W/kg

Zoom:28x28x24,1.4(ratio) (8x8x7)/Cube 0: Measurement grid: dx=4mm, dy=4mm, dz=1.4mm;
Reference Value = 20.61 V/m; Power Drift = -0.04 dB; Maximum value of SAR (measured) = 1.51 W/kg; Peak SAR (extrapolated) = 2.64 W/kg
SAR(1 g) = 0.649 W/kg; SAR(10 g) = 0.162 W/kg

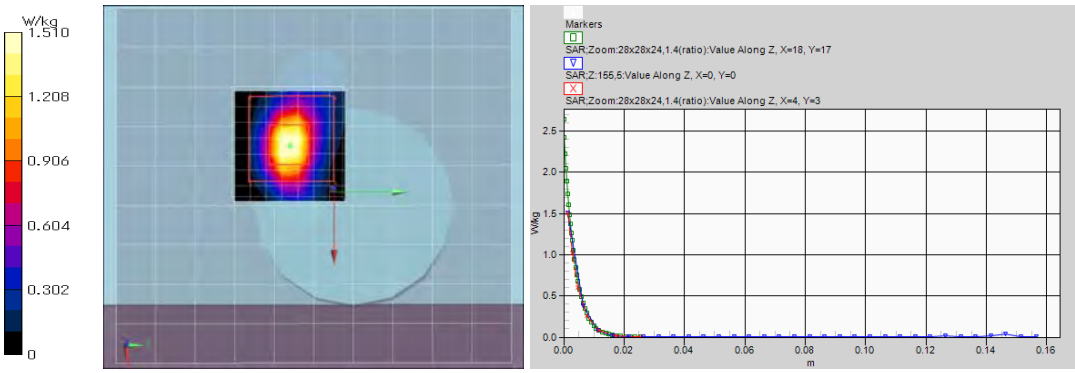

Remarks: *. Date tested: 2019/07/24; Tested by: Hiroshi Naka; Tested place:No.7 shielded room,
*. liquid depth: 149 mm; Position: distance of EUT to phantom: 0 mm (2 mm to liquid); ambient: (23~25) deg.C. / (50~60) %RH,
*. liquid temperature: 22.9(start)/22.9(end)/23.0(in check) deg.C.; *.White cubic: zoom scan area, Red cubic: big=SAR(10g)/small=SAR(1g)

Plot 2a-15: (U-NII-2A (&U-NII-1) band, body) Back & touch, 11n(20HT)(MCS0), 5220 MHz
EUT: Wireless LAN module (in Flat Panel Detector); Type: BM72065 (WM5A15); Serial: f48139ff8b6d (19MED-0124)
Mode: n20(MCS0, OFDM) (UID: 0, Wi-fi_5GHz (0), Frame Length in ms: 0; PAR: 0; PMF: 1); **Frequency: 5220 MHz; Crest Factor: 1.0**
Medium: MSL5800(1907); Medium parameters used: f = 5220 MHz; σ = 5.363 S/m; ε_r = 47.11; ρ = 1000 kg/m^3
Measurement Standard: DASY5 (IEEE/IEC/ANSI C63.19-2007)

DASY Configuration: -Electronics: DAE4 Sn626; Calibrated: 2018/10/15 / -Phantom: ELI v4.0; Type: QDOVA001BA; Serial: 1059; Phantom section: Flat Section -DASY52 52.10.2(1495); SEMCAD X 14.6.12(7450) / -Probe: EX3DV4 - SN3907; ConvF(4.42, 4.42, 4.42) @ 5220 MHz; Calibrated: 2019/06/19
-Sensor-Surface: 1.4mm (Mechanical Surface Detection (Locations From Previous Scan Used)), Sensor-Surface: 1.4mm (Mechanical Surface Detection), z = 1.0, 25.0

back,52,53a/5b28,52b6,5220,back&d0,n20(m0)/
Area:90x100,10 (10x11x1): Measurement grid: dx=10mm, dy=10mm; Maximum value of SAR (measured) = 0.889 W/kg
Area:90x100,10 (91x101x1): Interpolated grid: dx=1.000 mm, dy=1.000 mm; Maximum value of SAR (interpolated) = 1.51 W/kg

Zoom:28x28x24,1.4(ratio) (8x8x7)/Cube 0: Measurement grid: dx=4mm, dy=4mm, dz=1.4mm;
Reference Value = 19.86 V/m; Power Drift = -0.08 dB; Maximum value of SAR (measured) = 1.40 W/kg; Peak SAR (extrapolated) = 2.42 W/kg
SAR(1 g) = 0.598 W/kg; SAR(10 g) = 0.151 W/kg



Remarks: *. Date tested: 2019/07/24; Tested by: Hiroshi Naka; Tested place:No.7 shielded room,
*. liquid depth: 149 mm; Position: distance of EUT to phantom: 0 mm (2 mm to liquid); ambient: (23~25) deg.C. / (50~60) %RH,
*. liquid temperature: 23.0(start)/23.0(end)/23.0(in check) deg.C.; *.White cubic: zoom scan area, Red cubic: big=SAR(10g)/small=SAR(1g)

APPENDIX 2: SAR Measurement data (cont'd)
SAR plots of other SAR test conditions

Plot 2a-16: (U-NII-2A (&U-NII-1) band, body) Back & touch, 11n(20HT)(MCS0), 5240 MHz
EUT: Wireless LAN module (in Flat Panel Detector); Type: BM72065 (WM5A15); Serial: f48139ff8b6d (19MED-0124)
Mode: n20(MCS0, OFDM) (UID: 0, Wi-fi_5GHz (0), Frame Length in ms: 0; PAR: 0; PMF: 1); **Frequency: 5240 MHz; Crest Factor: 1.0**
Medium: MSL5800(1907); Medium parameters used: f = 5240 MHz; σ = 5.385 S/m; ε_r = 47.08; ρ = 1000 kg/m^3
Measurement Standard: DASY5 (IEEE/IEC/ANSI C63.19-2007)

DASY Configuration: -Electronics: DAE4 Sn626; Calibrated: 2018/10/15 / -Phantom: ELI v4.0; Type: QDOVA001BA; Serial: 1059; Phantom section: Flat Section -DASY52 52.10.2(1495); SEMCAD X 14.6.12(7450) / -Probe: EX3DV4 - SN3907; ConvF(4.42, 4.42, 4.42) @ 5240 MHz; Calibrated: 2019/06/19 -Sensor-Surface: 1.4mm (Mechanical Surface Detection (Locations From Previous Scan Used)), Sensor-Surface: 1.4mm (Mechanical Surface Detection), z = 1.0, 25.0

back,52,53a/5b30,52b8,5240,back&d0,n20(m0)/
Area:90x100,10 (10x11x1): Measurement grid: dx=10mm, dy=10mm; Maximum value of SAR (measured) = 0.850 W/kg
Area:90x100,10 (91x101x1): Interpolated grid: dx=1.000 mm, dy=1.000 mm; Maximum value of SAR (interpolated) = 1.41 W/kg

Zoom:28x28x24,1.4(ratio) (8x8x7)/Cube 0: Measurement grid: dx=4mm, dy=4mm, dz=1.4mm;
Reference Value = 19.31 V/m; Power Drift = -0.03 dB; Maximum value of SAR (measured) = 1.34 W/kg; Peak SAR (extrapolated) = 2.31 W/kg
SAR(1 g) = 0.567 W/kg; SAR(10 g) = 0.142 W/kg

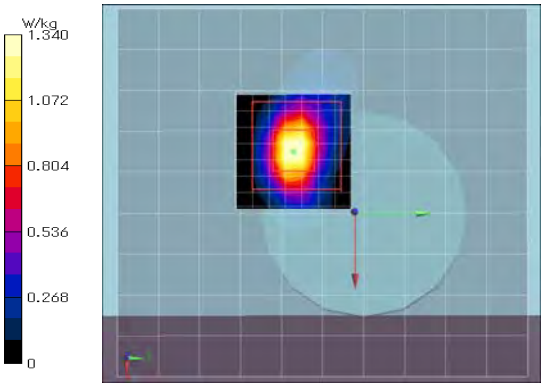

Remarks: *. Date tested: 2019/07/24; Tested by: Hiroshi Naka; Tested place:No.7 shielded room,
*. liquid depth: 149 mm; Position: distance of EUT to phantom: 0 mm (2 mm to liquid); ambient: (23~25) deg.C. / (50~60) %RH,
*. liquid temperature: 22.9(start)/22.9(end)/23.0(in check) deg.C.; *.White cubic: zoom scan area, Red cubic: big=SAR(10g)/small=SAR(1g)

Plot 2a-17: (U-NII-2A (&U-NII-1) band, body) Front & touch, 11n(40HT)(MCS0), 5310 MHz
EUT: Wireless LAN module (in Flat Panel Detector); Type: BM72065 (WM5A15); Serial: f48139ff8b6d (19MED-0124)
Mode: n40(MCS0, OFDM) (UID: 0, Wi-fi_5GHz (0), Frame Length in ms: 0; PAR: 0; PMF: 1); **Frequency: 5310 MHz; Crest Factor: 1.0**
Medium: MSL5800(1907); Medium parameters used: f = 5310 MHz; σ = 5.474 S/m; ε_r = 46.94; ρ = 1000 kg/m^3
Measurement Standard: DASY5 (IEEE/IEC/ANSI C63.19-2007)

DASY Configuration: -Electronics: DAE4 Sn626; Calibrated: 2018/10/15 / -Phantom: ELI v4.0; Type: QDOVA001BA; Serial: 1059; Phantom section: Flat Section -DASY52 52.10.2(1495); SEMCAD X 14.6.12(7450) / -Probe: EX3DV4 - SN3907; ConvF(4.42, 4.42, 4.42) @ 5310 MHz; Calibrated: 2019/06/19 -Sensor-Surface: 1.4mm (Mechanical Surface Detection), z = 1.0, 25.0

side&frt/5b38,53b9,5310,front(patient)&d0,n40(m0)/
Area:100x120,10 (11x13x1): Measurement grid: dx=10mm, dy=10mm; Maximum value of SAR (measured) = 0.0137 W/kg
Area:100x120,10 (101x121x1): Interpolated grid: dx=1.000 mm, dy=1.000 mm; Maximum value of SAR (interpolated) = 0.0248 W/kg

Zoom:28x28x24,1.4(ratio) (8x8x7)/Cube 0: Measurement grid: dx=4mm, dy=4mm, dz=1.4mm;
Reference Value = 1.387 V/m; Power Drift = -0.20 dB; Maximum value of SAR (measured) = 0.0126 W/kg; Peak SAR (extrapolated) = 0.0320 W/kg
SAR(1 g) = 0.00621 W/kg; SAR(10 g) = 0.00279 W/kg

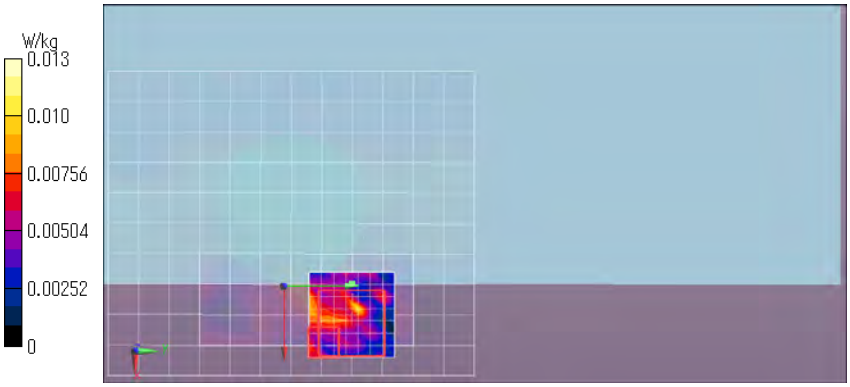

Remarks: *. Date tested: 2019/07/24; Tested by: Hiroshi Naka; Tested place:No.7 shielded room,
*. liquid depth: 149 mm; Position: distance of EUT to phantom: 0 mm (2 mm to liquid); ambient: (23~25) deg.C. / (50~60) %RH,
*. liquid temperature: 23.1(start)/23.1(end)/23.0(in check) deg.C.; *.White cubic: zoom scan area, Red cubic: big=SAR(10g)/small=SAR(1g)

APPENDIX 2: SAR Measurement data (cont'd)
SAR plots of other SAR test conditions

Plot 2a-18: (U-NII-2A (&U-NII-1) band, body) Right & touch, 11n(40HT)(MCS0), 5310 MHz
EUT: Wireless LAN module (in Flat Panel Detector); Type: BM72065 (WM5A15); Serial: f48139ff8b6d (19MED-0124)
Mode: n40(MCS0, OFDM) (UID: 0, Wi-fi_5GHz (0), Frame Length in ms: 0; PAR: 0; PMF: 1); **Frequency: 5310 MHz; Crest Factor: 1.0**
Medium: MSL5800(1907); Medium parameters used: f = 5310 MHz; σ = 5.474 S/m; ε_r = 46.94; ρ = 1000 kg/m^3
Measurement Standard: DASY5 (IEEE/IEC/ANSI C63.19-2007)

DASY Configuration: -Electronics: DAE4 Sn626; Calibrated: 2018/10/15 / -Phantom: ELI v4.0; Type: QDOVA001BA; Serial: 1059; Phantom section: Flat Section -DASY52 52.10.2(1495); SEMCAD X 14.6.12(7450) / -Probe: EX3DV4 - SN3907; ConvF(4.42, 4.42, 4.42) @ 5310 MHz; Calibrated: 2019/06/19 -Sensor-Surface: 1.4mm (Mechanical Surface Detection), z = 1.0, 25.0

side&frt/5b41,53b10,5310,side&d0,n40(m0)/
Area:120x70,10 (13x8x1): Measurement grid: dx=10mm, dy=10mm; Maximum value of SAR (measured) = 0.0647 W/kg
Area:120x70,10 (121x71x1): Interpolated grid: dx=1.000 mm, dy=1.000 mm; Maximum value of SAR (interpolated) = 0.0798 W/kg

Zoom:28x28x24,1.4(ratio) (8x8x7)/Cube 0: Measurement grid: dx=4mm, dy=4mm, dz=1.4mm;
Reference Value = 3.752 V/m; Power Drift = 0.14 dB; Maximum value of SAR (measured) = 0.0647 W/kg; Peak SAR (extrapolated) = 0.107 W/kg
SAR(1 g) = 0.027 W/kg; SAR(10 g) = 0.00887 W/kg

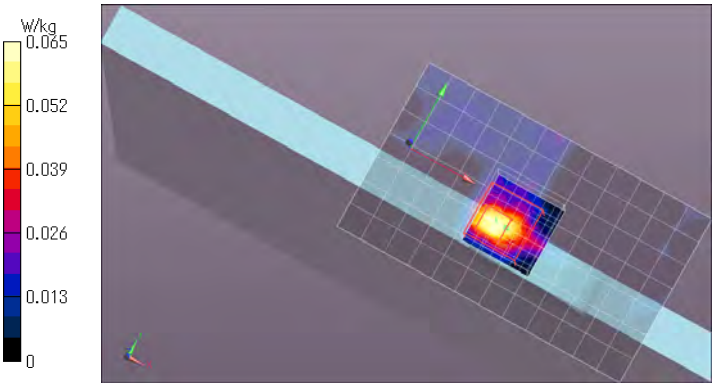

Remarks: *. Date tested: 2019/07/24; Tested by: Hiroshi Naka; Tested place:No.7 shielded room,
*. liquid depth: 149 mm; Position: distance of EUT to phantom: 0 mm (2 mm to liquid); ambient: (23~25) deg.C. / (50~60) %RH,
*. liquid temperature: 23.0(start)/23.0(end)/23.0(in check) deg.C.; *.White cubic: zoom scan area, Red cubic: big=SAR(10g)/small=SAR(1g)

Plot 2b-2: (U-NII-2A (&U-NII-1) band, head) Back & touch, 11n(40HT)(MCS0), 5270 MHz
EUT: Wireless LAN module (in Flat Panel Detector); Type: BM72065 (WM5A15); Serial: f48139ff8b6d (19MED-0124)
Mode: n40(MCS0, OFDM) (UID: 0, Wi-fi_5GHz (0), Frame Length in ms: 0; PAR: 0; PMF: 1); **Frequency: 5270 MHz; Crest Factor: 1.0**
Medium: HSL5GHz(1907); Medium parameters used: f = 5270 MHz; σ = 4.555 S/m; ε_r = 35.29; ρ = 1000 kg/m^3
Measurement Standard: DASY5 (IEEE/IEC/ANSI C63.19-2007)

DASY Configuration: -Electronics: DAE4 Sn626; Calibrated: 2018/10/15 / -Phantom: ELI v4.0; Type: QDOVA001BA; Serial: 1059; Phantom section: Flat Section -DASY52 52.10.2(1495); SEMCAD X 14.6.12(7450) / -Probe: EX3DV4 - SN3907; ConvF(5.17, 5.17, 5.17) @ 5270 MHz; Calibrated: 2019/06/19 -Sensor-Surface: 1.4mm (Mechanical Surface Detection), z = 1.0, 25.0

back,53,52,a/5h23,53h1,5270,back&d0,n40(m0)/
Area:90x100,10 (10x11x1): Measurement grid: dx=10mm, dy=10mm; Maximum value of SAR (measured) = 0.990 W/kg
Area:90x100,10 (91x101x1): Interpolated grid: dx=1.000 mm, dy=1.000 mm; Maximum value of SAR (interpolated) = 1.59 W/kg

Zoom:28x28x24,1.4(ratio) (8x8x7)/Cube 0: Measurement grid: dx=4mm, dy=4mm, dz=1.4mm;
Reference Value = 21.00 V/m; Power Drift = -0.10 dB; Maximum value of SAR (measured) = 1.56 W/kg; Peak SAR (extrapolated) = 2.60 W/kg
SAR(1 g) = 0.618 W/kg; SAR(10 g) = 0.155 W/kg

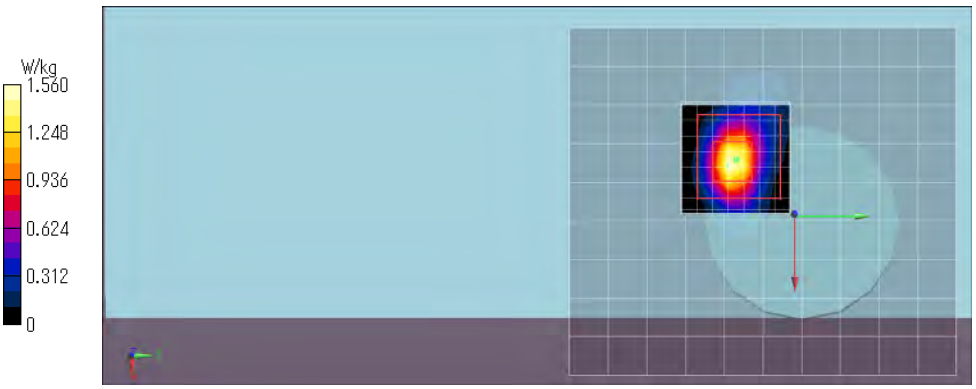

Remarks: *. Date tested: 2019/07/19; Tested by: Hiroshi Naka; Tested place:No.7 shielded room,
*. liquid depth: 149 mm; Position: distance of EUT to phantom: 0 mm (2 mm to liquid); ambient: (22~24) deg.C. / (50~60) %RH,
*. liquid temperature: 22.2(start)/22.2(end)/22.1(in check) deg.C.; *.White cubic: zoom scan area, Red cubic: big=SAR(10g)/small=SAR(1g)

APPENDIX 2: SAR Measurement data (cont'd)
SAR plots of other SAR test conditions

Plot 2b-3: (U-NII-2A (&U-NII-1) band, head) Back & touch, 11n(40HT)(MCS0), 5310 MHz
EUT: Wireless LAN module (in Flat Panel Detector); Type: BM72065 (WM5A15); Serial: f48139ff8b6d (19MED-0124)
Mode: n40(MCS0, OFDM) (UID: 0, Wi-fi_5GHz (0), Frame Length in ms: 0; PAR: 0; PMF: 1); **Frequency: 5310 MHz; Crest Factor: 1.0**
Medium: HSL5GHz(1907); Medium parameters used: f = 5310 MHz; σ = 4.595 S/m; ε_r = 35.23; ρ = 1000 kg/m^3
Measurement Standard: DASY5 (IEEE/IEC/ANSI C63.19-2007)

DASY Configuration: -Electronics: DAE4 Sn626; Calibrated: 2018/10/15 / -Phantom: ELI v4.0; Type: QDOVA001BA; Serial: 1059; Phantom section: Flat Section -DASY52 52.10.2(1495); SEMCAD X 14.6.12(7450) / -Probe: EX3DV4 - SN3907; ConvF(5.17, 5.17, 5.17) @ 5310 MHz; Calibrated: 2019/06/19
-Sensor-Surface: 1.4mm (Mechanical Surface Detection (Locations From Previous Scan Used)), Sensor-Surface: 1.4mm (Mechanical Surface Detection), z = 1.0, 25.0, 156.0

back,53,52,a/o5h24,53h2,5310,back&d0,n40(m0)/
Area:90x100,10 (10x11x1): Measurement grid: dx=10mm, dy=10mm; Maximum value of SAR (measured) = 0.998 W/kg
Area:90x100,10 (91x101x1): Interpolated grid: dx=1.000 mm, dy=1.000 mm; Maximum value of SAR (interpolated) = 1.57 W/kg
Z:155,5 (1x1x32): Measurement grid: dx=20mm, dy=20mm, dz=5mm; Maximum value of SAR (measured) = 1.47 W/kg

Zoom:28x28x24,1.4(ratio) (8x8x7)/Cube 0: Measurement grid: dx=4mm, dy=4mm, dz=1.4mm;
Reference Value = 20.67 V/m; Power Drift = -0.08 dB; Maximum value of SAR (measured) = 1.49 W/kg; Peak SAR (extrapolated) = 2.53 W/kg
SAR(1 g) = 0.610 W/kg; SAR(10 g) = 0.155 W/kg

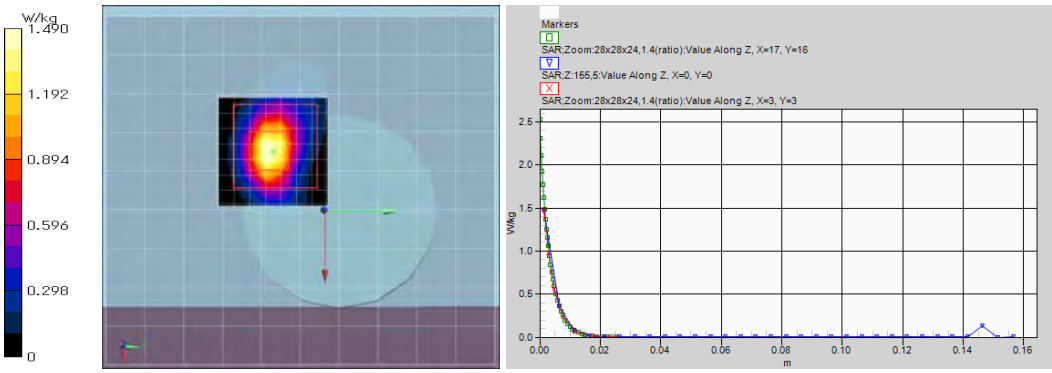

Remarks: *. Date tested: 2019/07/19; Tested by: Hiroshi Naka; Tested place:No.7 shielded room,
*. liquid depth: 149 mm; Position: distance of EUT to phantom: 0 mm (2 mm to liquid); ambient: (22~24) deg.C. / (50~60) %RH,
*. liquid temperature: 22.2(start)/22.1(end)/22.1(in check) deg.C.; *.White cubic: zoom scan area, Red cubic: big=SAR(10g)/small=SAR(1g)

Plot 2b-4: (U-NII-2A (&U-NII-1) band, head) Back & touch, 11n(40HT)(MCS0), 5190 MHz
EUT: Wireless LAN module (in Flat Panel Detector); Type: BM72065 (WM5A15); Serial: f48139ff8b6d (19MED-0124)
Mode: n40(MCS0, OFDM) (UID: 0, Wi-fi_5GHz (0), Frame Length in ms: 0; PAR: 0; PMF: 1); **Frequency: 5190 MHz; Crest Factor: 1.0**
Medium: HSL5GHz(1907); Medium parameters used: f = 5190 MHz; σ = 4.472 S/m; ε_r = 35.40; ρ = 1000 kg/m^3
Measurement Standard: DASY5 (IEEE/IEC/ANSI C63.19-2007)

DASY Configuration: -Electronics: DAE4 Sn626; Calibrated: 2018/10/15 / -Phantom: ELI v4.0; Type: QDOVA001BA; Serial: 1059; Phantom section: Flat Section -DASY52 52.10.2(1495); SEMCAD X 14.6.12(7450) / -Probe: EX3DV4 - SN3907; ConvF(5.17, 5.17, 5.17) @ 5190 MHz; Calibrated: 2019/06/19
-Sensor-Surface: 1.4mm (Mechanical Surface Detection (Locations From Previous Scan Used)), Sensor-Surface: 1.4mm (Mechanical Surface Detection), z = 1.0, 25.0

back,53,52,a/o5h25,52h1,5190,back&d0,n40(m0)/
Area:90x100,10 (10x11x1): Measurement grid: dx=10mm, dy=10mm; Maximum value of SAR (measured) = 1.03 W/kg
Area:90x100,10 (91x101x1): Interpolated grid: dx=1.000 mm, dy=1.000 mm; Maximum value of SAR (interpolated) = 1.53 W/kg

Zoom:28x28x24,1.4(ratio) (8x8x7)/Cube 0: Measurement grid: dx=4mm, dy=4mm, dz=1.4mm;
Reference Value = 20.57 V/m; Power Drift = -0.08 dB; Maximum value of SAR (measured) = 1.42 W/kg; Peak SAR (extrapolated) = 2.41 W/kg
SAR(1 g) = 0.584 W/kg; SAR(10 g) = 0.148 W/kg

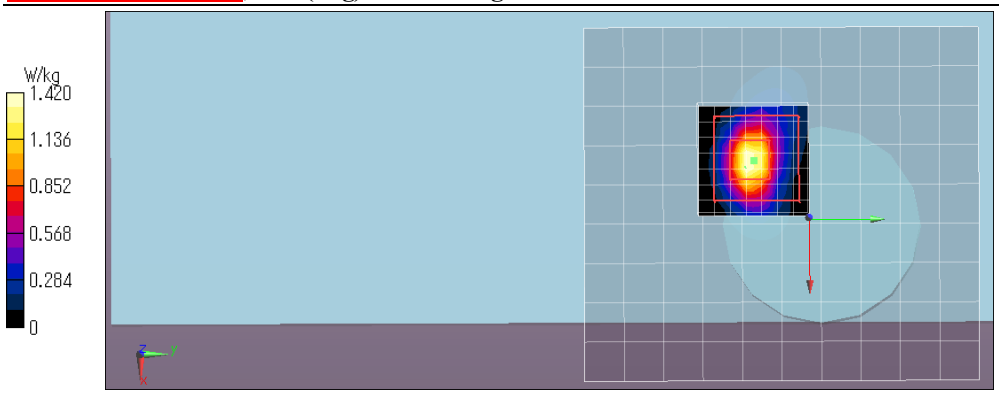

Remarks: *. Date tested: 2019/07/19; Tested by: Hiroshi Naka; Tested place:No.7 shielded room,
*. liquid depth: 149 mm; Position: distance of EUT to phantom: 0 mm (2 mm to liquid); ambient: (22~24) deg.C. / (50~60) %RH,
*. liquid temperature: 22.2(start)/22.1(end)/22.1(in check) deg.C.; *.White cubic: zoom scan area, Red cubic: big=SAR(10g)/small=SAR(1g)

APPENDIX 2: SAR Measurement data (cont'd)
SAR plots of other SAR test conditions

Plot 2b-5: (U-NII-2A (&U-NII-1) band, head) Back & touch, 11n(40HT)(MCS0), 5230 MHz
EUT: Wireless LAN module (in Flat Panel Detector); Type: BM72065 (WM5A15); Serial: f48139ff8b6d (19MED-0124)
Mode: n40(MCS0, OFDM) (UID: 0, Wi-fi_5GHz (0), Frame Length in ms: 0; PAR: 0; PMF: 1); **Frequency: 5230 MHz; Crest Factor: 1.0**
Medium: HSL5GHz(1907); Medium parameters used: f = 5230 MHz; σ = 4.522 S/m; ε_r = 35.37; ρ = 1000 kg/m^3
Measurement Standard: DASY5 (IEEE/IEC/ANSI C63.19-2007)

DASY Configuration: -Electronics: DAE4 Sn626; Calibrated: 2018/10/15 / -Phantom: ELI v4.0; Type: QDOVA001BA; Serial: 1059; Phantom section: Flat Section -DASY52 52.10.2(1495); SEMCAD X 14.6.12(7450) / -Probe: EX3DV4 - SN3907; ConvF(5.17, 5.17, 5.17) @ 5230 MHz; Calibrated: 2019/06/19 -Sensor-Surface: 1.4mm (Mechanical Surface Detection (Locations From Previous Scan Used)), Sensor-Surface: 1.4mm (Mechanical Surface Detection), z = 1.0, 25.0

back,53,52,a/5h26,52h2,5230,back&d0,n40(m0)/
Area:90x100,10 (10x11x1): Measurement grid: dx=10mm, dy=10mm; Maximum value of SAR (measured) = 0.939 W/kg
Area:90x100,10 (91x101x1): Interpolated grid: dx=1.000 mm, dy=1.000 mm; Maximum value of SAR (interpolated) = 1.47 W/kg

Zoom:28x28x24,1.4(ratio) (8x8x7)/Cube 0: Measurement grid: dx=4mm, dy=4mm, dz=1.4mm;
Reference Value = 20.12 V/m; Power Drift = -0.08 dB; Maximum value of SAR (measured) = 1.37 W/kg; Peak SAR (extrapolated) = 2.31 W/kg
SAR(1 g) = 0.554 W/kg; SAR(10 g) = 0.140 W/kg

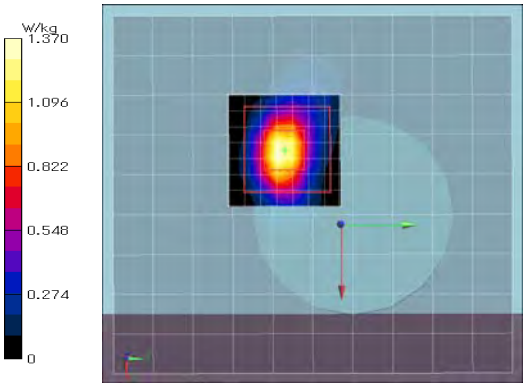

Remarks: *. Date tested: 2019/07/19; Tested by: Hiroshi Naka; Tested place:No.7 shielded room,
*. liquid depth: 149 mm; Position: distance of EUT to phantom: 0 mm (2 mm to liquid); ambient: (22~24) deg.C. / (50~60) %RH,
*. liquid temperature: 22.1(start)/22.1(end)/22.1(in check) deg.C.; *.White cubic: zoom scan area, Red cubic: big=SAR(10g)/small=SAR(1g)

Plot 2b-6: (U-NII-2A (&U-NII-1) band, head) Back & touch, 11a(6Mbps), 5260 MHz
EUT: Wireless LAN module (in Flat Panel Detector); Type: BM72065 (WM5A15); Serial: f48139ff8b6d (19MED-0124)
Mode: 11a(6Mbpss, OFDM) (UID: 0, Wi-fi_5GHz (0), Frame Length in ms: 0; PAR: 0; PMF: 1); **Frequency: 5260 MHz; Crest Factor: 1.0**
Medium: HSL5GHz(1907); Medium parameters used: f = 5260 MHz; σ = 4.547 S/m; ε_r = 35.31; ρ = 1000 kg/m^3
Measurement Standard: DASY5 (IEEE/IEC/ANSI C63.19-2007)

DASY Configuration: -Electronics: DAE4 Sn626; Calibrated: 2018/10/15 / -Phantom: ELI v4.0; Type: QDOVA001BA; Serial: 1059; Phantom section: Flat Section -DASY52 52.10.2(1495); SEMCAD X 14.6.12(7450) / -Probe: EX3DV4 - SN3907; ConvF(5.17, 5.17, 5.17) @ 5260 MHz; Calibrated: 2019/06/19 -Sensor-Surface: 1.4mm (Mechanical Surface Detection (Locations From Previous Scan Used)), Sensor-Surface: 1.4mm (Mechanical Surface Detection), z = 1.0, 25.0

back,53,52,c/5h42re32,53h7re,5260back&d0,a(6m)/
Area:90x100,10 (10x11x1): Measurement grid: dx=10mm, dy=10mm; Maximum value of SAR (measured) = 1.31 W/kg
Area:90x100,10 (91x101x1): Interpolated grid: dx=1.000 mm, dy=1.000 mm; Maximum value of SAR (interpolated) = 1.79 W/kg

Zoom:28x28x24,1.4(ratio) (8x8x7)/Cube 0: Measurement grid: dx=4mm, dy=4mm, dz=1.4mm;
Reference Value = 22.07 V/m; Power Drift = -0.12 dB; Maximum value of SAR (measured) = 1.62 W/kg; Peak SAR (extrapolated) = 2.80 W/kg
SAR(1 g) = 0.668 W/kg; SAR(10 g) = 0.166 W/kg

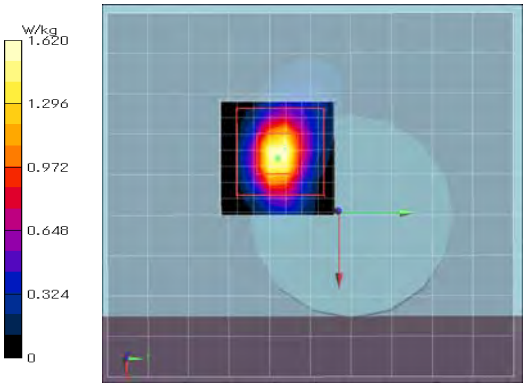

Remarks: *. Date tested: 2019/07/19; Tested by: Hiroshi Naka; Tested place:No.7 shielded room,
*. liquid depth: 149 mm; Position: distance of EUT to phantom: 0 mm (2 mm to liquid); ambient: (22~24) deg.C. / (50~60) %RH,
*. liquid temperature: 22.0(start)/22.0(end)/22.1(in check) deg.C.; *.White cubic: zoom scan area, Red cubic: big=SAR(10g)/small=SAR(1g)

APPENDIX 2: SAR Measurement data (cont'd)
SAR plots of other SAR test conditions

Plot 2b-7: (U-NII-2A (&U-NII-1) band, head) Back & touch, 11a(6Mbps), 5300 MHz
EUT: Wireless LAN module (in Flat Panel Detector); Type: BM72065 (WM5A15); Serial: f48139ff8b6d (19MED-0124)
Mode: 11a(6Mbps, OFDM) (UID: 0, Wi-fi_5GHz (0), Frame Length in ms: 0; PAR: 0; PMF: 1); **Frequency: 5300 MHz; Crest Factor: 1.0**
Medium: HSL5GHz(1907); Medium parameters used: f = 5300 MHz; σ = 4.588 S/m; ε_r = 35.22; ρ = 1000 kg/m^3
Measurement Standard: DASY5 (IEEE/IEC/ANSI C63.19-2007)

DASY Configuration: -Electronics: DAE4 Sn626; Calibrated: 2018/10/15 / -Phantom: ELI v4.0; Type: QDOVA001BA; Serial: 1059; Phantom section: Flat Section -DASY52 52.10.2(1495); SEMCAD X 14.6.12(7450) / -Probe: EX3DV4 - SN3907; ConvF(5.17, 5.17, 5.17) @ 5300 MHz; Calibrated: 2019/06/19 -Sensor-Surface: 1.4mm (Mechanical Surface Detection), z = 1.0, 25.0

back,53,52,a/5h29,53h5,5300,back&d0,a(6m)/
Area:90x100,10 (10x11x1): Measurement grid: dx=10mm, dy=10mm; Maximum value of SAR (measured) = 0.943 W/kg
Area:90x100,10 (91x101x1): Interpolated grid: dx=1.000 mm, dy=1.000 mm; Maximum value of SAR (interpolated) = 1.42 W/kg

Zoom:28x28x24,1.4(ratio) (8x8x7)/Cube 0: Measurement grid: dx=4mm, dy=4mm, dz=1.4mm;
Reference Value = 20.25 V/m; Power Drift = -0.12 dB; Maximum value of SAR (measured) = 1.35 W/kg; Peak SAR (extrapolated) = 2.38 W/kg
SAR(1 g) = 0.570 W/kg; SAR(10 g) = 0.144 W/kg

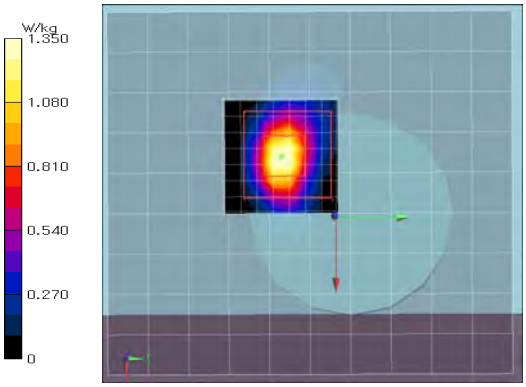

Remarks: *. Date tested: 2019/07/19; Tested by: Hiroshi Naka; Tested place:No.7 shielded room,
*. liquid depth: 149 mm; Position: distance of EUT to phantom: 0 mm (2 mm to liquid); ambient: (22~24) deg.C. / (50~60) %RH,
*. liquid temperature: 22.2(start)/22.2(end)/22.1(in check) deg.C.; *.White cubic: zoom scan area, Red cubic: big=SAR(10g)/small=SAR(1g)

Plot 2b-8: (U-NII-2A (&U-NII-1) band, head) Back & touch, 11a(6Mbps), 5320 MHz
EUT: Wireless LAN module (in Flat Panel Detector); Type: BM72065 (WM5A15); Serial: f48139ff8b6d (19MED-0124)
Mode: 11a(6Mbpss, OFDM) (UID: 0, Wi-fi_5GHz (0), Frame Length in ms: 0; PAR: 0; PMF: 1); **Frequency: 5320 MHz; Crest Factor: 1.0**
Medium: HSL5GHz(1907); Medium parameters used: f = 5320 MHz; σ = 4.599 S/m; ε_r = 35.22; ρ = 1000 kg/m^3
Measurement Standard: DASY5 (IEEE/IEC/ANSI C63.19-2007)

DASY Configuration: -Electronics: DAE4 Sn626; Calibrated: 2018/10/15 / -Phantom: ELI v4.0; Type: QDOVA001BA; Serial: 1059; Phantom section: Flat Section -DASY52 52.10.2(1495); SEMCAD X 14.6.12(7450) / -Probe: EX3DV4 - SN3907; ConvF(5.17, 5.17, 5.17) @ 5320 MHz; Calibrated: 2019/06/19 -Sensor-Surface: 1.4mm (Mechanical Surface Detection (Locations From Previous Scan Used)), Sensor-Surface: 1.4mm (Mechanical Surface Detection), z = 1.0, 25.0, 156.0

back,53,52,c/o5h43re27,53h3re,5320,back&d0,a(6m)/
Area:90x100,10 (10x11x1): Measurement grid: dx=10mm, dy=10mm; Maximum value of SAR (measured) = 1.19 W/kg
Area:90x100,10 (91x101x1): Interpolated grid: dx=1.000 mm, dy=1.000 mm; Maximum value of SAR (interpolated) = 1.60 W/kg
Z:155,5 (1x1x32): Measurement grid: dx=20mm, dy=20mm, dz=5mm; Maximum value of SAR (measured) = 1.46 W/kg

Zoom:28x28x24,1.4(ratio) (8x8x7)/Cube 0: Measurement grid: dx=4mm, dy=4mm, dz=1.4mm;
Reference Value = 20.62 V/m; Power Drift = -0.03 dB; Maximum value of SAR (measured) = 1.45 W/kg; Peak SAR (extrapolated) = 2.54 W/kg
SAR(1 g) = 0.607 W/kg; SAR(10 g) = 0.154 W/kg

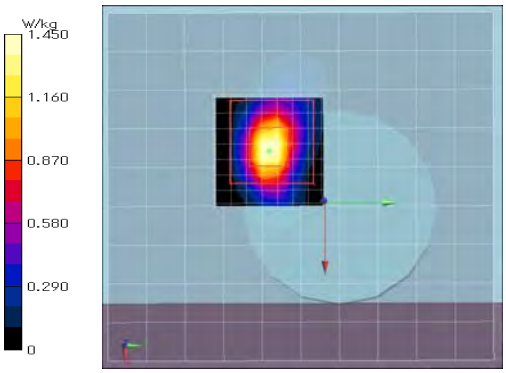

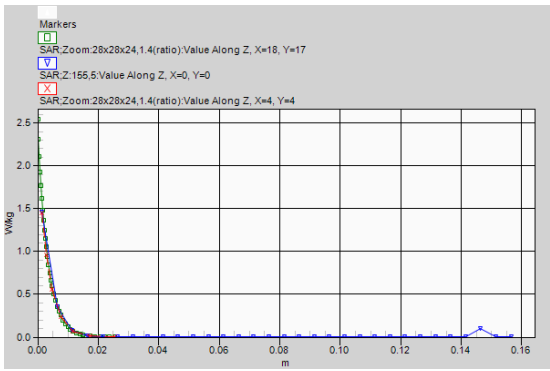

Remarks: *. Date tested: 2019/07/19; Tested by: Hiroshi Naka; Tested place:No.7 shielded room,
*. liquid depth: 149 mm; Position: distance of EUT to phantom: 0 mm (2 mm to liquid); ambient: (22~24) deg.C. / (50~60) %RH,
*. liquid temperature: 22.0(start)/22.1(end)/22.1(in check) deg.C.; *.White cubic: zoom scan area, Red cubic: big=SAR(10g)/small=SAR(1g)

APPENDIX 2: SAR Measurement data (cont'd)
SAR plots of other SAR test conditions

Plot 2b-9: (U-NII-2A (&U-NII-1) band, head) Back & touch, 11a(6Mbps), 5180 MHz
EUT: Wireless LAN module (in Flat Panel Detector); Type: BM72065 (WM5A15); Serial: f48139ff8b6d (19MED-0124)
Mode: 11a(6Mbps, OFDM) (UID: 0, Wi-fi_5GHz (0), Frame Length in ms: 0; PAR: 0; PMF: 1); **Frequency: 5180 MHz; Crest Factor: 1.0**
Medium: HSL5GHz(1907); Medium parameters used: f = 5180 MHz; σ = 4.465 S/m; ε_r = 35.40; ρ = 1000 kg/m^3
Measurement Standard: DASY5 (IEEE/IEC/ANSI C63.19-2007)

DASY Configuration: -Electronics: DAE4 Sn626; Calibrated: 2018/10/15 / -Phantom: ELI v4.0; Type: QDOVA001BA; Serial: 1059; Phantom section: Flat Section -DASY52 52.10.2(1495); SEMCAD X 14.6.12(7450) / -Probe: EX3DV4 - SN3907; ConvF(5.17, 5.17, 5.17) @ 5180 MHz; Calibrated: 2019/06/19
-Sensor-Surface: 1.4mm (Mechanical Surface Detection (Locations From Previous Scan Used)), Sensor-Surface: 1.4mm (Mechanical Surface Detection), z = 1.0, 25.0, 156.0

back,53,52,b/5h34,52h3,5180,back&d0,a(6m)/
Area:90x100,10 (10x11x1): Measurement grid: dx=10mm, dy=10mm; Maximum value of SAR (measured) = 0.987 W/kg
Area:90x100,10 (91x101x1): Interpolated grid: dx=1.000 mm, dy=1.000 mm; Maximum value of SAR (interpolated) = 1.72 W/kg
Z:155,5 (1x1x32): Measurement grid: dx=20mm, dy=20mm, dz=5mm; Maximum value of SAR (measured) = 1.44 W/kg

Zoom:28x28x24,1.4(ratio) (8x8x7)/Cube 0: Measurement grid: dx=4mm, dy=4mm, dz=1.4mm;
Reference Value = 21.24 V/m; Power Drift = -0.12 dB; Maximum value of SAR (measured) = 1.44 W/kg; Peak SAR (extrapolated) = 2.53 W/kg
SAR(1 g) = 0.611 W/kg; SAR(10 g) = 0.154 W/kg

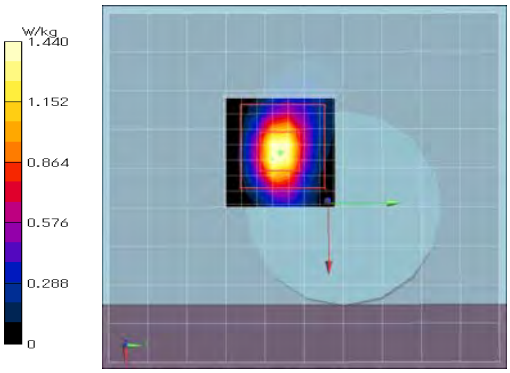

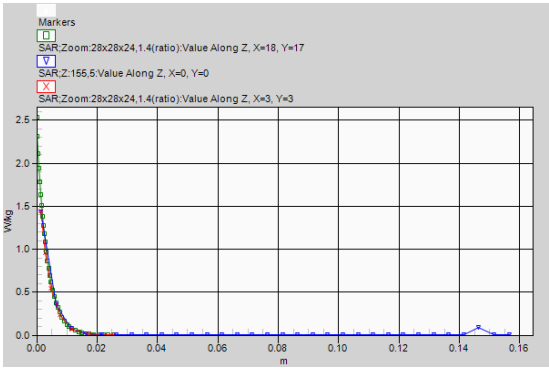

Remarks: *. Date tested: 2019/07/19; Tested by: Hiroshi Naka; Tested place:No.7 shielded room,
*. liquid depth: 149 mm; Position: distance of EUT to phantom: 0 mm (2 mm to liquid); ambient: (22~24) deg.C. / (50~60) %RH,
*. liquid temperature: 22.3(start)/22.3(end)/22.1(in check) deg.C.; *.White cubic: zoom scan area, Red cubic: big=SAR(10g)/small=SAR(1g)

Plot 2b-10: (U-NII-2A (&U-NII-1) band, head) Back & touch, 11a(6Mbps), 5220 MHz
EUT: Wireless LAN module (in Flat Panel Detector); Type: BM72065 (WM5A15); Serial: f48139ff8b6d (19MED-0124)
Mode: 11a(6Mbps, OFDM) (UID: 0, Wi-fi_5GHz (0), Frame Length in ms: 0; PAR: 0; PMF: 1); **Frequency: 5220 MHz; Crest Factor: 1.0**
Medium: HSL5GHz(1907); Medium parameters used: f = 5220 MHz; σ = 4.503 S/m; ε_r = 35.35; ρ = 1000 kg/m^3
Measurement Standard: DASY5 (IEEE/IEC/ANSI C63.19-2007)

DASY Configuration: -Electronics: DAE4 Sn626; Calibrated: 2018/10/15 / -Phantom: ELI v4.0; Type: QDOVA001BA; Serial: 1059; Phantom section: Flat Section -DASY52 52.10.2(1495); SEMCAD X 14.6.12(7450) / -Probe: EX3DV4 - SN3907; ConvF(5.17, 5.17, 5.17) @ 5220 MHz; Calibrated: 2019/06/19
-Sensor-Surface: 1.4mm (Mechanical Surface Detection (Locations From Previous Scan Used)), Sensor-Surface: 1.4mm (Mechanical Surface Detection), z = 1.0, 25.0

back,53,52,b/5h37,52h5,5220,back&d0,a(6m)/
Area:90x100,10 (10x11x1): Measurement grid: dx=10mm, dy=10mm; Maximum value of SAR (measured) = 1.29 W/kg
Area:90x100,10 (91x101x1): Interpolated grid: dx=1.000 mm, dy=1.000 mm; Maximum value of SAR (interpolated) = 1.78 W/kg

Zoom:28x28x24,1.4(ratio) (8x8x7)/Cube 0: Measurement grid: dx=4mm, dy=4mm, dz=1.4mm;
Reference Value = 20.27 V/m; Power Drift = -0.17 dB; Maximum value of SAR (measured) = 1.39 W/kg; Peak SAR (extrapolated) = 2.37 W/kg
SAR(1 g) = 0.568 W/kg; SAR(10 g) = 0.143 W/kg

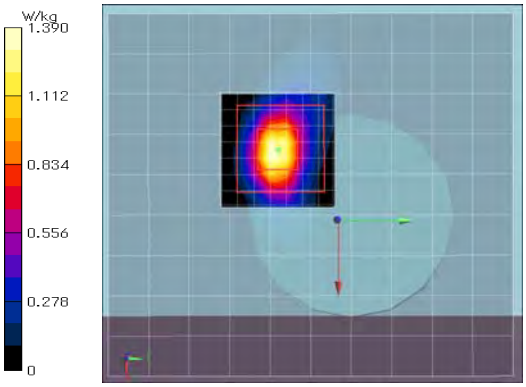

Remarks: *. Date tested: 2019/07/19; Tested by: Hiroshi Naka; Tested place:No.7 shielded room,
*. liquid depth: 149 mm; Position: distance of EUT to phantom: 0 mm (2 mm to liquid); ambient: (22~24) deg.C. / (50~60) %RH,
*. liquid temperature: 22.2(start)/22.1(end)/22.1(in check) deg.C.; *.White cubic: zoom scan area, Red cubic: big=SAR(10g)/small=SAR(1g)

APPENDIX 2: SAR Measurement data (cont'd)
SAR plots of other SAR test conditions

Plot 2b-11: (U-NII-2A (&U-NII-1) band, head) Back & touch, 11a(6Mbps), 5240 MHz
EUT: Wireless LAN module (in Flat Panel Detector); Type: BM72065 (WM5A15); Serial: f48139ff8b6d (19MED-0124)
Mode: 11a(6Mbps, OFDM) (UID: 0, Wi-fi_5GHz (0), Frame Length in ms: 0; PAR: 0; PMF: 1); **Frequency: 5240 MHz; Crest Factor: 1.0**
Medium: HSL5GHz(1907); Medium parameters used: f = 5240 MHz; σ = 4.522 S/m; ε_r = 35.34; ρ = 1000 kg/m^3
Measurement Standard: DASY5 (IEEE/IEC/ANSI C63.19-2007)

DASY Configuration: -Electronics: DAE4 Sn626; Calibrated: 2018/10/15 / -Phantom: ELI v4.0; Type: QDOVA001BA; Serial: 1059; Phantom section: Flat Section -DASY52 52.10.2(1495); SEMCAD X 14.6.12(7450) / -Probe: EX3DV4 - SN3907; ConvF(5.17, 5.17, 5.17) @ 5240 MHz; Calibrated: 2019/06/19
-Sensor-Surface: 1.4mm (Mechanical Surface Detection (Locations From Previous Scan Used)), Sensor-Surface: 1.4mm (Mechanical Surface Detection), z = 1.0, 25.0

back,53,52,b/5h39,52h7,5240,back&d0,a(6m)/
Area:90x100,10 (10x11x1): Measurement grid: dx=10mm, dy=10mm; Maximum value of SAR (measured) = 1.17 W/kg
Area:90x100,10 (91x101x1): Interpolated grid: dx=1.000 mm, dy=1.000 mm; Maximum value of SAR (interpolated) = 1.63 W/kg

Zoom:28x28x24,1.4(ratio) (8x8x7)/Cube 0: Measurement grid: dx=4mm, dy=4mm, dz=1.4mm;
Reference Value = 20.94 V/m; Power Drift = -0.10 dB; Maximum value of SAR (measured) = 1.51 W/kg; Peak SAR (extrapolated) = 2.51 W/kg
SAR(1 g) = 0.601 W/kg; SAR(10 g) = 0.150 W/kg

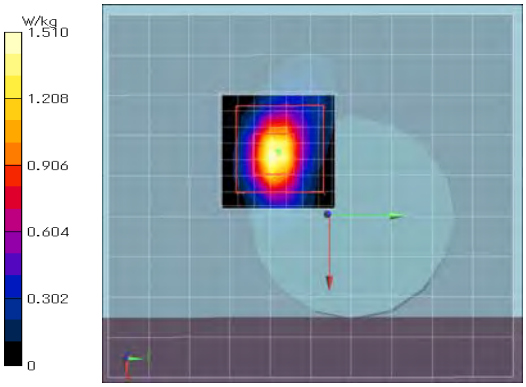

Remarks: *. Date tested: 2019/07/19; Tested by: Hiroshi Naka; Tested place:No.7 shielded room,
*. liquid depth: 149 mm; Position: distance of EUT to phantom: 0 mm (2 mm to liquid); ambient: (22~24) deg.C. / (50~60) %RH,
*. liquid temperature: 22.2(start)/22.2(end)/22.1(in check) deg.C.; *.White cubic: zoom scan area, Red cubic: big=SAR(10g)/small=SAR(1g)

Plot 2b-12: (U-NII-2A (&U-NII-1) band, head) Back & touch, 11n(20HT)(MCS0), 5260 MHz
EUT: Wireless LAN module (in Flat Panel Detector); Type: BM72065 (WM5A15); Serial: f48139ff8b6d (19MED-0124)
Mode: n20(MCS0, OFDM) (UID: 0, Wi-fi_5GHz (0), Frame Length in ms: 0; PAR: 0; PMF: 1); **Frequency: 5260 MHz; Crest Factor: 1.0**
Medium: HSL5GHz(1907); Medium parameters used: f = 5260 MHz; σ = 4.547 S/m; ε_r = 35.31; ρ = 1000 kg/m^3
Measurement Standard: DASY5 (IEEE/IEC/ANSI C63.19-2007)

DASY Configuration: -Electronics: DAE4 Sn626; Calibrated: 2018/10/15 / -Phantom: ELI v4.0; Type: QDOVA001BA; Serial: 1059; Phantom section: Flat Section -DASY52 52.10.2(1495); SEMCAD X 14.6.12(7450) / -Probe: EX3DV4 - SN3907; ConvF(5.17, 5.17, 5.17) @ 5260 MHz; Calibrated: 2019/06/19
-Sensor-Surface: 1.4mm (Mechanical Surface Detection (Locations From Previous Scan Used)), Sensor-Surface: 1.4mm (Mechanical Surface Detection), z = 1.0, 25.0

back,53,52,b/5h33,53h8,5260,back&d0,n20(m0)/
Area:90x100,10 (10x11x1): Measurement grid: dx=10mm, dy=10mm; Maximum value of SAR (measured) = 1.11 W/kg
Area:90x100,10 (91x101x1): Interpolated grid: dx=1.000 mm, dy=1.000 mm; Maximum value of SAR (interpolated) = 1.85 W/kg

Zoom:28x28x24,1.4(ratio) (8x8x7)/Cube 0: Measurement grid: dx=4mm, dy=4mm, dz=1.4mm;
Reference Value = 21.61 V/m; Power Drift = -0.10 dB; Maximum value of SAR (measured) = 1.54 W/kg; Peak SAR (extrapolated) = 2.66 W/kg
SAR(1 g) = 0.638 W/kg; SAR(10 g) = 0.160 W/kg

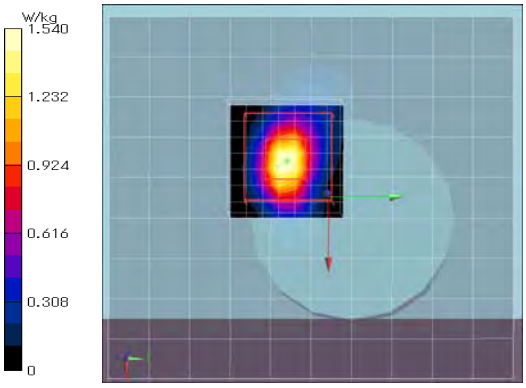

Remarks: *. Date tested: 2019/07/19; Tested by: Hiroshi Naka; Tested place:No.7 shielded room,
*. liquid depth: 149 mm; Position: distance of EUT to phantom: 0 mm (2 mm to liquid); ambient: (22~24) deg.C. / (50~60) %RH,
*. liquid temperature: 22.2(start)/22.3(end)/22.1(in check) deg.C.; *.White cubic: zoom scan area, Red cubic: big=SAR(10g)/small=SAR(1g)

APPENDIX 2: SAR Measurement data (cont'd)
SAR plots of other SAR test conditions

Plot 2b-13: (U-NII-2A (&U-NII-1) band, head) Back & touch, 11n(20HT)(MCS0), 5300 MHz
EUT: Wireless LAN module (in Flat Panel Detector); Type: BM72065 (WM5A15); Serial: f48139ff8b6d (19MED-0124)
Mode: n20(MCS0, OFDM) (UID: 0, Wi-fi_5GHz (0), Frame Length in ms: 0; PAR: 0; PMF: 1); **Frequency: 5300 MHz; Crest Factor: 1.0**
Medium: HSL5GHz(1907); Medium parameters used: f = 5300 MHz; σ = 4.588 S/m; ε_r = 35.22; ρ = 1000 kg/m^3
Measurement Standard: DASY5 (IEEE/IEC/ANSI C63.19-2007)

DASY Configuration: -Electronics: DAE4 Sn626; Calibrated: 2018/10/15 / -Phantom: ELI v4.0; Type: QDOVA001BA; Serial: 1059; Phantom section: Flat Section -DASY52 52.10.2(1495); SEMCAD X 14.6.12(7450) / -Probe: EX3DV4 - SN3907; ConvF(5.17, 5.17, 5.17) @ 5300 MHz; Calibrated: 2019/06/19
-Sensor-Surface: 1.4mm (Mechanical Surface Detection (Locations From Previous Scan Used)), Sensor-Surface: 1.4mm (Mechanical Surface Detection), z = 1.0, 25.0

back,53,52,a/5h30,53h6,5300,back&d0,n20(m0)/
Area:90x100,10 (10x11x1): Measurement grid: dx=10mm, dy=10mm; Maximum value of SAR (measured) = 1.08 W/kg
Area:90x100,10 (91x101x1): Interpolated grid: dx=1.000 mm, dy=1.000 mm; Maximum value of SAR (interpolated) = 1.63 W/kg

Zoom:28x28x24,1.4(ratio) (8x8x7)/Cube 0: Measurement grid: dx=4mm, dy=4mm, dz=1.4mm;
Reference Value = 20.10 V/m; Power Drift = -0.10 dB; Maximum value of SAR (measured) = 1.37 W/kg; Peak SAR (extrapolated) = 2.35 W/kg
SAR(1 g) = 0.562 W/kg; SAR(10 g) = 0.143 W/kg

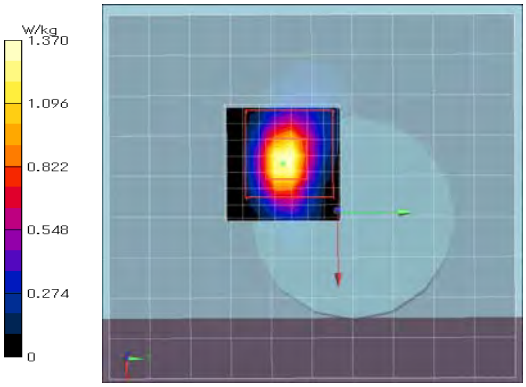

Remarks: *. Date tested: 2019/07/19; Tested by: Hiroshi Naka; Tested place:No.7 shielded room,
*. liquid depth: 149 mm; Position: distance of EUT to phantom: 0 mm (2 mm to liquid); ambient: (22~24) deg.C. / (50~60) %RH,
*. liquid temperature: 22.2(start)/22.3(end)/22.1(in check) deg.C.; *.White cubic: zoom scan area, Red cubic: big=SAR(10g)/small=SAR(1g)

Plot 2b-14: (U-NII-2A (&U-NII-1) band, head) Back & touch, 11n(20HT)(MCS0), 5180 MHz
EUT: Wireless LAN module (in Flat Panel Detector); Type: BM72065 (WM5A15); Serial: f48139ff8b6d (19MED-0124)
Mode: n20(MCS0, OFDM) (UID: 0, Wi-fi_5GHz (0), Frame Length in ms: 0; PAR: 0; PMF: 1); **Frequency: 5180 MHz; Crest Factor: 1.0**
Medium: HSL5GHz(1907); Medium parameters used: f = 5180 MHz; σ = 4.465 S/m; ε_r = 35.40; ρ = 1000 kg/m^3
Measurement Standard: DASY5 (IEEE/IEC/ANSI C63.19-2007)

DASY Configuration: -Electronics: DAE4 Sn626; Calibrated: 2018/10/15 / -Phantom: ELI v4.0; Type: QDOVA001BA; Serial: 1059; Phantom section: Flat Section -DASY52 52.10.2(1495); SEMCAD X 14.6.12(7450) / -Probe: EX3DV4 - SN3907; ConvF(5.17, 5.17, 5.17) @ 5180 MHz; Calibrated: 2019/06/19
-Sensor-Surface: 1.4mm (Mechanical Surface Detection (Locations From Previous Scan Used)), Sensor-Surface: 1.4mm (Mechanical Surface Detection), z = 1.0, 25.0, 156.0

back,53,52,b/o5h35,52h4,5180,back&d0,n20(m0)/
Area:90x100,10 (10x11x1): Measurement grid: dx=10mm, dy=10mm; Maximum value of SAR (measured) = 0.967 W/kg
Area:90x100,10 (91x101x1): Interpolated grid: dx=1.000 mm, dy=1.000 mm; Maximum value of SAR (interpolated) = 1.74 W/kg
Z:155,5 (1x1x32): Measurement grid: dx=20mm, dy=20mm, dz=5mm; Maximum value of SAR (measured) = 1.41 W/kg

Zoom:28x28x24,1.4(ratio) (8x8x7)/Cube 0: Measurement grid: dx=4mm, dy=4mm, dz=1.4mm;
Reference Value = 21.64 V/m; Power Drift = -0.20 dB; Maximum value of SAR (measured) = 1.45 W/kg; Peak SAR (extrapolated) = 2.57 W/kg
SAR(1 g) = 0.617 W/kg; SAR(10 g) = 0.156 W/kg

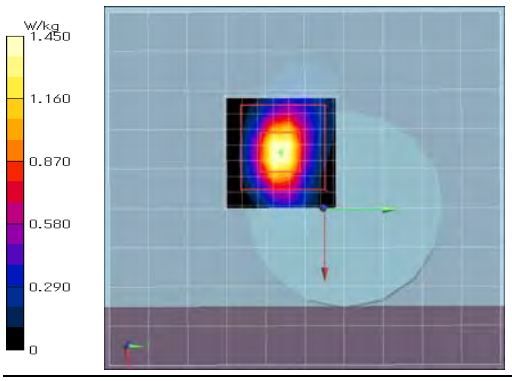

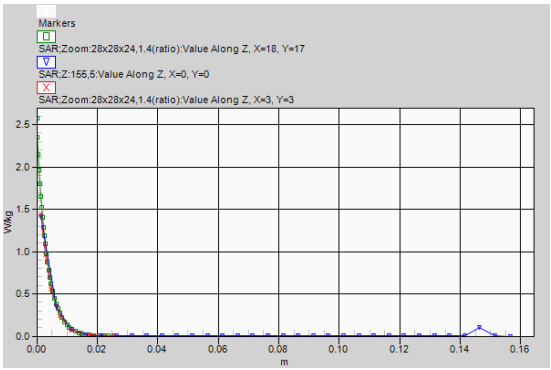

Remarks: *. Date tested: 2019/07/19; Tested by: Hiroshi Naka; Tested place:No.7 shielded room,
*. liquid depth: 149 mm; Position: distance of EUT to phantom: 0 mm (2 mm to liquid); ambient: (22~24) deg.C. / (50~60) %RH,
*. liquid temperature: 22.3(start)/22.2(end)/22.1(in check) deg.C.; *.White cubic: zoom scan area, Red cubic: big=SAR(10g)/small=SAR(1g)

APPENDIX 2: SAR Measurement data (cont'd)
SAR plots of other SAR test conditions

Plot 2b-15: (U-NII-2A (&U-NII-1) band, head) Back & touch, 11n(20HT)(MCS0), 5220 MHz
EUT: Wireless LAN module (in Flat Panel Detector); Type: BM72065 (WM5A15); Serial: f48139ff8b6d (19MED-0124)
Mode: n20(MCS0, OFDM) (UID: 0, Wi-fi_5GHz (0), Frame Length in ms: 0; PAR: 0; PMF: 1); **Frequency: 5220 MHz; Crest Factor: 1.0**
Medium: HSL5GHz(1907); Medium parameters used: f = 5220 MHz; σ = 4.503 S/m; ε_r = 35.35; ρ = 1000 kg/m^3
Measurement Standard: DASY5 (IEEE/IEC/ANSI C63.19-2007)

DASY Configuration: -Electronics: DAE4 Sn626; Calibrated: 2018/10/15 / -Phantom: ELI v4.0; Type: QDOVA001BA; Serial: 1059; Phantom section: Flat Section -DASY52 52.10.2(1495); SEMCAD X 14.6.12(7450) / -Probe: EX3DV4 - SN3907; ConvF(5.17, 5.17, 5.17) @ 5220 MHz; Calibrated: 2019/06/19
-Sensor-Surface: 1.4mm (Mechanical Surface Detection (Locations From Previous Scan Used)), Sensor-Surface: 1.4mm (Mechanical Surface Detection), z = 1.0, 25.0

back,53,52,b/5h38,52h6,5220,back&d0,n20(m0)/
Area:90x100,10 (10x11x1): Measurement grid: dx=10mm, dy=10mm; Maximum value of SAR (measured) = 1.22 W/kg
Area:90x100,10 (91x101x1): Interpolated grid: dx=1.000 mm, dy=1.000 mm; Maximum value of SAR (interpolated) = 1.67 W/kg

Zoom:28x28x24,1.4(ratio) (8x8x7)/Cube 0: Measurement grid: dx=4mm, dy=4mm, dz=1.4mm;
Reference Value = 20.23 V/m; Power Drift = -0.10 dB; Maximum value of SAR (measured) = 1.39 W/kg; Peak SAR (extrapolated) = 2.37 W/kg
SAR(1 g) = 0.561 W/kg; SAR(10 g) = 0.141 W/kg

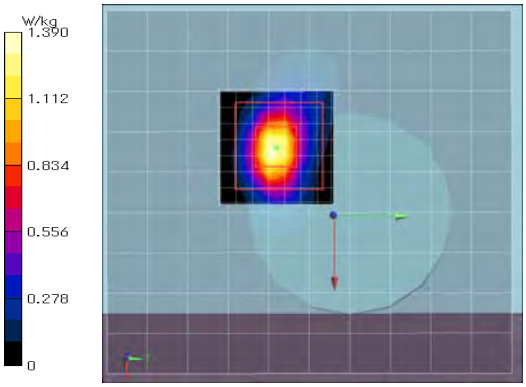

Remarks: *. Date tested: 2019/07/19; Tested by: Hiroshi Naka; Tested place:No.7 shielded room,
*. liquid depth: 149 mm; Position: distance of EUT to phantom: 0 mm (2 mm to liquid); ambient: (22~24) deg.C. / (50~60) %RH,
*. liquid temperature: 22.1(start)/22.2(end)/22.1(in check) deg.C.; *.White cubic: zoom scan area, Red cubic: big=SAR(10g)/small=SAR(1g)

Plot 2b-16: (U-NII-2A (&U-NII-1) band, head) Back & touch, 11n(20HT)(MCS0), 5240 MHz
EUT: Wireless LAN module (in Flat Panel Detector); Type: BM72065 (WM5A15); Serial: f48139ff8b6d (19MED-0124)
Mode: n20(MCS0, OFDM) (UID: 0, Wi-fi_5GHz (0), Frame Length in ms: 0; PAR: 0; PMF: 1); **Frequency: 5240 MHz; Crest Factor: 1.0**
Medium: HSL5GHz(1907); Medium parameters used: f = 5240 MHz; σ = 4.522 S/m; ε_r = 35.34; ρ = 1000 kg/m^3
Measurement Standard: DASY5 (IEEE/IEC/ANSI C63.19-2007)

DASY Configuration: -Electronics: DAE4 Sn626; Calibrated: 2018/10/15 / -Phantom: ELI v4.0; Type: QDOVA001BA; Serial: 1059; Phantom section: Flat Section -DASY52 52.10.2(1495); SEMCAD X 14.6.12(7450) / -Probe: EX3DV4 - SN3907; ConvF(5.17, 5.17, 5.17) @ 5240 MHz; Calibrated: 2019/06/19
-Sensor-Surface: 1.4mm (Mechanical Surface Detection (Locations From Previous Scan Used)), Sensor-Surface: 1.4mm (Mechanical Surface Detection), z = 1.0, 25.0

back,53,52,b/5h40,52h8,5240,back&d0,n20(m0)/
Area:90x100,10 (10x11x1): Measurement grid: dx=10mm, dy=10mm; Maximum value of SAR (measured) = 1.18 W/kg
Area:90x100,10 (91x101x1): Interpolated grid: dx=1.000 mm, dy=1.000 mm; Maximum value of SAR (interpolated) = 1.60 W/kg

Zoom:28x28x24,1.4(ratio) (8x8x7)/Cube 0: Measurement grid: dx=4mm, dy=4mm, dz=1.4mm;
Reference Value = 20.94 V/m; Power Drift = -0.13 dB; Maximum value of SAR (measured) = 1.49 W/kg; Peak SAR (extrapolated) = 2.51 W/kg
SAR(1 g) = 0.598 W/kg; SAR(10 g) = 0.150 W/kg

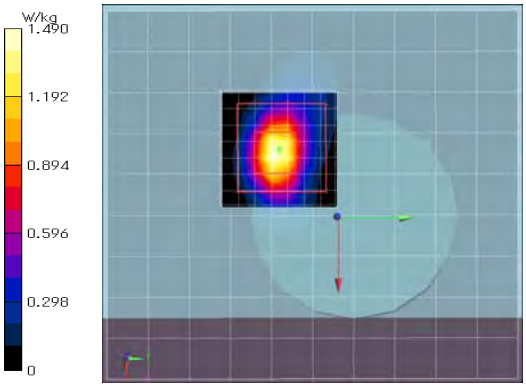

Remarks: *. Date tested: 2019/07/19; Tested by: Hiroshi Naka; Tested place:No.7 shielded room,
*. liquid depth: 149 mm; Position: distance of EUT to phantom: 0 mm (2 mm to liquid); ambient: (22~24) deg.C. / (50~60) %RH,
*. liquid temperature: 22.2(start)/22.2(end)/22.1(in check) deg.C.; *.White cubic: zoom scan area, Red cubic: big=SAR(10g)/small=SAR(1g)

APPENDIX 2: SAR Measurement data (cont'd)
SAR plots of other SAR test conditions

Plot 2b-17: (U-NII-2A (&U-NII-1) band, head) Front & touch, 11n(40HT)(MCS0), 5310 MHz
EUT: Wireless LAN module (in Flat Panel Detector); Type: BM72065 (WM5A15); Serial: f48139ff8b6d (19MED-0124)
Mode: n40(MCS0, OFDM) (UID: 0, Wi-fi_5GHz (0), Frame Length in ms: 0; PAR: 0; PMF: 1); **Frequency: 5310 MHz; Crest Factor: 1.0**
Medium: HSL5GHz(1907); Medium parameters used: f = 5310 MHz; σ = 4.595 S/m; ε_r = 35.23; ρ = 1000 kg/m^3
Measurement Standard: DASY5 (IEEE/IEC/ANSI C63.19-2007)

DASY Configuration: -Electronics: DAE4 Sn626; Calibrated: 2018/10/15 / -Phantom: ELI v4.0; Type: QDOVA001BA; Serial: 1059; Phantom section: Flat Section -DASY52 52.10.2(1495); SEMCAD X 14.6.12(7450) / -Probe: EX3DV4 - SN3907; ConvF(5.17, 5.17, 5.17) @ 5310 MHz; Calibrated: 2019/06/19 -Sensor-Surface: 1.4mm (Mechanical Surface Detection), z = 1.0, 25.0

front/5h46,53h9,5310,front(patient)&d0,n40(m0)/
Area:100x120,10 (11x13x1): Measurement grid: dx=10mm, dy=10mm; Maximum value of SAR (measured) = 0.00579 W/kg
Area:100x120,10 (101x121x1): Interpolated grid: dx=1.000 mm, dy=1.000 mm; Maximum value of SAR (interpolated) = 0.0153 W/kg

Zoom:28x28x24,1.4(ratio) (8x8x7)/Cube 0: Measurement grid: dx=4mm, dy=4mm, dz=1.4mm;
Reference Value = 1.629 V/m; Power Drift = 0.17 dB; Maximum value of SAR (measured) = 0.0125 W/kg; Peak SAR (extrapolated) = 0.0280 W/kg
SAR(1 g) = 0.00857 W/kg; SAR(10 g) = 0.00512 W/kg



Remarks: *. Date tested: 2019/07/19; Tested by: Hiroshi Naka; Tested place:No.7 shielded room,
*. liquid depth: 149 mm; Position: distance of EUT to phantom: 0 mm (2 mm to liquid); ambient: (22~24) deg.C. / (55~60) %RH,
*. liquid temperature: 22.2(start)/22.1(end)/22.1(in check) deg.C.; *.White cubic: zoom scan area, Red cubic: big=SAR(10g)/small=SAR(1g)

Plot 2b-18: (U-NII-2A (&U-NII-1) band, head) Right & touch, 11n(40HT)(MCS0), 5310 MHz
EUT: Wireless LAN module (in Flat Panel Detector); Type: BM72065 (WM5A15); Serial: f48139ff8b6d (19MED-0124)
Mode: n40(MCS0, OFDM) (UID: 0, Wi-fi_5GHz (0), Frame Length in ms: 0; PAR: 0; PMF: 1); **Frequency: 5310 MHz; Crest Factor: 1.0**
Medium: HSL5GHz(1907); Medium parameters used: f = 5310 MHz; σ = 4.595 S/m; ε_r = 35.23; ρ = 1000 kg/m^3
Measurement Standard: DASY5 (IEEE/IEC/ANSI C63.19-2007)

DASY Configuration: -Electronics: DAE4 Sn626; Calibrated: 2018/10/15 / -Phantom: ELI v4.0; Type: QDOVA001BA; Serial: 1059; Phantom section: Flat Section -DASY52 52.10.2(1495); SEMCAD X 14.6.12(7450) / -Probe: EX3DV4 - SN3907; ConvF(5.17, 5.17, 5.17) @ 5310 MHz; Calibrated: 2019/06/19 -Sensor-Surface: 1.4mm (Mechanical Surface Detection (Locations From Previous Scan Used)), Sensor-Surface: 1.4mm (Mechanical Surface Detection), z = 1.0, 25.0

side/5h52,53h10,5310,side&d0,n40(m0)/
Area:120x70,10 (13x8x1): Measurement grid: dx=10mm, dy=10mm; Maximum value of SAR (measured) = 0.0648 W/kg
Area:120x70,10 (121x71x1): Interpolated grid: dx=1.000 mm, dy=1.000 mm; Maximum value of SAR (interpolated) = 0.0678 W/kg

Zoom:28x28x24,1.4(ratio) (8x8x7)/Cube 0: Measurement grid: dx=4mm, dy=4mm, dz=1.4mm;
Reference Value = 4.156 V/m; Power Drift = 0.07 dB; Maximum value of SAR (measured) = 0.0659 W/kg; Peak SAR (extrapolated) = 0.108 W/kg
SAR(1 g) = 0.027 W/kg; SAR(10 g) = 0.00962 W/kg

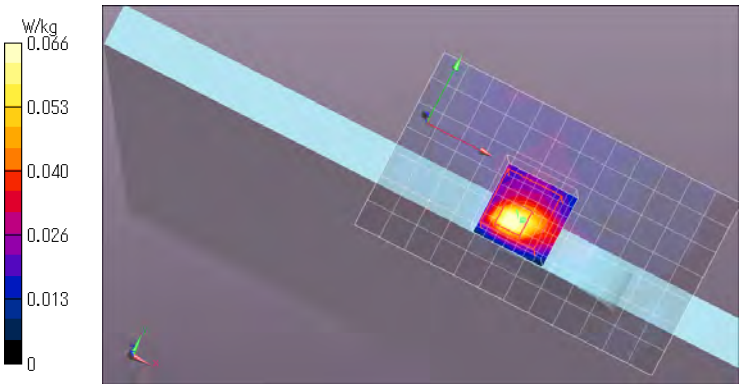

Remarks: *. Date tested: 2019/07/19; Tested by: Hiroshi Naka; Tested place:No.7 shielded room,
*. liquid depth: 149 mm; Position: distance of EUT to phantom: 0 mm (2 mm to liquid); ambient: (22~24) deg.C. / (55~60) %RH,
*. liquid temperature: 22.2(start)/22.2(end)/22.1(in check) deg.C.; *.White cubic: zoom scan area, Red cubic: big=SAR(10g)/small=SAR(1g)

APPENDIX 2: SAR Measurement data (cont'd)
SAR plots of other SAR test conditions

Plot 3a-2: (U-NII-2C) band, body) Back & touch, 11n(40HT)(MCS0), 5510 MHz
EUT: Wireless LAN module (in Flat Panel Detector); Type: BM72065 (WM5A15); Serial: f48139ff8b6d (19MED-0124)
Mode: n40(MCS0, OFDM) (UID: 0, Wi-fi_5GHz (0), Frame Length in ms: 0; PAR: 0; PMF: 1); **Frequency: 5510 MHz; Crest Factor: 1.0**
Medium: MSL5800(1907); Medium parameters used: f = 5510 MHz; σ = 5.736 S/m; ε_r = 46.64; ρ = 1000 kg/m^3
Measurement Standard: DASY5 (IEEE/IEC/ANSI C63.19-2007)

DASY Configuration: -Electronics: DAE4 Sn626; Calibrated: 2018/10/15 / -Phantom: ELI v4.0; Type: QDOVA001BA; Serial: 1059; Phantom section: Flat Section -DASY52 52.10.2(1495); SEMCAD X 14.6.12(7450) / -Probe: EX3DV4 - SN3907; ConvF(3.83, 3.83, 3.83) @ 5510 MHz; Calibrated: 2019/06/19 -Sensor-Surface: 1.4mm (Mechanical Surface Detection), z = 1.0, 25.0

back,56a/5b9,56b1,5510,back&d0,n40(m0)/
Area:90x100,10 (10x11x1): Measurement grid: dx=10mm, dy=10mm; Maximum value of SAR (measured) = 1.04 W/kg
Area:90x100,10 (91x101x1): Interpolated grid: dx=1.000 mm, dy=1.000 mm; Maximum value of SAR (interpolated) = 1.57 W/kg

Zoom:28x28x24,1.4(ratio) (8x8x7)/Cube 0: Measurement grid: dx=4mm, dy=4mm, dz=1.4mm;
Reference Value = 20.29 V/m; Power Drift = -0.07 dB; Maximum value of SAR (measured) = 1.65 W/kg; Peak SAR (extrapolated) = 2.89 W/kg
SAR(1 g) = 0.673 W/kg; SAR(10 g) = 0.178 W/kg



Remarks: *. Date tested: 2019/07/23; Tested by: Hiroshi Naka; Tested place:No.7 shielded room,
*. liquid depth: 149 mm; Position: distance of EUT to phantom: 0 mm (2 mm to liquid); ambient: (23~25) deg.C. / (50~60) %RH,
*. liquid temperature: 23.0(start)/23.1(end)/23.0(in check) deg.C.; *.White cubic: zoom scan area, Red cubic: big=SAR(10g)/small=SAR(1g)

Plot 3a-3: (U-NII-2C) band, body) Back & touch, 11n(40HT)(MCS0), 5550 MHz
EUT: Wireless LAN module (in Flat Panel Detector); Type: BM72065 (WM5A15); Serial: f48139ff8b6d (19MED-0124)
Mode: n40(MCS0, OFDM) (UID: 0, Wi-fi_5GHz (0), Frame Length in ms: 0; PAR: 0; PMF: 1); **Frequency: 5550 MHz; Crest Factor: 1.0**
Medium: MSL5800(1907); Medium parameters used: f = 5550 MHz; σ = 5.788 S/m; ε_r = 46.53; ρ = 1000 kg/m^3
Measurement Standard: DASY5 (IEEE/IEC/ANSI C63.19-2007)

DASY Configuration: -Electronics: DAE4 Sn626; Calibrated: 2018/10/15 / -Phantom: ELI v4.0; Type: QDOVA001BA; Serial: 1059; Phantom section: Flat Section -DASY52 52.10.2(1495); SEMCAD X 14.6.12(7450) /-Probe: EX3DV4 - SN3907; ConvF(3.83, 3.83, 3.83) @ 5550 MHz; Calibrated: 2019/06/19 -Sensor-Surface: 1.4mm (Mechanical Surface Detection (Locations From Previous Scan Used)), Sensor-Surface: 1.4mm (Mechanical Surface Detection), z = 1.0, 25.0

back,56a/5b12,56b4,5550,back&d0,n40(m0)/
Area:90x100,10 (10x11x1): Measurement grid: dx=10mm, dy=10mm; Maximum value of SAR (measured) = 1.09 W/kg
Area:90x100,10 (91x101x1): Interpolated grid: dx=1.000 mm, dy=1.000 mm; Maximum value of SAR (interpolated) = 1.88 W/kg

Zoom:28x28x24,1.4(ratio) (8x8x7)/Cube 0: Measurement grid: dx=4mm, dy=4mm, dz=1.4mm;
Reference Value = 19.75 V/m; Power Drift = -0.10 dB; Maximum value of SAR (measured) = 1.65 W/kg; Peak SAR (extrapolated) = 2.78 W/kg
SAR(1 g) = 0.648 W/kg; SAR(10 g) = 0.171 W/kg

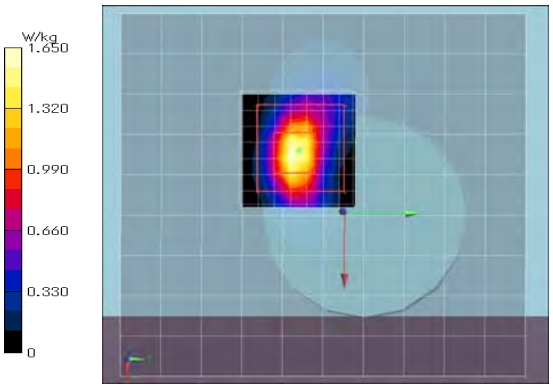

Remarks: *. Date tested: 2019/07/23; Tested by: Hiroshi Naka; Tested place:No.7 shielded room,
*. liquid depth: 149 mm; Position: distance of EUT to phantom: 0 mm (2 mm to liquid); ambient: (23~25) deg.C. / (50~60) %RH,
*. liquid temperature: 23.3(start)/23.2(end)/23.0(in check) deg.C.; *.White cubic: zoom scan area, Red cubic: big=SAR(10g)/small=SAR(1g)

APPENDIX 2: SAR Measurement data (cont'd)
SAR plots of other SAR test conditions

Plot 3a-4: (U-NII-2C) band, body) Back & touch, 11n(40HT)(MCS0), 5670 MHz
EUT: Wireless LAN module (in Flat Panel Detector); Type: BM72065 (WM5A15); Serial: f48139ff8b6d (19MED-0124)
Mode: n40(MCS0, OFDM) (UID: 0, Wi-fi_5GHz (0), Frame Length in ms: 0; PAR: 0; PMF: 1); **Frequency: 5670 MHz; Crest Factor: 1.0**
Medium: MSL5800(1907); Medium parameters used: f = 5670 MHz; σ = 5.97 S/m; ε_r = 46.32; ρ = 1000 kg/m^3
Measurement Standard: DASY5 (IEEE/IEC/ANSI C63.19-2007)

DASY Configuration: -Electronics: DAE4 Sn626; Calibrated: 2018/10/15 / -Phantom: ELI v4.0; Type: QDOVA001BA; Serial: 1059; Phantom section: Flat Section -DASY52 52.10.2(1495); SEMCAD X 14.6.12(7450) /-Probe: EX3DV4 - SN3907; ConvF(3.83, 3.83, 3.83) @ 5670 MHz; Calibrated: 2019/06/19 -Sensor-Surface: 1.4mm (Mechanical Surface Detection (Locations From Previous Scan Used)), Sensor-Surface: 1.4mm (Mechanical Surface Detection), z = 1.0, 25.0

back,56a/5b13,56b5,5670,back&d0,n40(m0)/
Area:90x100,10 (10x11x1): Measurement grid: dx=10mm, dy=10mm; Maximum value of SAR (measured) = 0.721 W/kg
Area:90x100,10 (91x101x1): Interpolated grid: dx=1.000 mm, dy=1.000 mm; Maximum value of SAR (interpolated) = 1.10 W/kg

Zoom:28x28x24,1.4(ratio) (8x9x7)/Cube 0: Measurement grid: dx=4mm, dy=4mm, dz=1.4mm;
Reference Value = 16.05 V/m; Power Drift = -0.07 dB; Maximum value of SAR (measured) = 1.08 W/kg; Peak SAR (extrapolated) = 1.90 W/kg
SAR(1 g) = 0.434 W/kg; SAR(10 g) = 0.122 W/kg

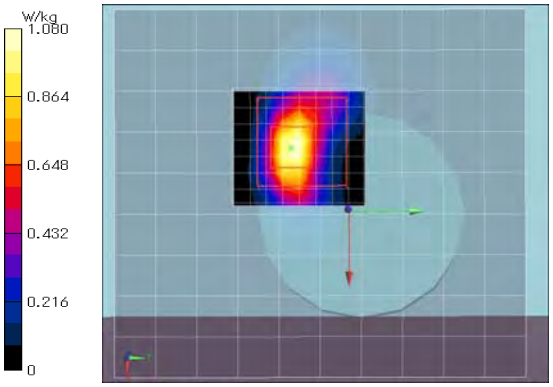

Remarks: *. Date tested: 2019/07/23; Tested by: Hiroshi Naka; Tested place:No.7 shielded room,
*. liquid depth: 149 mm; Position: distance of EUT to phantom: 0 mm (2 mm to liquid); ambient: (23~25) deg.C. / (50~60) %RH,
*. liquid temperature: 23.2(start)/23.1(end)/23.0(in check) deg.C.; *.White cubic: zoom scan area, Red cubic: big=SAR(10g)/small=SAR(1g)

Plot 3a-5: (U-NII-2C) band, body) Back & touch, 11a(6Mbps), 5500 MHz
EUT: Wireless LAN module (in Flat Panel Detector); Type: BM72065 (WM5A15); Serial: f48139ff8b6d (19MED-0124)
Mode: 11a(6Mbps, OFDM) (UID: 0, Wi-fi_5GHz (0), Frame Length in ms: 0; PAR: 0; PMF: 1); **Frequency: 5500 MHz; Crest Factor: 1.0**
Medium: MSL5800(1907); Medium parameters used: f = 5500 MHz; σ = 5.717 S/m; ε_r = 46.63; ρ = 1000 kg/m^3
Measurement Standard: DASY5 (IEEE/IEC/ANSI C63.19-2007)

DASY Configuration: -Electronics: DAE4 Sn626; Calibrated: 2018/10/15 / -Phantom: ELI v4.0; Type: QDOVA001BA; Serial: 1059; Phantom section: Flat Section -DASY52 52.10.2(1495); SEMCAD X 14.6.12(7450) / -Probe: EX3DV4 - SN3907; ConvF(3.83, 3.83, 3.83) @ 5500 MHz; Calibrated: 2019/06/19 -Sensor-Surface: 1.4mm (Mechanical Surface Detection (Locations From Previous Scan Used)), Sensor-Surface: 1.4mm (Mechanical Surface Detection), z = 1.0, 25.0, 156.0

back,56a/5b10,56b2,5500,back&d0,a(6m)/
Area:90x100,10 (10x11x1): Measurement grid: dx=10mm, dy=10mm; Maximum value of SAR (measured) = 1.19 W/kg
Area:90x100,10 (91x101x1): Interpolated grid: dx=1.000 mm, dy=1.000 mm; Maximum value of SAR (interpolated) = 1.85 W/kg
Z:155,5 (1x1x32): Measurement grid: dx=20mm, dy=20mm, dz=5mm; Maximum value of SAR (measured) = 1.74 W/kg

Zoom:28x28x24,1.4(ratio) (8x8x7)/Cube 0: Measurement grid: dx=4mm, dy=4mm, dz=1.4mm;
Reference Value = 20.69 V/m; Power Drift = -0.07 dB; Maximum value of SAR (measured) = 1.76 W/kg; Peak SAR (extrapolated) = 3.00 W/kg
SAR(1 g) = 0.698 W/kg; SAR(10 g) = 0.184 W/kg

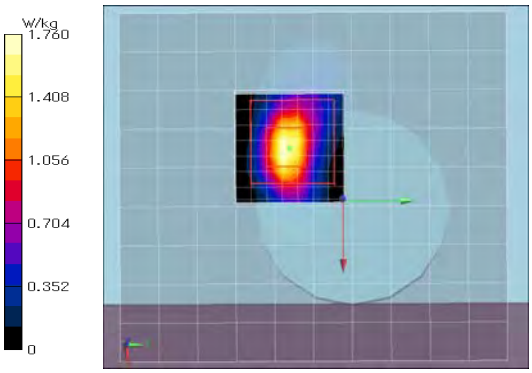

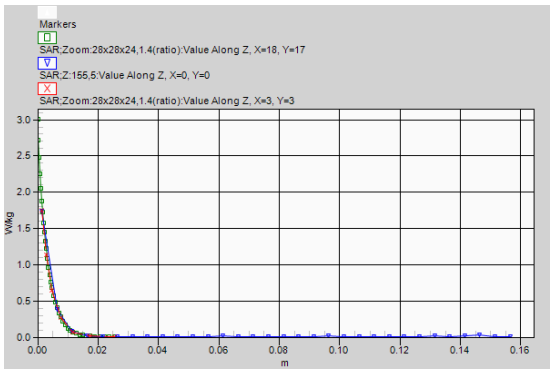

Remarks: *. Date tested: 2019/07/23; Tested by: Hiroshi Naka; Tested place:No.7 shielded room,
*. liquid depth: 149 mm; Position: distance of EUT to phantom: 0 mm (2 mm to liquid); ambient: (23~25) deg.C. / (50~60) %RH,
*. liquid temperature: 23.0(start)/23.2(end)/23.0(in check) deg.C.; *.White cubic: zoom scan area, Red cubic: big=SAR(10g)/small=SAR(1g)

APPENDIX 2: SAR Measurement data (cont'd)
SAR plots of other SAR test conditions

Plot 3a-6: (U-NII-2C) band, body) Back & touch, 11a(6Mbps), 5580 MHz
EUT: Wireless LAN module (in Flat Panel Detector); Type: BM72065 (WM5A15); Serial: f48139ff8b6d (19MED-0124)
Mode: 11a(6Mbps, OFDM) (UID: 0, Wi-fi_5GHz (0), Frame Length in ms: 0; PAR: 0; PMF: 1); **Frequency: 5580 MHz; Crest Factor: 1.0**
Medium: MSL5800(1907); Medium parameters used: f = 5580 MHz; σ = 5.836 S/m; ε_r = 46.50; ρ = 1000 kg/m^3
Measurement Standard: DASY5 (IEEE/IEC/ANSI C63.19-2007)

DASY Configuration: -Electronics: DAE4 Sn626; Calibrated: 2018/10/15 / -Phantom: ELI v4.0; Type: QDOVA001BA; Serial: 1059; Phantom section: Flat Section -DASY52 52.10.2(1495); SEMCAD X 14.6.12(7450) /-Probe: EX3DV4 - SN3907; ConvF(3.83, 3.83, 3.83) @ 5580 MHz; Calibrated: 2019/06/19 -Sensor-Surface: 1.4mm (Mechanical Surface Detection (Locations From Previous Scan Used)), Sensor-Surface: 1.4mm (Mechanical Surface Detection), z = 1.0, 25.0

back,56a/5b14,56b6,5580,back&d0,a(6m)/
Area:90x100,10 (10x11x1): Measurement grid: dx=10mm, dy=10mm; Maximum value of SAR (measured) = 0.918 W/kg
Area:90x100,10 (91x101x1): Interpolated grid: dx=1.000 mm, dy=1.000 mm; Maximum value of SAR (interpolated) = 1.61 W/kg

Zoom:28x28x24,1.4(ratio) (8x8x7)/Cube 0: Measurement grid: dx=4mm, dy=4mm, dz=1.4mm;
Reference Value = 19.19 V/m; Power Drift = -0.08 dB; Maximum value of SAR (measured) = 1.56 W/kg; Peak SAR (extrapolated) = 2.67 W/kg
SAR(1 g) = 0.619 W/kg; SAR(10 g) = 0.166 W/kg

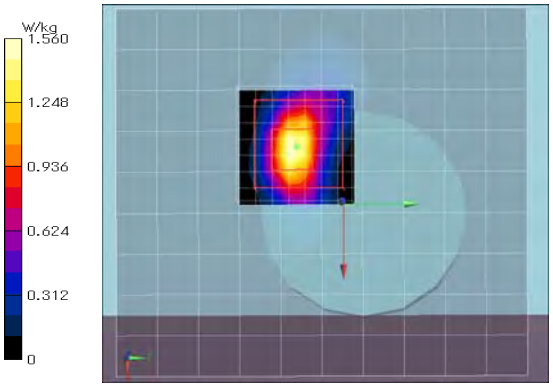

Remarks: *. Date tested: 2019/07/23; Tested by: Hiroshi Naka; Tested place:No.7 shielded room,
*. liquid depth: 149 mm; Position: distance of EUT to phantom: 0 mm (2 mm to liquid); ambient: (23~25) deg.C. / (50~60) %RH,
*. liquid temperature: 23.1(start)/23.1(end)/23.0(in check) deg.C.; *.White cubic: zoom scan area, Red cubic: big=SAR(10g)/small=SAR(1g)

Plot 3a-7: (U-NII-2C) band, body) Back & touch, 11a(6Mbps), 5700 MHz
EUT: Wireless LAN module (in Flat Panel Detector); Type: BM72065 (WM5A15); Serial: f48139ff8b6d (19MED-0124)
Mode: 11a(6Mbps, OFDM) (UID: 0, Wi-fi_5GHz (0), Frame Length in ms: 0; PAR: 0; PMF: 1); **Frequency: 5700 MHz; Crest Factor: 1.0**
Medium: MSL5800(1907); Medium parameters used: f = 5700 MHz; σ = 5.995 S/m; ε_r = 46.32; ρ = 1000 kg/m^3
Measurement Standard: DASY5 (IEEE/IEC/ANSI C63.19-2007)

DASY Configuration: -Electronics: DAE4 Sn626; Calibrated: 2018/10/15 / -Phantom: ELI v4.0; Type: QDOVA001BA; Serial: 1059; Phantom section: Flat Section -DASY52 52.10.2(1495); SEMCAD X 14.6.12(7450) /-Probe: EX3DV4 - SN3907; ConvF(3.83, 3.83, 3.83) @ 5700 MHz; Calibrated: 2019/06/19 -Sensor-Surface: 1.4mm (Mechanical Surface Detection (Locations From Previous Scan Used)), Sensor-Surface: 1.4mm (Mechanical Surface Detection), z = 1.0, 25.0

back,56b/5b16,56b8,5700,back&d0,a(6m)/
Area:90x100,10 (10x11x1): Measurement grid: dx=10mm, dy=10mm; Maximum value of SAR (measured) = 0.903 W/kg
Area:90x100,10 (91x101x1): Interpolated grid: dx=1.000 mm, dy=1.000 mm; Maximum value of SAR (interpolated) = 1.14 W/kg

Zoom:28x28x24,1.4(ratio) (8x8x7)/Cube 0: Measurement grid: dx=4mm, dy=4mm, dz=1.4mm;
Reference Value = 16.12 V/m; Power Drift = -0.09 dB; Maximum value of SAR (measured) = 1.09 W/kg; Peak SAR (extrapolated) = 1.95 W/kg
SAR(1 g) = 0.435 W/kg; SAR(10 g) = 0.120 W/kg

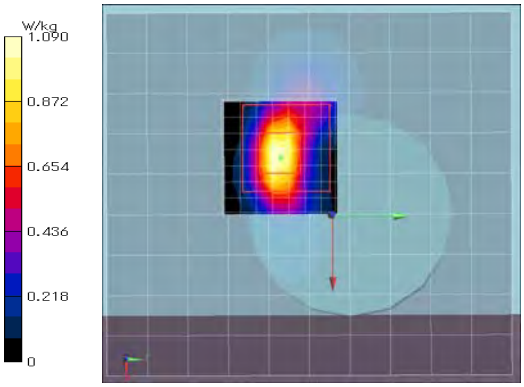

Remarks: *. Date tested: 2019/07/23; Tested by: Hiroshi Naka; Tested place:No.7 shielded room,
*. liquid depth: 149 mm; Position: distance of EUT to phantom: 0 mm (2 mm to liquid); ambient: (23~25) deg.C. / (50~60) %RH,
*. liquid temperature: 23.0(start)/23.0(end)/23.0(in check) deg.C.; *.White cubic: zoom scan area, Red cubic: big=SAR(10g)/small=SAR(1g)

APPENDIX 2: SAR Measurement data (cont'd)
SAR plots of other SAR test conditions

Plot 3a-8: (U-NII-2C) band, body) Back & touch, 11n(20HT)(MCS0), 5580 MHz
EUT: Wireless LAN module (in Flat Panel Detector); Type: BM72065 (WM5A15); Serial: f48139ff8b6d (19MED-0124)
Mode: n20(MCS0, OFDM) (UID: 0, Wi-fi_5GHz (0), Frame Length in ms: 0; PAR: 0; PMF: 1); **Frequency: 5580 MHz; Crest Factor: 1.0**
Medium: MSL5800(1907); Medium parameters used: f = 5580 MHz; σ = 5.836 S/m; ε_r = 46.50; ρ = 1000 kg/m^3
Measurement Standard: DASY5 (IEEE/IEC/ANSI C63.19-2007)

DASY Configuration: -Electronics: DAE4 Sn626; Calibrated: 2018/10/15 / -Phantom: ELI v4.0; Type: QDOVA001BA; Serial: 1059; Phantom section: Flat Section -DASY52 52.10.2(1495); SEMCAD X 14.6.12(7450) /-Probe: EX3DV4 - SN3907; ConvF(3.83, 3.83, 3.83) @ 5580 MHz; Calibrated: 2019/06/19 -Sensor-Surface: 1.4mm (Mechanical Surface Detection), z = 1.0, 25.0

back,56b/5b15,56b7,5580,back&d0,n20(m0)/
Area:90x100,10 (10x11x1): Measurement grid: dx=10mm, dy=10mm; Maximum value of SAR (measured) = 0.980 W/kg
Area:90x100,10 (91x101x1): Interpolated grid: dx=1.000 mm, dy=1.000 mm; Maximum value of SAR (interpolated) = 1.33 W/kg

Zoom:28x28x24,1.4(ratio) (8x8x7)/Cube 0: Measurement grid: dx=4mm, dy=4mm, dz=1.4mm;
Reference Value = 19.28 V/m; Power Drift = -0.06 dB; Maximum value of SAR (measured) = 1.54 W/kg; Peak SAR (extrapolated) = 2.74 W/kg
SAR(1 g) = 0.619 W/kg; SAR(10 g) = 0.163 W/kg

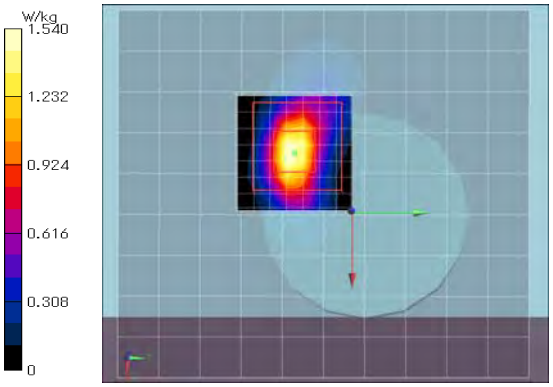

Remarks: *. Date tested: 2019/07/23; Tested by: Hiroshi Naka; Tested place:No.7 shielded room,
*. liquid depth: 149 mm; Position: distance of EUT to phantom: 0 mm (2 mm to liquid); ambient: (23~25) deg.C. / (50~60) %RH,
*. liquid temperature: 23.0(start)/23.0(end)/23.0(in check) deg.C.; *.White cubic: zoom scan area, Red cubic: big=SAR(10g)/small=SAR(1g)

Plot 3a-9: (U-NII-2C) band, body) Back & touch, 11n(20HT)(MCS0), 5700 MHz
EUT: Wireless LAN module (in Flat Panel Detector); Type: BM72065 (WM5A15); Serial: f48139ff8b6d (19MED-0124)
Mode: n20(MCS0, OFDM) (UID: 0, Wi-fi_5GHz (0), Frame Length in ms: 0; PAR: 0; PMF: 1); **Frequency: 5700 MHz; Crest Factor: 1.0**
Medium: MSL5800(1907); Medium parameters used: f = 5700 MHz; σ = 5.995 S/m; ε_r = 46.32; ρ = 1000 kg/m^3
Measurement Standard: DASY5 (IEEE/IEC/ANSI C63.19-2007)

DASY Configuration: -Electronics: DAE4 Sn626; Calibrated: 2018/10/15 / -Phantom: ELI v4.0; Type: QDOVA001BA; Serial: 1059; Phantom section: Flat Section -DASY52 52.10.2(1495); SEMCAD X 14.6.12(7450) /-Probe: EX3DV4 - SN3907; ConvF(3.83, 3.83, 3.83) @ 5700 MHz; Calibrated: 2019/06/19 -Sensor-Surface: 1.4mm (Mechanical Surface Detection (Locations From Previous Scan Used)), Sensor-Surface: 1.4mm (Mechanical Surface Detection), z = 1.0, 25.0

back,56b/5b17,56b9,5700,back&d0,n20(m0)/
Area:90x100,10 (10x11x1): Measurement grid: dx=10mm, dy=10mm; Maximum value of SAR (measured) = 0.795 W/kg
Area:90x100,10 (91x101x1): Interpolated grid: dx=1.000 mm, dy=1.000 mm; Maximum value of SAR (interpolated) = 1.02 W/kg

Zoom:28x28x24,1.4(ratio) (8x8x7)/Cube 0: Measurement grid: dx=4mm, dy=4mm, dz=1.4mm;
Reference Value = 16.13 V/m; Power Drift = -0.07 dB; Maximum value of SAR (measured) = 1.09 W/kg; Peak SAR (extrapolated) = 1.96 W/kg
SAR(1 g) = 0.439 W/kg; SAR(10 g) = 0.121 W/kg

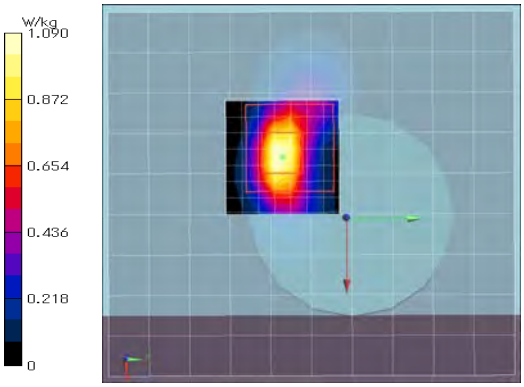

Remarks: *. Date tested: 2019/07/23; Tested by: Hiroshi Naka; Tested place:No.7 shielded room,
*. liquid depth: 149 mm; Position: distance of EUT to phantom: 0 mm (2 mm to liquid); ambient: (23~25) deg.C. / (50~60) %RH,
*. liquid temperature: 23.0(start)/23.0(end)/23.0(in check) deg.C.; *.White cubic: zoom scan area, Red cubic: big=SAR(10g)/small=SAR(1g)

APPENDIX 2: SAR Measurement data (cont'd)
SAR plots of other SAR test conditions

Plot 3a-10: (U-NII-2C) band, body) Front & touch, 11n(40HT)(MCS0), 5510 MHz
EUT: Wireless LAN module (in Flat Panel Detector); Type: BM72065 (WM5A15); Serial: f48139ff8b6d (19MED-0124)
Mode: n40(MCS0, OFDM) (UID: 0, Wi-fi_5GHz (0), Frame Length in ms: 0; PAR: 0; PMF: 1); **Frequency: 5510 MHz; Crest Factor: 1.0**
Medium: MSL5800(1907); Medium parameters used: f = 5510 MHz; σ = 5.736 S/m; ε_r = 46.64; ρ = 1000 kg/m^3
Measurement Standard: DASY5 (IEEE/IEC/ANSI C63.19-2007)

DASY Configuration: -Electronics: DAE4 Sn626; Calibrated: 2018/10/15 / -Phantom: ELI v4.0; Type: QDOVA001BA; Serial: 1059; Phantom section: Flat Section -DASY52 52.10.2(1495); SEMCAD X 14.6.12(7450) / -Probe: EX3DV4 - SN3907; ConvF(3.83, 3.83, 3.83) @ 5510 MHz; Calibrated: 2019/06/19 -Sensor-Surface: 1.4mm (Mechanical Surface Detection), z = 1.0, 25.0

side&frt/5b37,56b10,5510,front(patient)&d0,n40(m0)/
Area:100x120,10 (11x13x1): Measurement grid: dx=10mm, dy=10mm; Maximum value of SAR (measured) = 0.0118 W/kg
Area:100x120,10 (101x121x1): Interpolated grid: dx=1.000 mm, dy=1.000 mm; Maximum value of SAR (interpolated) = 0.0218 W/kg

Zoom:28x28x24,1.4(ratio) (8x8x7)/Cube 0: Measurement grid: dx=4mm, dy=4mm, dz=1.4mm;
Reference Value = 1.350 V/m; Power Drift = -0.20 dB; Maximum value of SAR (measured) = 0.0200 W/kg; Peak SAR (extrapolated) = 0.0600 W/kg
SAR(1 g) = 0.00492 W/kg; SAR(10 g) = 0.00211 W/kg



Remarks: *. Date tested: 2019/07/23; Tested by: Hiroshi Naka; Tested place:No.7 shielded room,
*. liquid depth: 149 mm; Position: distance of EUT to phantom: 0 mm (2 mm to liquid); ambient: (23~25) deg.C. / (50~60) %RH,
*. liquid temperature: 23.1(start)/23.1(end)/23.0(in check) deg.C.; *.White cubic: zoom scan area, Red cubic: big=SAR(10g)/small=SAR(1g)

Plot 3a-11: (U-NII-2C) band, body) Right & touch, 11n(40HT)(MCS0), 5510 MHz
EUT: Wireless LAN module (in Flat Panel Detector); Type: BM72065 (WM5A15); Serial: f48139ff8b6d (19MED-0124)
Mode: n40(MCS0, OFDM) (UID: 0, Wi-fi_5GHz (0), Frame Length in ms: 0; PAR: 0; PMF: 1); **Frequency: 5510 MHz; Crest Factor: 1.0**
Medium: MSL5800(1907); Medium parameters used: f = 5510 MHz; σ = 5.736 S/m; ε_r = 46.64; ρ = 1000 kg/m^3
Measurement Standard: DASY5 (IEEE/IEC/ANSI C63.19-2007)

DASY Configuration: -Electronics: DAE4 Sn626; Calibrated: 2018/10/15 / -Phantom: ELI v4.0; Type: QDOVA001BA; Serial: 1059; Phantom section: Flat Section -DASY52 52.10.2(1495); SEMCAD X 14.6.12(7450) / -Probe: EX3DV4 - SN3907; ConvF(3.83, 3.83, 3.83) @ 5510 MHz; Calibrated: 2019/06/19 -Sensor-Surface: 1.4mm (Mechanical Surface Detection), z = 1.0, 25.0

side&frt/5b40,56b11,5510,side&d0,n40(m0)/
Area:120x70,10 (13x8x1): Measurement grid: dx=10mm, dy=10mm; Maximum value of SAR (measured) = 0.0942 W/kg
Area:120x70,10 (121x71x1): Interpolated grid: dx=1.000 mm, dy=1.000 mm; Maximum value of SAR (interpolated) = 0.0991 W/kg

Zoom:28x28x24,1.4(ratio) (8x8x7)/Cube 0: Measurement grid: dx=4mm, dy=4mm, dz=1.4mm;
Reference Value = 4.582 V/m; Power Drift = -0.09 dB; Maximum value of SAR (measured) = 0.0887 W/kg; Peak SAR (extrapolated) = 0.143 W/kg
SAR(1 g) = 0.036 W/kg; SAR(10 g) = 0.014 W/kg

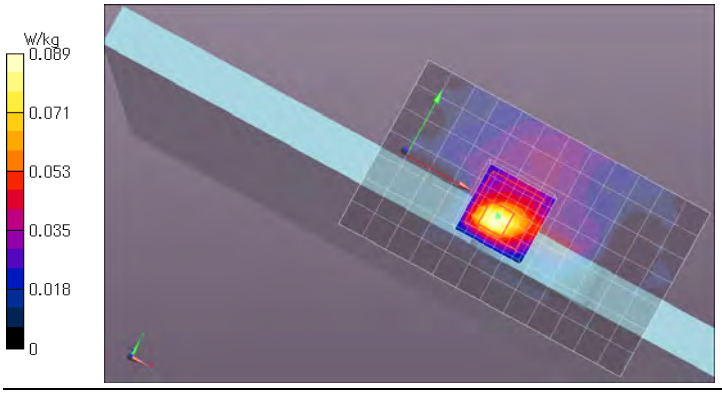

Remarks: *. Date tested: 2019/07/23; Tested by: Hiroshi Naka; Tested place:No.7 shielded room,
*. liquid depth: 149 mm; Position: distance of EUT to phantom: 0 mm (2 mm to liquid); ambient: (23~25) deg.C. / (50~60) %RH,
*. liquid temperature: 23.1(start)/23.0(end)/23.0(in check) deg.C.; *.White cubic: zoom scan area, Red cubic: big=SAR(10g)/small=SAR(1g)

APPENDIX 2: SAR Measurement data (cont'd)
SAR plots of other SAR test conditions

Plot 3b-2: (U-NII-2C) band, head) Back & touch, 11n(40HT)(MCS0), 5510 MHz
EUT: Wireless LAN module (in Flat Panel Detector); Type: BM72065 (WM5A15); Serial: f48139ff8b6d (19MED-0124)
Mode: n40(MCS0, OFDM) (UID: 0, Wi-fi_5GHz (0), Frame Length in ms: 0; PAR: 0; PMF: 1); **Frequency: 5510 MHz; Crest Factor: 1.0**
Medium: HSL5GHz(1907); Medium parameters used: f = 5510 MHz; σ = 4.792 S/m; ε_r = 34.98; ρ = 1000 kg/m^3
Measurement Standard: DASY5 (IEEE/IEC/ANSI C63.19-2007)

DASY Configuration: -Electronics: DAE4 Sn626; Calibrated: 2018/10/15 / -Phantom: ELI v4.0; Type: QDOVA001BA; Serial: 1059; Phantom section: Flat Section -DASY52 52.10.2(1495); SEMCAD X 14.6.12(7450) / -Probe: EX3DV4 - SN3907; ConvF(4.59, 4.59, 4.59) @ 5510 MHz; Calibrated: 2019/06/19 -Sensor-Surface: 1.4mm (Mechanical Surface Detection), z = 1.0, 25.0

back,56/5h10,56h1,5510,back&d0,n40(m0)/
Area:90x100,10 (10x11x1): Measurement grid: dx=10mm, dy=10mm; Maximum value of SAR (measured) = 1.16 W/kg
Area:90x100,10 (91x101x1): Interpolated grid: dx=1.000 mm, dy=1.000 mm; Maximum value of SAR (interpolated) = 1.76 W/kg

Zoom:28x28x24,1.4(ratio) (8x8x7)/Cube 0: Measurement grid: dx=4mm, dy=4mm, dz=1.4mm;
Reference Value = 21.05 V/m; Power Drift = -0.03 dB; Maximum value of SAR (measured) = 1.53 W/kg; Peak SAR (extrapolated) = 2.79 W/kg
SAR(1 g) = 0.643 W/kg; SAR(10 g) = 0.173 W/kg

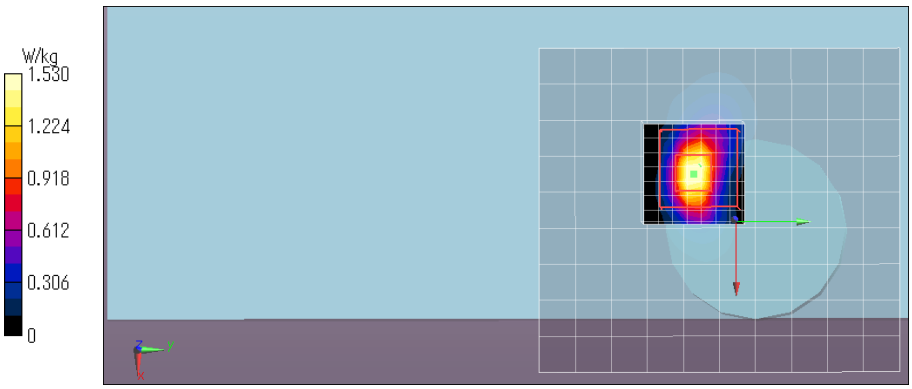

Remarks: *. Date tested: 2019/07/18; Tested by: Hiroshi Naka; Tested place:No.7 shielded room,
*. liquid depth: 149 mm; Position: distance of EUT to phantom: 0 mm (2 mm to liquid); ambient: (22~24) deg.C. / (50~60) %RH,
*. liquid temperature: 22.1(start)/22.1(end)/22.1(in check) deg.C.; *.White cubic: zoom scan area, Red cubic: big=SAR(10g)/small=SAR(1g)

Plot 3b-3: (U-NII-2C) band, head) Back & touch, 11n(40HT)(MCS0), 5550 MHz
EUT: Wireless LAN module (in Flat Panel Detector); Type: BM72065 (WM5A15); Serial: f48139ff8b6d (19MED-0124)
Mode: n40(MCS0, OFDM) (UID: 0, Wi-fi_5GHz (0), Frame Length in ms: 0; PAR: 0; PMF: 1); **Frequency: 5550 MHz; Crest Factor: 1.0**
Medium: HSL5GHz(1907); Medium parameters used: f = 5550 MHz; σ = 4.83 S/m; ε_r = 34.92; ρ = 1000 kg/m^3
Measurement Standard: DASY5 (IEEE/IEC/ANSI C63.19-2007)

DASY Configuration: -Electronics: DAE4 Sn626; Calibrated: 2018/10/15 / -Phantom: ELI v4.0; Type: QDOVA001BA; Serial: 1059; Phantom section: Flat Section -DASY52 52.10.2(1495); SEMCAD X 14.6.12(7450) / -Probe: EX3DV4 - SN3907; ConvF(4.59, 4.59, 4.59) @ 5550 MHz; Calibrated: 2019/06/19 -Sensor-Surface: 1.4mm (Mechanical Surface Detection (Locations From Previous Scan Used)), Sensor-Surface: 1.4mm (Mechanical Surface Detection), z = 1.0, 25.0

back,56/5h14,56h4,5550,back&d0,n40(m0)/
Area:90x100,10 (10x11x1): Measurement grid: dx=10mm, dy=10mm; Maximum value of SAR (measured) = 1.11 W/kg
Area:90x100,10 (91x101x1): Interpolated grid: dx=1.000 mm, dy=1.000 mm; Maximum value of SAR (interpolated) = 1.67 W/kg

Zoom:28x28x24,1.4(ratio) (8x8x7)/Cube 0: Measurement grid: dx=4mm, dy=4mm, dz=1.4mm;
Reference Value = 20.47 V/m; Power Drift = -0.04 dB; Maximum value of SAR (measured) = 1.46 W/kg; Peak SAR (extrapolated) = 2.68 W/kg
SAR(1 g) = 0.611 W/kg; SAR(10 g) = 0.165 W/kg

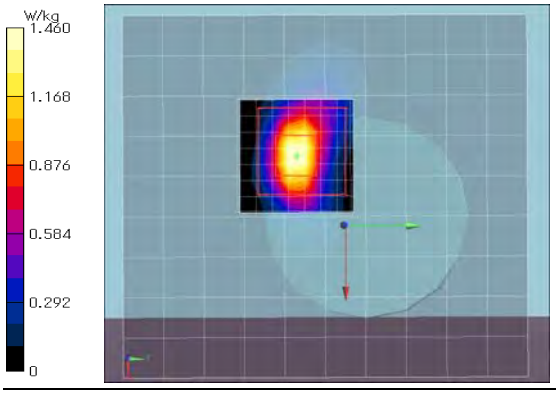

Remarks: *. Date tested: 2019/07/18; Tested by: Hiroshi Naka; Tested place:No.7 shielded room,
*. liquid depth: 149 mm; Position: distance of EUT to phantom: 0 mm (2 mm to liquid); ambient: (22~24) deg.C. / (50~60) %RH,
*. liquid temperature: 22.2(start)/22.1(end)/22.1(in check) deg.C.; *.White cubic: zoom scan area, Red cubic: big=SAR(10g)/small=SAR(1g)

APPENDIX 2: SAR Measurement data (cont'd)
SAR plots of other SAR test conditions

Plot 3b-4: (U-NII-2C) band, head) Back & touch, 11n(40HT)(MCS0), 5670 MHz
EUT: Wireless LAN module (in Flat Panel Detector); Type: BM72065 (WM5A15); Serial: f48139ff8b6d (19MED-0124)
Mode: n40(MCS0, OFDM) (UID: 0, Wi-fi_5GHz (0), Frame Length in ms: 0; PAR: 0; PMF: 1); **Frequency: 5670 MHz; Crest Factor: 1.0**
Medium: HSL5GHz(1907); Medium parameters used: f = 5670 MHz; σ = 4.964 S/m; ε_r = 34.78; ρ = 1000 kg/m^3
Measurement Standard: DASY5 (IEEE/IEC/ANSI C63.19-2007)

DASY Configuration: -Electronics: DAE4 Sn626; Calibrated: 2018/10/15 / -Phantom: ELI v4.0; Type: QDOVA001BA; Serial: 1059; Phantom section: Flat Section -DASY52 52.10.2(1495); SEMCAD X 14.6.12(7450) / -Probe: EX3DV4 - SN3907; ConvF(4.59, 4.59, 4.59) @ 5670 MHz; Calibrated: 2019/06/19 -Sensor-Surface: 1.4mm (Mechanical Surface Detection (Locations From Previous Scan Used)), Sensor-Surface: 1.4mm (Mechanical Surface Detection), z = 1.0, 25.0

back,56/5h16,56h6,5670,back&d0,n40(m0)/
Area:90x100,10 (10x11x1): Measurement grid: dx=10mm, dy=10mm; Maximum value of SAR (measured) = 0.838 W/kg
Area:90x100,10 (91x101x1): Interpolated grid: dx=1.000 mm, dy=1.000 mm; Maximum value of SAR (interpolated) = 1.25 W/kg

Zoom:28x28x24,1.4(ratio) (8x8x7)/Cube 0: Measurement grid: dx=4mm, dy=4mm, dz=1.4mm;
Reference Value = 16.31 V/m; Power Drift = -0.09 dB; Maximum value of SAR (measured) = 0.964 W/kg; Peak SAR (extrapolated) = 1.81 W/kg
SAR(1 g) = 0.404 W/kg; SAR(10 g) = 0.114 W/kg

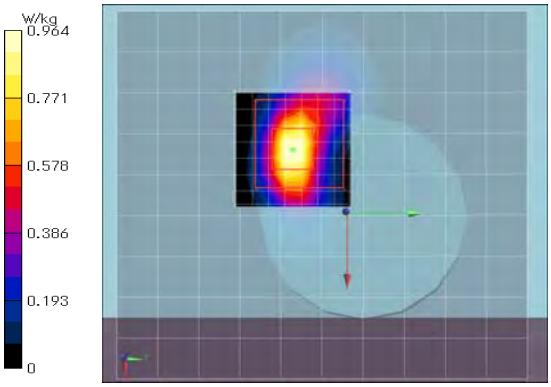

Remarks: *. Date tested: 2019/07/18; Tested by: Hiroshi Naka; Tested place:No.7 shielded room,
*. liquid depth: 149 mm; Position: distance of EUT to phantom: 0 mm (2 mm to liquid); ambient: (22~24) deg.C. / (50~60) %RH,
*. liquid temperature: 22.2(start)/22.2(end)/22.1(in check) deg.C.; *.White cubic: zoom scan area, Red cubic: big=SAR(10g)/small=SAR(1g)

Plot 3b-5: (U-NII-2C) band, head) Back & touch, 11a(6Mbps), 5500 MHz
EUT: Wireless LAN module (in Flat Panel Detector); Type: BM72065 (WM5A15); Serial: f48139ff8b6d (19MED-0124)
Mode: 11a(6Mbps, OFDM) (UID: 0, Wi-fi_5GHz (0), Frame Length in ms: 0; PAR: 0; PMF: 1); **Frequency: 5500 MHz; Crest Factor: 1.0**
Medium: HSL5GHz(1907); Medium parameters used: f = 5500 MHz; σ = 4.781 S/m; ε_r = 35.02; ρ = 1000 kg/m^3
Measurement Standard: DASY5 (IEEE/IEC/ANSI C63.19-2007)

DASY Configuration: -Electronics: DAE4 Sn626; Calibrated: 2018/10/15 / -Phantom: ELI v4.0; Type: QDOVA001BA; Serial: 1059; Phantom section: Flat Section -DASY52 52.10.2(1495); SEMCAD X 14.6.12(7450) / -Probe: EX3DV4 - SN3907; ConvF(4.59, 4.59, 4.59) @ 5500 MHz; Calibrated: 2019/06/19 -Sensor-Surface: 1.4mm (Mechanical Surface Detection (Locations From Previous Scan Used)), Sensor-Surface: 1.4mm (Mechanical Surface Detection), z = 1.0, 25.0, 156.0

back,56/5h11,56h2,5500,back&d0,a(6m)/
Area:90x100,10 (10x11x1): Measurement grid: dx=10mm, dy=10mm; Maximum value of SAR (measured) = 1.37 W/kg
Area:90x100,10 (91x101x1): Interpolated grid: dx=1.000 mm, dy=1.000 mm; Maximum value of SAR (interpolated) = 2.07 W/kg
Z:155,5 (1x1x32): Measurement grid: dx=20mm, dy=20mm, dz=5mm; Maximum value of SAR (measured) = 1.55 W/kg

Zoom:28x28x24,1.4(ratio) (8x8x7)/Cube 0: Measurement grid: dx=4mm, dy=4mm, dz=1.4mm;
Reference Value = 21.23 V/m; Power Drift = -0.06 dB; Maximum value of SAR (measured) = 1.55 W/kg; Peak SAR (extrapolated) = 2.86 W/kg
SAR(1 g) = 0.656 W/kg; SAR(10 g) = 0.175 W/kg

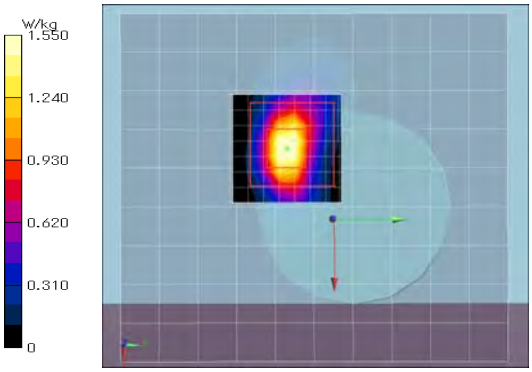

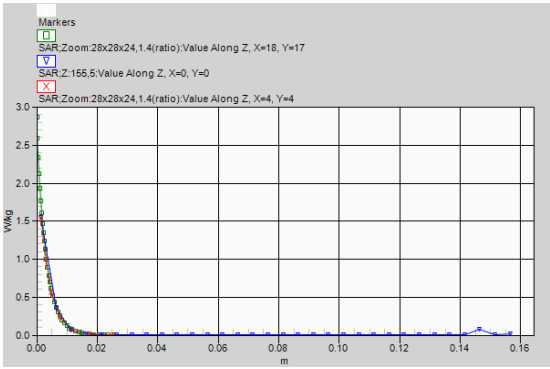

Remarks: *. Date tested: 2019/07/18; Tested by: Hiroshi Naka; Tested place:No.7 shielded room,
*. liquid depth: 149 mm; Position: distance of EUT to phantom: 0 mm (2 mm to liquid); ambient: (22~24) deg.C. / (50~60) %RH,
*. liquid temperature: 22.1(start)/22.2(end)/22.1(in check) deg.C.; *.White cubic: zoom scan area, Red cubic: big=SAR(10g)/small=SAR(1g)

APPENDIX 2: SAR Measurement data (cont'd)
SAR plots of other SAR test conditions

Plot 3b-6: (U-NII-2C) band, head) Back & touch, 11a(6Mbps), 5580 MHz
EUT: Wireless LAN module (in Flat Panel Detector); Type: BM72065 (WM5A15); Serial: f48139ff8b6d (19MED-0124)
Mode: 11a(6Mbps, OFDM) (UID: 0, Wi-fi_5GHz (0), Frame Length in ms: 0; PAR: 0; PMF: 1); **Frequency: 5580 MHz; Crest Factor: 1.0**
Medium: HSL5GHz(1907); Medium parameters used: f = 5580 MHz; σ = 4.862 S/m; ε_r = 34.91; ρ = 1000 kg/m^3
Measurement Standard: DASY5 (IEEE/IEC/ANSI C63.19-2007)

DASY Configuration: -Electronics: DAE4 Sn626; Calibrated: 2018/10/15 / -Phantom: ELI v4.0; Type: QDOVA001BA; Serial: 1059; Phantom section: Flat Section -DASY52 52.10.2(1495); SEMCAD X 14.6.12(7450) / -Probe: EX3DV4 - SN3907; ConvF(4.59, 4.59, 4.59) @ 5580 MHz; Calibrated: 2019/06/19
-Sensor-Surface: 1.4mm (Mechanical Surface Detection (Locations From Previous Scan Used)), Sensor-Surface: 1.4mm (Mechanical Surface Detection), z = 1.0, 25.0

back,56/5h17,56h7,5580,back&d0,a(6m)/
Area:90x100,10 (10x11x1): Measurement grid: dx=10mm, dy=10mm; Maximum value of SAR (measured) = 1.23 W/kg
Area:90x100,10 (91x101x1): Interpolated grid: dx=1.000 mm, dy=1.000 mm; Maximum value of SAR (interpolated) = 1.66 W/kg

Zoom:28x28x24,1.4(ratio) (8x8x7)/Cube 0: Measurement grid: dx=4mm, dy=4mm, dz=1.4mm;
Reference Value = 19.94 V/m; Power Drift = -0.20 dB; Maximum value of SAR (measured) = 1.47 W/kg; Peak SAR (extrapolated) = 2.62 W/kg
SAR(1 g) = 0.596 W/kg; SAR(10 g) = 0.161 W/kg

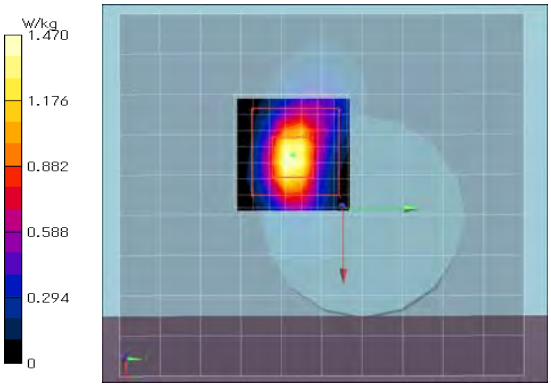

Remarks: *. Date tested: 2019/07/18; Tested by: Hiroshi Naka; Tested place:No.7 shielded room,
*. liquid depth: 149 mm; Position: distance of EUT to phantom: 0 mm (2 mm to liquid); ambient: (22~24) deg.C. / (50~60) %RH,
*. liquid temperature: 22.2(start)/22.1(end)/22.1(in check) deg.C.; *.White cubic: zoom scan area, Red cubic: big=SAR(10g)/small=SAR(1g)

Plot 3b-7: (U-NII-2C) band, head) Back & touch, 11a(6Mbps), 5700 MHz
EUT: Wireless LAN module (in Flat Panel Detector); Type: BM72065 (WM5A15); Serial: f48139ff8b6d (19MED-0124)
Mode: 11a(6Mbps, OFDM) (UID: 0, Wi-fi_5GHz (0), Frame Length in ms: 0; PAR: 0; PMF: 1); **Frequency: 5700 MHz; Crest Factor: 1.0**
Medium: HSL5GHz(1907); Medium parameters used: f = 5700 MHz; σ = 4.985 S/m; ε_r = 34.75; ρ = 1000 kg/m^3
Measurement Standard: DASY5 (IEEE/IEC/ANSI C63.19-2007)

DASY Configuration: -Electronics: DAE4 Sn626; Calibrated: 2018/10/15 / -Phantom: ELI v4.0; Type: QDOVA001BA; Serial: 1059; Phantom section: Flat Section -DASY52 52.10.2(1495); SEMCAD X 14.6.12(7450) / -Probe: EX3DV4 - SN3907; ConvF(4.59, 4.59, 4.59) @ 5700 MHz; Calibrated: 2019/06/19
-Sensor-Surface: 1.4mm (Mechanical Surface Detection (Locations From Previous Scan Used)), Sensor-Surface: 1.4mm (Mechanical Surface Detection), z = 1.0, 25.0

back,56/5h19,56h9,5700,back&d0,a(6m)/
Area:90x100,10 (10x11x1): Measurement grid: dx=10mm, dy=10mm; Maximum value of SAR (measured) = 0.975 W/kg
Area:90x100,10 (91x101x1): Interpolated grid: dx=1.000 mm, dy=1.000 mm; Maximum value of SAR (interpolated) = 1.23 W/kg

Zoom:28x28x24,1.4(ratio) (8x8x7)/Cube 0: Measurement grid: dx=4mm, dy=4mm, dz=1.4mm;
Reference Value = 17.38 V/m; Power Drift = -0.06 dB; Maximum value of SAR (measured) = 1.15 W/kg; Peak SAR (extrapolated) = 2.07 W/kg
SAR(1 g) = 0.460 W/kg; SAR(10 g) = 0.127 W/kg



Remarks: *. Date tested: 2019/07/18; Tested by: Hiroshi Naka; Tested place:No.7 shielded room,
*. liquid depth: 149 mm; Position: distance of EUT to phantom: 0 mm (2 mm to liquid); ambient: (22~24) deg.C. / (50~60) %RH,
*. liquid temperature: 22.1(start)/22.2(end)/22.1(in check) deg.C.; *.White cubic: zoom scan area, Red cubic: big=SAR(10g)/small=SAR(1g)

APPENDIX 2: SAR Measurement data (cont'd)
SAR plots of other SAR test conditions

Plot 3b-8: (U-NII-2C) band, head) Back & touch, 11n(20HT)(MCS0), 5580 MHz
EUT: Wireless LAN module (in Flat Panel Detector); Type: BM72065 (WM5A15); Serial: f48139ff8b6d (19MED-0124)
Mode: n20(MCS0, OFDM) (UID: 0, Wi-fi_5GHz (0), Frame Length in ms: 0; PAR: 0; PMF: 1); **Frequency: 5580 MHz; Crest Factor: 1.0**
Medium: HSL5GHz(1907); Medium parameters used: f = 5580 MHz; σ = 4.862 S/m; ε_r = 34.91; ρ = 1000 kg/m^3
Measurement Standard: DASY5 (IEEE/IEC/ANSI C63.19-2007)

DASY Configuration: -Electronics: DAE4 Sn626; Calibrated: 2018/10/15 / -Phantom: ELI v4.0; Type: QDOVA001BA; Serial: 1059; Phantom section: Flat Section -DASY52 52.10.2(1495); SEMCAD X 14.6.12(7450) / -Probe: EX3DV4 - SN3907; ConvF(4.59, 4.59, 4.59) @ 5580 MHz; Calibrated: 2019/06/19 -Sensor-Surface: 1.4mm (Mechanical Surface Detection (Locations From Previous Scan Used)), Sensor-Surface: 1.4mm (Mechanical Surface Detection), z = 1.0, 25.0

back,56/5h18,56h8,5580,back&d0,n20(m0)/
Area:90x100,10 (10x11x1): Measurement grid: dx=10mm, dy=10mm; Maximum value of SAR (measured) = 1.33 W/kg
Area:90x100,10 (91x101x1): Interpolated grid: dx=1.000 mm, dy=1.000 mm; Maximum value of SAR (interpolated) = 1.78 W/kg

Zoom:28x28x24,1.4(ratio) (8x8x7)/Cube 0: Measurement grid: dx=4mm, dy=4mm, dz=1.4mm;
Reference Value = 19.99 V/m; Power Drift = -0.09 dB; Maximum value of SAR (measured) = 1.44 W/kg; Peak SAR (extrapolated) = 2.59 W/kg
SAR(1 g) = 0.590 W/kg; SAR(10 g) = 0.159 W/kg

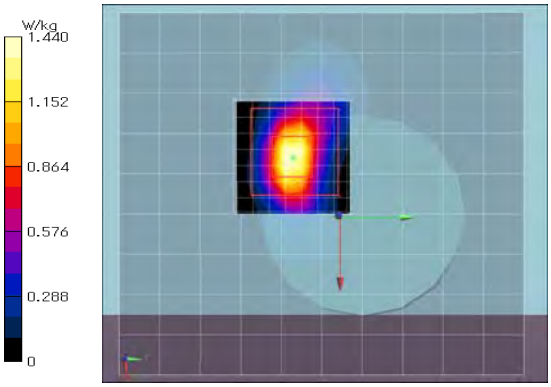

Remarks: *. Date tested: 2019/07/18; Tested by: Hiroshi Naka; Tested place:No.7 shielded room,
*. liquid depth: 149 mm; Position: distance of EUT to phantom: 0 mm (2 mm to liquid); ambient: (22~24) deg.C. / (50~60) %RH,
*. liquid temperature: 22.1(start)/22.1(end)/22.1(in check) deg.C.; *.White cubic: zoom scan area, Red cubic: big=SAR(10g)/small=SAR(1g)

Plot 3b-9: (U-NII-2C) band, head) Back & touch, 11n(20HT)(MCS0), 5700 MHz
EUT: Wireless LAN module (in Flat Panel Detector); Type: BM72065 (WM5A15); Serial: f48139ff8b6d (19MED-0124)
Mode: n20(MCS0, OFDM) (UID: 0, Wi-fi_5GHz (0), Frame Length in ms: 0; PAR: 0; PMF: 1); **Frequency: 5700 MHz; Crest Factor: 1.0**
Medium: HSL5GHz(1907); Medium parameters used: f = 5700 MHz; σ = 4.985 S/m; ε_r = 34.75; ρ = 1000 kg/m^3
Measurement Standard: DASY5 (IEEE/IEC/ANSI C63.19-2007)

DASY Configuration: -Electronics: DAE4 Sn626; Calibrated: 2018/10/15 / -Phantom: ELI v4.0; Type: QDOVA001BA; Serial: 1059; Phantom section: Flat Section -DASY52 52.10.2(1495); SEMCAD X 14.6.12(7450) / -Probe: EX3DV4 - SN3907; ConvF(4.59, 4.59, 4.59) @ 5700 MHz; Calibrated: 2019/06/19 -Sensor-Surface: 1.4mm (Mechanical Surface Detection (Locations From Previous Scan Used)), Sensor-Surface: 1.4mm (Mechanical Surface Detection), z = 1.0, 25.0

back,56/5h20,56h10,5700,back&d0,n20(m0)/
Area:90x100,10 (10x11x1): Measurement grid: dx=10mm, dy=10mm; Maximum value of SAR (measured) = 1.08 W/kg
Area:90x100,10 (91x101x1): Interpolated grid: dx=1.000 mm, dy=1.000 mm; Maximum value of SAR (interpolated) = 1.33 W/kg

Zoom:28x28x24,1.4(ratio) (9x9x7)/Cube 0: Measurement grid: dx=4mm, dy=4mm, dz=1.4mm;
Reference Value = 16.48 V/m; Power Drift = -0.10 dB; Maximum value of SAR (measured) = 1.07 W/kg; Peak SAR (extrapolated) = 1.88 W/kg
SAR(1 g) = 0.418 W/kg; SAR(10 g) = 0.117 W/kg

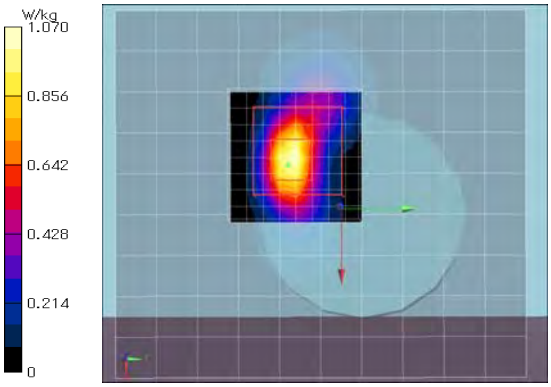

Remarks: *. Date tested: 2019/07/18; Tested by: Hiroshi Naka; Tested place:No.7 shielded room,
*. liquid depth: 149 mm; Position: distance of EUT to phantom: 0 mm (2 mm to liquid); ambient: (22~24) deg.C. / (50~60) %RH,
*. liquid temperature: 22.2(start)/22.2(end)/22.1(in check) deg.C.; *.White cubic: zoom scan area, Red cubic: big=SAR(10g)/small=SAR(1g)

APPENDIX 2: SAR Measurement data (cont'd)
SAR plots of other SAR test conditions

Plot 3b-10: (U-NII-2C) band, head) Front & touch, 11n(40HT)(MCS0), 5510 MHz
EUT: Wireless LAN module (in Flat Panel Detector); Type: BM72065 (WM5A15); Serial: f48139ff8b6d (19MED-0124)
Mode: n40(MCS0, OFDM) (UID: 0, Wi-fi_5GHz (0), Frame Length in ms: 0; PAR: 0; PMF: 1); **Frequency: 5510 MHz; Crest Factor: 1.0**
Medium: HSL5GHz(1907); Medium parameters used: f = 5510 MHz; σ = 4.792 S/m; ε_r = 34.98; ρ = 1000 kg/m^3
Measurement Standard: DASY5 (IEEE/IEC/ANSI C63.19-2007)

DASY Configuration: -Electronics: DAE4 Sn626; Calibrated: 2018/10/15 / -Phantom: ELI v4.0; Type: QDOVA001BA; Serial: 1059; Phantom section: Flat Section -DASY52 52.10.2(1495); SEMCAD X 14.6.12(7450) / -Probe: EX3DV4 - SN3907; ConvF(4.59, 4.59, 4.59) @ 5510 MHz; Calibrated: 2019/06/19 -Sensor-Surface: 1.4mm (Mechanical Surface Detection), z = 1.0, 25.0

front/5h45,56h13,5510,front(patient)&d0,n40(m0)/
Area:100x120,10 (11x13x1): Measurement grid: dx=10mm, dy=10mm; Maximum value of SAR (measured) = 0.00999 W/kg
Area:100x120,10 (101x121x1): Interpolated grid: dx=1.000 mm, dy=1.000 mm; Maximum value of SAR (interpolated) = 0.0260 W/kg

Zoom:28x28x24,1.4(ratio) (8x8x7)/Cube 0: Measurement grid: dx=4mm, dy=4mm, dz=1.4mm;
Reference Value = 1.771 V/m; Power Drift = 0.20 dB; Maximum value of SAR (measured) = 0.0210 W/kg; Peak SAR (extrapolated) = 0.0410 W/kg
SAR(1 g) = 0.011 W/kg; SAR(10 g) = 0.00665 W/kg

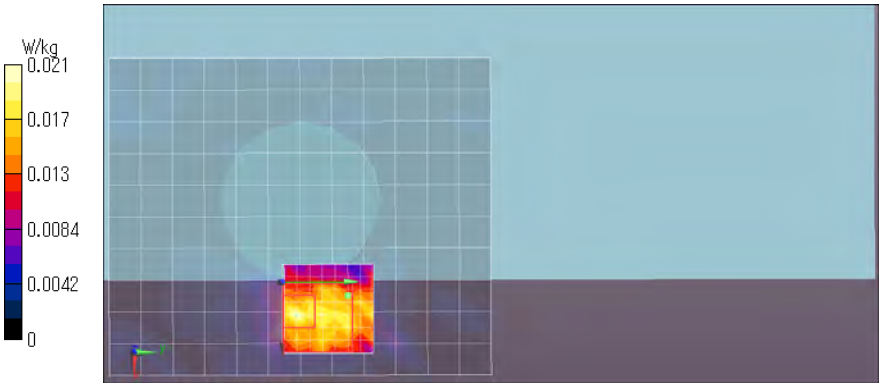

Remarks: *. Date tested: 2019/07/18; Tested by: Hiroshi Naka; Tested place:No.7 shielded room,
*. liquid depth: 149 mm; Position: distance of EUT to phantom: 0 mm (2 mm to liquid); ambient: (22~24) deg.C. / (55~60) %RH,
*. liquid temperature: 22.2(start)/22.2(end)/22.1(in check) deg.C.; *.White cubic: zoom scan area, Red cubic: big=SAR(10g)/small=SAR(1g)

Plot 3b-11: (U-NII-2C) band, head) Right & touch, 11n(40HT)(MCS0), 5510 MHz
EUT: Wireless LAN module (in Flat Panel Detector); Type: BM72065 (WM5A15); Serial: f48139ff8b6d (19MED-0124)
Mode: n40(MCS0, OFDM) (UID: 0, Wi-fi_5GHz (0), Frame Length in ms: 0; PAR: 0; PMF: 1); **Frequency: 5510 MHz; Crest Factor: 1.0**
Medium: HSL5GHz(1907); Medium parameters used: f = 5510 MHz; σ = 4.792 S/m; ε_r = 34.98; ρ = 1000 kg/m^3
Measurement Standard: DASY5 (IEEE/IEC/ANSI C63.19-2007)

DASY Configuration: -Electronics: DAE4 Sn626; Calibrated: 2018/10/15 / -Phantom: ELI v4.0; Type: QDOVA001BA; Serial: 1059; Phantom section: Flat Section -DASY52 52.10.2(1495); SEMCAD X 14.6.12(7450) / -Probe: EX3DV4 - SN3907; ConvF(4.59, 4.59, 4.59) @ 5510 MHz; Calibrated: 2019/06/19 -Sensor-Surface: 1.4mm (Mechanical Surface Detection (Locations From Previous Scan Used)), Sensor-Surface: 1.4mm (Mechanical Surface Detection), z = 1.0, 25.0

side/5h50,56h14,5510,side&d0,n40(m0)/
Area:120x70,10 (13x8x1): Measurement grid: dx=10mm, dy=10mm; Maximum value of SAR (measured) = 0.0893 W/kg
Area:120x70,10 (121x71x1): Interpolated grid: dx=1.000 mm, dy=1.000 mm; Maximum value of SAR (interpolated) = 0.0967 W/kg

Zoom:28x28x24,1.4(ratio) (8x8x7)/Cube 0: Measurement grid: dx=4mm, dy=4mm, dz=1.4mm;
Reference Value = 4.832 V/m; Power Drift = 0.02 dB; Maximum value of SAR (measured) = 0.0947 W/kg; Peak SAR (extrapolated) = 0.147 W/kg
SAR(1 g) = 0.037 W/kg; SAR(10 g) = 0.013 W/kg

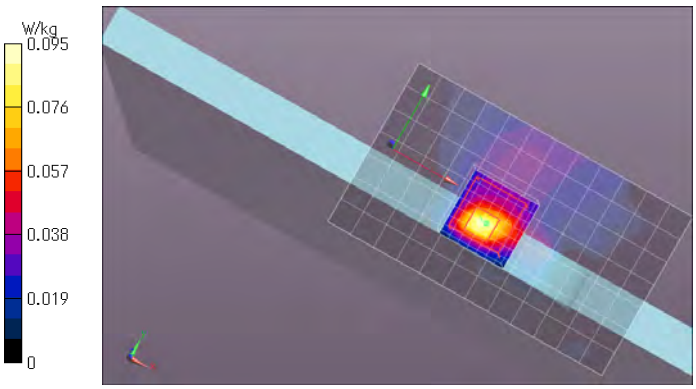

Remarks: *. Date tested: 2019/07/18; Tested by: Hiroshi Naka; Tested place:No.7 shielded room,
*. liquid depth: 149 mm; Position: distance of EUT to phantom: 0 mm (2 mm to liquid); ambient: (22~24) deg.C. / (55~60) %RH,
*. liquid temperature: 22.2(start)/22.2(end)/22.1(in check) deg.C.; *.White cubic: zoom scan area, Red cubic: big=SAR(10g)/small=SAR(1g)

APPENDIX 2: SAR Measurement data (cont'd)
SAR plots of other SAR test conditions

Plot 4a-2: (U-NII-3) band, body) Back & touch, 11n(40HT)(MCS0), 5755 MHz
EUT: Wireless LAN module (in Flat Panel Detector); Type: BM72065 (WM5A15); Serial: f48139ff8b6d (19MED-0124)
Mode: n40(MCS0, OFDM) (UID: 0, Wi-fi_5GHz (0), Frame Length in ms: 0; PAR: 0; PMF: 1); **Frequency: 5755 MHz; Crest Factor: 1.0**
Medium: MSL5800(1907); Medium parameters used: f = 5755 MHz; σ = 6.064 S/m; ε_r = 46.21; ρ = 1000 kg/m^3
Measurement Standard: DASY5 (IEEE/IEC/ANSI C63.19-2007)

DASY Configuration: -Electronics: DAE4 Sn626; Calibrated: 2018/10/15 / -Phantom: ELI v4.0; Type: QDOVA001BA; Serial: 1059; Phantom section: Flat Section -DASY52 52.10.2(1495); SEMCAD X 14.6.12(7450) / -Probe: EX3DV4 - SN3907; ConvF(4.01, 4.01, 4.01) @ 5755 MHz; Calibrated: 2019/06/19 -Sensor-Surface: 1.4mm (Mechanical Surface Detection), z = 1.0, 25.0

back,58/5b1,58b1,5755,back&d0,n40(m0)/
Area:90x100,10 (10x11x1): Measurement grid: dx=10mm, dy=10mm; Maximum value of SAR (measured) = 0.942 W/kg
Area:90x100,10 (91x101x1): Interpolated grid: dx=1.000 mm, dy=1.000 mm; Maximum value of SAR (interpolated) = 1.23 W/kg

Zoom:28x28x24,1.4(ratio) (8x8x7)/Cube 0: Measurement grid: dx=4mm, dy=4mm, dz=1.4mm;
Reference Value = 16.52 V/m; Power Drift = -0.14 dB; Maximum value of SAR (measured) = 1.16 W/kg; Peak SAR (extrapolated) = 2.14 W/kg
SAR(1 g) = 0.472 W/kg; SAR(10 g) = 0.130 W/kg



Remarks: *. Date tested: 2019/07/22; Tested by: Hiroshi Naka; Tested place:No.7 shielded room,
*. liquid depth: 149 mm; Position: distance of EUT to phantom: 0 mm (2 mm to liquid); ambient: (23~25) deg.C. / (50~60) %RH,
*. liquid temperature: 23.0(start)/22.9(end)/23.0(in check) deg.C.; *.White cubic: zoom scan area, Red cubic: big=SAR(10g)/small=SAR(1g)

Plot 4a-3: (U-NII-3) band, body) Back & touch, 11n(40HT)(MCS0), 5795 MHz
EUT: Wireless LAN module (in Flat Panel Detector); Type: BM72065 (WM5A15); Serial: f48139ff8b6d (19MED-0124)
Mode: n40(MCS0, OFDM) (UID: 0, Wi-fi_5GHz (0), Frame Length in ms: 0; PAR: 0; PMF: 1); **Frequency: 5795 MHz; Crest Factor: 1.0**
Medium: MSL5800(1907); Medium parameters used: f = 5795 MHz; σ = 6.131 S/m; ε_r = 46.19; ρ = 1000 kg/m^3
Measurement Standard: DASY5 (IEEE/IEC/ANSI C63.19-2007)

DASY Configuration: -Electronics: DAE4 Sn626; Calibrated: 2018/10/15 / -Phantom: ELI v4.0; Type: QDOVA001BA; Serial: 1059; Phantom section: Flat Section -DASY52 52.10.2(1495); SEMCAD X 14.6.12(7450) / -Probe: EX3DV4 - SN3907; ConvF(4.01, 4.01, 4.01) @ 5795 MHz; Calibrated: 2019/06/19 -Sensor-Surface: 1.4mm (Mechanical Surface Detection (Locations From Previous Scan Used)), Sensor-Surface: 1.4mm (Mechanical Surface Detection), z = 1.0, 25.0, 156.0

back,58/5b2,58b2,5795,back&d0,n40(m0)/
Area:90x100,10 (10x11x1): Measurement grid: dx=10mm, dy=10mm; Maximum value of SAR (measured) = 1.18 W/kg
Area:90x100,10 (91x101x1): Interpolated grid: dx=1.000 mm, dy=1.000 mm; Maximum value of SAR (interpolated) = 1.58 W/kg
Z:155,5 (1x1x32): Measurement grid: dx=20mm, dy=20mm, dz=5mm; Maximum value of SAR (measured) = 1.56 W/kg

Zoom:28x28x24,1.4(ratio) (8x8x7)/Cube 0: Measurement grid: dx=4mm, dy=4mm, dz=1.4mm;
Reference Value = 18.83 V/m; Power Drift = -0.09 dB; Maximum value of SAR (measured) = 1.57 W/kg; Peak SAR (extrapolated) = 2.78 W/kg
SAR(1 g) = 0.607 W/kg; SAR(10 g) = 0.167 W/kg

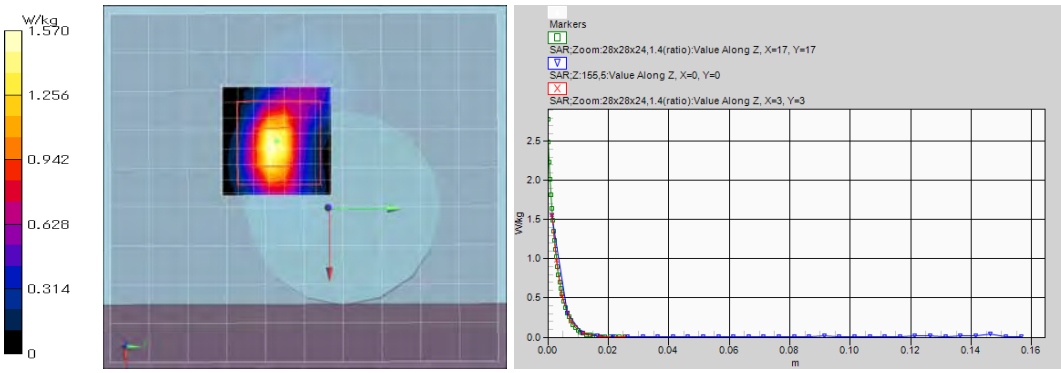

Remarks: *. Date tested: 2019/07/22; Tested by: Hiroshi Naka; Tested place:No.7 shielded room,
*. liquid depth: 149 mm; Position: distance of EUT to phantom: 0 mm (2 mm to liquid); ambient: (23~25) deg.C. / (50~60) %RH,
*. liquid temperature: 22.9(start)/23.0(end)/23.0(in check) deg.C.; *.White cubic: zoom scan area, Red cubic: big=SAR(10g)/small=SAR(1g)

APPENDIX 2: SAR Measurement data (cont'd)
SAR plots of other SAR test conditions

Plot 4a-4: (U-NII-3) band, body) Back & touch, 11a(6Mbps), 5745 MHz
EUT: Wireless LAN module (in Flat Panel Detector); Type: BM72065 (WM5A15); Serial: f48139ff8b6d (19MED-0124)
Mode: 11a(6Mbps, OFDM) (UID: 0, Wi-fi_5GHz (0), Frame Length in ms: 0; PAR: 0; PMF: 1); **Frequency: 5745 MHz; Crest Factor: 1.0**
Medium: MSL5800(1907); Medium parameters used: f = 5745 MHz; σ = 6.062 S/m; ε_r = 46.21; ρ = 1000 kg/m^3
Measurement Standard: DASY5 (IEEE/IEC/ANSI C63.19-2007)

DASY Configuration: -Electronics: DAE4 Sn626; Calibrated: 2018/10/15 / -Phantom: ELI v4.0; Type: QDOVA001BA; Serial: 1059; Phantom section: Flat Section -DASY52 52.10.2(1495); SEMCAD X 14.6.12(7450) / -Probe: EX3DV4 - SN3907; ConvF(4.01, 4.01, 4.01) @ 5745 MHz; Calibrated: 2019/06/19 -Sensor-Surface: 1.4mm (Mechanical Surface Detection (Locations From Previous Scan Used)), Sensor-Surface: 1.4mm (Mechanical Surface Detection), z = 1.0, 25.0

back,58/5b7,58b7,5745,back&d0,a(6m)/
Area:90x100,10 (10x11x1): Measurement grid: dx=10mm, dy=10mm; Maximum value of SAR (measured) = 0.774 W/kg
Area:90x100,10 (91x101x1): Interpolated grid: dx=1.000 mm, dy=1.000 mm; Maximum value of SAR (interpolated) = 0.982 W/kg

Zoom:28x28x24,1.4(ratio) (8x8x7)/Cube 0: Measurement grid: dx=4mm, dy=4mm, dz=1.4mm;
Reference Value = 16.26 V/m; Power Drift = -0.05 dB; Maximum value of SAR (measured) = 1.12 W/kg; Peak SAR (extrapolated) = 2.04 W/kg
SAR(1 g) = 0.451 W/kg; SAR(10 g) = 0.123 W/kg

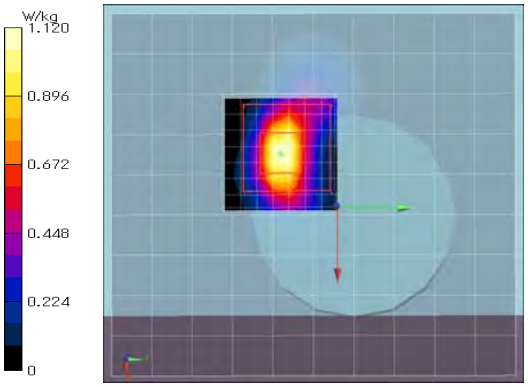

Remarks: *. Date tested: 2019/07/22; Tested by: Hiroshi Naka; Tested place:No.7 shielded room,
*. liquid depth: 149 mm; Position: distance of EUT to phantom: 0 mm (2 mm to liquid); ambient: (23~25) deg.C. / (50~60) %RH,
*. liquid temperature: 23.0(start)/22.9(end)/23.0(in check) deg.C.; *.White cubic: zoom scan area, Red cubic: big=SAR(10g)/small=SAR(1g)

Plot 4a-5: (U-NII-3) band, body) Back & touch, 11a(6Mbps), 5785 MHz
EUT: Wireless LAN module (in Flat Panel Detector); Type: BM72065 (WM5A15); Serial: f48139ff8b6d (19MED-0124)
Mode: 11a(6Mbps, OFDM) (UID: 0, Wi-fi_5GHz (0), Frame Length in ms: 0; PAR: 0; PMF: 1); **Frequency: 5785 MHz; Crest Factor: 1.0**
Medium: MSL5800(1907); Medium parameters used: f = 5785 MHz; σ = 6.116 S/m; ε_r = 46.21; ρ = 1000 kg/m^3
Measurement Standard: DASY5 (IEEE/IEC/ANSI C63.19-2007)

DASY Configuration: -Electronics: DAE4 Sn626; Calibrated: 2018/10/15 / -Phantom: ELI v4.0; Type: QDOVA001BA; Serial: 1059; Phantom section: Flat Section -DASY52 52.10.2(1495); SEMCAD X 14.6.12(7450) / -Probe: EX3DV4 - SN3907; ConvF(4.01, 4.01, 4.01) @ 5785 MHz; Calibrated: 2019/06/19 -Sensor-Surface: 1.4mm (Mechanical Surface Detection (Locations From Previous Scan Used)), Sensor-Surface: 1.4mm (Mechanical Surface Detection), z = 1.0, 25.0

back,58/5b5,58b5,5785,back&d0,a(6m)/
Area:90x100,10 (10x11x1): Measurement grid: dx=10mm, dy=10mm; Maximum value of SAR (measured) = 0.979 W/kg
Area:90x100,10 (91x101x1): Interpolated grid: dx=1.000 mm, dy=1.000 mm; Maximum value of SAR (interpolated) = 1.32 W/kg

Zoom:28x28x24,1.4(ratio) (8x8x7)/Cube 0: Measurement grid: dx=4mm, dy=4mm, dz=1.4mm;
Reference Value = 18.30 V/m; Power Drift = -0.07 dB; Maximum value of SAR (measured) = 1.49 W/kg; Peak SAR (extrapolated) = 2.64 W/kg
SAR(1 g) = 0.580 W/kg; SAR(10 g) = 0.160 W/kg

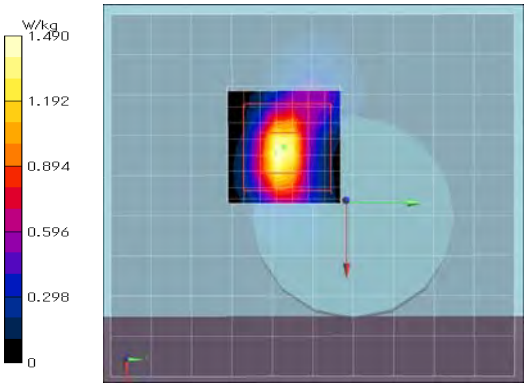

Remarks: *. Date tested: 2019/07/22; Tested by: Hiroshi Naka; Tested place:No.7 shielded room,
*. liquid depth: 149 mm; Position: distance of EUT to phantom: 0 mm (2 mm to liquid); ambient: (23~25) deg.C. / (50~60) %RH,
*. liquid temperature: 23.0(start)/23.0(end)/23.0(in check) deg.C.; *.White cubic: zoom scan area, Red cubic: big=SAR(10g)/small=SAR(1g)

APPENDIX 2: SAR Measurement data (cont'd)
SAR plots of other SAR test conditions

Plot 4a-6: (U-NII-3) band, body) Back & touch, 11a(6Mbps), 5825 MHz
EUT: Wireless LAN module (in Flat Panel Detector); Type: BM72065 (WM5A15); Serial: f48139ff8b6d (19MED-0124)
Mode: 11a(6Mbps, OFDM) (UID: 0, Wi-fi_5GHz (0), Frame Length in ms: 0; PAR: 0; PMF: 1); **Frequency: 5825 MHz; Crest Factor: 1.0**
Medium: MSL5800(1907); Medium parameters used: f = 5825 MHz; σ = 6.16 S/m; ε_r = 46.12; ρ = 1000 kg/m^3
Measurement Standard: DASY5 (IEEE/IEC/ANSI C63.19-2007)

DASY Configuration: -Electronics: DAE4 Sn626; Calibrated: 2018/10/15 / -Phantom: ELI v4.0; Type: QDOVA001BA; Serial: 1059; Phantom section: Flat Section -DASY52 52.10.2(1495); SEMCAD X 14.6.12(7450) / -Probe: EX3DV4 - SN3907; ConvF(4.01, 4.01, 4.01) @ 5825 MHz; Calibrated: 2019/06/19
-Sensor-Surface: 1.4mm (Mechanical Surface Detection (Locations From Previous Scan Used)), Sensor-Surface: 1.4mm (Mechanical Surface Detection), z = 1.0, 25.0, 156.0

back,58/5b3,58b3,5825,back&d0,a(6m)/
Area:90x100,10 (10x11x1): Measurement grid: dx=10mm, dy=10mm; Maximum value of SAR (measured) = 1.48 W/kg
Area:90x100,10 (91x101x1): Interpolated grid: dx=1.000 mm, dy=1.000 mm; Maximum value of SAR (interpolated) = 1.99 W/kg
Z:155,5 (1x1x32): Measurement grid: dx=20mm, dy=20mm, dz=5mm; Maximum value of SAR (measured) = 1.86 W/kg

Zoom:28x28x24,1.4(ratio) (8x8x7)/Cube 0: Measurement grid: dx=4mm, dy=4mm, dz=1.4mm;
Reference Value = 20.87 V/m; Power Drift = -0.11 dB; Maximum value of SAR (measured) = 1.88 W/kg; Peak SAR (extrapolated) = 3.43 W/kg
SAR(1 g) = 0.748 W/kg; SAR(10 g) = 0.207 W/kg

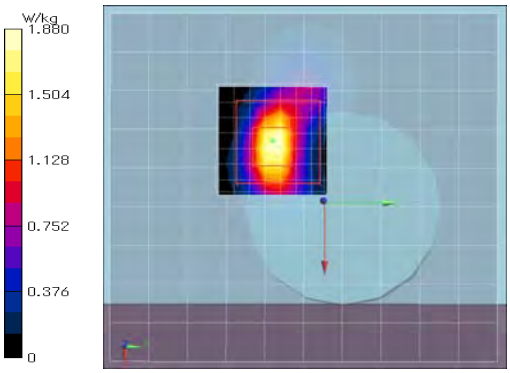

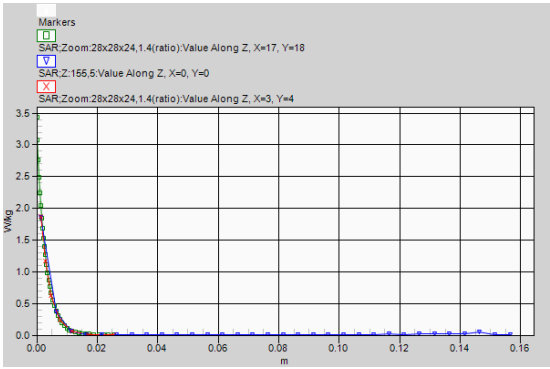

Remarks: *. Date tested: 2019/07/22; Tested by: Hiroshi Naka; Tested place:No.7 shielded room,
*. liquid depth: 149 mm; Position: distance of EUT to phantom: 0 mm (2 mm to liquid); ambient: (23~25) deg.C. / (50~60) %RH,
*. liquid temperature: 23.0(start)/23.0(end)/23.0(in check) deg.C.; *.White cubic: zoom scan area, Red cubic: big=SAR(10g)/small=SAR(1g)

Plot 4a-7: (U-NII-3) band, body) Back & touch, 11n(20HT)(MCS0), 5745 MHz
EUT: Wireless LAN module (in Flat Panel Detector); Type: BM72065 (WM5A15); Serial: f48139ff8b6d (19MED-0124)
Mode: n20(MCS0, OFDM) (UID: 0, Wi-fi_5GHz (0), Frame Length in ms: 0; PAR: 0; PMF: 1); **Frequency: 5745 MHz; Crest Factor: 1.0**
Medium: MSL5800(1907); Medium parameters used: f = 5745 MHz; σ = 6.062 S/m; ε_r = 46.21; ρ = 1000 kg/m^3
Measurement Standard: DASY5 (IEEE/IEC/ANSI C63.19-2007)

DASY Configuration: -Electronics: DAE4 Sn626; Calibrated: 2018/10/15 / -Phantom: ELI v4.0; Type: QDOVA001BA; Serial: 1059; Phantom section: Flat Section -DASY52 52.10.2(1495); SEMCAD X 14.6.12(7450) / -Probe: EX3DV4 - SN3907; ConvF(4.01, 4.01, 4.01) @ 5745 MHz; Calibrated: 2019/06/19
-Sensor-Surface: 1.4mm (Mechanical Surface Detection (Locations From Previous Scan Used)), Sensor-Surface: 1.4mm (Mechanical Surface Detection), z = 1.0, 25.0

back,58/5b8,58b8,5745,back&d0,n20(m0)/
Area:90x100,10 (10x11x1): Measurement grid: dx=10mm, dy=10mm; Maximum value of SAR (measured) = 0.779 W/kg
Area:90x100,10 (91x101x1): Interpolated grid: dx=1.000 mm, dy=1.000 mm; Maximum value of SAR (interpolated) = 1.00 W/kg

Zoom:28x28x24,1.4(ratio) (8x8x7)/Cube 0: Measurement grid: dx=4mm, dy=4mm, dz=1.4mm;
Reference Value = 16.08 V/m; Power Drift = -0.07 dB; Maximum value of SAR (measured) = 1.11 W/kg; Peak SAR (extrapolated) = 2.04 W/kg
SAR(1 g) = 0.449 W/kg; SAR(10 g) = 0.122 W/kg

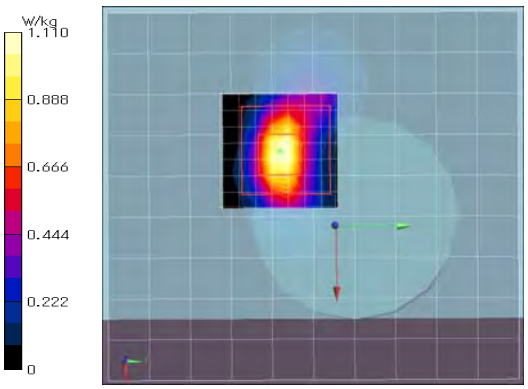

Remarks: *. Date tested: 2019/07/22; Tested by: Hiroshi Naka; Tested place:No.7 shielded room,
*. liquid depth: 149 mm; Position: distance of EUT to phantom: 0 mm (2 mm to liquid); ambient: (23~25) deg.C. / (50~60) %RH,
*. liquid temperature: 22.9(start)/23.0(end)/23.0(in check) deg.C.; *.White cubic: zoom scan area, Red cubic: big=SAR(10g)/small=SAR(1g)

APPENDIX 2: SAR Measurement data (cont'd)
SAR plots of other SAR test conditions

Plot 4a-8: (U-NII-3) band, body) Back & touch, 11n(20HT)(MCS0), 5785 MHz
EUT: Wireless LAN module (in Flat Panel Detector); Type: BM72065 (WM5A15); Serial: f48139ff8b6d (19MED-0124)
Mode: n20(MCS0, OFDM) (UID: 0, Wi-fi_5GHz (0), Frame Length in ms: 0; PAR: 0; PMF: 1); **Frequency: 5785 MHz; Crest Factor: 1.0**
Medium: MSL5800(1907); Medium parameters used: f = 5785 MHz; σ = 6.116 S/m; ε_r = 46.21; ρ = 1000 kg/m^3
Measurement Standard: DASY5 (IEEE/IEC/ANSI C63.19-2007)

DASY Configuration: -Electronics: DAE4 Sn626; Calibrated: 2018/10/15 / -Phantom: ELI v4.0; Type: QDOVA001BA; Serial: 1059; Phantom section: Flat Section -DASY52 52.10.2(1495); SEMCAD X 14.6.12(7450) / -Probe: EX3DV4 - SN3907; ConvF(4.01, 4.01, 4.01) @ 5785 MHz; Calibrated: 2019/06/19
-Sensor-Surface: 1.4mm (Mechanical Surface Detection (Locations From Previous Scan Used)), Sensor-Surface: 1.4mm (Mechanical Surface Detection), z = 1.0, 25.0

back,58/5b6,58b6,5785,back&d0,n20(m0)/
Area:90x100,10 (10x11x1): Measurement grid: dx=10mm, dy=10mm; Maximum value of SAR (measured) = 1.08 W/kg
Area:90x100,10 (91x101x1): Interpolated grid: dx=1.000 mm, dy=1.000 mm; Maximum value of SAR (interpolated) = 1.49 W/kg

Zoom:28x28x24,1.4(ratio) (8x8x7)/Cube 0: Measurement grid: dx=4mm, dy=4mm, dz=1.4mm;
Reference Value = 17.38 V/m; Power Drift = -0.02 dB; Maximum value of SAR (measured) = 1.30 W/kg; Peak SAR (extrapolated) = 2.33 W/kg
SAR(1 g) = 0.519 W/kg; SAR(10 g) = 0.144 W/kg

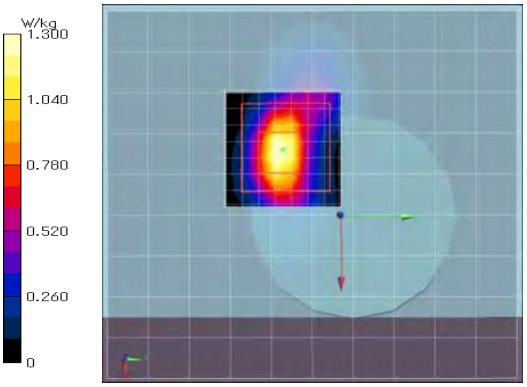

Remarks: *. Date tested: 2019/07/22; Tested by: Hiroshi Naka; Tested place:No.7 shielded room,
*. liquid depth: 149 mm; Position: distance of EUT to phantom: 0 mm (2 mm to liquid); ambient: (23~25) deg.C. / (50~60) %RH,
*. liquid temperature: 23.0(start)/23.0(end)/23.0(in check) deg.C.; *.White cubic: zoom scan area, Red cubic: big=SAR(10g)/small=SAR(1g)

Plot 4a-9: (U-NII-3) band, body) Front & touch, 11n(40HT)(MCS0), 5795 MHz
EUT: Wireless LAN module (in Flat Panel Detector); Type: BM72065 (WM5A15); Serial: f48139ff8b6d (19MED-0124)
Mode: n40(MCS0, OFDM) (UID: 0, Wi-fi_5GHz (0), Frame Length in ms: 0; PAR: 0; PMF: 1); **Frequency: 5795 MHz; Crest Factor: 1.0**
Medium: MSL5800(1907); Medium parameters used: f = 5795 MHz; σ = 6.131 S/m; ε_r = 46.19; ρ = 1000 kg/m^3
Measurement Standard: DASY5 (IEEE/IEC/ANSI C63.19-2007)

DASY Configuration: -Electronics: DAE4 Sn626; Calibrated: 2018/10/15 / -Phantom: ELI v4.0; Type: QDOVA001BA; Serial: 1059; Phantom section: Flat Section -DASY52 52.10.2(1495); SEMCAD X 14.6.12(7450) / -Probe: EX3DV4 - SN3907; ConvF(4.01, 4.01, 4.01) @ 5795 MHz; Calibrated: 2019/06/19
-Sensor-Surface: 1.4mm (Mechanical Surface Detection), z = 1.0, 25.0

side&frt/5b36,58b8,5795,front(patient)&d0,n40(m0)/
Area:100x120,10 (11x13x1): Measurement grid: dx=10mm, dy=10mm; Maximum value of SAR (measured) = 0.0156 W/kg
Area:100x120,10 (101x121x1): Interpolated grid: dx=1.000 mm, dy=1.000 mm; Maximum value of SAR (interpolated) = 0.0272 W/kg

Zoom:28x28x24,1.4(ratio) (8x8x7)/Cube 0: Measurement grid: dx=4mm, dy=4mm, dz=1.4mm;
Reference Value = 1.173 V/m; Power Drift = -0.20 dB; Maximum value of SAR (measured) = 0.0201 W/kg; Peak SAR (extrapolated) = 0.0490 W/kg
SAR(1 g) = 0.00736 W/kg; SAR(10 g) = 0.00463 W/kg

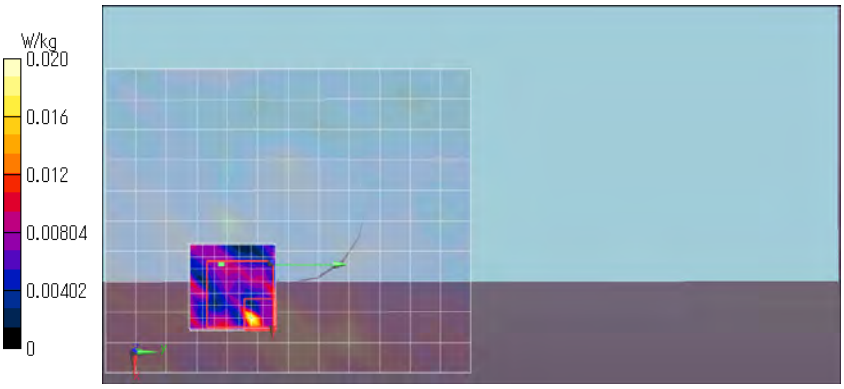

Remarks: *. Date tested: 2019/07/22; Tested by: Hiroshi Naka; Tested place:No.7 shielded room,
*. liquid depth: 149 mm; Position: distance of EUT to phantom: 0 mm (2 mm to liquid); ambient: (23~25) deg.C. / (50~60) %RH,
*. liquid temperature: 23.0(start)/23.1(end)/23.0(in check) deg.C.; *.White cubic: zoom scan area, Red cubic: big=SAR(10g)/small=SAR(1g)

APPENDIX 2: SAR Measurement data (cont'd)
SAR plots of other SAR test conditions

Plot 4a-10: (U-NII-3) band, body) Right & touch, 11n(40HT)(MCS0), 5795 MHz
EUT: Wireless LAN module (in Flat Panel Detector); Type: BM72065 (WM5A15); Serial: f48139ff8b6d (19MED-0124)
Mode: n40(MCS0, OFDM) (UID: 0, Wi-fi_5GHz (0), Frame Length in ms: 0; PAR: 0; PMF: 1); **Frequency: 5795 MHz; Crest Factor: 1.0**
Medium: MSL5800(1907); Medium parameters used: f = 5795 MHz; σ = 6.131 S/m; ε_r = 46.19; ρ = 1000 kg/m^3
Measurement Standard: DASY5 (IEEE/IEC/ANSI C63.19-2007)

DASY Configuration: -Electronics: DAE4 Sn626; Calibrated: 2018/10/15 / -Phantom: ELI v4.0; Type: QDOVA001BA; Serial: 1059; Phantom section: Flat Section -DASY52 52.10.2(1495); SEMCAD X 14.6.12(7450) / -Probe: EX3DV4 - SN3907; ConvF(4.01, 4.01, 4.01) @ 5795 MHz; Calibrated: 2019/06/19 -Sensor-Surface: 1.4mm (Mechanical Surface Detection), z = 1.0, 25.0

side&frt/5b39,58b10,5795,side&d0,n40(m0)/
Area:120x70,10 (13x8x1): Measurement grid: dx=10mm, dy=10mm; Maximum value of SAR (measured) = 0.103 W/kg
Area:120x70,10 (121x71x1): Interpolated grid: dx=1.000 mm, dy=1.000 mm; Maximum value of SAR (interpolated) = 0.119 W/kg

Zoom:28x28x24,1.4(ratio) (8x8x7)/Cube 0: Measurement grid: dx=4mm, dy=4mm, dz=1.4mm;
Reference Value = 5.298 V/m; Power Drift = -0.00 dB; Maximum value of SAR (measured) = 0.133 W/kg; Peak SAR (extrapolated) = 0.223 W/kg
SAR(1 g) = 0.056 W/kg; SAR(10 g) = 0.022 W/kg

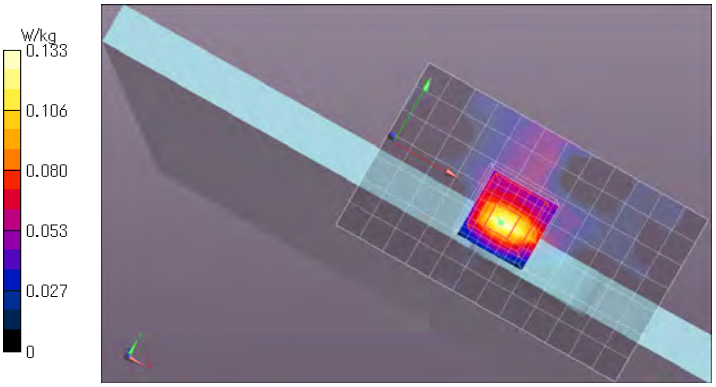

Remarks: *. Date tested: 2019/07/22; Tested by: Hiroshi Naka; Tested place:No.7 shielded room,
*. liquid depth: 149 mm; Position: distance of EUT to phantom: 0 mm (2 mm to liquid); ambient: (23~25) deg.C. / (50~60) %RH,
*. liquid temperature: 23.1(start)/23.1(end)/23.0(in check) deg.C.; *.White cubic: zoom scan area, Red cubic: big=SAR(10g)/small=SAR(1g)

Plot 4b-2: (U-NII-3) band, head) Back & touch, 11n(40HT)(MCS0), 5755 MHz
EUT: Wireless LAN module (in Flat Panel Detector); Type: BM72065 (WM5A15); Serial: f48139ff8b6d (19MED-0124)
Mode: n40(MCS0, OFDM) (UID: 0, Wi-fi_5GHz (0), Frame Length in ms: 0; PAR: 0; PMF: 1); **Frequency: 5755 MHz; Crest Factor: 1.0**
Medium: HSL5GHz(1907); Medium parameters used: f = 5755 MHz; σ = 5.047 S/m; ε_r = 34.67; ρ = 1000 kg/m^3
Measurement Standard: DASY5 (IEEE/IEC/ANSI C63.19-2007)

DASY Configuration: -Electronics: DAE4 Sn626; Calibrated: 2018/10/15 / -Phantom: ELI v4.0; Type: QDOVA001BA; Serial: 1059; Phantom section: Flat Section -DASY52 52.10.2(1495); SEMCAD X 14.6.12(7450) / -Probe: EX3DV4 - SN3907; ConvF(4.65, 4.65, 4.65) @ 5755 MHz; Calibrated: 2019/06/19 -Sensor-Surface: 1.4mm (Mechanical Surface Detection), z = 1.0, 25.0

back,58/5h1,58h1,5755,back&d0,n40(m0)/
Area:90x100,10 (10x11x1): Measurement grid: dx=10mm, dy=10mm; Maximum value of SAR (measured) = 0.921 W/kg
Area:90x100,10 (91x101x1): Interpolated grid: dx=1.000 mm, dy=1.000 mm; Maximum value of SAR (interpolated) = 1.30 W/kg

Zoom:28x28x24,1.4(ratio) (8x8x7)/Cube 0: Measurement grid: dx=4mm, dy=4mm, dz=1.4mm;
Reference Value = 18.24 V/m; Power Drift = -0.19 dB; Maximum value of SAR (measured) = 1.23 W/kg; Peak SAR (extrapolated) = 2.32 W/kg
SAR(1 g) = 0.509 W/kg; SAR(10 g) = 0.141 W/kg

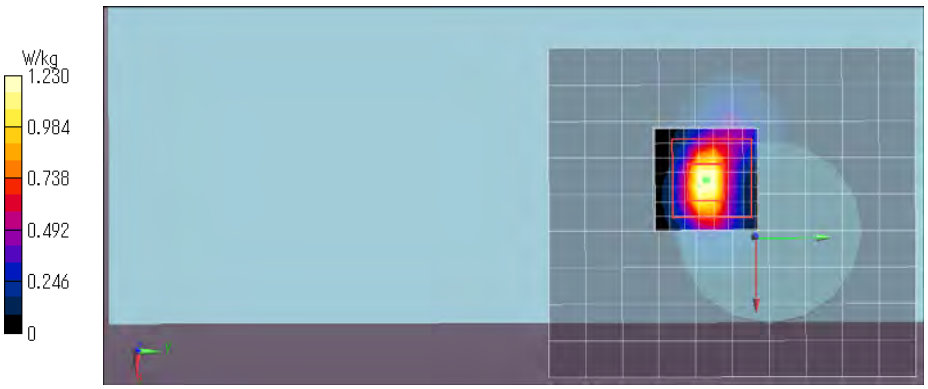

Remarks: *. Date tested: 2019/07/17; Tested by: Hiroshi Naka; Tested place:No.7 shielded room,
*. liquid depth: 149 mm; Position: distance of EUT to phantom: 0 mm (2 mm to liquid); ambient: (22~24) deg.C. / (50~60) %RH,
*. liquid temperature: 22.1(start)/22.1(end)/22.1(in check) deg.C.; *.White cubic: zoom scan area, Red cubic: big=SAR(10g)/small=SAR(1g)

APPENDIX 2: SAR Measurement data (cont'd)
SAR plots of other SAR test conditions

Plot 4b-3: (U-NII-3) band, head) Back & touch, 11n(40HT)(MCS0), 5795 MHz
EUT: Wireless LAN module (in Flat Panel Detector); Type: BM72065 (WM5A15); Serial: f48139ff8b6d (19MED-0124)
Mode: n40(MCS0, OFDM) (UID: 0, Wi-fi_5GHz (0), Frame Length in ms: 0; PAR: 0; PMF: 1); **Frequency: 5795 MHz; Crest Factor: 1.0**
Medium: HSL5GHz(1907); Medium parameters used: f = 5795 MHz; σ = 5.094 S/m; ε_r = 34.64; ρ = 1000 kg/m^3
Measurement Standard: DASY5 (IEEE/IEC/ANSI C63.19-2007)

DASY Configuration: -Electronics: DAE4 Sn626; Calibrated: 2018/10/15 / -Phantom: ELI v4.0; Type: QDOVA001BA; Serial: 1059; Phantom section: Flat Section -DASY52 52.10.2(1495); SEMCAD X 14.6.12(7450) / -Probe: EX3DV4 - SN3907; ConvF(4.65, 4.65, 4.65) @ 5795 MHz; Calibrated: 2019/06/19
-Sensor-Surface: 1.4mm (Mechanical Surface Detection (Locations From Previous Scan Used)), Sensor-Surface: 1.4mm (Mechanical Surface Detection), z = 1.0, 25.0, 156.0

back,58/5h2,58h2,5795,back&d0,n40(m0)/
Area:90x100,10 (10x11x1): Measurement grid: dx=10mm, dy=10mm; Maximum value of SAR (measured) = 1.18 W/kg
Area:90x100,10 (91x101x1): Interpolated grid: dx=1.000 mm, dy=1.000 mm; Maximum value of SAR (interpolated) = 1.54 W/kg
Z:155,5 (1x1x32): Measurement grid: dx=20mm, dy=20mm, dz=5mm; Maximum value of SAR (measured) = 1.39 W/kg

Zoom:28x28x24,1.4(ratio) (8x8x7)/Cube 0: Measurement grid: dx=4mm, dy=4mm, dz=1.4mm;
Reference Value = 19.41 V/m; Power Drift = -0.09 dB; Maximum value of SAR (measured) = 1.41 W/kg; Peak SAR (extrapolated) = 2.65 W/kg
SAR(1 g) = 0.583 W/kg; SAR(10 g) = 0.162 W/kg

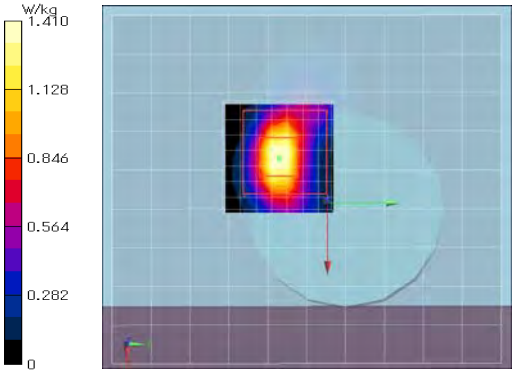

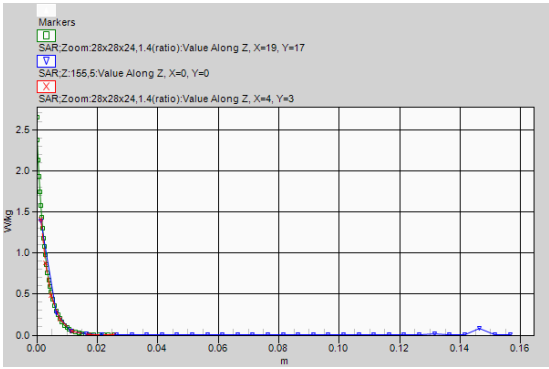

Remarks: *. Date tested: 2019/07/17; Tested by: Hiroshi Naka; Tested place:No.7 shielded room,
*. liquid depth: 149 mm; Position: distance of EUT to phantom: 0 mm (2 mm to liquid); ambient: (22~24) deg.C. / (50~60) %RH,
*. liquid temperature: 22.1(start)/22.1(end)/22.1(in check) deg.C.; *.White cubic: zoom scan area, Red cubic: big=SAR(10g)/small=SAR(1g)

Plot 4b-4: (U-NII-3) band, head) Back & touch, 11a(6Mbps), 5745 MHz
EUT: Wireless LAN module (in Flat Panel Detector); Type: BM72065 (WM5A15); Serial: f48139ff8b6d (19MED-0124)
Mode: 11a(6Mbps, OFDM) (UID: 0, Wi-fi_5GHz (0), Frame Length in ms: 0; PAR: 0; PMF: 1); **Frequency: 5745 MHz; Crest Factor: 1.0**
Medium: HSL5GHz(1907); Medium parameters used: f = 5745 MHz; σ = 5.032 S/m; ε_r = 34.69; ρ = 1000 kg/m^3
Measurement Standard: DASY5 (IEEE/IEC/ANSI C63.19-2007)

DASY Configuration: -Electronics: DAE4 Sn626; Calibrated: 2018/10/15 / -Phantom: ELI v4.0; Type: QDOVA001BA; Serial: 1059; Phantom section: Flat Section -DASY52 52.10.2(1495); SEMCAD X 14.6.12(7450) / -Probe: EX3DV4 - SN3907; ConvF(4.65, 4.65, 4.65) @ 5745 MHz; Calibrated: 2019/06/19
-Sensor-Surface: 1.4mm (Mechanical Surface Detection (Locations From Previous Scan Used)), Sensor-Surface: 1.4mm (Mechanical Surface Detection), z = 1.0, 25.0

back,58/5h5,58h5,5745,back&d0,a(6m)/
Area:90x100,10 (10x11x1): Measurement grid: dx=10mm, dy=10mm; Maximum value of SAR (measured) = 0.821 W/kg
Area:90x100,10 (91x101x1): Interpolated grid: dx=1.000 mm, dy=1.000 mm; Maximum value of SAR (interpolated) = 1.06 W/kg

Zoom:28x28x24,1.4(ratio) (8x8x7)/Cube 0: Measurement grid: dx=4mm, dy=4mm, dz=1.4mm;
Reference Value = 16.99 V/m; Power Drift = -0.12 dB; Maximum value of SAR (measured) = 1.06 W/kg; Peak SAR (extrapolated) = 1.99 W/kg
SAR(1 g) = 0.437 W/kg; SAR(10 g) = 0.121 W/kg

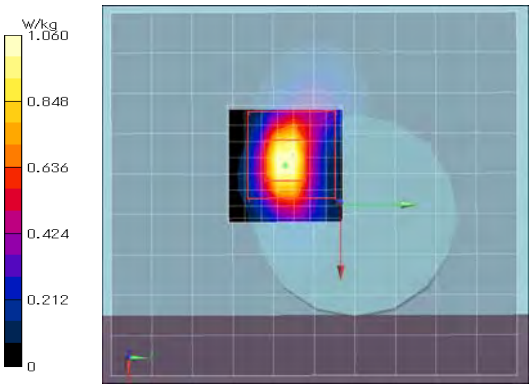

Remarks: *. Date tested: 2019/07/17; Tested by: Hiroshi Naka; Tested place:No.7 shielded room,
*. liquid depth: 149 mm; Position: distance of EUT to phantom: 0 mm (2 mm to liquid); ambient: (22~24) deg.C. / (50~60) %RH,
*. liquid temperature: 22.2(start)/22.1(end)/22.1(in check) deg.C.; *.White cubic: zoom scan area, Red cubic: big=SAR(10g)/small=SAR(1g)

APPENDIX 2: SAR Measurement data (cont'd)
SAR plots of other SAR test conditions

Plot 4b-5: (U-NII-3) band, head) Back & touch, 11a(6Mbps), 5785 MHz
EUT: Wireless LAN module (in Flat Panel Detector); Type: BM72065 (WM5A15); Serial: f48139ff8b6d (19MED-0124)
Mode: 11a(6Mbps, OFDM) (UID: 0, Wi-fi_5GHz (0), Frame Length in ms: 0; PAR: 0; PMF: 1); **Frequency: 5785 MHz; Crest Factor: 1.0**
Medium: HSL5GHz(1907); Medium parameters used: f = 5785 MHz; σ = 5.071 S/m; ε_r = 34.67; ρ = 1000 kg/m^3
Measurement Standard: DASY5 (IEEE/IEC/ANSI C63.19-2007)

DASY Configuration: -Electronics: DAE4 Sn626; Calibrated: 2018/10/15 / -Phantom: ELI v4.0; Type: QDOVA001BA; Serial: 1059; Phantom section: Flat Section -DASY52 52.10.2(1495); SEMCAD X 14.6.12(7450) / -Probe: EX3DV4 - SN3907; ConvF(4.65, 4.65, 4.65) @ 5785 MHz; Calibrated: 2019/06/19
-Sensor-Surface: 1.4mm (Mechanical Surface Detection (Locations From Previous Scan Used)), Sensor-Surface: 1.4mm (Mechanical Surface Detection), z = 1.0, 25.0

back,58/5h7,58h7,5785,back&d0,a(6m)/
Area:90x100,10 (10x11x1): Measurement grid: dx=10mm, dy=10mm; Maximum value of SAR (measured) = 1.05 W/kg
Area:90x100,10 (91x101x1): Interpolated grid: dx=1.000 mm, dy=1.000 mm; Maximum value of SAR (interpolated) = 1.45 W/kg

Zoom:28x28x24,1.4(ratio) (8x8x7)/Cube 0: Measurement grid: dx=4mm, dy=4mm, dz=1.4mm;
Reference Value = 18.90 V/m; Power Drift = -0.06 dB; Maximum value of SAR (measured) = 1.33 W/kg; Peak SAR (extrapolated) = 2.49 W/kg
SAR(1 g) = 0.551 W/kg; SAR(10 g) = 0.152 W/kg

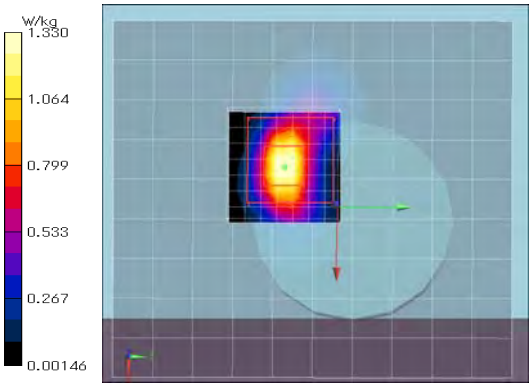

Remarks: *. Date tested: 2019/07/17; Tested by: Hiroshi Naka; Tested place:No.7 shielded room,
*. liquid depth: 149 mm; Position: distance of EUT to phantom: 0 mm (2 mm to liquid); ambient: (22~24) deg.C. / (50~60) %RH,
*. liquid temperature: 22.1(start)/22.2(end)/22.1(in check) deg.C.; *.White cubic: zoom scan area, Red cubic: big=SAR(10g)/small=SAR(1g)

Plot 4b-6: (U-NII-3) band, head) Back & touch, 11n(20HT)(MCS0), 5745 MHz
EUT: Wireless LAN module (in Flat Panel Detector); Type: BM72065 (WM5A15); Serial: f48139ff8b6d (19MED-0124)
Mode: n20(MCS0, OFDM) (UID: 0, Wi-fi_5GHz (0), Frame Length in ms: 0; PAR: 0; PMF: 1); **Frequency: 5745 MHz; Crest Factor: 1.0**
Medium: HSL5GHz(1907); Medium parameters used: f = 5745 MHz; σ = 5.032 S/m; ε_r = 34.69; ρ = 1000 kg/m^3
Measurement Standard: DASY5 (IEEE/IEC/ANSI C63.19-2007)

DASY Configuration: -Electronics: DAE4 Sn626; Calibrated: 2018/10/15 / -Phantom: ELI v4.0; Type: QDOVA001BA; Serial: 1059; Phantom section: Flat Section -DASY52 52.10.2(1495); SEMCAD X 14.6.12(7450) / -Probe: EX3DV4 - SN3907; ConvF(4.65, 4.65, 4.65) @ 5745 MHz; Calibrated: 2019/06/19
-Sensor-Surface: 1.4mm (Mechanical Surface Detection (Locations From Previous Scan Used)), Sensor-Surface: 1.4mm (Mechanical Surface Detection), z = 1.0, 25.0

back,58/5h6,58h6,5745,back&d0,n0(m0)/
Area:90x100,10 (10x11x1): Measurement grid: dx=10mm, dy=10mm; Maximum value of SAR (measured) = 0.809 W/kg
Area:90x100,10 (91x101x1): Interpolated grid: dx=1.000 mm, dy=1.000 mm; Maximum value of SAR (interpolated) = 1.05 W/kg

Zoom:28x28x24,1.4(ratio) (8x8x7)/Cube 0: Measurement grid: dx=4mm, dy=4mm, dz=1.4mm;
Reference Value = 16.76 V/m; Power Drift = -0.04 dB; Maximum value of SAR (measured) = 1.06 W/kg; Peak SAR (extrapolated) = 1.97 W/kg
SAR(1 g) = 0.433 W/kg; SAR(10 g) = 0.120 W/kg

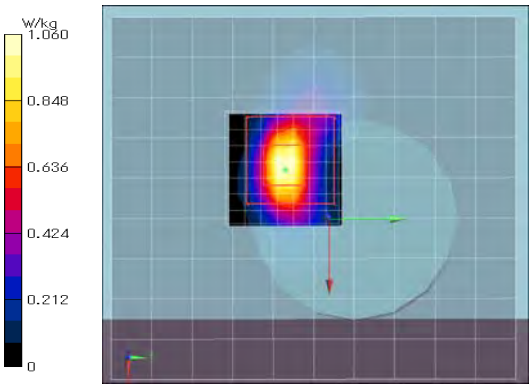

Remarks: *. Date tested: 2019/07/17; Tested by: Hiroshi Naka; Tested place:No.7 shielded room,
*. liquid depth: 149 mm; Position: distance of EUT to phantom: 0 mm (2 mm to liquid); ambient: (22~24) deg.C. / (50~60) %RH,
*. liquid temperature: 22.1(start)/22.1(end)/22.1(in check) deg.C.; *.White cubic: zoom scan area, Red cubic: big=SAR(10g)/small=SAR(1g)

APPENDIX 2: SAR Measurement data (cont'd)
SAR plots of other SAR test conditions

Plot 4b-7: (U-NII-3) band, head) Back & touch, 11n(20HT)(MCS0), 5785 MHz
EUT: Wireless LAN module (in Flat Panel Detector); Type: BM72065 (WM5A15); Serial: f48139ff8b6d (19MED-0124)
Mode: n20(MCS0s, OFDM) (UID: 0, Wi-fi_5GHz (0), Frame Length in ms: 0; PAR: 0; PMF: 1); **Frequency: 5785 MHz; Crest Factor: 1.0**
Medium: HSL5GHz(1907); Medium parameters used: f = 5785 MHz; σ = 5.071 S/m; ε_r = 34.67; ρ = 1000 kg/m^3
Measurement Standard: DASY5 (IEEE/IEC/ANSI C63.19-2007)

DASY Configuration: -Electronics: DAE4 Sn626; Calibrated: 2018/10/15 / -Phantom: ELI v4.0; Type: QDOVA001BA; Serial: 1059; Phantom section: Flat Section -DASY52 52.10.2(1495); SEMCAD X 14.6.12(7450) / -Probe: EX3DV4 - SN3907; ConvF(4.65, 4.65, 4.65) @ 5785 MHz; Calibrated: 2019/06/19
-Sensor-Surface: 1.4mm (Mechanical Surface Detection (Locations From Previous Scan Used)), Sensor-Surface: 1.4mm (Mechanical Surface Detection), z = 1.0, 25.0

back,58/5h8,58h8,5785,back&d0,n20(m0)/
Area:90x100,10 (10x11x1): Measurement grid: dx=10mm, dy=10mm; Maximum value of SAR (measured) = 1.04 W/kg
Area:90x100,10 (91x101x1): Interpolated grid: dx=1.000 mm, dy=1.000 mm; Maximum value of SAR (interpolated) = 1.38 W/kg

Zoom:28x28x24,1.4(ratio) (8x8x7)/Cube 0: Measurement grid: dx=4mm, dy=4mm, dz=1.4mm;
Reference Value = 19.01 V/m; Power Drift = -0.11 dB; Maximum value of SAR (measured) = 1.35 W/kg; Peak SAR (extrapolated) = 2.52 W/kg
SAR(1 g) = 0.556 W/kg; SAR(10 g) = 0.155 W/kg

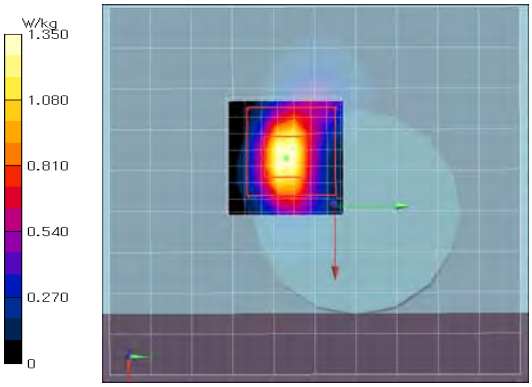

Remarks: *. Date tested: 2019/07/17; Tested by: Hiroshi Naka; Tested place:No.7 shielded room,
*. liquid depth: 149 mm; Position: distance of EUT to phantom: 0 mm (2 mm to liquid); ambient: (22~24) deg.C. / (50~60) %RH,
*. liquid temperature: 22.2(start)/22.2(end)/22.1(in check) deg.C.; *.White cubic: zoom scan area, Red cubic: big=SAR(10g)/small=SAR(1g)

Plot 4b-8: (U-NII-3) band, head) Back & touch, 11n(20HT)(MCS0), 5825 MHz
EUT: Wireless LAN module (in Flat Panel Detector); Type: BM72065 (WM5A15); Serial: f48139ff8b6d (19MED-0124)
Mode: n20(MCS0, OFDM) (UID: 0, Wi-fi_5GHz (0), Frame Length in ms: 0; PAR: 0; PMF: 1); **Frequency: 5825 MHz; Crest Factor: 1.0**
Medium: HSL5GHz(1907); Medium parameters used: f = 5825 MHz; σ = 5.111 S/m; ε_r = 34.60; ρ = 1000 kg/m^3
Measurement Standard: DASY5 (IEEE/IEC/ANSI C63.19-2007)

DASY Configuration: -Electronics: DAE4 Sn626; Calibrated: 2018/10/15 / -Phantom: ELI v4.0; Type: QDOVA001BA; Serial: 1059; Phantom section: Flat Section -DASY52 52.10.2(1495); SEMCAD X 14.6.12(7450) / -Probe: EX3DV4 - SN3907; ConvF(4.65, 4.65, 4.65) @ 5825 MHz; Calibrated: 2019/06/19
-Sensor-Surface: 1.4mm (Mechanical Surface Detection (Locations From Previous Scan Used)), Sensor-Surface: 1.4mm (Mechanical Surface Detection), z = 1.0, 25.0, 156.0

back,58/5h4,58h4,5825,back&d0,n20(m0)/
Area:90x100,10 (10x11x1): Measurement grid: dx=10mm, dy=10mm; Maximum value of SAR (measured) = 1.63 W/kg
Area:90x100,10 (91x101x1): Interpolated grid: dx=1.000 mm, dy=1.000 mm; Maximum value of SAR (interpolated) = 2.11 W/kg
Z:155,5 (1x1x32): Measurement grid: dx=20mm, dy=20mm, dz=5mm; Maximum value of SAR (measured) = 1.75 W/kg

Zoom:28x28x24,1.4(ratio) (8x8x7)/Cube 0: Measurement grid: dx=4mm, dy=4mm, dz=1.4mm;
Reference Value = 21.77 V/m; Power Drift = -0.13 dB; Maximum value of SAR (measured) = 1.76 W/kg; Peak SAR (extrapolated) = 3.33 W/kg
SAR(1 g) = 0.732 W/kg; SAR(10 g) = 0.203 W/kg

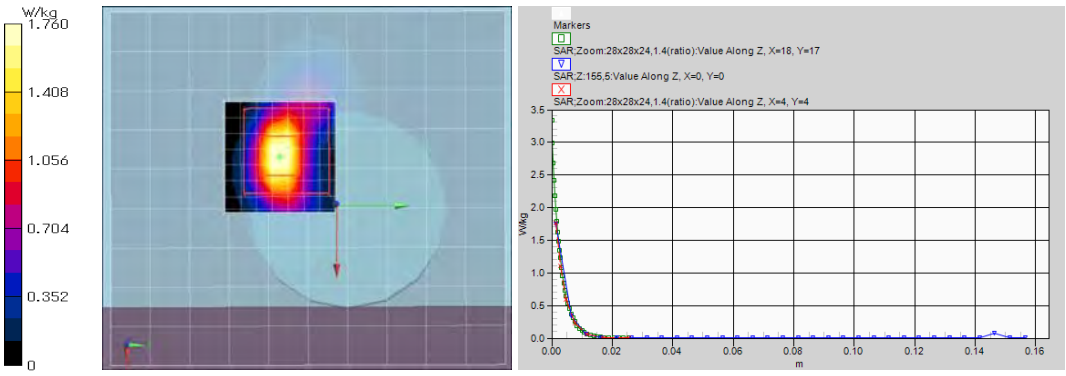

Remarks: *. Date tested: 2019/07/17; Tested by: Hiroshi Naka; Tested place:No.7 shielded room,
*. liquid depth: 149 mm; Position: distance of EUT to phantom: 0 mm (2 mm to liquid); ambient: (22~24) deg.C. / (50~60) %RH,
*. liquid temperature: 22.1(start)/22.2(end)/22.1(in check) deg.C.; *.White cubic: zoom scan area, Red cubic: big=SAR(10g)/small=SAR(1g)

APPENDIX 2: SAR Measurement data (cont'd)
SAR plots of other SAR test conditions

Plot 4b-9: (U-NII-3) band, head) Front & touch, 11n(40HT)(MCS0), 5795 MHz
EUT: Wireless LAN module (in Flat Panel Detector); Type: BM72065 (WM5A15); Serial: f48139ff8b6d (19MED-0124)
Mode: n40(MCS0, OFDM) (UID: 0, Wi-fi_5GHz (0), Frame Length in ms: 0; PAR: 0; PMF: 1); **Frequency: 5795 MHz; Crest Factor: 1.0**
Medium: HSL5GHz(1907); Medium parameters used: f = 5795 MHz; σ = 5.094 S/m; ε_r = 34.64; ρ = 1000 kg/m^3
Measurement Standard: DASY5 (IEEE/IEC/ANSI C63.19-2007)

DASY Configuration: -Electronics: DAE4 Sn626; Calibrated: 2018/10/15 / -Phantom: ELI v4.0; Type: QDOVA001BA; Serial: 1059; Phantom section: Flat Section -DASY52 52.10.2(1495); SEMCAD X 14.6.12(7450) / -Probe: EX3DV4 - SN3907; ConvF(4.65, 4.65, 4.65) @ 5795 MHz; Calibrated: 2019/06/19 -Sensor-Surface: 1.4mm (Mechanical Surface Detection), z = 1.0, 25.0

front/5h44,58h10,5795,front(patient)&d0,n40(m0)/
Area:100x120,10 (11x13x1): Measurement grid: dx=10mm, dy=10mm; Maximum value of SAR (measured) = 0.0125 W/kg
Area:100x120,10 (101x121x1): Interpolated grid: dx=1.000 mm, dy=1.000 mm; Maximum value of SAR (interpolated) = 0.0142 W/kg

Zoom:28x28x24,1.4(ratio) (8x8x7)/Cube 0: Measurement grid: dx=4mm, dy=4mm, dz=1.4mm;
Reference Value = 1.262 V/m; Power Drift = -0.20 dB; Maximum value of SAR (measured) = 0.00978 W/kg; Peak SAR (extrapolated) = 0.0370 W/kg
SAR(1 g) = 0.00282 W/kg; SAR(10 g) = 0.000875 W/kg

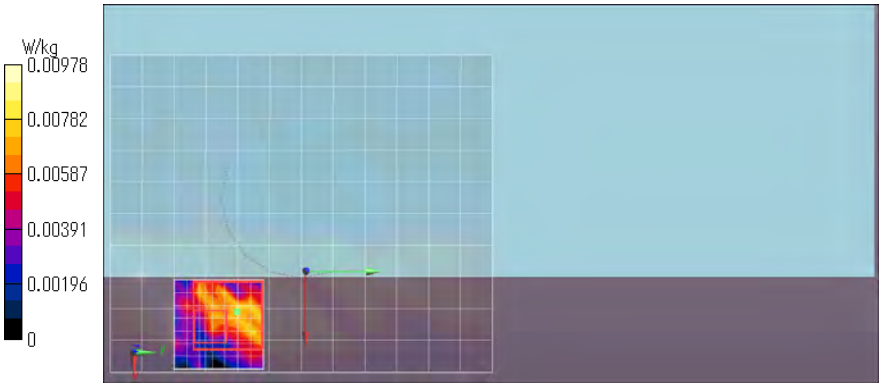

Remarks: *. Date tested: 2019/07/17; Tested by: Hiroshi Naka; Tested place:No.7 shielded room,
*. liquid depth: 149 mm; Position: distance of EUT to phantom: 0 mm (2 mm to liquid); ambient: (22~24) deg.C. / (55~60) %RH,
*. liquid temperature: 22.1(start)/22.2(end)/22.1(in check) deg.C.; *.White cubic: zoom scan area, Red cubic: big=SAR(10g)/small=SAR(1g)

Plot 4b-10: (U-NII-3) band, head) Right & touch, 11n(40HT)(MCS0), 5795 MHz
EUT: Wireless LAN module (in Flat Panel Detector); Type: BM72065 (WM5A15); Serial: f48139ff8b6d (19MED-0124)
Mode: n40(MCS0, OFDM) (UID: 0, Wi-fi_5GHz (0), Frame Length in ms: 0; PAR: 0; PMF: 1); **Frequency: 5795 MHz; Crest Factor: 1.0**
Medium: HSL5GHz(1907); Medium parameters used: f = 5795 MHz; σ = 5.094 S/m; ε_r = 34.64; ρ = 1000 kg/m^3
Measurement Standard: DASY5 (IEEE/IEC/ANSI C63.19-2007)

DASY Configuration: -Electronics: DAE4 Sn626; Calibrated: 2018/10/15 / -Phantom: ELI v4.0; Type: QDOVA001BA; Serial: 1059; Phantom section: Flat Section -DASY52 52.10.2(1495); SEMCAD X 14.6.12(7450) / -Probe: EX3DV4 - SN3907; ConvF(4.65, 4.65, 4.65) @ 5795 MHz; Calibrated: 2019/06/19 -Sensor-Surface: 1.4mm (Mechanical Surface Detection), z = 1.0, 25.0

side/5h48,58h11,5795,side&d0,n40(m0)/
Area:120x70,10 (13x8x1): Measurement grid: dx=10mm, dy=10mm; Maximum value of SAR (measured) = 0.0916 W/kg
Area:120x70,10 (121x71x1): Interpolated grid: dx=1.000 mm, dy=1.000 mm; Maximum value of SAR (interpolated) = 0.131 W/kg

Zoom:28x28x24,1.4(ratio) (8x8x7)/Cube 0: Measurement grid: dx=4mm, dy=4mm, dz=1.4mm;
Reference Value = 5.118 V/m; Power Drift = -0.03 dB; Maximum value of SAR (measured) = 0.113 W/kg; Peak SAR (extrapolated) = 0.174 W/kg
SAR(1 g) = 0.045 W/kg; SAR(10 g) = 0.016 W/kg

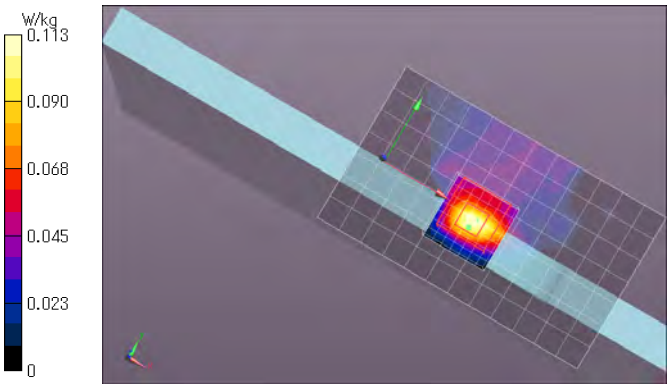

Remarks: *. Date tested: 2019/07/17; Tested by: Hiroshi Naka; Tested place:No.7 shielded room,
*. liquid depth: 149 mm; Position: distance of EUT to phantom: 0 mm (2 mm to liquid); ambient: (22~24) deg.C. / (55~60) %RH,
*. liquid temperature: 22.2(start)/22.1(end)/22.1(in check) deg.C.; *.White cubic: zoom scan area, Red cubic: big=SAR(10g)/small=SAR(1g)

APPENDIX 3: Test instruments

Appendix 3-1: Equipment used

Local ID	Test Name	LIMS ID	Description	Manufacturer	Model	Serial	Calibration		
							Last Date	Due Date	Interval (Month)
KAT10-S3	AT	144893	Attenuator	AGILENT	8490D 010	50924	2018/12/12	2019/12/31	12
KCC-D22	AT	146097	Microwave Cable	Hirose Electric	U.FL-2LP-066J1-A-(200)	-	-	-	-
KPM-08	AT	145105	Power meter	ANRITSU	ML2495A	6K00003356	2018/9/28	2019/9/30	12
KPSS-04	AT	144991	Power sensor	ANRITSU	MA2411B	12088	2018/9/28	2019/9/30	12
COTS-SSAR-02	SAR	144885	DASY52 software	Schmid&Partner Engineering AG	DASY5 PRO	Ver.52.10.2.1495	-	-	-
COTS-SSEP-02	SAR	144886	Dielectric assessment software	Schmid&Partner Engineering AG	DAK	Ver.DAK1.10.317.11	-	-	-
KAT10-P1	SAR	144882	Attenuator	Weinschel - API Technologies Corp	24-10-34	BY5927	2018/12/12	2019/12/31	12
KCPL-07	SAR	146100	Directional Coupler	Pulsar Microwave Corp.	CCS30-B26	621	-	-	-
KDAE-01	SAR	144944	Data Acquisition Electronics	Schmid&Partner Engineering AG	DAE4	626	2018/10/15	2019/10/31	12
KIU-08	SAR	145059	Power sensor	Rohde & Schwarz	NRV-Z4	100372	2018/9/28	2019/9/30	12
KIU-09	SAR	145099	Power sensor	Rohde & Schwarz	NRV-Z4	100371	2018/9/28	2019/9/30	12
KOS-13	SAR	144985	Digtal thermometer	HANNA	Checktemp-2	KOS-13	2018/12/5	2019/12/31	12
KOS-14	SAR	144986	Thermo-Hygrometer data logger	SATO KEIRYOKI	SK-L200THIIα/SK-LTHIIα-2	015246/08169	2018/12/5	2019/12/31	12
KPA-12	SAR	145359	RF Power Amplifier	Milmega	AS2560-50	1018582	-	-	-
KPFL-01	SAR	145560	Flat Phantom	Schmid&Partner Engineering AG	Oval flat phantom ELI 4.0	1059	2018/8/27	2019/8/31	12
KPM-05	SAR	144988	Power meter	AGILENT	E4417A	GB41290718	2019/4/12	2020/4/30	12
KPM-06	SAR	144989	Power Meter	Rohde & Schwarz	NRVD	101599	2018/9/28	2019/9/30	12
KPSS-01	SAR	144990	Power sensor	AGILENT	E9327A	US40440544	2019/4/12	2020/4/30	12
KRU-01	SAR	144993	Ruler(300mm)	SHINWA	13134	-	2019/2/18	2020/2/29	12
KRU-04	SAR	145086	Ruler(300mm)	SHINWA	13134	-	2019/5/21	2020/5/31	12
KRU-05	SAR	145087	Ruler(100x50mm,L)	SHINWA	12101	-	2019/5/21	2020/5/31	12
KSDA-01	SAR	145090	Dipole Antenna	Schmid&Partner Engineering AG	D2450V2	822	2019/1/18	2020/1/31	12
KSDA-02	SAR	145091	Dipole Antenna	Schmid&Partner Engineering AG	D5GHzV2	1070	2019/3/18	2020/3/31	12
KSDH-01	SAR	145596	Device holder	Schmid&Partner Engineering AG	Mounting device for transmitter	-	2018/9/27	2019/9/30	12
KSG-08	SAR	145109	Signal Generator	Rohde & Schwarz	SMT06	100763	2018/9/27	2019/9/30	12
KSLH245-01	SAR	145363	Tissue simulation liqud (2450MHz,head)	Schmid&Partner Engineering AG	HSL2450V2	SL AAH 245 BA	-	-	-
KSLH580-04	SAR	145364	Tissue simulation liqud (5800MHz,head)	Schmid&Partner Engineering AG	HBBL3500-5800V5	SL AAH 502 AD(140305-1)	-	-	-
KSLM245-01	SAR	145365	Tissue simulation liqud (2450MHz,body)	Schmid&Partner Engineering AG	MSL2450V2	SL AAM 245 BA	-	-	-
KSLM580-02	SAR	145366	Tissue simulation liqud (5800MHz,body)	Schmid&Partner Engineering AG	MBBL3500-5800V5	SL AAM 501 AB(110520-3)	-	-	-
SALC-01	SAR	146112	Primepure Ethanol	Kanto Chemical Co., Inc.	14032-79	-	-	-	-
SAT20-SAR1	SAR	145149	Attenuator	TME	SFA-01AXPJ-20	-	2018/12/12	2019/12/31	12
SAT6-SAR1	SAR	145160	Attenuator	Huber+Suhner	6806.17.A	766429-1	2018/12/12	2019/12/31	12
SCC-SAR2	SAR	145405	Coaxial Cable	Huber+Suhner	SF104A/11PC3542/11N451/4M	MY699/4A	-	-	-
SEPP-02	SAR	145500	Dielectric probe	Schmid&Partner Engineering AG	DAK3.5	1129	2018/8/17	2019/8/31	12
SOS-11	SAR	146296	Humidity Indicator	A&D	AD-5681	4063424	2019/1/11	2020/1/31	12
SOS-12	SAR	146320	Digtal thermometer	HANNA	Checktemp-4	SOS-12	2019/1/11	2020/1/31	12
SOS-SAR1	SAR	146323	Digtal thermometer	LKMelectonic	DTM3000	3171	2018/10/25	2019/10/31	12
SPB-02	SAR	146235	Dosimetric E-Field Probe	Schmid&Partner Engineering AG	EX3DV4	3907	2019/6/19	2020/6/30	12
SRU-06	SAR	150560	Measuring Tool, Ruler	SHINWA	14001	--	2019/2/18	2020/2/29	12
SSA-04	SAR	146176	Spectrum Analyzer	ADVANTEST	R3272	101100994	-	-	-
SSAR-02	SAR	146177	SAR measurement system	Schmid&Partner Engineering AG	DASY5	1324	-	-	-
SSDH-02	SAR	145723	Laptop holder	Schmid&Partner Engineering AG	SM LH1 001 C	-	-	-	-
SSNA-01	SAR	146258	Network Analyzer	AGILENT	8753ES	US39171777	2018/12/17	2019/12/31	12
SSRBT-02	SAR	145621	SAR robot	Schmid&Partner Engineering AG	TX60 Lspeag	F12/5L2QA1/A/01	2018/9/27	2019/9/30	12
SWTR-03	SAR	146185	DI water	MonotaRo	34557433	-	-	-	-

*. AT (antenna terminal conducted power measurement) was measured July 16, 2019. (Refer to Section 6 in this report.)

The expiration date of calibration is the end of the expired month.
As for some calibrations performed after the tested dates, those test equipment have been controlled by means of an unbroken chains of calibrations.
All equipment is calibrated with valid calibrations. Each measurement data is traceable to the national or international standards.

[Test Item] SAR: Specific Absorption Rate; AT: Antenna terminal conducted power

Appendix 3-2: Configuration and peripherals

These measurements were performed with the automated near-field scanning system DASY5 from Schmid & Partner Engineering AG (SPEAG). The system is based on a high precision robot), which positions the probes with a positional repeatability of better than ± 0.02 mm. Special E- and H-field probes have been developed for measurements close to material discontinuity, the sensors of which are directly loaded with a Schottky diode and connected via highly resistive lines to the data acquisition unit. The SAR measurements were conducted with the dosimetry probes EX3DV4 (manufactured by SPEAG), designed in the classical triangular configuration and optimized for dosimetric evaluation.

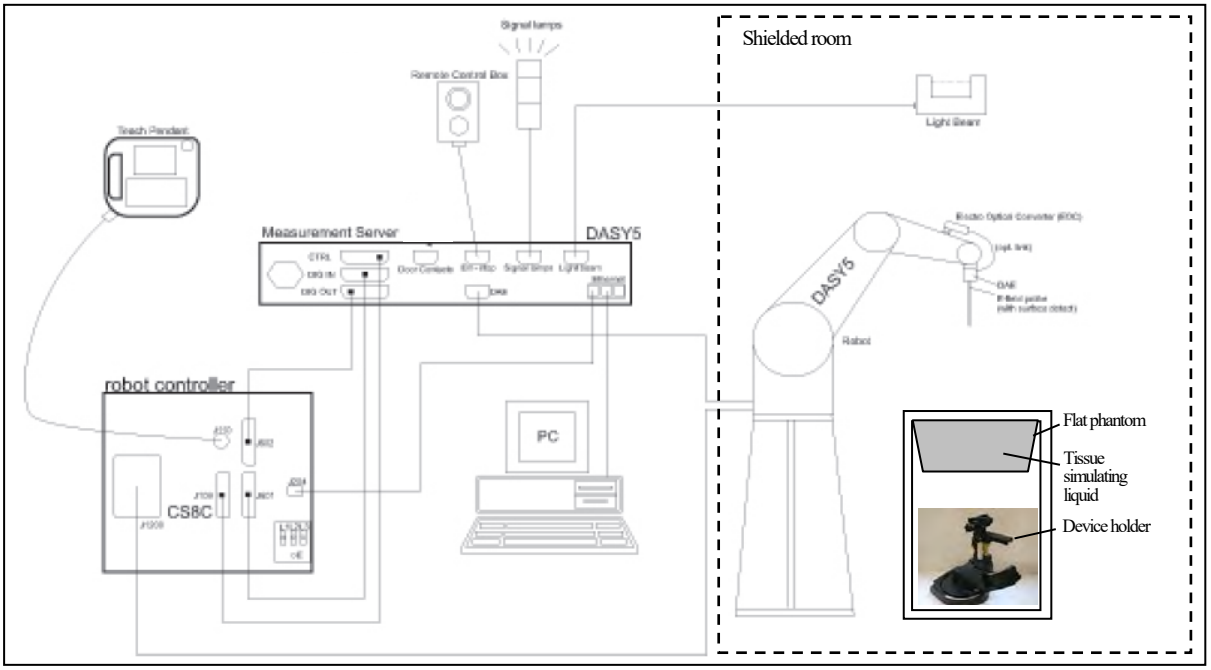

The DASY5 system for performing compliance tests consist of the following items:

1	A standard high precision 6-axis robot (Stäubli TX/RX family) with controller, teach pendant and software. An arm extension for accommodating the data acquisition electronics (DAE).
2	An isotropic field probe optimized and calibrated for the targeted measurement.
3	A data acquisition electronics (DAE) which performs the signal amplification, signal multiplexing, AD-conversion, offset measurements, mechanical surface detection, collision detection, etc. The unit is battery powered with standard or rechargeable batteries. The signal is optically transmitted to the EOC.
4	The Electro-optical converter (EOC) performs the conversion from optical to electrical signals for the digital communication to the DAE. To use optical surface detection, a special version of the EOC is required. The EOC signal is transmitted to the measurement server.
5	The function of the measurement server is to perform the time critical tasks such as signal filtering, control of the robot operation and fast movement interrupts.
6	The Light Beam used is for probe alignment. This improves the (absolute) accuracy of the probe positioning.
7	A computer running Win7 professional operating system and the DASY5 software.
8	R Remote control and teach pendant as well as additional circuitry for robot safety such as warning lamps, etc.
9	The phantom.
10	The device holder for EUT. (low-loss dielectric palette) (*. when it was used.)
11	Tissue simulating liquid mixed according to the given recipes.
12	Validation dipole kits allowing to validate the proper functioning of the system.

Appendix 3-3: Test system specification



TX60 Lsepag robot/CS8Csepag-TX60 robot controller

•Number of Axes : 6 •Repeatability : ±0.02 mm
•Manufacture : Stäubli Unimation Corp.

DASY5 Measurement server

•Features : The DASY5 measurement server is based on a PC/104 CPU board with a 400MHz intel ULV Celeron, 128MB chip-disk and 128MB RAM. The necessary circuits for communication with the DAE4 electronics box, as well as the 16 bit AD converter system for optical detection and digital I/O interface are contained on the DASY5 I/O board, which is directly connected to the PC/104 bus of the CPU board.
•Calibration : No calibration required.
•Manufacture : Schmid & Partner Engineering AG

Data Acquisition Electronic (DAE)

•Features : Signal amplifier, multiplexer, A/D converter and control logic.
Serial optical link for communication with DASY5 embedded system (fully remote controlled). 2 step probe touch detector for mechanical surface detection and emergency robot stop (not in -R version)
•Measurement Range : 1 µV to > 200 mV (16bit resolution and 2 range settings: 4 mV, 400 mV)
•Input Offset voltage : < 1 µV (with auto zero)
•Input Resistance : 200 MΩ
•Battery Power : > 10 hrs. of operation (with two 9 V battery)
•Manufacture : Schmid & Partner Engineering AG

Electro-Optical Converter (EOC61)

•Manufacture : Schmid & Partner Engineering AG

Light Beam Switch (LB5/80)

•Manufacture : Schmid & Partner Engineering AG

SAR measurement software

•Item : Dosimetric Assessment System DASY5
•Software version : Refer to Appendix 3-1 (Equipment used)
•Manufacture : Schmid & Partner Engineering AG

E-Field Probe

•Model : EX3DV4 (serial number: 3907)
•Construction : Symmetrical design with triangular core.
Built-in shielding against static charges.
PEEK enclosure material (resistant to organic solvents, e.g., DGBE).
•Frequency : 10MHz to 6GHz, Linearity: ±0.2 dB (30MHz to 6GHz)
•Conversion Factors : (2.45, 5.2, 5.25, 5.5, 5.6, 5.75, 5.8) GHz (Head) (*.Use (5.2, 5.5) GHz for the daily check)
: (2.45, 5.25, 5.6, 5.75) GHz (Body)
•Directivity : ±0.3 dB in HSL (rotation around probe axis)
±0.5 dB in tissue material (rotation normal to probe axis)
•Dynamic Range : 10µW/g to > 100 mW/g; Linearity: ±0.2 dB (noise: typically < 1 µW/g)
•Dimension : Overall length: 330 mm (Tip: 20 mm)
Tip diameter: 2.5 mm (Body: 12 mm)
Typical distance from probe tip to dipole centers: 1mm
•Application : High precision dosimetric measurement in any exposure scenario (e.g., very strong gradient fields). Only probe which enables compliance testing for frequencies up to 6GHz with precision of better 30%.
•Manufacture : Schmid & Partner Engineering AG



Phantom

•Type : **ELI 4.0 oval flat phantom**
•Shell Material : Fiberglass •Shell Thickness : Bottom plate: 2 ±0.2 mm
•Dimensions : Bottom elliptical: 600×400 mm, Depth: 190 mm (Volume: Approx. 30 liters)
•Manufacture : Schmid & Partner Engineering AG

Device Holder

☒ Urethane foam
☒ KSDH-01: In combination with the ELI4, the Mounting Device enables the rotation of the mounted transmitter device in spherical coordinates. Transmitter devices can be easily and accurately positioned. The low-loss dielectric urethane foam was used for the mounting section of device holder.
•Material : Polyoxymethylene (POM) •Manufacture : Schmid & Partner Engineering AG
☒ SSDH-02: A simple but effective and easy-to-use extension for the Mounting Device; facilitates testing of larger devices (e.g., laptops, cameras, etc.) according to IEC 62209-2.
•Material : Polyoxymethylene (POM), PET-G, Foam
•Manufacture :Schmid & Partner Engineering AG

Appendix 3-4: Simulated tissue composition and parameter confirmation

Liquid type	Body	Head	Body	Head
Control No.	KSLM245-01	KSLH245-01	KSLM580-02	KSLH580-04
Model No. / Product No.	MSL2450V2 / SL AAM 245 BA	HSL2450V2 / SL AAH 245 BA	MBBL3500-5800V5 / SL AAM 501 AB	HBBL 3500-5800V5 / SL AAH 502 AD
Ingredient: Mixture [%]	Water: 52~75, DGBE: 25~48, NaCl: < 1.0	Water: 52~75, DGBE: 25~48, NaCl: <1.0	Water: 60~80, Ester/Emulsifiers/Inhibitors: 20~40, Sodium salt: 0~1.5	Water: 50~65, Mineral oil: 10~30, Emulsifiers: 8~25, Sodium salt: 0~1.5
Temperature gradients [% / deg.C]	permittivity: +0.16 / conductivity: -2.58 (at 2.5 GHz) (*1)	permittivity: +0.42 / conductivity: -2.08 (at 2.5 GHz) (*1)	permittivity: -0.08 / conductivity: -1.67 (at 5.5 GHz) (*2)	permittivity: +0.16 / conductivity: -1.02 (at 5.5 GHz) (*2)
Manufacture	Schmid & Partner Engineering AG		Note: *1. Temperature_Gradient_tsl2450v2&tsl5000_16.01.2011, *2. speag_920-SLAAxyy-E_01.12.15CL	

*. The dielectric parameters were checked prior to assessment using the DAK3.5 dielectric probe kit.

Measured date	Frequency [MHz]	Liquid type	Ambient [deg.C.] /[%RH]	Liquid temp. [deg.C.]	Liquid Depth [mm]	Liquid parameters (*a) Permittivity (εr) [-] Target	Measured Meas.	Measured Δεr[%]	Limit	Conductivity [S/m] Target	Measured Meas.	Measured Δσ[%]	Limit	ΔSAR (1g) [%] (*b)	ΔSAR (10g) [%] (*b)
July 17, 2019	5800	Head	23/(50~60)	22.1	(149)	***35.3***	34.63	-1.9	±5%	***5.27***	5.094	-3.4	±5%	+0.53	+0.59
July 18, 2019	5500	Head	23/(50~60)	22.1	(149)	***35.64***	35.02	-1.8	±5%	***4.963***	4.781	-3.7	±5%	+0.50	+0.63
July 18, 2019	5600	Head	23/(50~60)	22.1	(149)	***35.53***	34.84	-1.9	±5%	***5.065***	4.882	-3.6	±5%	+0.55	+0.65
July 19, 2019	5200	Head	23/(50~60)	22.1	(149)	***35.99***	35.36	-1.7	±5%	***4.655***	4.478	-3.8	±5%	+0.45	+0.64
July 19, 2019	5250	Head	23/(50~60)	22.1	(149)	***35.93***	35.35	-1.6	±5%	***4.706***	4.542	-3.5	±5%	+0.44	+0.60
July 22, 2019	5750	Body	24/(50~60)	23.0	(149)	***48.27***	46.20	-4.3	±5%	***5.942***	6.062	+2.03	±5%	+0.76	+1.02
July 23, 2019	5600	Body	24/(50~60)	23.0	(149)	***48.47***	46.47	-4.1	±5%	***5.766***	5.857	+1.56	±5%	+0.75	+0.99
July 24, 2019	5250	Body	23/(50~60)	23.0	(149)	***48.95***	47.05	-3.9	±5%	***5.358***	5.391	+0.6	±5%	+0.76	+0.96
July 25, 2019	2450	Head	24/(50~60)	24.0	(150)	***39.2***	37.73	-3.7	±5%	***1.80***	1.855	+3.1	±5%	+2.31	+1.39
July 26, 2019	2450	Body	23/(50~60)	22.3	(150)	**52.7**	50.59	-4.0	±5%	**1.95**	2.001	+2.6	±5%	+2.17	+1.32

*a. The target values of (2000, 2450, 3000 and 5800) MHz are parameters defined in Appendix A of KDB 865664 D01. For other frequencies, the target nominal dielectric values shall be obtained by linear interpolation between the higher and lower tabulated figures.

Standard										*Interpolated & Extrapolated*									
f (MHz)	Head Tissue εr	Head Tissue σ [S/m]	Body Tissue εr	Body Tissue σ [S/m]	f (MHz)	Head Tissue εr	Head Tissue σ [S/m]	Body Tissue εr	Body Tissue σ [S/m]	f (MHz)	Head Tissue εr	Head Tissue σ [S/m]	Body Tissue εr	Body Tissue σ [S/m]	f (MHz)	Head Tissue εr	Head Tissue σ [S/m]	Body Tissue εr	Body Tissue σ [S/m]
(1800-)2000	**40.0**	**1.40**	**53.3**	**1.52**	3000	**38.5**	**2.40**	**52.0**	**2.73**	*5200*	*35.99*	*4.655*	*49.01*	*5.299*	*5500*	*35.64*	*4.963*	*48.61*	*5.650*
2450	**39.2**	**1.80**	**52.7**	**1.95**	5800	**35.3**	**5.27**	**48.2**	**6.00**	*5250*	*35.93*	*4.706*	*48.95*	*5.358*	*5600*	*35.53*	*5.065*	*48.47*	*5.766*
															5750	*35.36*	*5.219*	*48.27*	*5.942*

*b. The coefficients are parameters defined in IEEE Std. 1528-2013.

$\Delta SAR(1g) = C\varepsilon r \times \Delta\varepsilon r + C\sigma \times \Delta\sigma$, $C\varepsilon r = -7.854E\text{-}4 \times f^3 + 9.402E\text{-}3 \times f^2 - 2.742E\text{-}2 \times f - 0.2026$ / $C\sigma = 9.804E\text{-}3 \times f^3 - 8.661E\text{-}2 \times f^2 + 2.981E\text{-}2 \times f + 0.7829$

$\Delta SAR(10g) = C\varepsilon r \times \Delta\varepsilon r + C\sigma \times \Delta\sigma$, $C\varepsilon r = 3.456 \times 10^{-3} \times f^3 - 3.531 \times 10^{-2} \times f^2 + 7.675 \times 10^{-2} \times f - 0.1860$ / $C\sigma = 4.479 \times 10^{-3} \times f^3 - 1.586 \times 10^{-2} \times f^2 - 0.1972 \times f + 0.7717$

Appendix 3-5: Daily check results

*. Prior to the SAR assessment of EUT, the Daily check was performed to test whether the SAR system was operating within its target of ±10%. The Daily check results are in the table below.

Date	Frequency [MHz]	Liquid Type	Daily check results (*. Meas.: Measured, Cal.: Calibration value, STD: Standard value) SAR (1g) [W/kg] (*d) Meas. (*c)	ΔSAR-correct	1W scaled	Target Cal. (*e)	Target STD (*f)	Deviation Cal. [%]	Deviation STD [%]	Limit [%]	Pass ?	SAR (10g) [W/kg] (*d) Meas. (*c)	ΔSAR-correct	1W scaled	Target Cal. (*e)	Target STD (*f)	Deviation Cal. [%]	Deviation STD [%]	Limit [%]	Pass ?
July 17, 2019	5800	Head	7.9	7.86	78.6	79.3	78.0	-0.9	+0.8	±10	Pass	2.25	2.24	22.4	22.5	21.9	-0.4	+2.3	±10	Pass
July 18, 2019	5500	Head	7.9	7.86	78.6	81.8	83.3	-3.9	-5.6	±10	Pass	2.25	2.24	22.4	23.3	23.4	-3.9	-4.3	±10	Pass
July 18, 2019	5600	Head	8.04	8.00	80.0	82.2	n/a	-2.7	n/a	±10	Pass	2.29	2.28	22.8	23.4	n/a	-2.6	n/a	±10	Pass
July 19, 2019	5200	Head	7.45	7.42	74.2	79.5	76.5	-6.7	-3.0	±10	Pass	2.15	2.14	21.4	22.7	21.6	-5.7	-0.9	±10	Pass
July 19, 2019	5250	Head	7.63	7.60	76.0	81.0	n/a	-6.2	n/a	±10	Pass	2.2	2.19	21.9	23.3	n/a	-6.0	n/a	±10	Pass
July 22, 2019	5750	Body	7.42	7.36	73.6	76.1	n/a	-3.3	n/a	±10	Pass	2.07	2.05	20.5	21.1	n/a	-2.8	n/a	±10	Pass
July 23, 2019	5600	Body	8.03	7.97	79.7	80.6	n/a	-1.1	n/a	±10	Pass	2.25	2.23	22.3	22.5	n/a	-0.9	n/a	±10	Pass
July 24, 2019	5250	Body	7.31	7.25	72.5	75.4	n/a	-3.8	n/a	±10	Pass	2.07	2.05	20.5	21.0	n/a	-2.4	n/a	±10	Pass
July 25, 2019	2450	Head	13.3	12.99	51.96	51.8	52.4	+0.3	-0.8	±10	Pass	6.16	6.07	24.28	24.3	24.0	-0.1	+1.2	±10	Pass
July 26, 2019	2450	Body	12.6	12.33	49.32	50.7	n/a	-2.7	n/a	±10	Pass	5.91	5.83	23.32	23.7	n/a	-1.6	n/a	±10	Pass

*. Calculating formula:
ΔSAR corrected SAR (1g,10g) (W/kg) = (Measured SAR(1g,10g) (W/kg)) × (100 - (ΔSAR(%)) / 100

*c. The "Meas. (Measured)" SAR value is obtained at 250 mW for 2450MHz, and at 100 mW for 5GHz band.

*d. The measured SAR value of Daily check was compensated for tissue dielectric deviations (ΔSAR) and scaled to 1W of output power in order to compare with the manufacture's calibration target value which was normalized.

*e. The target value is a parameter defined in the calibration data sheet of D2450V2 (sn:822) and D5GHzV2 (sn:1070) dipole calibrated by Schmid & Partner Engineering AG (Certification No. D2450V2-822_Jan19 / D5GHzV2-1070_Mar19, the data sheet was filed in this report).

*f. The target value (normalized to 1W) is defined in IEEE Std.1528.

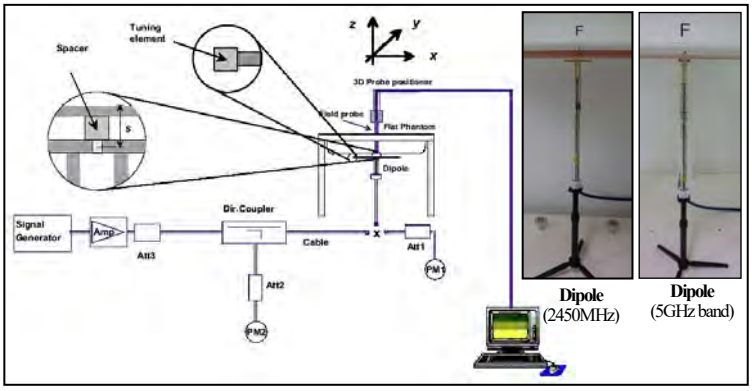

Test setup for the system performance check

Appendix 3-6: Daily check measurement data

Photographs of Liquid depth	
149 mm (Head, 5GHz, July 17, 2019)	149 mm (Head, 5GHz, July 18, 2019)



(July 17, 2019) EUT: Dipole(5GHz)(1070); Type: D5GHzV2; Serial: 1070; Forward conducted power: 100mW
Communication System: CW (*. CW(0); UID:0; Frame Length in ms: 0; PAR: 0; PMF: 1); **Frequency: 5800 MHz; Crest Factor: 1.0**
Medium: HSL5GHz(1907); Medium parameters used: f = 5800 MHz; σ = 5.094 S/m; ε_r = 34.63; ρ = 1000 kg/m^3
Measurement Standard: DASY5 (IEEE/IEC/ANSI C63.19-2007)

DASY Configuration: -Electronics: DAE4 Sn626; Calibrated: 2018/10/15 / -Phantom: ELI v4.0; Type: QDOVA001BA; Serial: 1059; Phantom section: Flat Section -DASY52 52.10.2(1495); SEMCAD X 14.6.12(7450) / -Probe: EX3DV4 - SN3907; ConvF(4.65, 4.65, 4.65) @ 5800 MHz; Calibrated: 2019/06/19
-Sensor-Surface: 1.4mm (Mechanical Surface Detection), z = 1.0, 25.0, 156.0

Area:60x60,10 (7x7x1): Measurement grid: dx=10mm, dy=10mm; Maximum value of SAR (measured) = 19.5 W/kg
Area:60x60,10 (61x61x1): Interpolated grid: dx=1.000 mm, dy=1.000 mm; Maximum value of SAR (interpolated) = 20.2 W/kg
Z;155,5 (1x1x32): Measurement grid: dx=20mm, dy=20mm, dz=5mm; Maximum value of SAR (measured) = 19.3 W/kg

Zoom:28x28x24,4,4,1.4(ratio) (8x8x7)/Cube 0: Measurement grid: dx=4mm, dy=4mm, dz=1.4mm;
Reference Value = 69.13 V/m; Power Drift = 0.09 dB; Maximum value of SAR (measured) = 19.4 W/kg; Peak SAR (extrapolated) = 35.2 W/kg
SAR(1 g) = 7.9 W/kg; SAR(10 g) = 2.25 W/kg

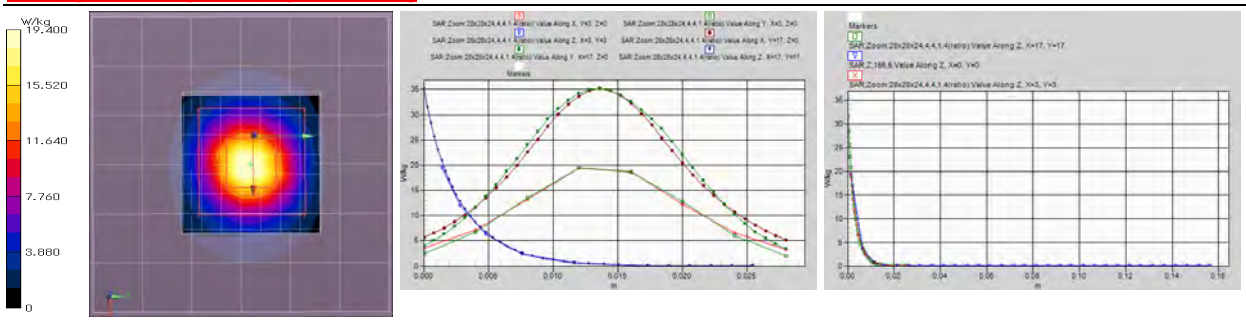

Remarks: *. Date tested: 2019/07/17; Tested by: Hiroshi Naka; Tested place:No.7 shielded room,
*. liquid depth: 149 mm; Position: distance of dipole to phantom: 8mm (10mm to liquid); ambient: (23~24) deg.C. / (55~60) %RH,
*. liquid temperature: 22.2(start)/22.1(end)/22.1(in check) deg.C.; *.White cubic: zoom scan area, Red cubic: big=SAR(10g)/small=SAR(1g)

(July 18, 2019) EUT: Dipole(5GHz)(1070); Type: D5GHzV2; Serial: 1070; Forward conducted power: 100mW
Communication System: CW (*. CW(0); UID:0; Frame Length in ms: 0; PAR: 0; PMF: 1); **Frequency: 5500 MHz; Crest Factor: 1.0**
Medium: HSL5GHz(1907); Medium parameters used: f = 5500 MHz; σ = 4.781 S/m; ε_r = 35.02; ρ = 1000 kg/m^3
Measurement Standard: DASY5 (IEEE/IEC/ANSI C63.19-2007)

DASY Configuration: -Electronics: DAE4 Sn626; Calibrated: 2018/10/15 / -Phantom: ELI v4.0; Type: QDOVA001BA; Serial: 1059; Phantom section: Flat Section -DASY52 52.10.2(1495); SEMCAD X 14.6.12(7450) / -Probe: EX3DV4 - SN3907; ConvF(4.71, 4.71, 4.71) @ 5500 MHz; Calibrated: 2019/06/19
-Sensor-Surface: 1.4mm (Mechanical Surface Detection), z = 1.0, 25.0, 156.0

Area:60x60,10 (7x7x1): Measurement grid: dx=10mm, dy=10mm; Maximum value of SAR (measured) = 18.9 W/kg
Area:60x60,10 (61x61x1): Interpolated grid: dx=1.000 mm, dy=1.000 mm; Maximum value of SAR (interpolated) = 19.5 W/kg
Z;155,5 (1x1x32): Measurement grid: dx=20mm, dy=20mm, dz=5mm; Maximum value of SAR (measured) = 19.1 W/kg

Zoom:28x28x24,4,4,1.4(ratio) (8x8x7)/Cube 0: Measurement grid: dx=4mm, dy=4mm, dz=1.4mm;
Reference Value = 70.78 V/m; Power Drift = 0.07 dB; Maximum value of SAR (measured) = 19.0 W/kg; Peak SAR (extrapolated) = 33.1 W/kg
SAR(1 g) = 7.9 W/kg; SAR(10 g) = 2.25 W/kg

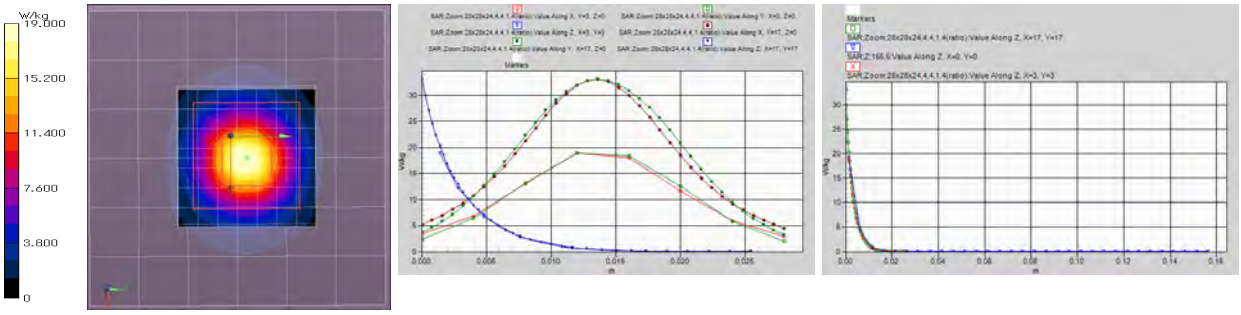

Remarks: *. Date tested: 2019/07/18; Tested by: Hiroshi Naka; Tested place:No.7 shielded room,
*. liquid depth: 149 mm; Position: distance of dipole to phantom: 8mm (10mm to liquid); ambient: (23~24) deg.C. / (55~60) %RH,
*. liquid temperature: 22.1(start)/22.2(end)/22.1(in check) deg.C.; *.White cubic: zoom scan area, Red cubic: big=SAR(10g)/small=SAR(1g)

Appendix 3-6: Daily check measurement data (cont'd)

Photographs of Liquid depth
149 mm (Head, 5GHz, July 19, 2019)



(July 18, 2019) EUT: Dipole(5GHz)(1070); Type: D5GHzV2; Serial: 1070; Forward conducted power: 100mW
Communication System: CW (*. CW(0); UID:0; Frame Length in ms: 0; PAR: 0; PMF: 1); **Frequency: 5600 MHz; Crest Factor: 1.0**
Medium: HSL5GHz(1907); Medium parameters used: f = 5600 MHz; σ = 4.882 S/m; ε_r = 34.84; ρ = 1000 kg/m^3
Measurement Standard: DASY5 (IEEE/IEC/ANSI C63.19-2007)

DASY Configuration: -Electronics: DAE4 Sn626; Calibrated: 2018/10/15 / -Phantom: ELI v4.0; Type: QDOVA001BA; Serial: 1059; Phantom section: Flat Section -DASY52 52.10.2(1495); SEMCAD X 14.6.12(7450) / -Probe: EX3DV4 - SN3907; ConvF(4.59, 4.59, 4.59) @ 5600 MHz; Calibrated: 2019/06/19 -Sensor-Surface: 1.4mm (Mechanical Surface Detection), z = 1.0, 25.0, 156.0

Area:60x60,10 (7x7x1): Measurement grid: dx=10mm, dy=10mm; Maximum value of SAR (measured) = 19.8 W/kg
Area:60x60,10 (61x61x1): Interpolated grid: dx=1.000 mm, dy=1.000 mm; Maximum value of SAR (interpolated) = 20.4 W/kg
Z;155,5 (1x1x32): Measurement grid: dx=20mm, dy=20mm, dz=5mm; Maximum value of SAR (measured) = 19.1 W/kg

Zoom:28x28x24,4,4,1.4(ratio) (8x8x7)/Cube 0: Measurement grid: dx=4mm, dy=4mm, dz=1.4mm;
Reference Value = 71.28 V/m; Power Drift = 0.09 dB; Maximum value of SAR (measured) = 19.0 W/kg; Peak SAR (extrapolated) = 34.1 W/kg
SAR(1 g) = 8.04 W/kg; SAR(10 g) = 2.29 W/kg

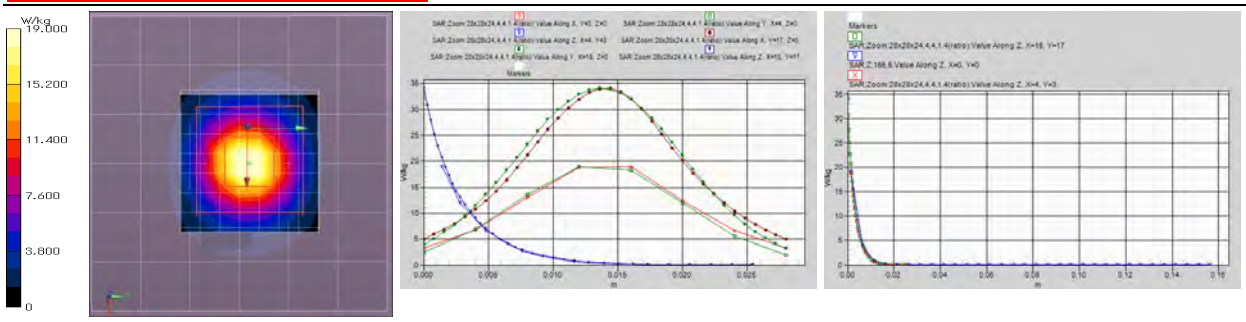

Remarks: *. Date tested: 2019/07/18; Tested by: Hiroshi Naka; Tested place:No.7 shielded room,
*. liquid depth: 149 mm; Position: distance of dipole to phantom: 8mm (10mm to liquid); ambient: (23~24) deg.C. / (55~60) %RH,
*. liquid temperature: 22.1(start)/22.1(end)/22.1(in check) deg.C.; *.White cubic: zoom scan area, Red cubic: big=SAR(10g)/small=SAR(1g)

(July 19, 2019) EUT: Dipole(5GHz)(1070); Type: D5GHzV2; Serial: 1070; Forward conducted power: 100mW
Communication System: CW (*. CW(0); UID:0; Frame Length in ms: 0; PAR: 0; PMF: 1); **Frequency: 5200 MHz; Crest Factor: 1.0**
Medium: HSL5GHz(1907); Medium parameters used: f = 5200 MHz; σ = 4.478 S/m; ε_r = 35.36; ρ = 1000 kg/m^3
Measurement Standard: DASY5 (IEEE/IEC/ANSI C63.19-2007)

DASY Configuration: -Electronics: DAE4 Sn626; Calibrated: 2018/10/15 / -Phantom: ELI v4.0; Type: QDOVA001BA; Serial: 1059; Phantom section: Flat Section -DASY52 52.10.2(1495); SEMCAD X 14.6.12(7450) / -Probe: EX3DV4 - SN3907; ConvF(5.3, 5.3, 5.3) @ 5200 MHz; Calibrated: 2019/06/19 -Sensor-Surface: 1.4mm (Mechanical Surface Detection), z = 1.0, 25.0, 156.0

Area:60x60,10 (7x7x1): Measurement grid: dx=10mm, dy=10mm; Maximum value of SAR (measured) = 17.6 W/kg
Area:60x60,10 (61x61x1): Interpolated grid: dx=1.000 mm, dy=1.000 mm; Maximum value of SAR (interpolated) = 18.1 W/kg
Z;155,5 (1x1x32): Measurement grid: dx=20mm, dy=20mm, dz=5mm; Maximum value of SAR (measured) = 17.2 W/kg

Zoom:28x28x24,4,4,1.4(ratio) (8x8x7)/Cube 0: Measurement grid: dx=4mm, dy=4mm, dz=1.4mm;
Reference Value = 69.58 V/m; Power Drift = -0.02 dB; Maximum value of SAR (measured) = 17.2 W/kg; Peak SAR (extrapolated) = 28.9 W/kg
SAR(1 g) = 7.45 W/kg; SAR(10 g) = 2.15 W/kg

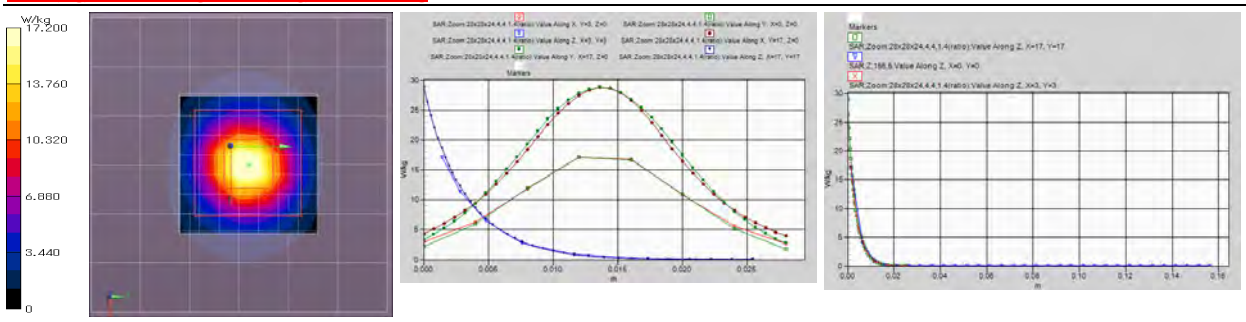

Remarks: *. Date tested: 2019/07/19; Tested by: Hiroshi Naka; Tested place:No.7 shielded room,
*. liquid depth: 149 mm; Position: distance of dipole to phantom: 8mm (10mm to liquid); ambient: (23~24) deg.C. / (55~60) %RH,
*. liquid temperature: 22.2(start)/22.2(end)/22.1(in check) deg.C.; *.White cubic: zoom scan area, Red cubic: big=SAR(10g)/small=SAR(1g)

Appendix 3-6: Daily check measurement data (cont'd)

Photographs of Liquid depth
149 mm (Body, 5GHz, July 22, 2019)



(July 19, 2019) EUT: Dipole(5GHz)(1070); Type: D5GHzV2; Serial: 1070; Forward conducted power: 100mW
Communication System: CW (*. CW(0); UID:0; Frame Length in ms: 0; PAR: 0; PMF: 1); **Frequency: 5250 MHz; Crest Factor: 1.0**
Medium: HSL5GHz(1907); Medium parameters used: f = 5250 MHz; σ = 4.542 S/m; ε_r = 35.35; ρ = 1000 kg/m^3
Measurement Standard: DASY5 (IEEE/IEC/ANSI C63.19-2007)

DASY Configuration: -Electronics: DAE4 Sn626; Calibrated: 2018/10/15 / -Phantom: ELI v4.0; Type: QDOVA001BA; Serial: 1059; Phantom section: Flat Section -DASY52 52.10.2(1495); SEMCAD X 14.6.12(7450) / -Probe: EX3DV4 - SN3907; ConvF(5.17, 5.17, 5.17) @ 5250 MHz; Calibrated: 2019/06/19 -Sensor-Surface: 1.4mm (Mechanical Surface Detection), z = 1.0, 25.0, 156.0

Area:60x60,10 (7x7x1): Measurement grid: dx=10mm, dy=10mm; Maximum value of SAR (measured) = 18.1 W/kg
Area:60x60,10 (61x61x1): Interpolated grid: dx=1.000 mm, dy=1.000 mm; Maximum value of SAR (interpolated) = 18.5 W/kg
Z;155,5 (1x1x32): Measurement grid: dx=20mm, dy=20mm, dz=5mm; Maximum value of SAR (measured) = 17.7 W/kg

Zoom:28x28x24,4,4,1.4(ratio) (8x8x7)/Cube 0: Measurement grid: dx=4mm, dy=4mm, dz=1.4mm;
Reference Value = 69.55 V/m; Power Drift = 0.02 dB; Maximum value of SAR (measured) = 17.8 W/kg; Peak SAR (extrapolated) = 30.1 W/kg
SAR(1 g) = 7.63 W/kg; SAR(10 g) = 2.2 W/kg

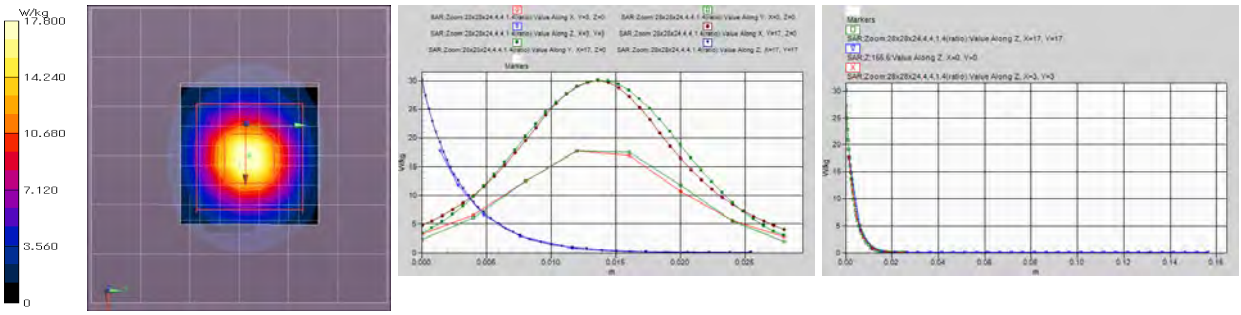

Remarks: *. Date tested: 2019/07/19; Tested by: Hiroshi Naka; Tested place:No.7 shielded room,
*. liquid depth: 149 mm; Position: distance of dipole to phantom: 8mm (10mm to liquid); ambient: (23~24) deg.C. / (55~60) %RH,
*. liquid temperature: 22.2(start)/22.2(end)/22.1(in check) deg.C.; *.White cubic: zoom scan area, Red cubic: big=SAR(10g)/small=SAR(1g)

(July 22, 2019) EUT: Dipole(5GHz)(1070); Type: D5GHzV2; Serial: 1070; Forward conducted power: 100mW
Communication System: CW (*. CW(0); UID:0; Frame Length in ms: 0; PAR: 0; PMF: 1); **Frequency: 5750 MHz; Crest Factor: 1.0**
Medium: MSL5800(1907); Medium parameters used: f = 5750 MHz; σ = 6.062 S/m; ε_r = 46.20; ρ = 1000 kg/m^3
Measurement Standard: DASY5 (IEEE/IEC/ANSI C63.19-2007)

DASY Configuration: -Electronics: DAE4 Sn626; Calibrated: 2018/10/15 / -Phantom: ELI v4.0; Type: QDOVA001BA; Serial: 1059; Phantom section: Flat Section -DASY52 52.10.2(1495); SEMCAD X 14.6.12(7450) / -Probe: EX3DV4 - SN3907; ConvF(4.01, 4.01, 4.01) @ 5750 MHz; Calibrated: 2019/06/19 -Sensor-Surface: 1.4mm (Mechanical Surface Detection), z = 1.0, 25.0, 156.0

Area:60x60,10 (7x7x1): Measurement grid: dx=10mm, dy=10mm; Maximum value of SAR (measured) = 18.5 W/kg
Area:60x60,10 (61x61x1): Interpolated grid: dx=1.000 mm, dy=1.000 mm; Maximum value of SAR (interpolated) = 18.9 W/kg
Z;155,5 (1x1x32): Measurement grid: dx=20mm, dy=20mm, dz=5mm; Maximum value of SAR (measured) = 17.8 W/kg

Zoom:28x28x24,4,4,1.4(ratio) (8x8x7)/Cube 0: Measurement grid: dx=4mm, dy=4mm, dz=1.4mm;
Reference Value = 63.87 V/m; Power Drift = 0.04 dB; Maximum value of SAR (measured) = 18.0 W/kg; Peak SAR (extrapolated) = 33.0 W/kg
SAR(1 g) = 7.42 W/kg; SAR(10 g) = 2.07 W/kg

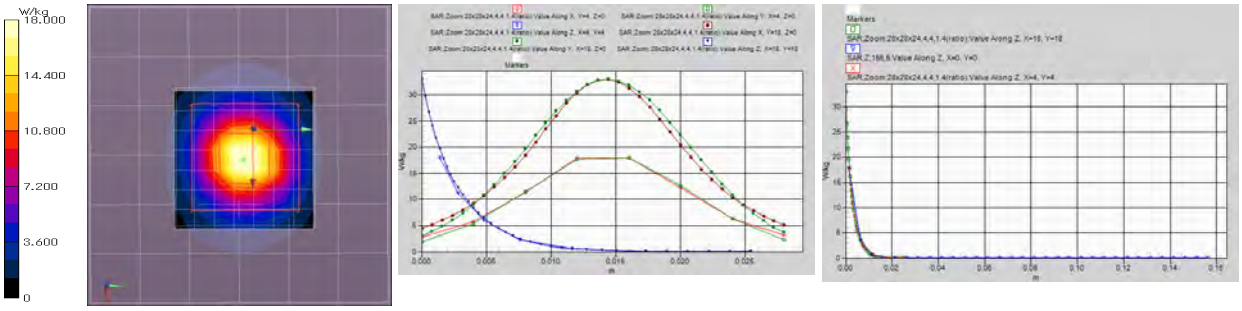

Remarks: *. Date tested: 2019/07/22; Tested by: Hiroshi Naka; Tested place:No.7 shielded room,
*. liquid depth: 149 mm; Position: distance of dipole to phantom: 8mm (10mm to liquid); ambient: (23~24) deg.C. / (55~60) %RH,
*. liquid temperature: 23.0(start)/23.0(end)/23.0(in check) deg.C.; *.White cubic: zoom scan area, Red cubic: big=SAR(10g)/small=SAR(1g)

Appendix 3-6: Daily check measurement data (cont'd)

Photographs of Liquid depth	
149 mm (Body, 5GHz, July 23, 2019)	149 mm (Body, 5GHz, July 24, 2019)



(July 23, 2019) EUT: Dipole(5GHz)(1070); Type: D5GHzV2; Serial: 1070; Forward conducted power: 100mW
Communication System: CW (*. CW(0); UID:0; Frame Length in ms: 0; PAR: 0; PMF: 1); **Frequency: 5600 MHz; Crest Factor: 1.0**
Medium: MSL5800(1907); Medium parameters used: f = 5600 MHz; σ = 5.857 S/m; ε_r = 46.47; ρ = 1000 kg/m^3
Measurement Standard: DASY5 (IEEE/IEC/ANSI C63.19-2007)

DASY Configuration: -Electronics: DAE4 Sn626; Calibrated: 2018/10/15 / -Phantom: ELI v4.0; Type: QDOVA001BA; Serial: 1059; Phantom section: Flat Section -DASY52 52.10.2(1495); SEMCAD X 14.6.12(7450) / -Probe: EX3DV4 - SN3907; ConvF(3.83, 3.83, 3.83) @ 5600 MHz; Calibrated: 2019/06/19 -Sensor-Surface: 1.4mm (Mechanical Surface Detection), z = 1.0, 25.0, 156.0

Area:60x60,10 (7x7x1): Measurement grid: dx=10mm, dy=10mm; Maximum value of SAR (measured) = 20.0 W/kg
Area:60x60,10 (61x61x1): Interpolated grid: dx=1.000 mm, dy=1.000 mm; Maximum value of SAR (interpolated) = 20.5 W/kg
Z;155,5 (1x1x32): Measurement grid: dx=20mm, dy=20mm, dz=5mm; Maximum value of SAR (measured) = 19.9 W/kg

Zoom:28x28x24,4,4,1.4(ratio) (8x8x7)/Cube 0: Measurement grid: dx=4mm, dy=4mm, dz=1.4mm;
Reference Value = 67.03 V/m; Power Drift = 0.07 dB; Maximum value of SAR (measured) = 19.8 W/kg; Peak SAR (extrapolated) = 33.9 W/kg
SAR(1 g) = 8.03 W/kg; SAR(10 g) = 2.25 W/kg

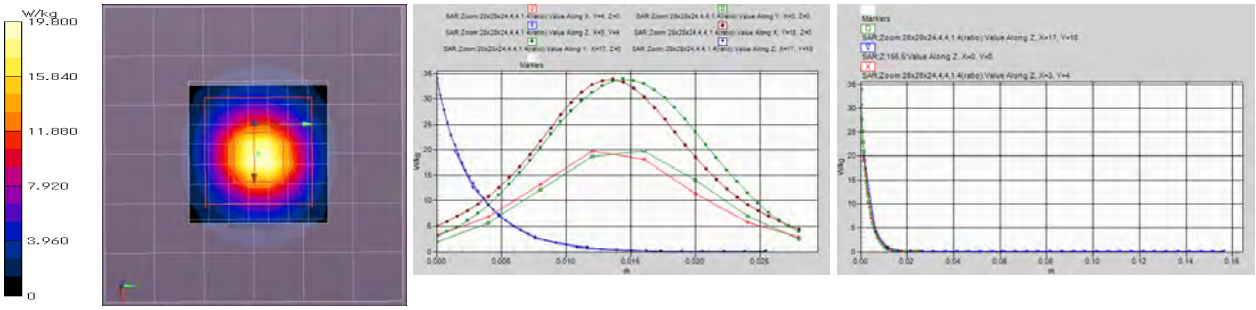

Remarks: *. Date tested: 2019/07/23; Tested by: Hiroshi Naka; Tested place:No.7 shielded room,
*. liquid depth: 149 mm; Position: distance of dipole to phantom: 8mm (10mm to liquid); ambient: (23~24) deg.C. / (55~60) %RH,
*. liquid temperature: 23.0(start)/23.0(end)/23.0(in check) deg.C.; *.White cubic: zoom scan area, Red cubic: big=SAR(10g)/small=SAR(1g)

(July 24, 2019) EUT: Dipole(5GHz)(1070); Type: D5GHzV2; Serial: 1070; Forward conducted power: 100mW
Communication System: CW (*. CW(0); UID:0; Frame Length in ms: 0; PAR: 0; PMF: 1); **Frequency: 5250 MHz; Crest Factor: 1.0**
Medium: MSL5800(1907); Medium parameters used: f = 5250 MHz; σ = 5.391 S/m; ε_r = 47.05; ρ = 1000 kg/m^3
Measurement Standard: DASY5 (IEEE/IEC/ANSI C63.19-2007)

DASY Configuration: -Electronics: DAE4 Sn626; Calibrated: 2018/10/15 / -Phantom: ELI v4.0; Type: QDOVA001BA; Serial: 1059; Phantom section: Flat Section -DASY52 52.10.2(1495); SEMCAD X 14.6.12(7450) / -Probe: EX3DV4 - SN3907; ConvF(4.42, 4.42, 4.42) @ 5250 MHz; Calibrated: 2019/06/19 -Sensor-Surface: 1.4mm (Mechanical Surface Detection), z = 1.0, 25.0, 156.0

Area:60x60,10 (7x7x1): Measurement grid: dx=10mm, dy=10mm; Maximum value of SAR (measured) = 17.0 W/kg
Area:60x60,10 (61x61x1): Interpolated grid: dx=1.000 mm, dy=1.000 mm; Maximum value of SAR (interpolated) = 17.5 W/kg
Z;155,5 (1x1x32): Measurement grid: dx=20mm, dy=20mm, dz=5mm; Maximum value of SAR (measured) = 16.9 W/kg

Zoom:28x28x24,4,4,1.4(ratio) (8x8x7)/Cube 0: Measurement grid: dx=4mm, dy=4mm, dz=1.4mm;
Reference Value = 64.48 V/m; Power Drift = 0.10 dB; Maximum value of SAR (measured) = 16.9 W/kg; Peak SAR (extrapolated) = 28.1 W/kg
SAR(1 g) = 7.31 W/kg; SAR(10 g) = 2.07 W/kg

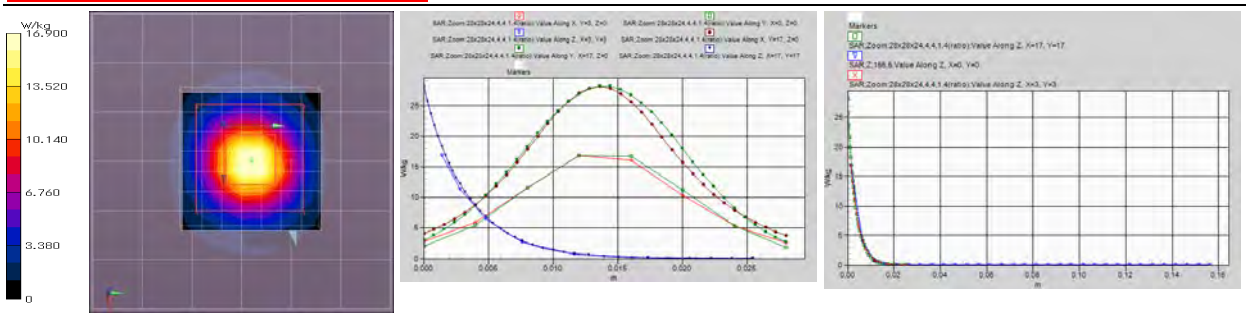

Remarks: *. Date tested: 2019/07/24; Tested by: Hiroshi Naka; Tested place:No.7 shielded room,
*. liquid depth: 149 mm; Position: distance of dipole to phantom: 8mm (10mm to liquid); ambient: (23~24) deg.C. / (55~60) %RH,
*. liquid temperature: 23.0(start)/23.0(end)/23.0(in check) deg.C.; *.White cubic: zoom scan area, Red cubic: big=SAR(10g)/small=SAR(1g)

Appendix 3-6: Daily check measurement data (cont'd)

Photographs of Liquid depth	
150 mm (Head, 2.4GHz, July 25, 2019)	150 mm (Body, 2.4GHz, July 26, 2019)
	

(July 25, 2019) EUT: Dipole(2.45GHz)(sn822); Type: D2450V2; Serial: 822; Forward conducted power: 250mW
Communication System: CW (*. CW; UID:0; Frame Length in ms: 0; PAR: 0; PMF: 1); **Frequency: 2450 MHz; Crest Factor: 1.0**
Medium: HSL2450(1907); Medium parameters used: f = 2450 MHz; σ = 1.855 S/m; ε_r = 37.73; ρ = 1000 kg/m^3
Measurement Standard: DASY5 (IEEE/IEC/ANSI C63.19-2007)

DASY Configuration: -Electronics: DAE4 Sn626; Calibrated: 2018/10/15 / -Phantom: ELI v4.0; Type: QDOVA001BA; Serial: 1059; Phantom section: Flat Section -DASY52 52.10.2(1495); SEMCAD X 14.6.12(7450) / -Probe: EX3DV4 - SN3907; ConvF(7.23, 7.23, 7.23) @ 2450 MHz; Calibrated: 2019/06/19 -Sensor-Surface: 2mm (Mechanical Surface Detection), z = 1.0, 31.0, 161.0

Area:60x60,15 (5x5x1): Measurement grid: dx=15mm, dy=15mm; Maximum value of SAR (measured) = 20.3 W/kg
Area:60x60,15 (41x41x1): Interpolated grid: dx=1.500 mm, dy=1.500 mm; Maximum value of SAR (interpolated) = 20.3 W/kg
Z;160,5 (1x1x33): Measurement grid: dx=20mm, dy=20mm, dz=5mm; Maximum value of SAR (measured) = 20.4 W/kg

Zoom:30x30x30,5 (7x7x7)/Cube 0: Measurement grid: dx=5mm, dy=5mm, dz=5mm;
Reference Value = 106.8 V/m; Power Drift = 0.00 dB; Maximum value of SAR (measured) = 20.3 W/kg; Peak SAR (extrapolated) = 27.4 W/kg
SAR(1 g) = 13.3 W/kg; SAR(10 g) = 6.16 W/kg

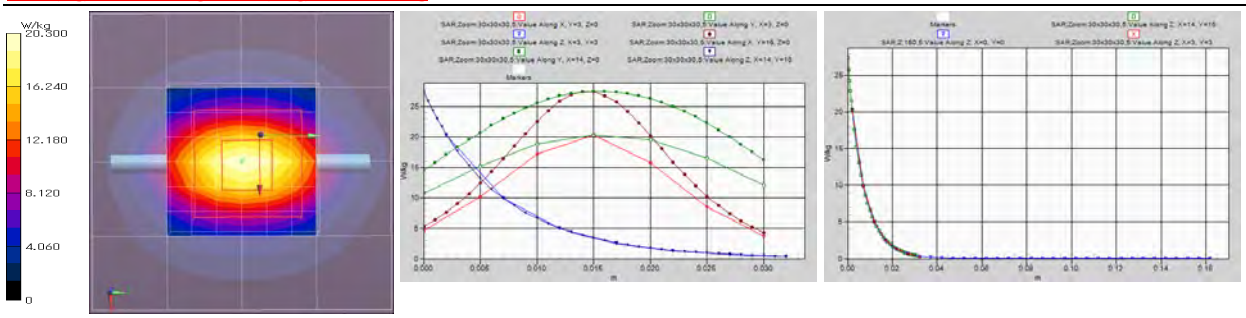

Remarks: *. Date tested: 2019/07/25; Tested by: Hiroshi Naka; Tested place:No.7 shielded room,
*. liquid depth: 150 mm; Position: distance of dipole to phantom: 8mm (10mm to liquid); ambient: 24 deg.C. / 60 %RH,
*. liquid temperature: 24.0(start)/23.9(end)/24.0(in check) deg.C.; *.White cubic: zoom scan area, Red cubic: big=SAR(10g)/small=SAR(1g)

(July 26, 2019) EUT: Dipole(2.45GHz)(sn822); Type: D2450V2; Serial: 822; Forward conducted power: 250mW
Communication System: CW (*. CW; UID:0; Frame Length in ms: 0; PAR: 0; PMF: 1); **Frequency: 2450 MHz; Crest Factor: 1.0**
Medium: M2450(1907); Medium parameters used: f = 2450 MHz; σ = 2.001 S/m; ε_r = 50.588; ρ = 1000 kg/m^3
Measurement Standard: DASY5 (IEEE/IEC/ANSI C63.19-2007)

DASY Configuration: -Electronics: DAE4 Sn626; Calibrated: 2018/10/15 / -Phantom: ELI v4.0; Type: QDOVA001BA; Serial: 1059; Phantom section: Flat Section -DASY52 52.10.2(1495); SEMCAD X 14.6.12(7450) / -Probe: EX3DV4 - SN3907; ConvF(7.37, 7.37, 7.37) @ 2450 MHz; Calibrated: 2019/06/19 -Sensor-Surface: 2mm (Mechanical Surface Detection), z = 1.0, 31.0, 161.0

Area:60x60,15 (5x5x1): Measurement grid: dx=15mm, dy=15mm; Maximum value of SAR (measured) = 18.8 W/kg
Area:60x60,15 (41x41x1): Interpolated grid: dx=1.500 mm, dy=1.500 mm; Maximum value of SAR (interpolated) = 18.8 W/kg
Z;160,5 (1x1x33): Measurement grid: dx=20mm, dy=20mm, dz=5mm; Maximum value of SAR (measured) = 19.1 W/kg

Zoom:30x30x30,5 (7x7x7)/Cube 0: Measurement grid: dx=5mm, dy=5mm, dz=5mm;
Reference Value = 98.84 V/m; Power Drift = 0.04 dB; Maximum value of SAR (measured) = 19.1 W/kg; Peak SAR (extrapolated) = 25.4 W/kg
SAR(1 g) = 12.6 W/kg; SAR(10 g) = 5.91 W/kg

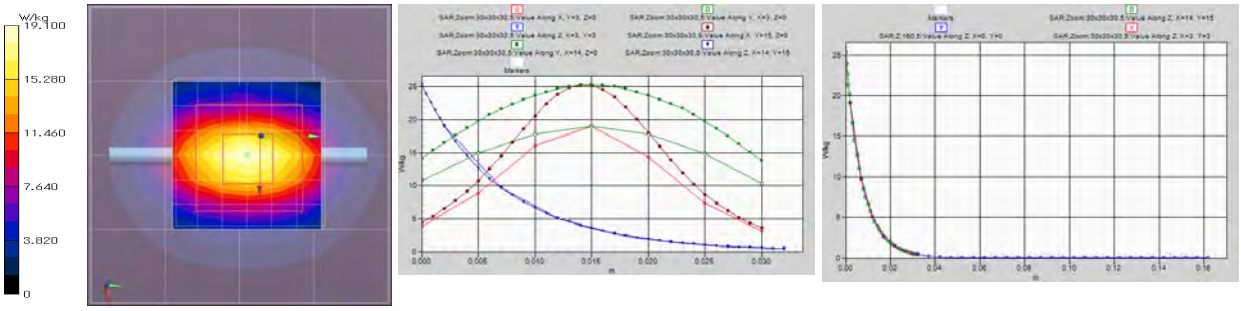

Remarks: *. Date tested: 2019/07/26; Tested by: Hiroshi Naka; Tested place:No.7 shielded room,
*. liquid depth: 150 mm; Position: distance of dipole to phantom: 8mm (10mm to liquid); ambient: 23 deg.C. / 60 %RH,
*. liquid temperature: 22.4(start)/22.4(end)/22.3(in check) deg.C.; *.White cubic: zoom scan area, Red cubic: big=SAR(10g)/small=SAR(1g)