To: Joe Dichoso
From: Arnie Tapia
Garwood Laboratories, Inc.

Re: FCC ID AZPT2PEKA-75

Subject: Response to Correspondence Reference Number 8629

1) Plots of the modulating waveform required by Section 2.1047 are enclosed. The first plot of the modulating waveform was measured with a spectrum analyzer (Time domain, Span = 0). The second plot was measured with an oscilloscope on pin 4 of the encoder chip IC1 (FP6326) before the waveform shaper transistor. The third plot was measured with an oscilloscope on the output of the waveform shaper transistor Q5 (2SC2412).

2) During testing all control switches and buttons were investigated for the worst case modulated signal. The occupied bandwidth plot submitted <u>was</u> the worst case condition. In the future, the report will explain in detail how the submitted plot was chosen.

3) The report incorrectly stated that the 75 MHz transmitter was for the remote control of aircraft. The 75MHz transmitter is <u>only</u> for the remote control of model surface craft devices.

4) The exterior of the transmitter enclosure or the operating panel does not contain any switches, controls or other type of adjustments which when manipulated can result in violation of the rules. The plug in crystal is glued and the instruction manual for the transmitter contains a statement indicating to the user that changing crystals in the 72-75MHz range is illegal in the U.S.A.

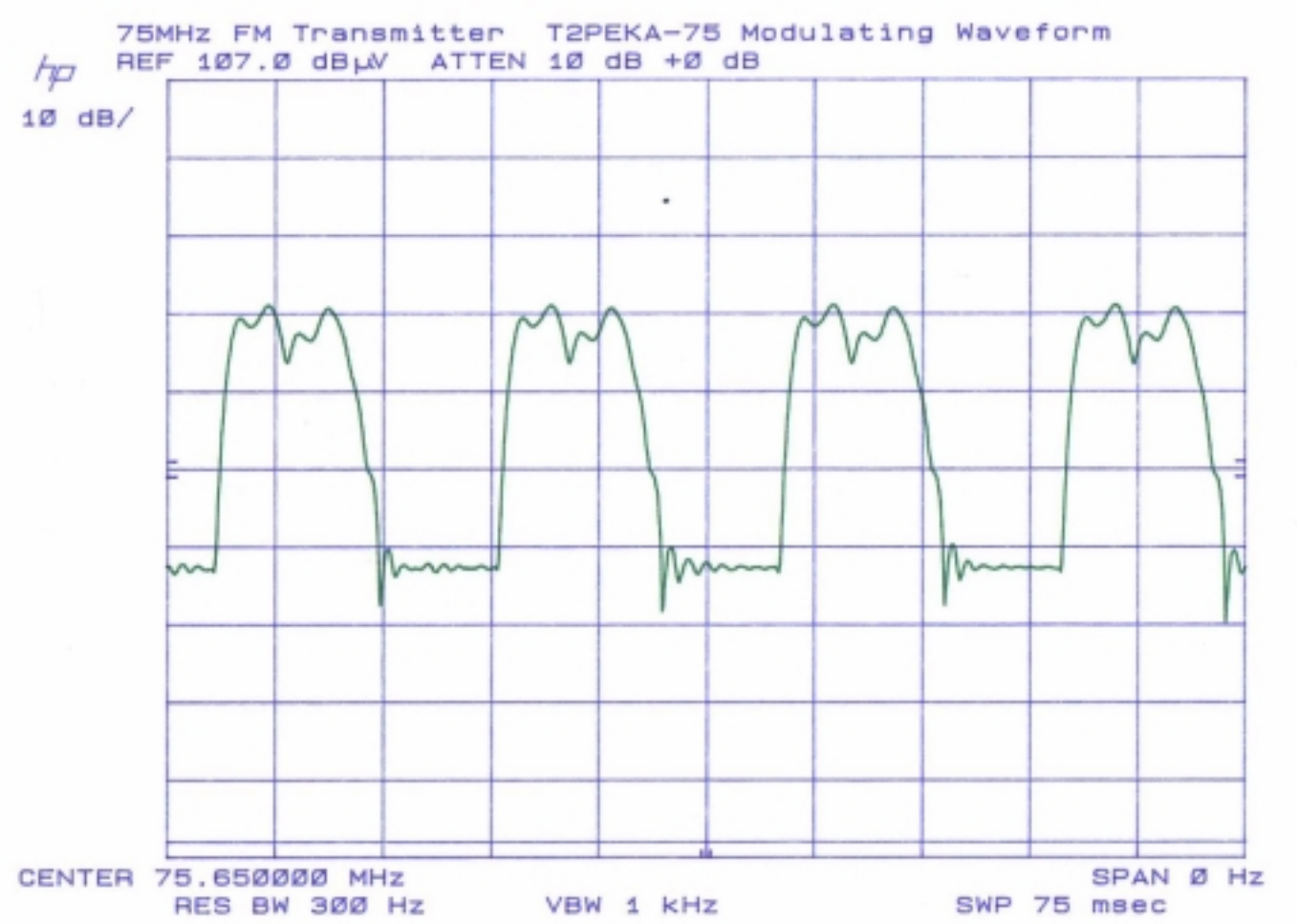
75MHz FM Transmitter T2PEKA-75 Modulating Waveform
REF 107.0 dBμV ATTEN 10 dB +0 dB
10 dB/
CENTER 75.650000 MHz
SPAN 0 Hz
RES BW 300 Hz
VBW 1 kHz
SWP 75 msec

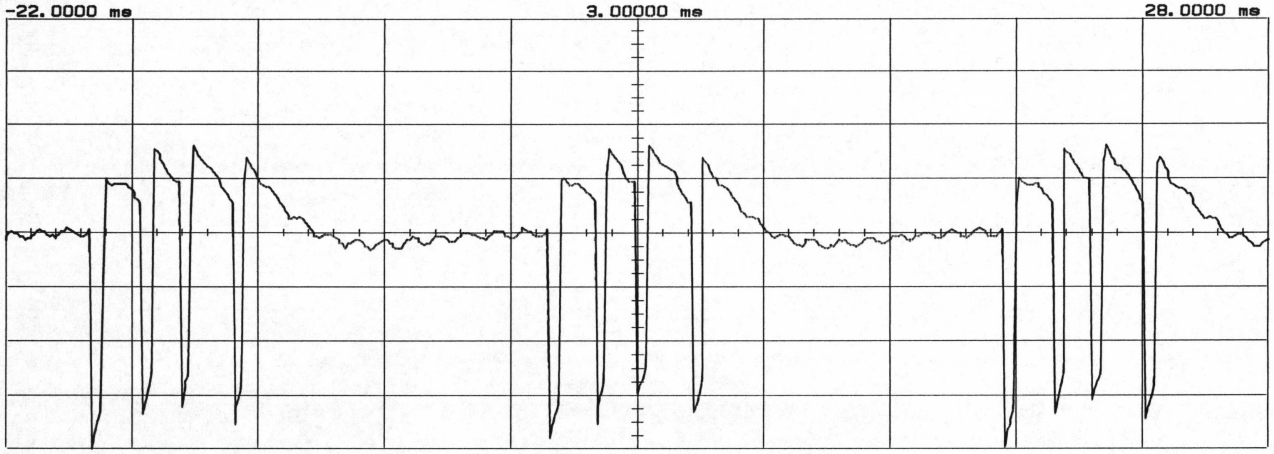

	Timebase	Delay/Pos	Reference	
Main	**5.00 ms/div**	**3.00000 ms**	**Center**	
	Sensitivity	Offset	Probe	Coupling
Channel 3	**1.00 V/div**	**0.00000 V**	**10.00 : 1**	**ac (1M ohm)**

Trigger mode : Edge
On Positive Edge Of Chan3
Trigger Level
Chan3 = 0.00000 V (noise reject ON)
Holdoff = 40.000 ns

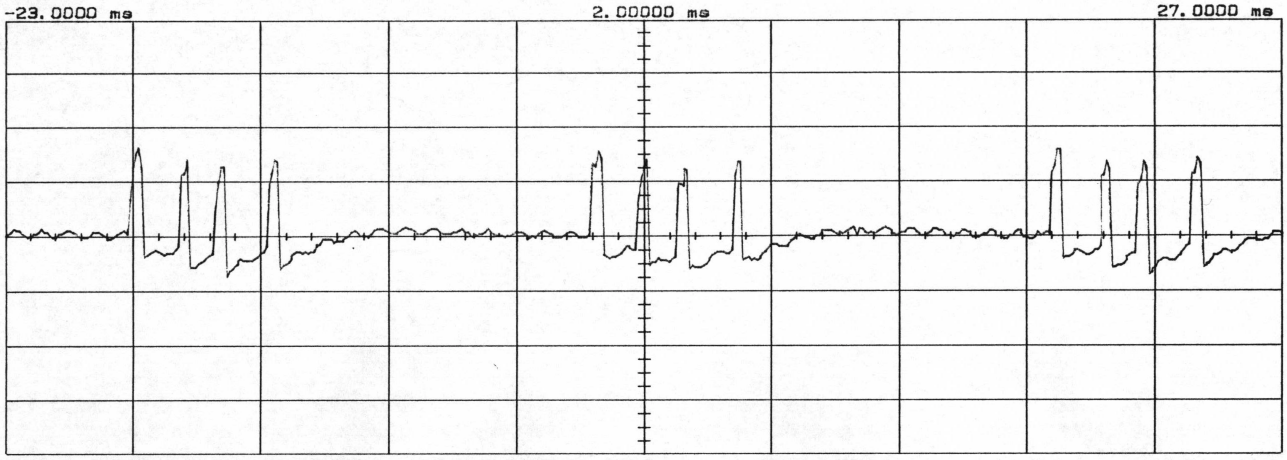

	Timebase	Delay/Pos	Reference	
Main	5.00 ms/div	2.00000 ms	Center	
	Sensitivity	**Offset**	**Probe**	**Coupling**
Channel 3	1.00 V/div	0.00000 V	10.00 : 1	ac (1M ohm)

Trigger mode : Edge
On Positive Edge Of Chan3
Trigger Level
Chan3 = 777.000 mV (noise reject OFF)
Holdoff = 40.000 ns