12. SETUP PHOTOS

ANTENNA PORT CONDUCTED RF MEASUREMENT SETUP

ANTENNA PORT CONDUCTED PHOTO



This report shall not be reproduced except in full, without the written approval of UL Verification Services Inc.

RADIATED RF MEASUREMENT SETUP FOR PORTABLE CONFIGURATION

X-AXIS PHOTO – WORST-CASE

Y-AXIS PHOTO



This report shall not be reproduced except in full, without the written approval of UL Verification Services Inc.

Z-AXIS PHOTO



This report shall not be reproduced except in full, without the written approval of UL Verification Services Inc.

RADIATED RF MEASUREMENT SETUP (BELOW 30 MHz)

FRONT



BACK



This report shall not be reproduced except in full, without the written approval of UL Verification Services Inc.

RADIATED RF MEASUREMENT SETUP (BELOW 1 GHz)

FRONT

BACK



This report shall not be reproduced except in full, without the written approval of UL Verification Services Inc.

RADIATED RF MEASUREMENT SETUP (ABOVE 1 GHz)

FRONT



BACK



This report shall not be reproduced except in full, without the written approval of UL Verification Services Inc.

AC LINE CONDUCTED EMISSIONS MEASUREMENT SETUP

FRONT



BACK



END OF REPORT

This report shall not be reproduced except in full, without the written approval of UL Verification Services Inc.