# 11. SETUP PHOTOS

**ANTENNA PORT CONDUCTED RF MEASUREMENT SETUP**

ANTENNA PORT CONDUCTED PHOTO





*This report shall not be reproduced except in full, without the written approval of UL Verification Services Inc.*

**RADIATED RF MEASUREMENT SETUP (BELOW 30 MHz)**

FRONT

BACK





*This report shall not be reproduced except in full, without the written approval of UL Verification Services Inc.*

**RADIATED RF MEASUREMENT SETUP (BELOW 1 GHz)**

FRONT

BACK





*This report shall not be reproduced except in full, without the written approval of UL Verification Services Inc.*

**RADIATED RF MEASUREMENT SETUP (ABOVE 1 GHz)**

FRONT




BACK





*This report shall not be reproduced except in full, without the written approval of UL Verification Services Inc.*

**RADIATED RF MEASUREMENT SETUP FOR PORTABLE CONFIGURATION**

X-AXIS PHOTO – Worst-Case

Y-AXIS PHOTO





*This report shall not be reproduced except in full, without the written approval of UL Verification Services Inc.*

Z-AXIS PHOTO





*This report shall not be reproduced except in full, without the written approval of UL Verification Services Inc.*

**AC LINE CONDUCTED EMISSIONS MEASUREMENT SETUP**

FRONT




BACK




# END OF REPORT


*This report shall not be reproduced except in full, without the written approval of UL Verification Services Inc.*