Mode	9	
	Band Edge	
	2400-2483.5_802.11b_CH01_2412MHz	
ANT	1	
Pol.	Horizontal	Fundamental
Peak	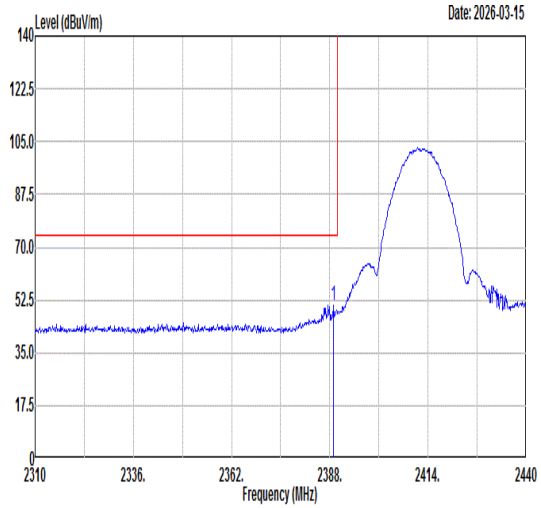 Freq Level Limit Line Margin (dB) Read Level Ant Factor Cable Loss Preamp Factor APos TPos Remark MHz dBuV/m dBuV/m dBuV dB/m dB dB cm deg 1 2388.91 50.74 74.00 -23.26 47.10 32.42 5.36 34.14 100 65 PEAK	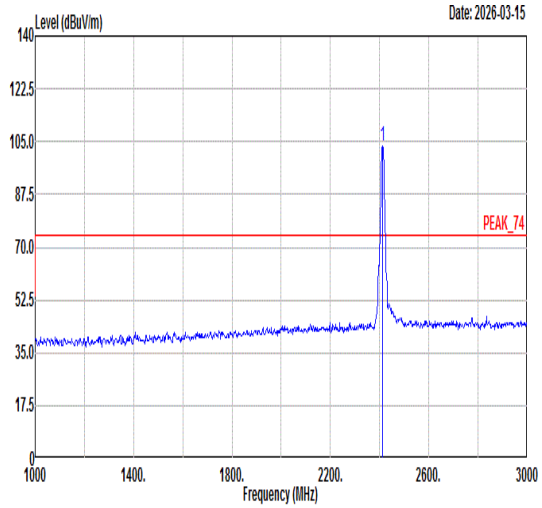 Freq Level Limit Line Margin (dB) Read Level Ant Factor Cable Loss Preamp Factor APos TPos Remark MHz dBuV/m dBuV/m dBuV dB/m dB dB cm deg 1 2412.00 103.49 ------ ------ 99.79 32.46 5.38 34.14 100 65 PEAK
Avg	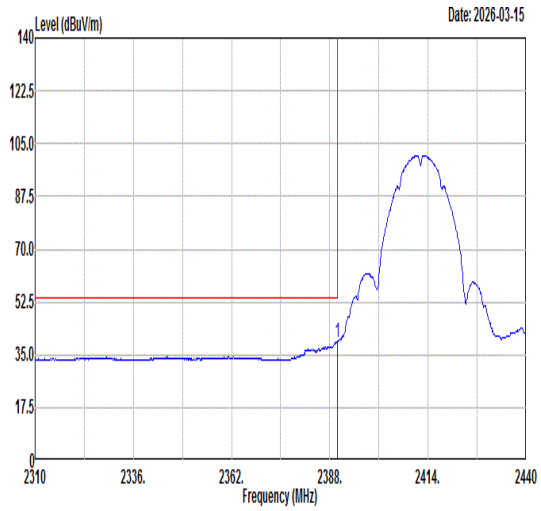 Freq Level Limit Line Margin (dB) Read Level Ant Factor Cable Loss Preamp Factor APos TPos Remark MHz dBuV/m dBuV/m dBuV dB/m dB dB cm deg 1 2389.95 39.08 54.00 -14.92 35.44 32.42 5.36 34.14 100 65 AVERAGE	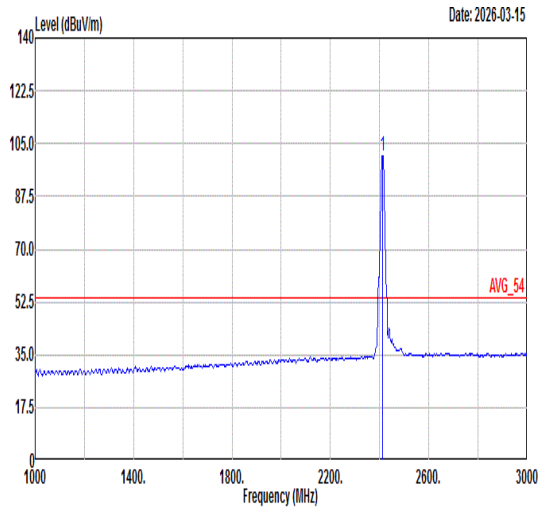 Freq Level Limit Line Margin (dB) Read Level Ant Factor Cable Loss Preamp Factor APos TPos Remark MHz dBuV/m dBuV/m dBuV dB/m dB dB cm deg 1 2412.00 100.92 ------ ------ 97.22 32.46 5.38 34.14 100 65 AVERAGE

Mode	9	
	Band Edge	
	2400-2483.5_802.11b_CH01_2412MHz	
ANT	1	
Pol.	Vertical	Fundamental
Peak	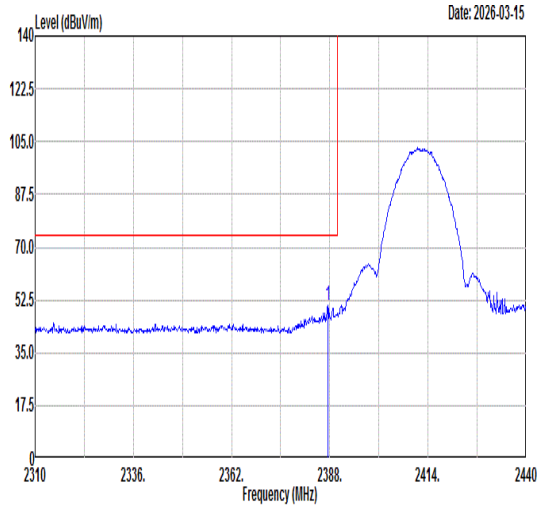 Freq Level Limit Line Margin (dB) Read Level Ant Factor Cable Loss Preamp Factor APos TPos Remark MHz dBuV/m dBuV/m dBuV dB/m dB dB cm deg 1 2387.48 50.71 74.00 -23.29 47.08 32.42 5.36 34.15 207 98 PEAK	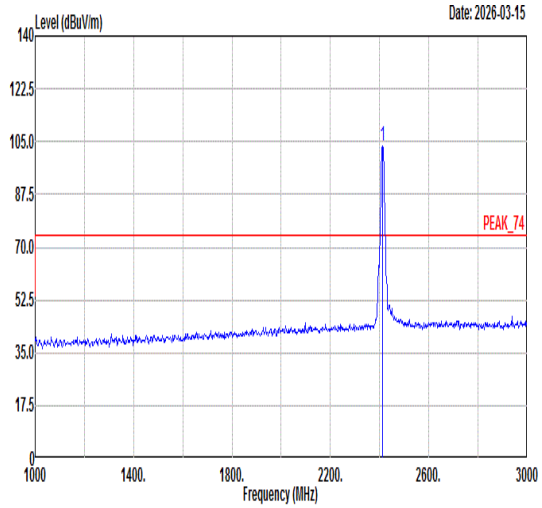 Freq Level Limit Line Margin (dB) Read Level Ant Factor Cable Loss Preamp Factor APos TPos Remark MHz dBuV/m dBuV/m dBuV dB/m dB dB cm deg 1 2412.00 103.41 ------ ------ 99.71 32.46 5.38 34.14 207 98 PEAK
Avg	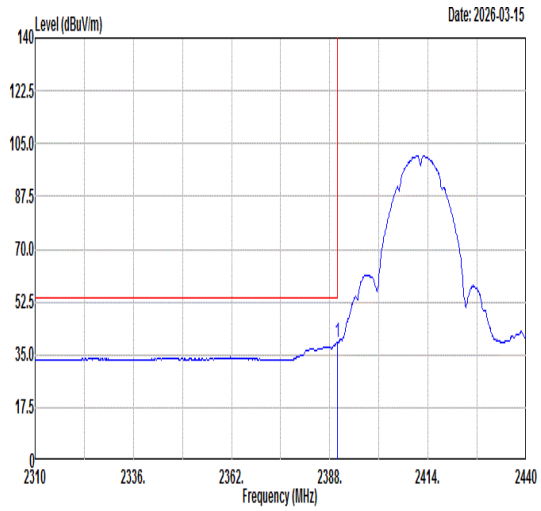 Freq Level Limit Line Margin (dB) Read Level Ant Factor Cable Loss Preamp Factor APos TPos Remark MHz dBuV/m dBuV/m dBuV dB/m dB dB cm deg 1 2389.95 39.06 54.00 -14.94 35.42 32.42 5.36 34.14 207 98 AVERAGE	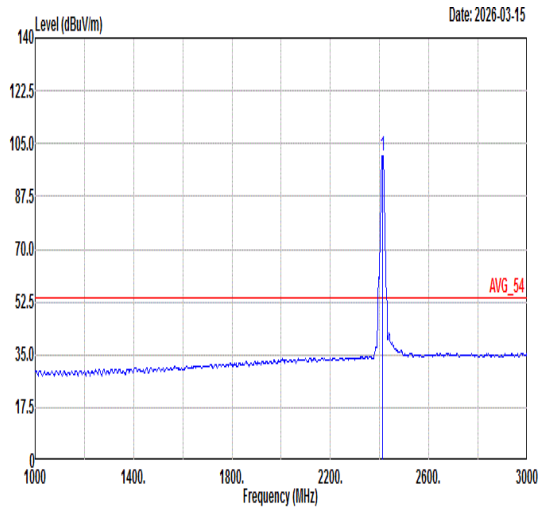 Freq Level Limit Line Margin (dB) Read Level Ant Factor Cable Loss Preamp Factor APos TPos Remark MHz dBuV/m dBuV/m dBuV dB/m dB dB cm deg 1 2412.00 100.98 ------ ------ 97.28 32.46 5.38 34.14 207 98 AVERAGE

Mode	9	
	Harmonic	
	2400-2483.5_802.11b_CH01_2412MHz	
ANT	1	
Pol.	Horizontal	Vertical
Peak Avg	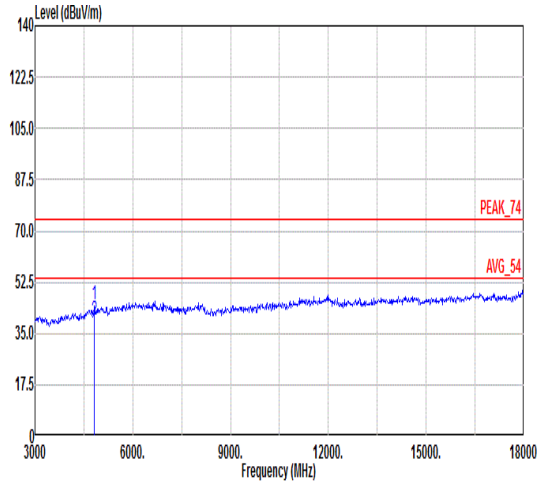 Freq Level Limit Line Margin Read Level Ant Factor Cable Loss Preamp Factor APos TPos Remark MHz dBuV/m dBuV/m dB dBuV dB/m dB dB cm deg 1 4824.00 45.02 74.00 -28.98 53.88 35.02 8.88 52.76 232 119 Peak 2 4824.00 39.54 54.00 -14.46 48.40 35.02 8.88 52.76 232 119 Average	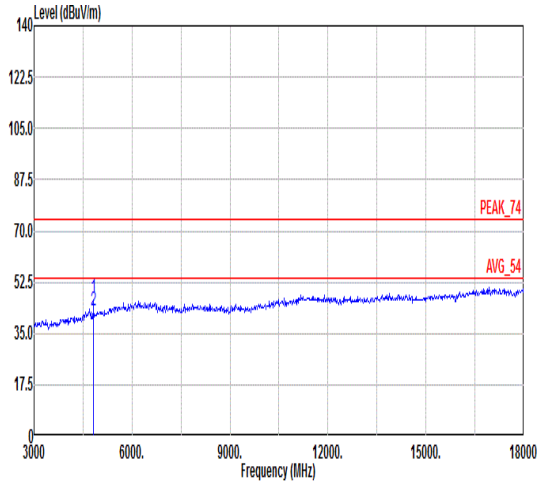 Freq Level Limit Line Margin Read Level Ant Factor Cable Loss Preamp Factor APos TPos Remark MHz dBuV/m dBuV/m dB dBuV dB/m dB dB cm deg 1 4824.00 47.01 74.00 -26.99 55.87 35.02 8.88 52.76 241 341 Peak 2 4824.00 42.80 54.00 -11.20 51.66 35.02 8.88 52.76 241 341 Average

Mode	10	
	Harmonic	
	2400-2483.5_802.11b_CH06_2437MHz	
ANT	1	
Pol.	Horizontal	Vertical
Peak Avg	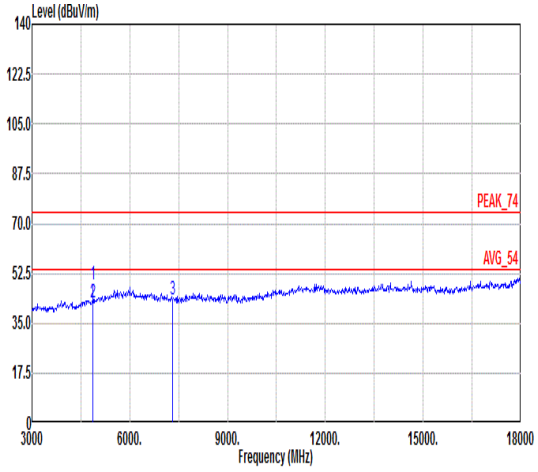 Freq Level Limit Line Margin Read Level Ant Factor Cable Loss Preamp Factor APos TPos Remark MHz dBuV/m dBuV/m dB dBuV dB/m dB dB cm deg 1 4874.00 48.54 74.00 -25.46 57.35 35.07 8.72 52.60 224 123 Peak 2 4874.00 42.50 54.00 -11.50 51.31 35.07 8.72 52.60 224 123 Average 3 7311.00 43.46 74.00 -30.54 49.48 36.10 10.18 52.30 --- --- Peak	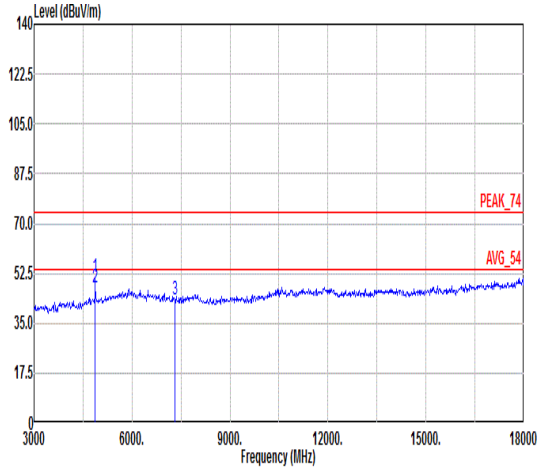 Freq Level Limit Line Margin Read Level Ant Factor Cable Loss Preamp Factor APos TPos Remark MHz dBuV/m dBuV/m dB dBuV dB/m dB dB cm deg 1 4874.00 51.04 74.00 -22.96 59.85 35.07 8.72 52.60 127 360 Peak 2 4874.00 47.64 54.00 -6.36 56.45 35.07 8.72 52.60 127 360 Average 3 7311.00 43.43 74.00 -30.57 49.45 36.10 10.18 52.30 --- --- Peak

Mode	11	
	Band Edge	
	2400-2483.5_802.11b_CH11_2462MHz	
ANT	1	
Pol.	Horizontal	Fundamental
Peak	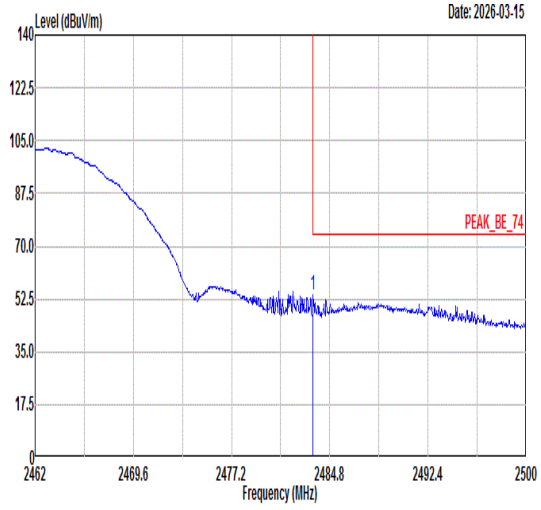 Freq Level Limit Line Margin (dB) Read Level Ant Factor Cable Loss Preamp Factor APos TPos Remark MHz dBuV/m dBuV/m dBuV dB/m dB dB cm deg 1 2483.51 53.79 74.00 -20.21 49.38 32.57 5.95 34.11 103 58 PEAK	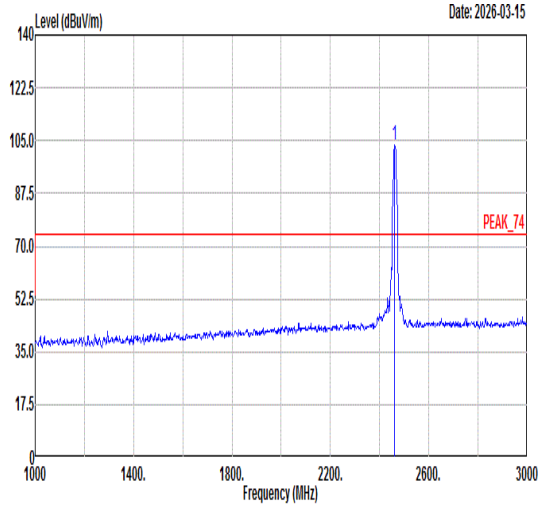 Freq Level Limit Line Margin (dB) Read Level Ant Factor Cable Loss Preamp Factor APos TPos Remark MHz dBuV/m dBuV/m dBuV dB/m dB dB cm deg 1 2462.00 103.53 ------ ------ 99.43 32.54 5.68 34.12 103 58 PEAK
Avg	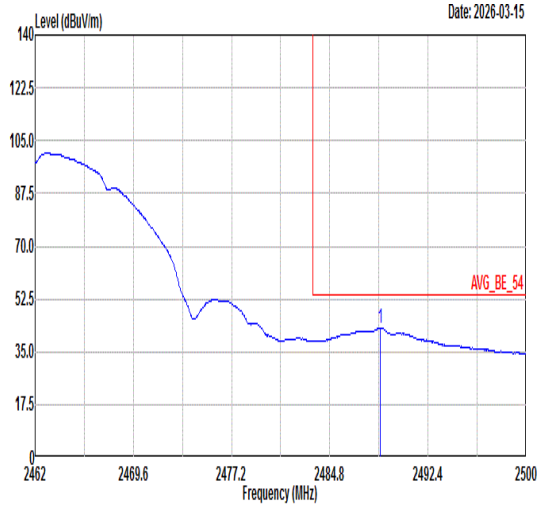 Freq Level Limit Line Margin (dB) Read Level Ant Factor Cable Loss Preamp Factor APos TPos Remark MHz dBuV/m dBuV/m dBuV dB/m dB dB cm deg 1 2488.71 42.84 54.00 -11.16 38.43 32.58 5.93 34.10 103 58 AVERAGE	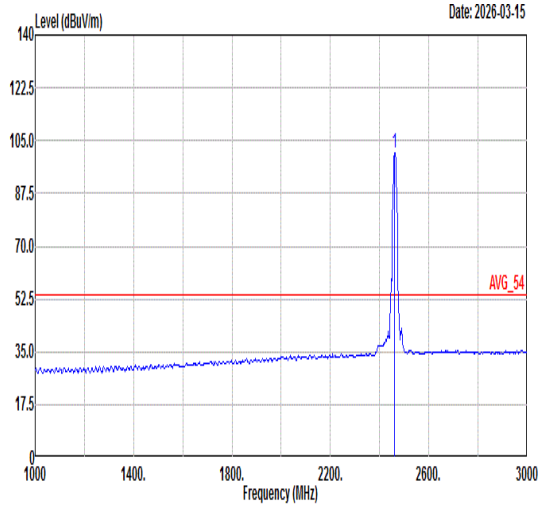 Freq Level Limit Line Margin (dB) Read Level Ant Factor Cable Loss Preamp Factor APos TPos Remark MHz dBuV/m dBuV/m dBuV dB/m dB dB cm deg 1 2462.00 101.04 ------ ------ 96.94 32.54 5.68 34.12 103 58 AVERAGE

Mode	11	
	Band Edge	
	2400-2483.5_802.11b_CH11_2462MHz	
ANT	1	
Pol.	Vertical	Fundamental
Peak	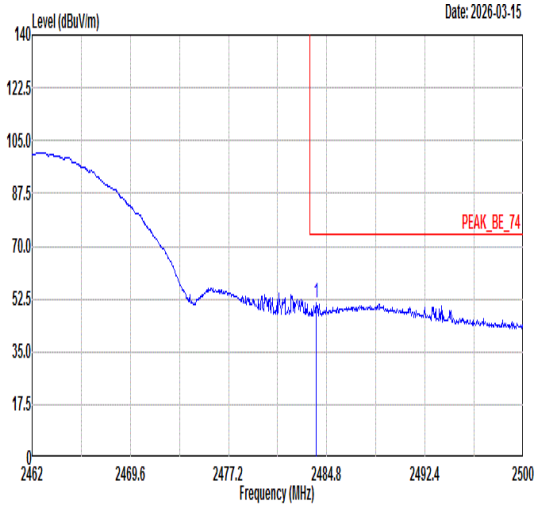 Freq Level Limit Line Margin (dB) Read Level Ant Factor Cable Loss Preamp Factor APos TPos Remark MHz dBuV/m dBuV/m dBuV dB/m dB dB cm deg 1 2483.96 51.07 74.00 -22.93 46.67 32.57 5.94 34.11 300 160 PEAK	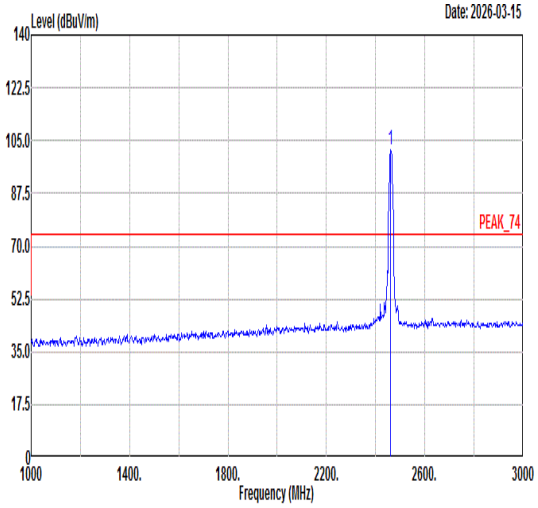 Freq Level Limit Line Margin (dB) Read Level Ant Factor Cable Loss Preamp Factor APos TPos Remark MHz dBuV/m dBuV/m dBuV dB/m dB dB cm deg 1 2462.00 102.18 ------ ------ 98.08 32.54 5.68 34.12 300 160 PEAK
Avg	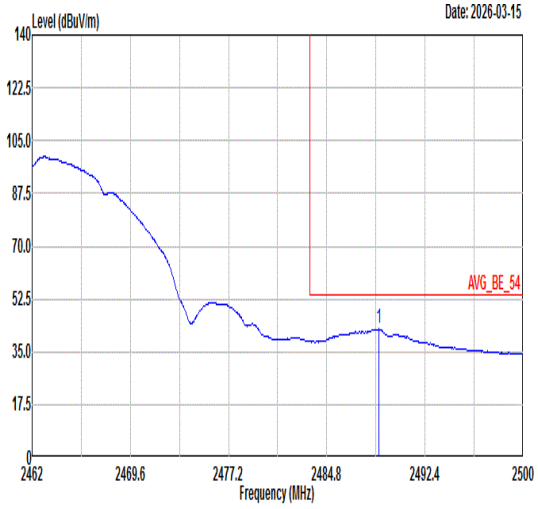 Freq Level Limit Line Margin (dB) Read Level Ant Factor Cable Loss Preamp Factor APos TPos Remark MHz dBuV/m dBuV/m dBuV dB/m dB dB cm deg 1 2488.83 42.59 54.00 -11.41 38.18 32.58 5.93 34.10 300 160 AVERAGE	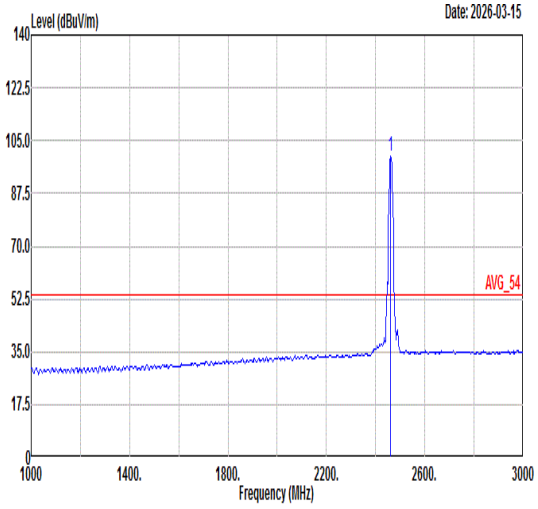 Freq Level Limit Line Margin (dB) Read Level Ant Factor Cable Loss Preamp Factor APos TPos Remark MHz dBuV/m dBuV/m dBuV dB/m dB dB cm deg 1 2462.00 99.72 ------ ------ 95.62 32.54 5.68 34.12 300 160 AVERAGE

Mode	11	
	Harmonic	
	2400-2483.5_802.11b_CH11_2462MHz	
ANT	1	
Pol.	Horizontal	Vertical
Peak Avg	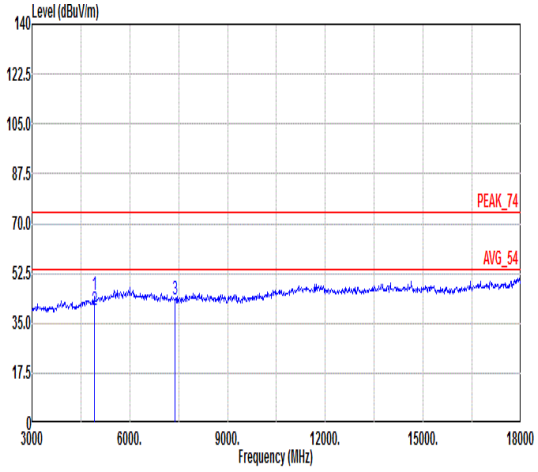 Freq Level Limit Line Margin Read Level Ant Factor Cable Loss Preamp Factor APos TPos Remark MHz dBuV/m dBuV/m dB dBuV dB/m dB dB cm deg 1 4924.00 44.65 74.00 -29.35 53.40 35.12 8.57 52.44 216 141 Peak 2 4924.00 39.84 54.00 -14.16 48.59 35.12 8.57 52.44 216 141 Average 3 7386.00 43.14 74.00 -30.86 49.16 36.10 10.18 52.30 --- --- Peak	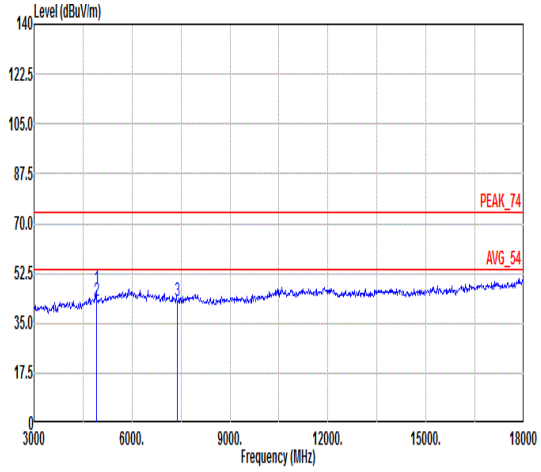 Freq Level Limit Line Margin Read Level Ant Factor Cable Loss Preamp Factor APos TPos Remark MHz dBuV/m dBuV/m dB dBuV dB/m dB dB cm deg 1 4924.00 46.90 74.00 -27.10 55.65 35.12 8.57 52.44 105 36 Peak 2 4924.00 43.00 54.00 -11.00 51.75 35.12 8.57 52.44 105 360 Average 3 7386.00 43.01 74.00 -30.99 49.03 36.10 10.18 52.30 --- --- Peak

Mode	12	
	Band Edge	
	2400-2483.5_802.11g_CH01_2412MHz	
ANT	1	
Pol.	Horizontal	Fundamental
Peak	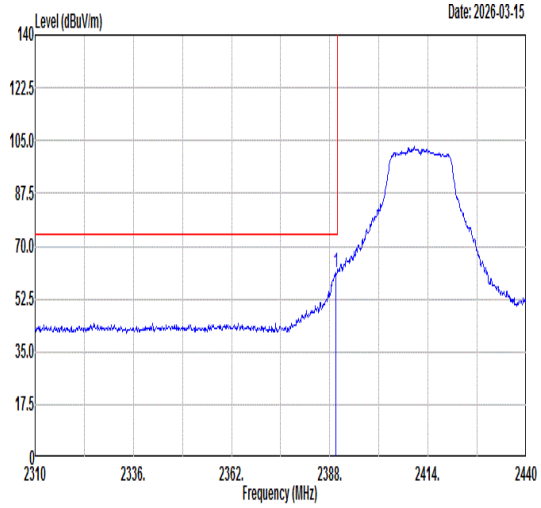 Freq Level Limit Line Margin (dB) Read Level Ant Factor Cable Loss Preamp Factor APos TPos Remark MHz dBuV/m dBuV/m dBuV dB/m dB dB cm deg 1 2389.56 61.38 74.00 -12.62 57.74 32.42 5.36 34.14 349 140 PEAK	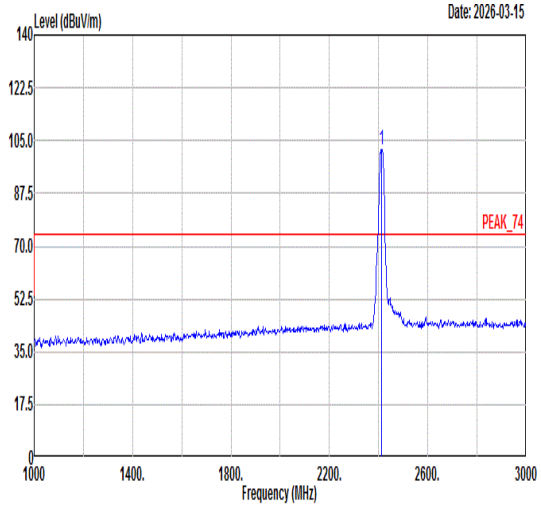 Freq Level Limit Line Margin (dB) Read Level Ant Factor Cable Loss Preamp Factor APos TPos Remark MHz dBuV/m dBuV/m dBuV dB/m dB dB cm deg 1 2412.00 102.21 ------ ------ 98.51 32.46 5.38 34.14 349 140 PEAK
Avg	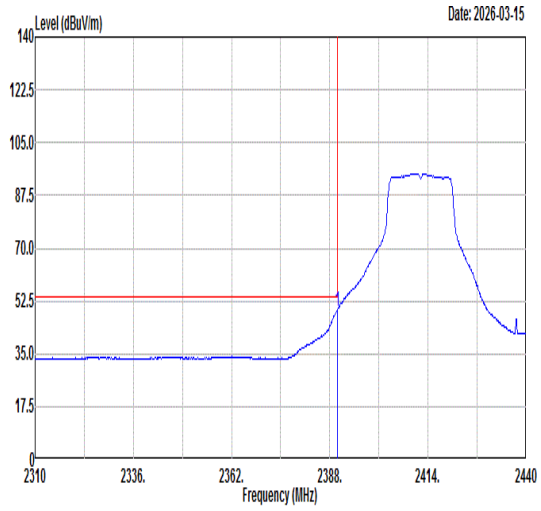 Freq Level Limit Line Margin (dB) Read Level Ant Factor Cable Loss Preamp Factor APos TPos Remark MHz dBuV/m dBuV/m dBuV dB/m dB dB cm deg 1 2389.95 49.36 54.00 -4.64 45.72 32.42 5.36 34.14 349 140 AVERAGE	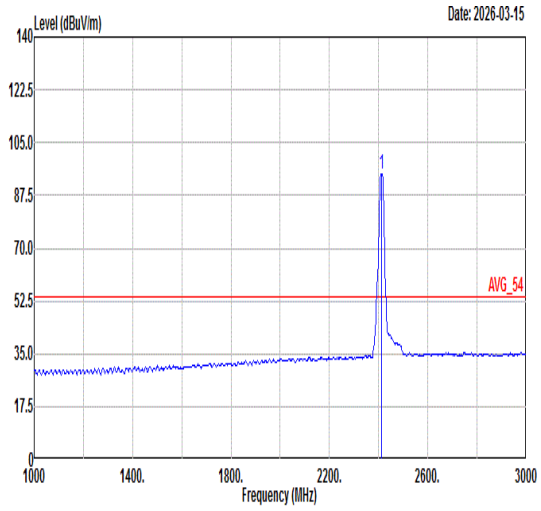 Freq Level Limit Line Margin (dB) Read Level Ant Factor Cable Loss Preamp Factor APos TPos Remark MHz dBuV/m dBuV/m dBuV dB/m dB dB cm deg 1 2412.00 94.67 ------ ------ 90.97 32.46 5.38 34.14 349 140 AVERAGE

Mode	12	
	Band Edge	
	2400-2483.5_802.11g_CH01_2412MHz	
ANT	1	
Pol.	Vertical	Fundamental
Peak	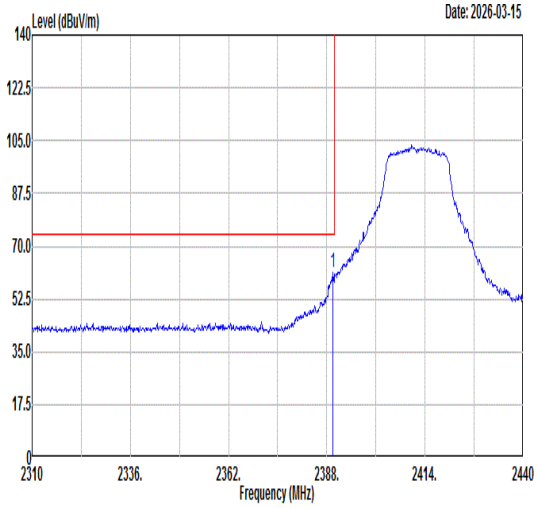 Freq Level Limit Line Margin (dB) Read Level Ant Factor Cable Loss Preamp Factor APos TPos Remark MHz dBuV/m dBuV/m dBuV dB/m dB dB cm deg 1 2389.69 61.14 74.00 -12.86 57.50 32.42 5.36 34.14 100 118 PEAK	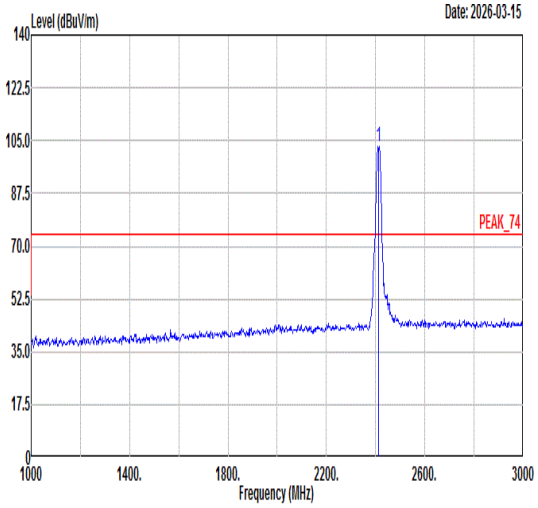 Freq Level Limit Line Margin (dB) Read Level Ant Factor Cable Loss Preamp Factor APos TPos Remark MHz dBuV/m dBuV/m dBuV dB/m dB dB cm deg 1 2412.00 103.23 ------ ------ 99.53 32.46 5.38 34.14 100 118 PEAK
Avg	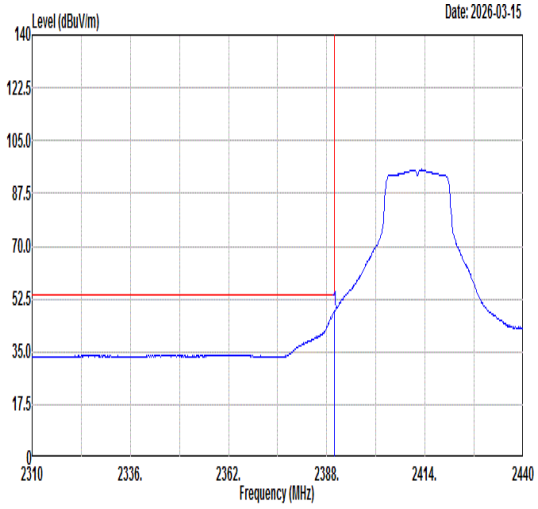 Freq Level Limit Line Margin (dB) Read Level Ant Factor Cable Loss Preamp Factor APos TPos Remark MHz dBuV/m dBuV/m dBuV dB/m dB dB cm deg 1 2389.95 48.48 54.00 -5.52 44.84 32.42 5.36 34.14 100 118 AVERAGE	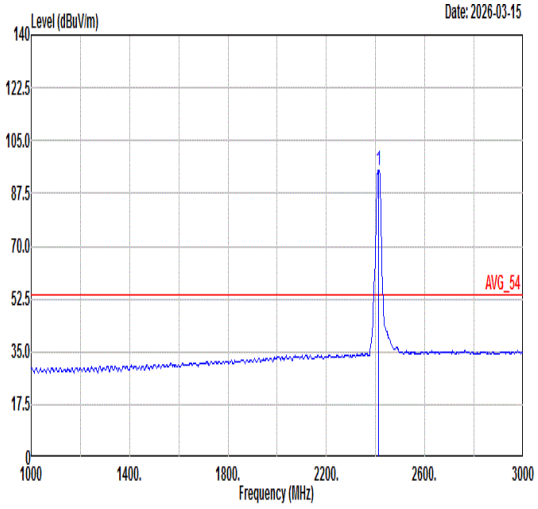 Freq Level Limit Line Margin (dB) Read Level Ant Factor Cable Loss Preamp Factor APos TPos Remark MHz dBuV/m dBuV/m dBuV dB/m dB dB cm deg 1 2412.00 95.16 ------ ------ 91.46 32.46 5.38 34.14 100 118 AVERAGE

Mode	12	
	Harmonic	
	2400-2483.5_802.11g_CH01_2412MHz	
ANT	1	
Pol.	Horizontal	Vertical
Peak Avg	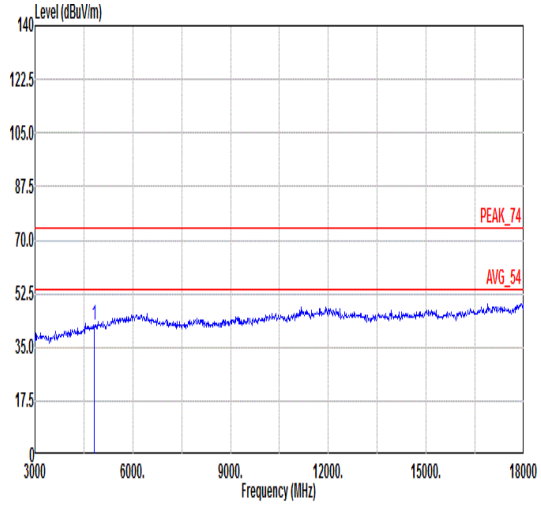 Freq Level Limit Line Margin Read Level Ant Factor Cable Loss Preamp Factor APos TPos Remark MHz dBuV/m dBuV/m dB dBuV dB/m dB dB cm deg 1 4824.00 42.02 74.00 -31.98 50.88 35.02 8.88 52.76 --- --- Peak	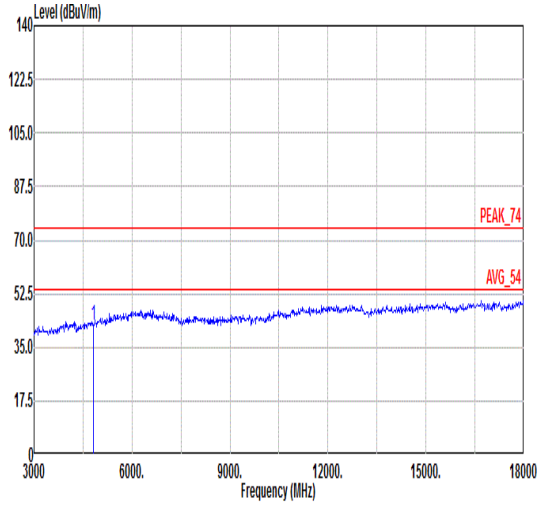 Freq Level Limit Line Margin Read Level Ant Factor Cable Loss Preamp Factor APos TPos Remark MHz dBuV/m dBuV/m dB dBuV dB/m dB dB cm deg 1 4824.00 42.27 74.00 -31.73 51.13 35.02 8.88 52.76 --- --- Peak

Mode	13	
	Harmonic	
	2400-2483.5_802.11g_CH06_2437MHz	
ANT	1	
Pol.	Horizontal	Vertical
Peak Avg	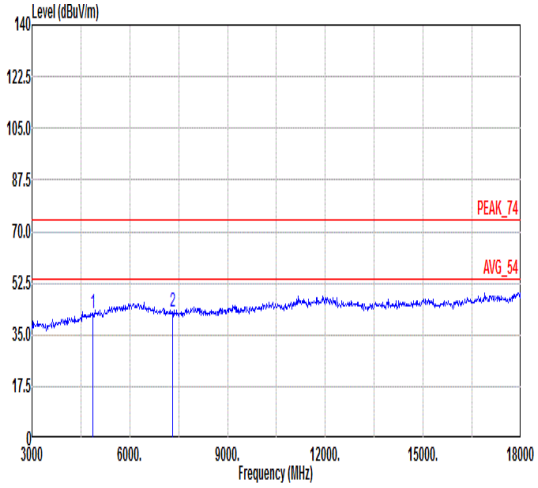 Freq Level Limit Line Margin Read Level Ant Factor Cable Loss Preamp Factor APos TPos Remark MHz dBuV/m dBuV/m dB dBuV dB/m dB dB cm deg 1 4874.00 42.20 74.00 -31.80 51.01 35.07 8.72 52.60 --- --- Peak 2 7311.00 42.65 74.00 -31.35 48.67 36.10 10.18 52.30 --- --- Peak	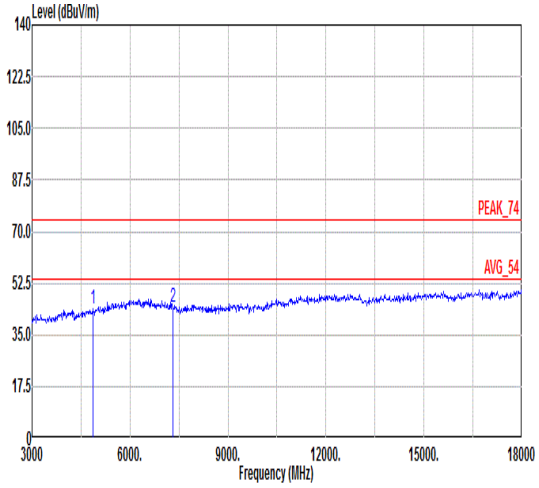 Freq Level Limit Line Margin Read Level Ant Factor Cable Loss Preamp Factor APos TPos Remark MHz dBuV/m dBuV/m dB dBuV dB/m dB dB cm deg 1 4874.00 44.11 74.00 -29.89 52.92 35.07 8.72 52.60 --- --- Peak 2 7311.00 44.62 74.00 -29.38 50.64 36.10 10.18 52.30 --- --- Peak

Mode	14	
	Band Edge	
	2400-2483.5_802.11g_CH11_2462MHz	
ANT	1	
Pol.	Horizontal	Fundamental
Peak	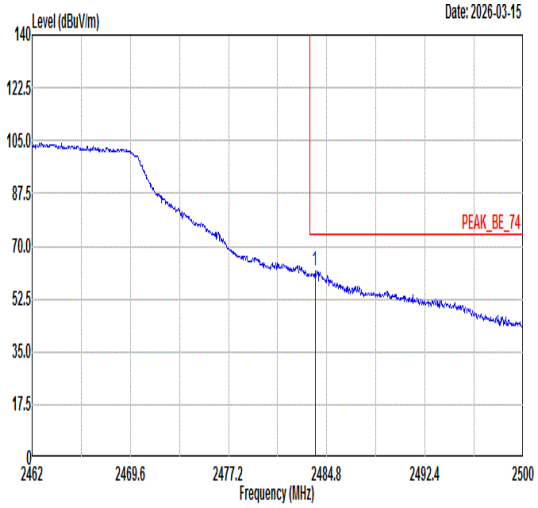 Freq Level Limit Line Margin (dB) Read Level Ant Factor Cable Loss Preamp Factor APos TPos Remark MHz dBuV/m dBuV/m dBuV dB/m dB dB cm deg 1 2483.89 61.60 74.00 -12.40 57.20 32.57 5.94 34.11 357 139 PEAK	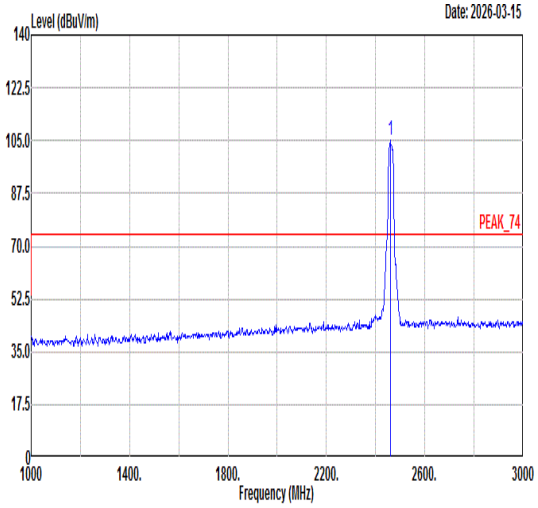 Freq Level Limit Line Margin (dB) Read Level Ant Factor Cable Loss Preamp Factor APos TPos Remark MHz dBuV/m dBuV/m dBuV dB/m dB dB cm deg 1 2462.00 105.16 ------ ------ 101.09 32.54 5.65 34.12 357 139 PEAK
Avg	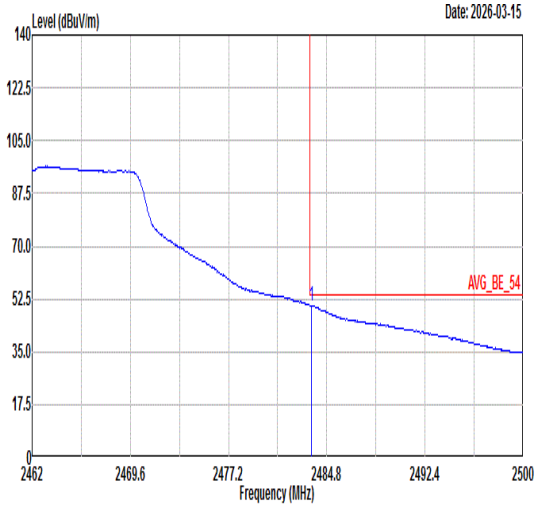 Freq Level Limit Line Margin (dB) Read Level Ant Factor Cable Loss Preamp Factor APos TPos Remark MHz dBuV/m dBuV/m dBuV dB/m dB dB cm deg 1 2483.58 50.39 54.00 -3.61 45.98 32.57 5.95 34.11 357 139 AVERAGE	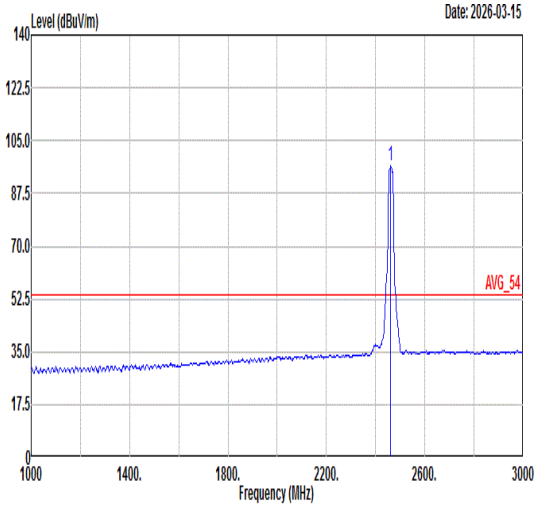 Freq Level Limit Line Margin (dB) Read Level Ant Factor Cable Loss Preamp Factor APos TPos Remark MHz dBuV/m dBuV/m dBuV dB/m dB dB cm deg 1 2462.00 96.53 ------ ------ 92.43 32.54 5.68 34.12 357 139 AVERAGE

Mode	14	
	Band Edge	
	2400-2483.5_802.11g_CH11_2462MHz	
ANT	1	
Pol.	Vertical	Fundamental
Peak	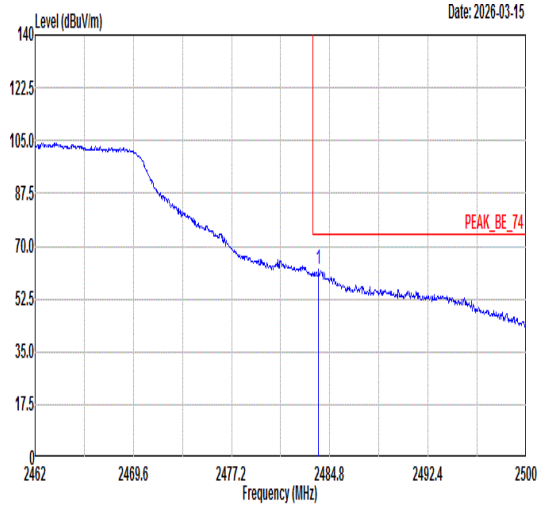 Freq Level Limit Line Margin (dB) Read Level Ant Factor Cable Loss Preamp Factor APos TPos Remark MHz dBuV/m dBuV/m dBuV dB/m dB dB cm deg 1 2483.93 62.25 74.00 -11.75 57.85 32.57 5.94 34.11 269 196 PEAK	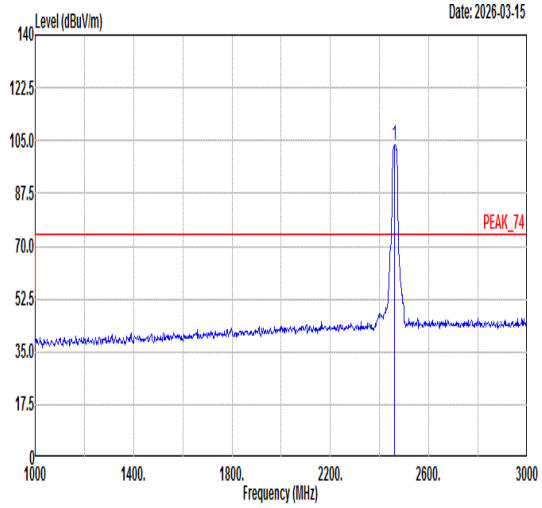 Freq Level Limit Line Margin (dB) Read Level Ant Factor Cable Loss Preamp Factor APos TPos Remark MHz dBuV/m dBuV/m dBuV dB/m dB dB cm deg 1 2462.00 103.58 ------ ------ 99.48 32.54 5.68 34.12 269 196 PEAK
Avg	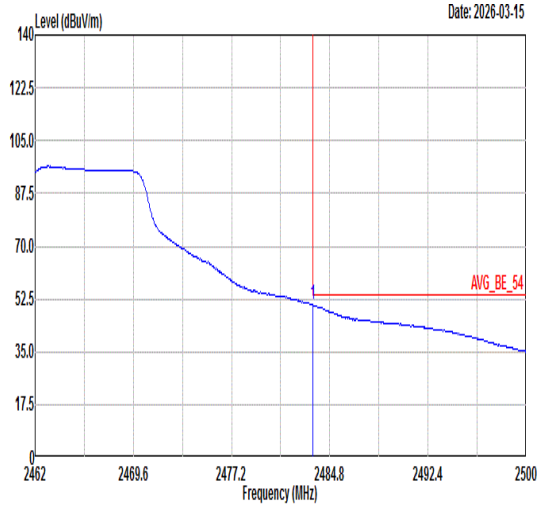 Freq Level Limit Line Margin (dB) Read Level Ant Factor Cable Loss Preamp Factor APos TPos Remark MHz dBuV/m dBuV/m dBuV dB/m dB dB cm deg 1 2483.51 50.47 54.00 -3.53 46.06 32.57 5.95 34.11 269 196 AVERAGE	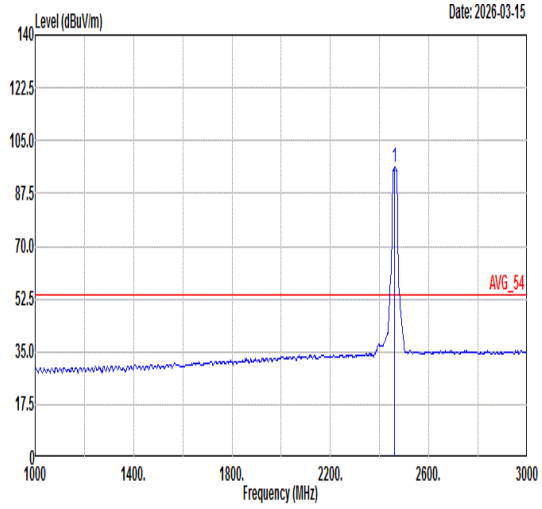 Freq Level Limit Line Margin (dB) Read Level Ant Factor Cable Loss Preamp Factor APos TPos Remark MHz dBuV/m dBuV/m dBuV dB/m dB dB cm deg 1 2462.00 96.24 ------ ------ 92.17 32.54 5.65 34.12 269 196 AVERAGE

Mode	14	
	Harmonic	
	2400-2483.5_802.11g_CH11_2462MHz	
ANT	1	
Pol.	Horizontal	Vertical
Peak Avg	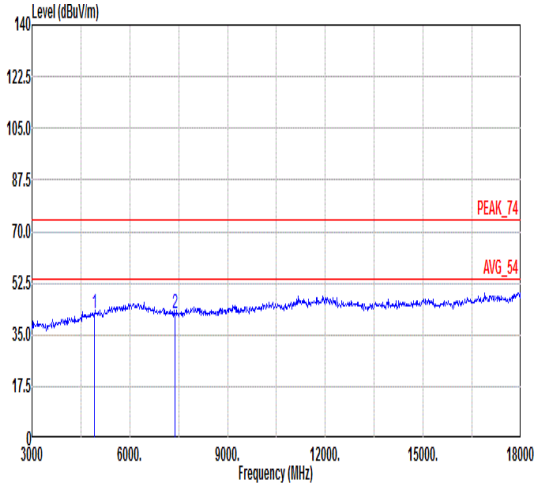 Freq Level Limit Line Margin Read Level Ant Factor Cable Loss Preamp Factor APos TPos Remark MHz dBuV/m dBuV/m dB dBuV dB/m dB dB cm deg 1 4924.00 42.23 74.00 -31.77 50.98 35.12 8.57 52.44 --- --- Peak 2 7386.00 42.43 74.00 -31.57 48.45 36.10 10.18 52.30 --- --- Peak	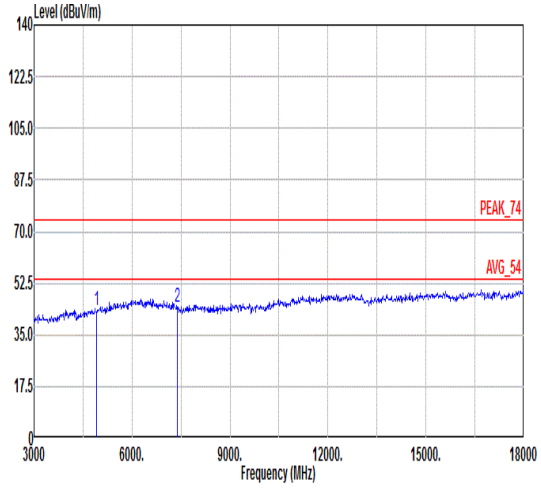 Freq Level Limit Line Margin Read Level Ant Factor Cable Loss Preamp Factor APos TPos Remark MHz dBuV/m dBuV/m dB dBuV dB/m dB dB cm deg 1 4924.00 43.41 74.00 -30.59 52.16 35.12 8.57 52.44 --- --- Peak 2 7386.00 44.58 74.00 -29.42 50.60 36.10 10.18 52.30 --- --- Peak

Mode	15	
	Band Edge	
	2400-2483.5_802.11n HT20_CH01_Full RU _2412MHz	
ANT	1	
Pol.	Horizontal	Fundamental
Peak	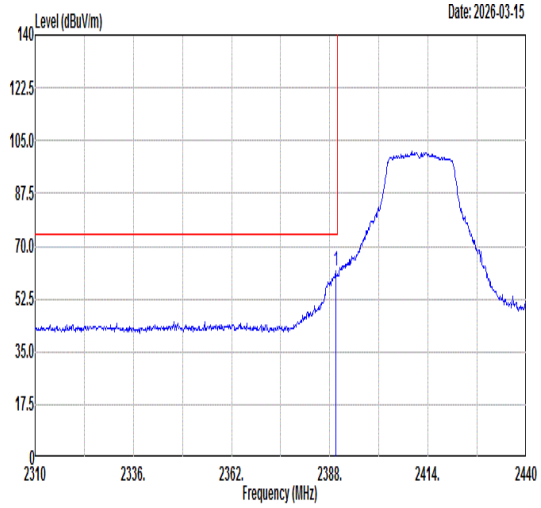 Freq Level Limit Line Margin (dB) Read Level Ant Factor Cable Loss Preamp Factor APos TPos Remark MHz dBuV/m dBuV/m dBuV dB/m dB dB cm deg 1 2389.56 61.56 74.00 -12.44 57.92 32.42 5.36 34.14 349 137 PEAK	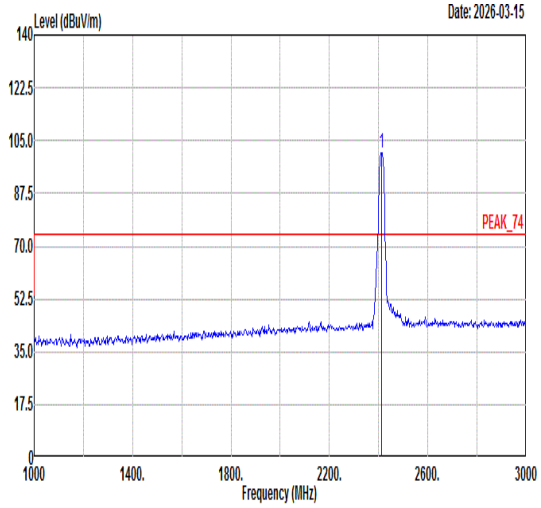 Freq Level Limit Line Margin (dB) Read Level Ant Factor Cable Loss Preamp Factor APos TPos Remark MHz dBuV/m dBuV/m dBuV dB/m dB dB cm deg 1 2412.00 100.94 ------ ------ 97.23 32.46 5.38 34.13 349 137 PEAK
Avg	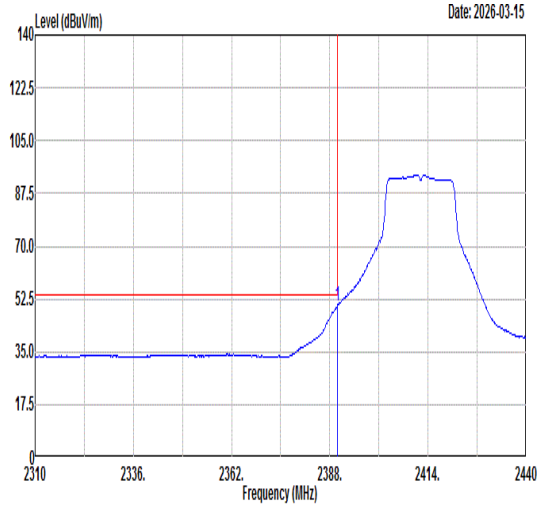 Freq Level Limit Line Margin (dB) Read Level Ant Factor Cable Loss Preamp Factor APos TPos Remark MHz dBuV/m dBuV/m dBuV dB/m dB dB cm deg 1 2389.95 50.07 54.00 -3.93 46.43 32.42 5.36 34.14 349 137 AVERAGE	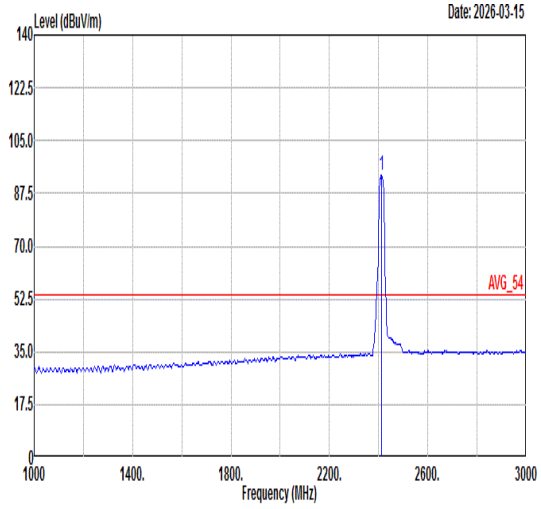 Freq Level Limit Line Margin (dB) Read Level Ant Factor Cable Loss Preamp Factor APos TPos Remark MHz dBuV/m dBuV/m dBuV dB/m dB dB cm deg 1 2412.00 93.33 ------ ------ 89.63 32.46 5.38 34.14 349 137 AVERAGE

Mode	15	
	Band Edge	
	2400-2483.5_802.11n HT20_CH01_Full RU _2412MHz	
ANT	1	
Pol.	Vertical	Fundamental
Peak	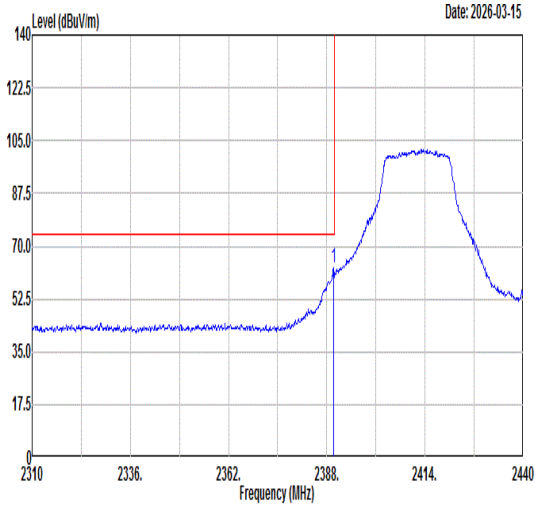 Freq Level Limit Line Margin (dB) Read Level Ant Factor Cable Loss Preamp Factor APos TPos Remark MHz dBuV/m dBuV/m dBuV dB/m dB dB cm deg 1 2389.82 62.70 74.00 -11.30 59.06 32.42 5.36 34.14 259 195 PEAK	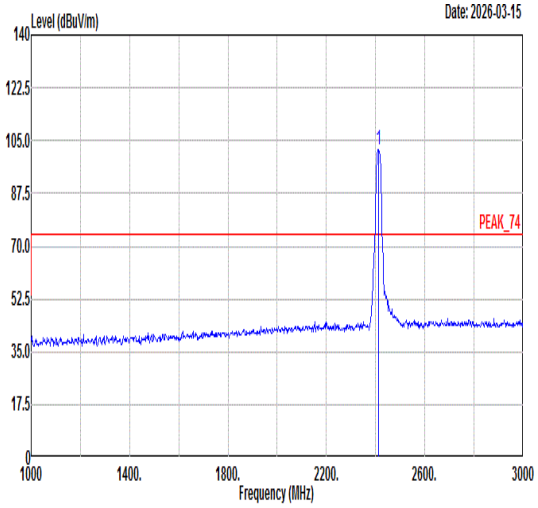 Freq Level Limit Line Margin (dB) Read Level Ant Factor Cable Loss Preamp Factor APos TPos Remark MHz dBuV/m dBuV/m dBuV dB/m dB dB cm deg 1 2412.00 101.96 ------ ------ 98.26 32.46 5.38 34.14 259 195 PEAK
Avg	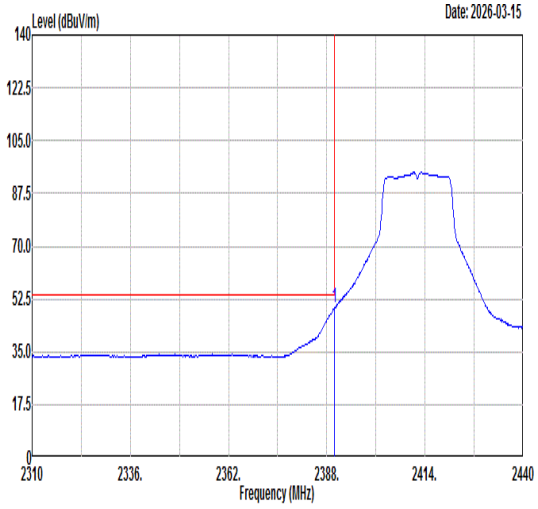 Freq Level Limit Line Margin (dB) Read Level Ant Factor Cable Loss Preamp Factor APos TPos Remark MHz dBuV/m dBuV/m dBuV dB/m dB dB cm deg 1 2389.95 49.47 54.00 -4.53 45.83 32.42 5.36 34.14 259 195 AVERAGE	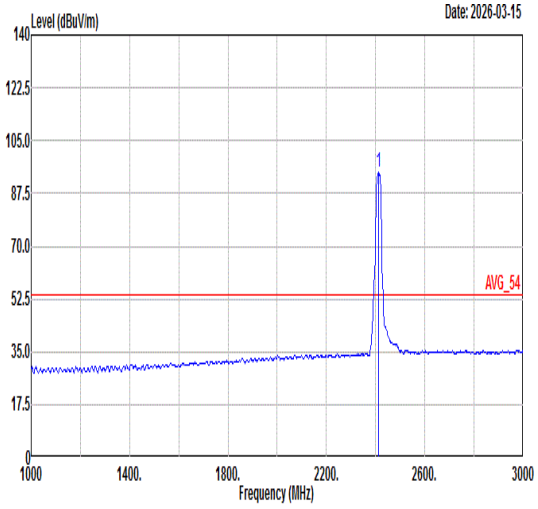 Freq Level Limit Line Margin (dB) Read Level Ant Factor Cable Loss Preamp Factor APos TPos Remark MHz dBuV/m dBuV/m dBuV dB/m dB dB cm deg 1 2412.00 94.31 ------ ------ 90.61 32.46 5.38 34.14 259 195 AVERAGE

Mode	15	
	Harmonic	
	2400-2483.5_802.11n HT20_CH01_Full RU _2412MHz	
ANT	1	
Pol.	Horizontal	Vertical
Peak Avg	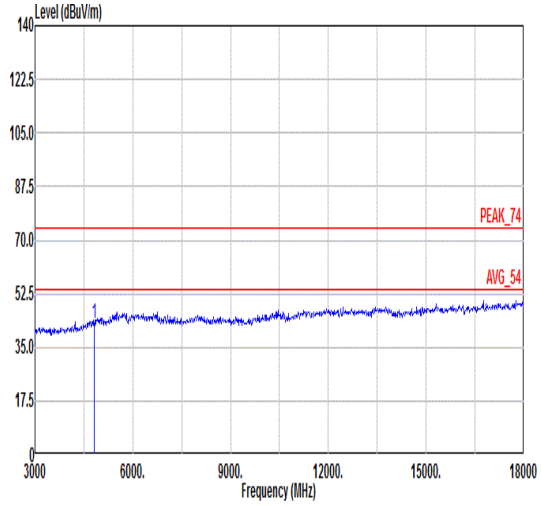 Freq Level Limit Line Margin Read Level Ant Factor Cable Loss Preamp Factor APos TPos Remark MHz dBuV/m dBuV/m dB dBuV dB/m dB dB cm deg 1 4824.00 42.75 74.00 -31.25 51.61 35.02 8.88 52.76 --- --- Peak	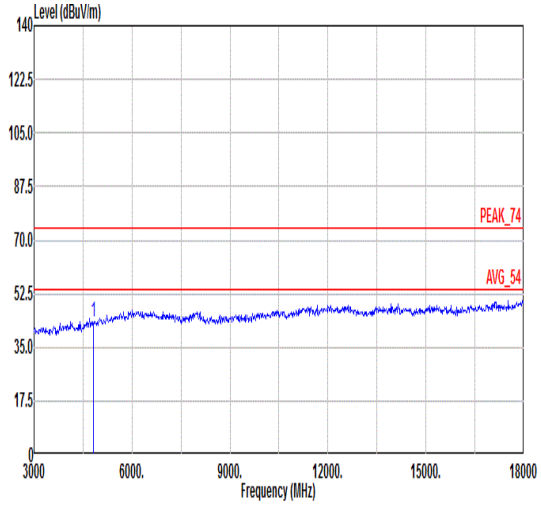 Freq Level Limit Line Margin Read Level Ant Factor Cable Loss Preamp Factor APos TPos Remark MHz dBuV/m dBuV/m dB dBuV dB/m dB dB cm deg 1 4824.00 43.15 74.00 -30.85 52.01 35.02 8.88 52.76 --- --- Peak

Mode	16	
	Harmonic	
	2400-2483.5_802.11n HT20_CH06_Full RU _2437MHz	
ANT	1	
Pol.	Horizontal	Vertical
Peak Avg	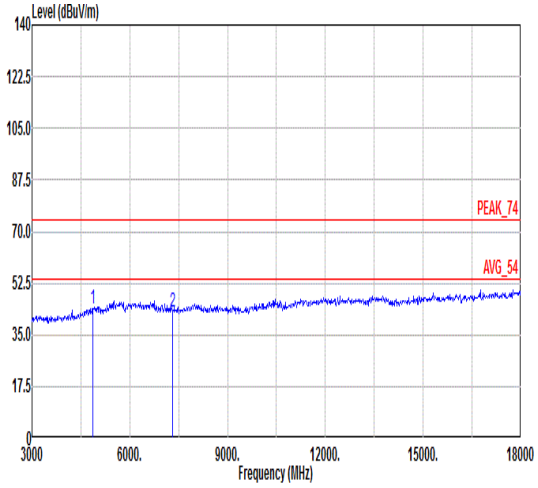 Freq Level Limit Line Margin Read Level Ant Factor Cable Loss Preamp Factor APos TPos Remark MHz dBuV/m dBuV/m dB dBuV dB/m dB dB cm deg 1 4874.00 43.69 74.00 -30.31 52.50 35.07 8.72 52.60 --- --- Peak 2 7311.00 42.82 74.00 -31.18 48.84 36.10 10.18 52.30 --- --- Peak	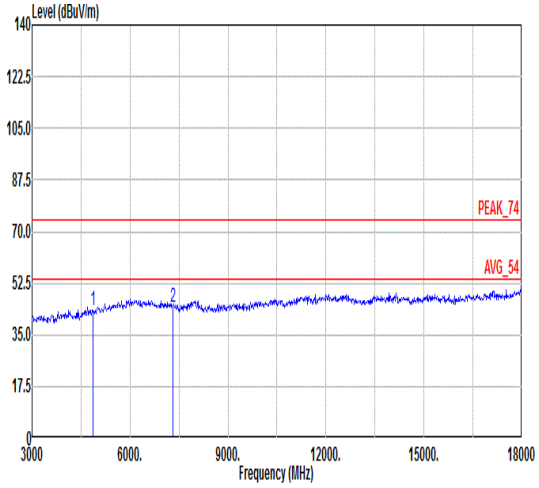 Freq Level Limit Line Margin Read Level Ant Factor Cable Loss Preamp Factor APos TPos Remark MHz dBuV/m dBuV/m dB dBuV dB/m dB dB cm deg 1 4874.00 43.40 74.00 -30.60 52.21 35.07 8.72 52.60 --- --- Peak 2 7311.00 44.25 74.00 -29.75 50.27 36.10 10.18 52.30 --- --- Peak

Mode	17	
	Band Edge	
	2400-2483.5_802.11n HT20_CH11_Full RU _2462MHz	
ANT	1	
Pol.	Horizontal	Fundamental
Peak	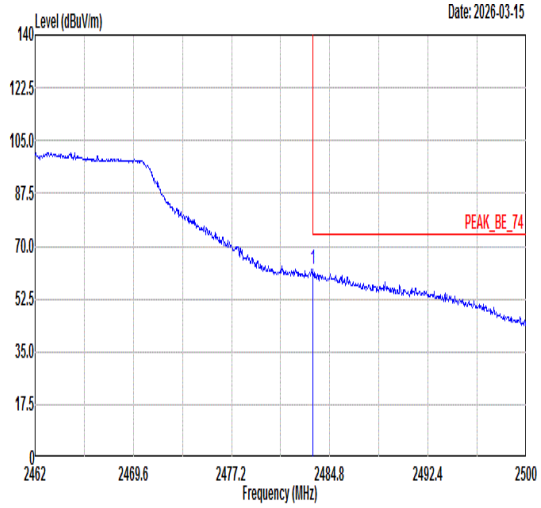 Freq Level Limit Line Margin (dB) Read Level Ant Factor Cable Loss Preamp Factor APos TPos Remark 1 2483.51 62.10 74.00 -11.90 57.69 32.57 5.95 34.11 274 133 PEAK	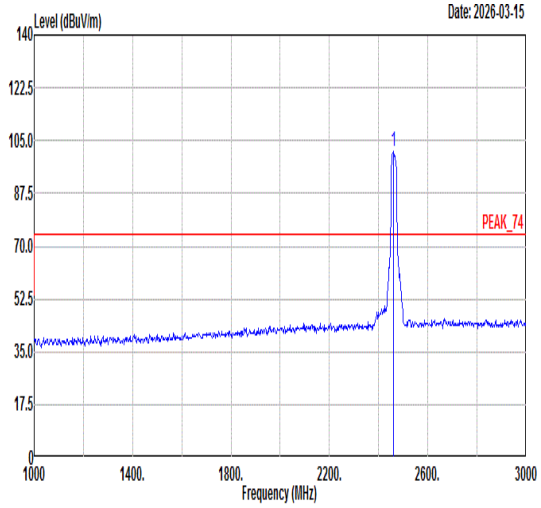 Freq Level Limit Line Margin (dB) Read Level Ant Factor Cable Loss Preamp Factor APos TPos Remark 1 2462.00 101.34 ------ ------ 97.24 32.54 5.68 34.12 274 133 PEAK
Avg	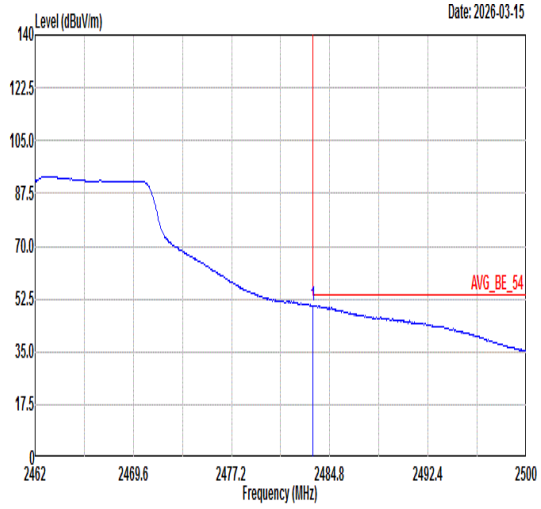 Freq Level Limit Line Margin (dB) Read Level Ant Factor Cable Loss Preamp Factor APos TPos Remark 1 2483.51 50.32 54.00 -3.68 45.91 32.57 5.95 34.11 274 133 AVERAGE	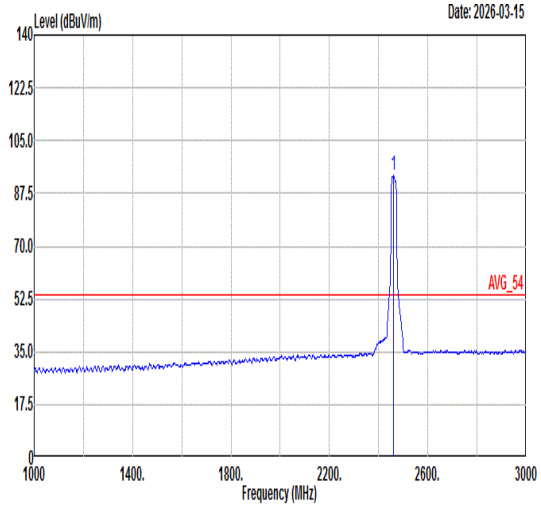 Freq Level Limit Line Margin (dB) Read Level Ant Factor Cable Loss Preamp Factor APos TPos Remark 1 2462.00 93.40 ------ ------ 89.30 32.54 5.68 34.12 274 133 AVERAGE

Mode	17	
	Band Edge	
	2400-2483.5_802.11n HT20_CH11_Full RU _2462MHz	
ANT	1	
Pol.	Vertical	Fundamental
Peak	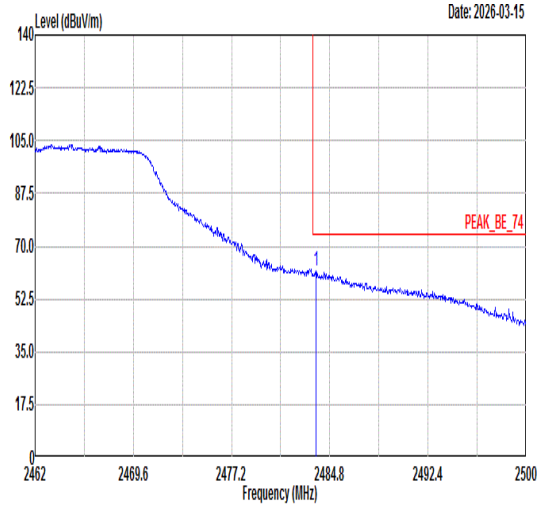 Freq Level Limit Line Margin (dB) Read Level Ant Factor Cable Loss Preamp Factor APos TPos Remark MHz dBuV/m dBuV/m dBuV dB/m dB dB cm deg 1 2483.74 61.60 74.00 -12.40 57.19 32.57 5.95 34.11 273 199 PEAK	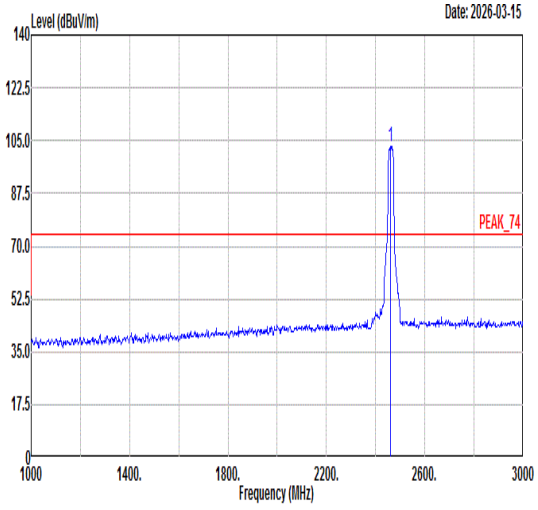 Freq Level Limit Line Margin (dB) Read Level Ant Factor Cable Loss Preamp Factor APos TPos Remark MHz dBuV/m dBuV/m dBuV dB/m dB dB cm deg 1 2462.00 103.25 ------ ------ 99.15 32.54 5.68 34.12 273 199 PEAK
Avg	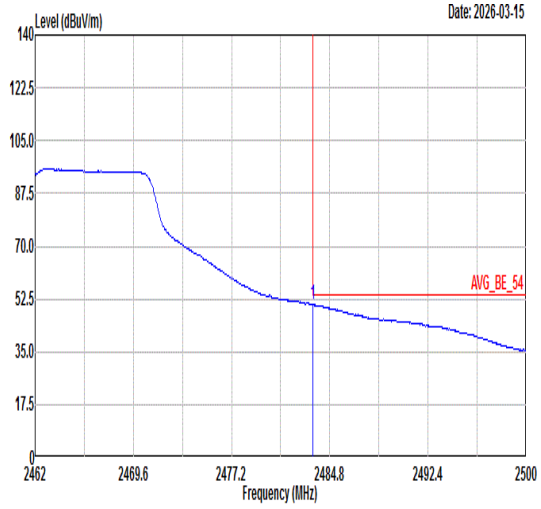 Freq Level Limit Line Margin (dB) Read Level Ant Factor Cable Loss Preamp Factor APos TPos Remark MHz dBuV/m dBuV/m dBuV dB/m dB dB cm deg 1 2483.51 50.60 54.00 -3.40 46.19 32.57 5.95 34.11 273 199 AVERAGE	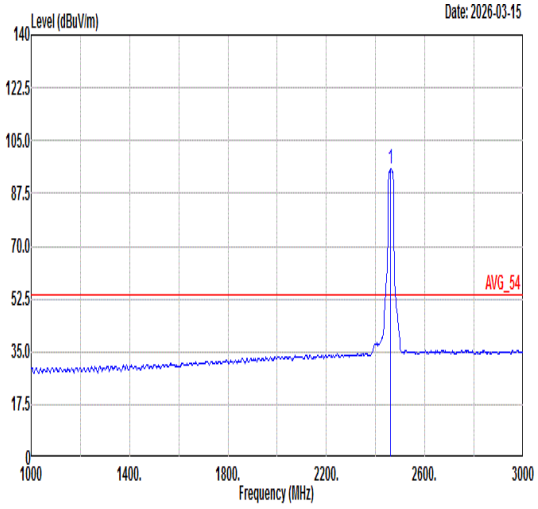 Freq Level Limit Line Margin (dB) Read Level Ant Factor Cable Loss Preamp Factor APos TPos Remark MHz dBuV/m dBuV/m dBuV dB/m dB dB cm deg 1 2462.00 95.48 ------ ------ 91.38 32.54 5.68 34.12 273 199 AVERAGE

Mode	17	
	Harmonic	
	2400-2483.5_802.11n HT20_CH11_Full RU _2462MHz	
ANT	1	
Pol.	Horizontal	Vertical
Peak Avg	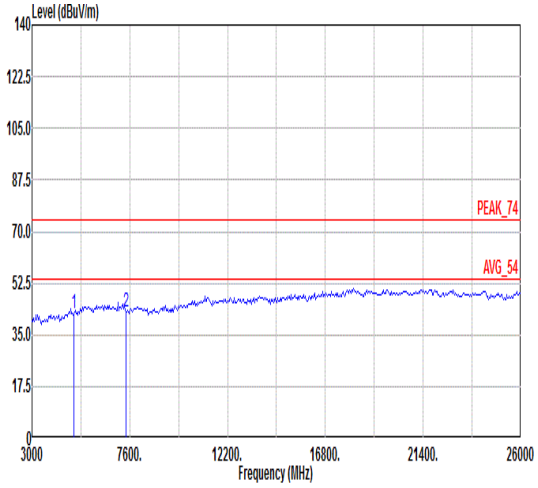 Freq Level Limit Line Margin Read Level Ant Factor Cable Loss Preamp Factor APos TPos Remark MHz dBuV/m dBuV/m dB dBuV dB/m dB dB cm deg 1 4960.00 42.02 74.00 -31.98 50.73 35.16 8.46 52.33 --- --- Peak 2 7440.00 42.92 74.00 -31.08 48.95 36.10 10.17 52.30 --- --- Peak	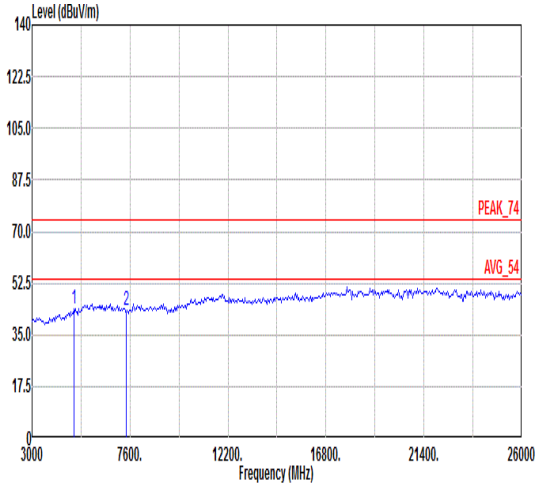 Freq Level Limit Line Margin Read Level Ant Factor Cable Loss Preamp Factor APos TPos Remark MHz dBuV/m dBuV/m dB dBuV dB/m dB dB cm deg 1 4960.00 43.85 74.00 -30.15 52.56 35.16 8.46 52.33 --- --- Peak 2 7440.00 43.54 74.00 -30.46 49.57 36.10 10.17 52.30 --- --- Peak

Mode	18	
	Band Edge - L	
	2400-2483.5_802.11n HT40_CH03_Full RU _2422MHz	
ANT	1	
Pol.	Horizontal	Fundamental
Peak	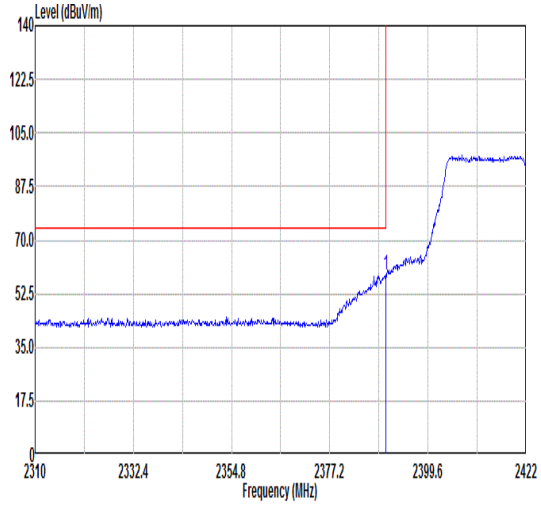 Freq Level Limit Line Margin Read Level Ant Factor Cable Loss Preamp Factor APos TPos Remark MHz dBuV/m dBuV/m dB dBuV dB/m dB dB cm deg 1 2389.97 58.42 74.00 -15.58 54.78 32.42 5.36 34.14 100 70 PEAK	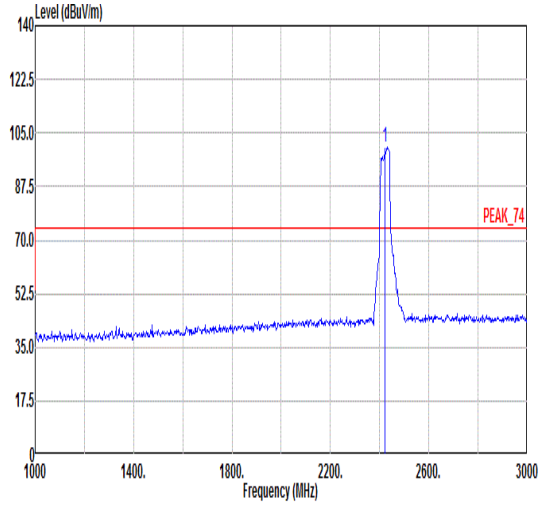 Freq Level Limit Line Margin Read Level Ant Factor Cable Loss Preamp Factor APos TPos Remark MHz dBuV/m dBuV/m dB dBuV dB/m dB dB cm deg 1 2422.00 100.14 ------ ------ 96.38 32.49 5.40 34.13 100 70 PEAK
Avg	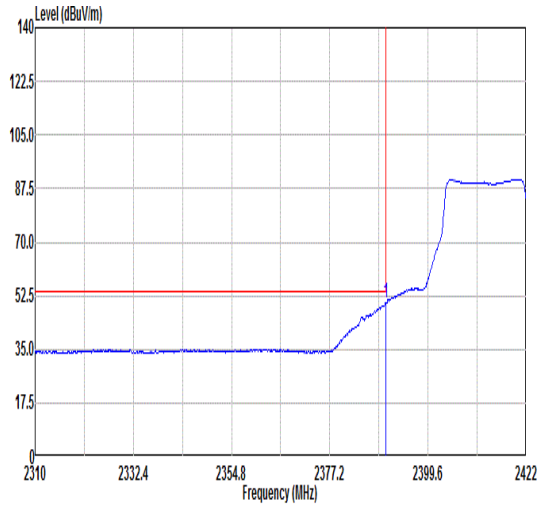 Freq Level Limit Line Margin Read Level Ant Factor Cable Loss Preamp Factor APos TPos Remark MHz dBuV/m dBuV/m dB dBuV dB/m dB dB cm deg 1 2389.97 50.44 54.00 -3.56 46.80 32.42 5.36 34.14 100 70 AVERAGE	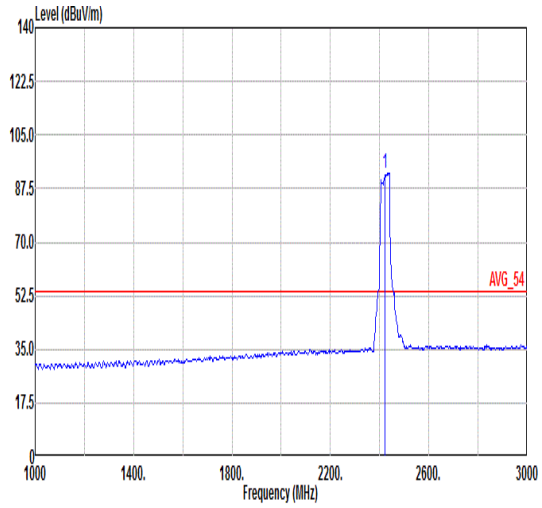 Freq Level Limit Line Margin Read Level Ant Factor Cable Loss Preamp Factor APos TPos Remark MHz dBuV/m dBuV/m dB dBuV dB/m dB dB cm deg 1 2422.00 92.58 ------ ------ 88.82 32.49 5.40 34.13 100 70 AVERAGE

Mode	18	
	Band Edge - R	
	2400-2483.5_802.11n HT40_CH03_Full RU _2422MHz	
ANT	1	
Pol.	Horizontal	Fundamental
Peak	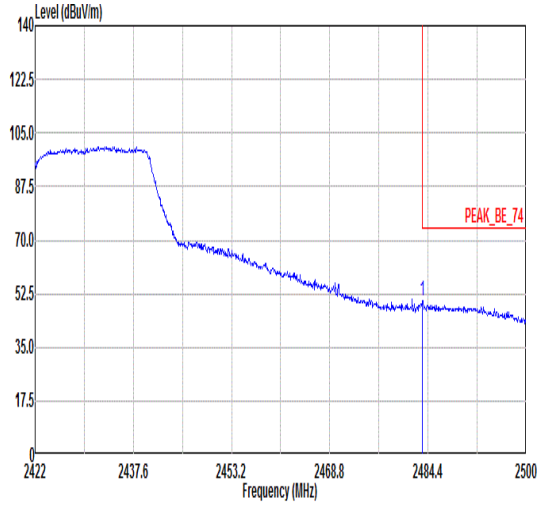 Freq Level Limit Line Margin Read Level Ant Factor Cable Loss Preamp Factor APos TPos Remark MHz dBuV/m dBuV/m dB dBuV dB/m dB dB cm deg 1 2483.54 50.38 74.00 -23.62 45.97 32.57 5.95 34.11 100 70 PEAK	Blank
Avg	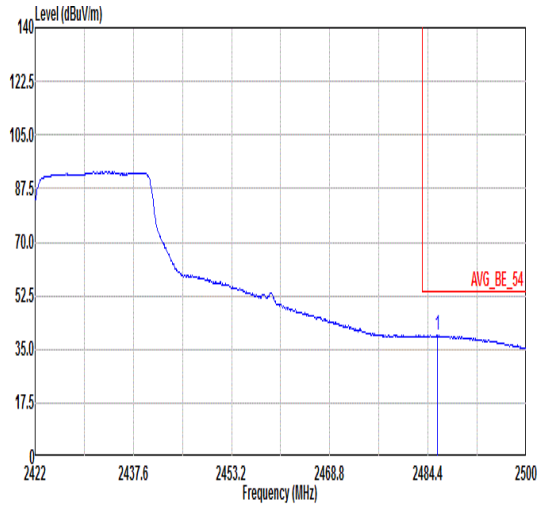 Freq Level Limit Line Margin Read Level Ant Factor Cable Loss Preamp Factor APos TPos Remark MHz dBuV/m dBuV/m dB dBuV dB/m dB dB cm deg 1 2485.88 39.59 54.00 -14.41 35.18 32.58 5.94 34.11 100 70 AVERAGE	Blank

Mode	18	
	Band Edge - L	
	2400-2483.5_802.11n HT40_CH03_Full RU _2422MHz	
ANT	1	
Pol.	Vertical	Fundamental
Peak	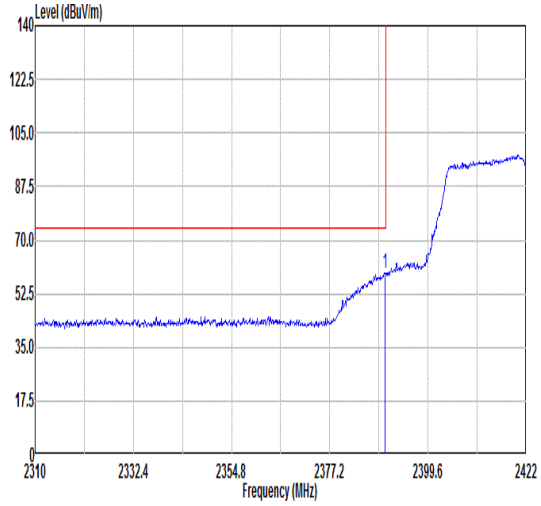 Freq Level Limit Line Margin Read Level Ant Factor Cable Loss Preamp Factor APos TPos Remark MHz dBuV/m dBuV/m dB dBuV dB/m dB dB cm deg 1 2389.86 59.30 74.00 -14.70 55.66 32.42 5.36 34.14 300 81 PEAK	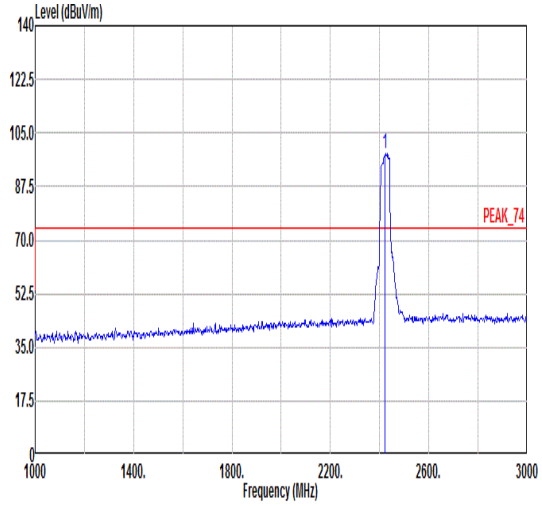 Freq Level Limit Line Margin Read Level Ant Factor Cable Loss Preamp Factor APos TPos Remark MHz dBuV/m dBuV/m dB dBuV dB/m dB dB cm deg 1 2422.00 98.47 ------ ------ 94.71 32.49 5.40 34.13 300 81 PEAK
Avg	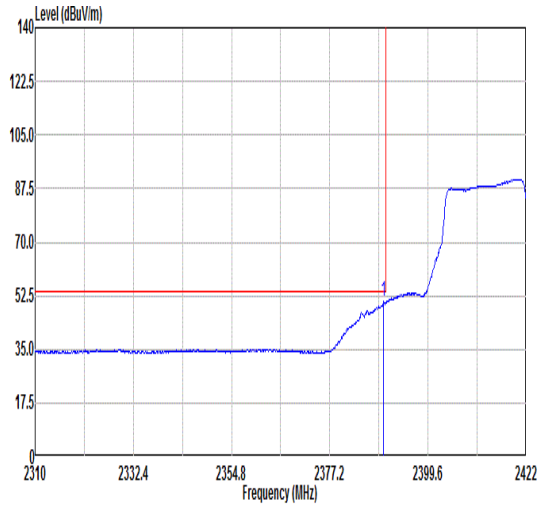 Freq Level Limit Line Margin Read Level Ant Factor Cable Loss Preamp Factor APos TPos Remark MHz dBuV/m dBuV/m dB dBuV dB/m dB dB cm deg 1 2389.52 50.58 54.00 -3.42 46.94 32.42 5.36 34.14 300 81 AVERAGE	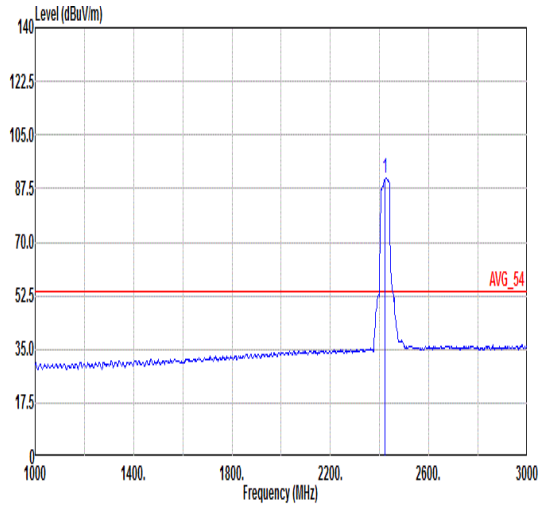 Freq Level Limit Line Margin Read Level Ant Factor Cable Loss Preamp Factor APos TPos Remark MHz dBuV/m dBuV/m dB dBuV dB/m dB dB cm deg 1 2422.00 91.02 ------ ------ 87.28 32.48 5.39 34.13 300 81 AVERAGE

Mode	18	
	Band Edge - R	
	2400-2483.5_802.11n HT40_CH03_Full RU _2422MHz	
ANT	1	
Pol.	Vertical	Fundamental
Peak	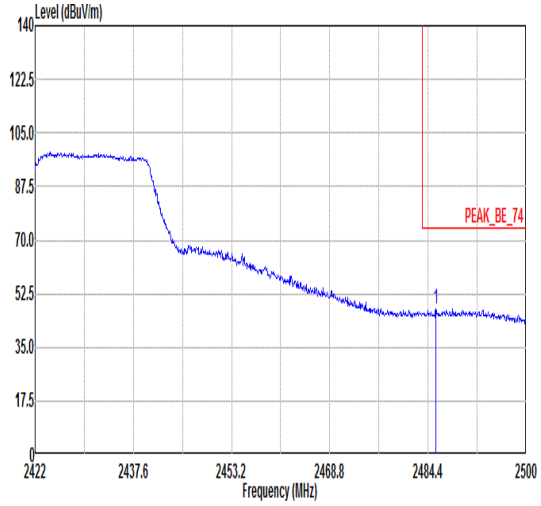 Freq Level Limit Line Margin Read Level Ant Factor Cable Loss Preamp Factor APos TPos Remark MHz dBuV/m dBuV/m dB dBuV dB/m dB dB cm deg 1 2485.65 47.42 74.00 -26.58 43.01 32.58 5.94 34.11 300 81 PEAK	Blank
Avg	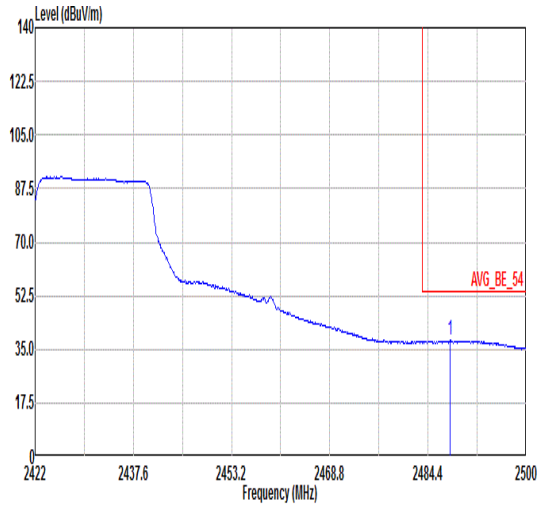 Freq Level Limit Line Margin Read Level Ant Factor Cable Loss Preamp Factor APos TPos Remark MHz dBuV/m dBuV/m dB dBuV dB/m dB dB cm deg 1 2487.91 37.90 54.00 -16.10 33.49 32.58 5.93 34.10 300 81 AVERAGE	Blank

Mode	18	
	Harmonic	
	2400-2483.5_802.11n HT40_CH03_Full RU _2422MHz	
ANT	1	
Pol.	Horizontal	Vertical
Peak Avg	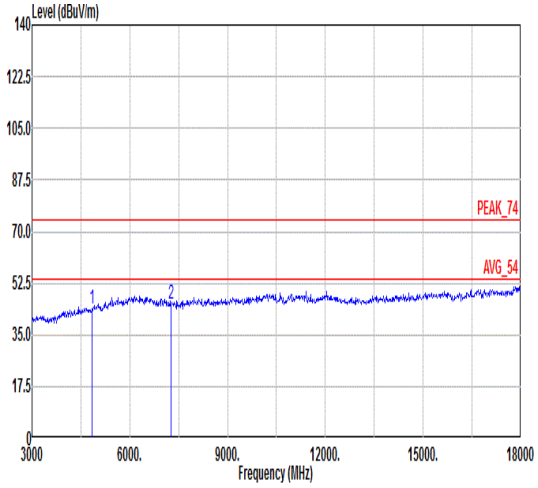 Freq Level Limit Line Margin Read Level Ant Factor Cable Loss Preamp Factor APos TPos Remark MHz dBuV/m dBuV/m dB dBuV dB/m dB dB cm deg 1 4844.00 43.62 74.00 -30.38 52.47 35.04 8.81 52.70 --- --- Peak 2 7266.00 45.21 74.00 -28.79 51.23 36.10 10.18 52.30 --- --- Peak	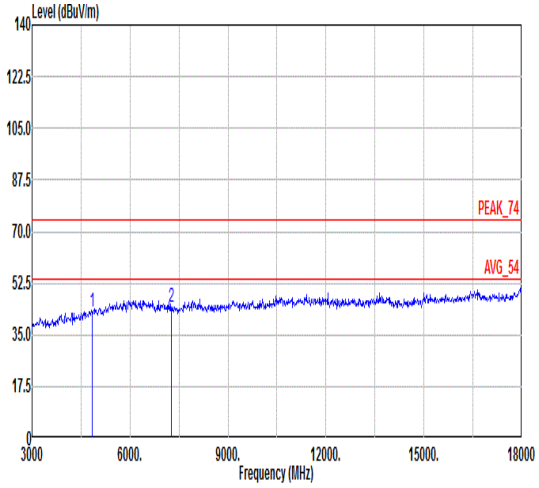 Freq Level Limit Line Margin Read Level Ant Factor Cable Loss Preamp Factor APos TPos Remark MHz dBuV/m dBuV/m dB dBuV dB/m dB dB cm deg 1 4844.00 42.70 74.00 -31.30 51.55 35.04 8.81 52.70 --- --- Peak 2 7266.00 44.54 74.00 -29.46 50.56 36.10 10.18 52.30 --- --- Peak

Mode	19	
	Band Edge - L	
	2400-2483.5_802.11n HT40_CH06_Full RU _2437MHz	
ANT	1	
Pol.	Horizontal	Fundamental
Peak	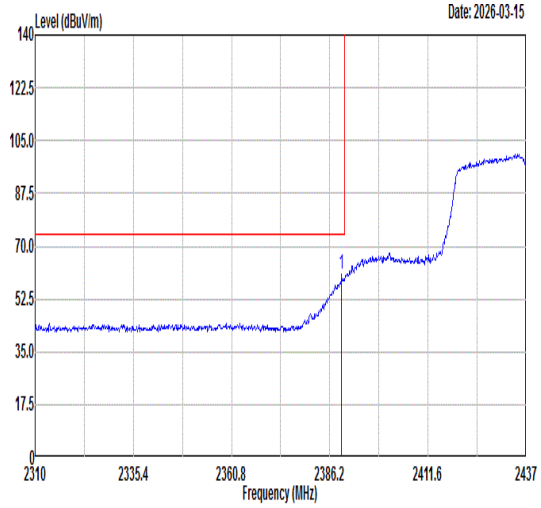 Freq Level Limit Line Margin (dB) Read Level Ant Factor Cable Loss Preamp Factor APos TPos Remark MHz dBuV/m dBuV/m dBuV dB/m dB dB cm deg 1 2389.25 60.95 74.00 -13.05 57.31 32.42 5.36 34.14 280 63 PEAK	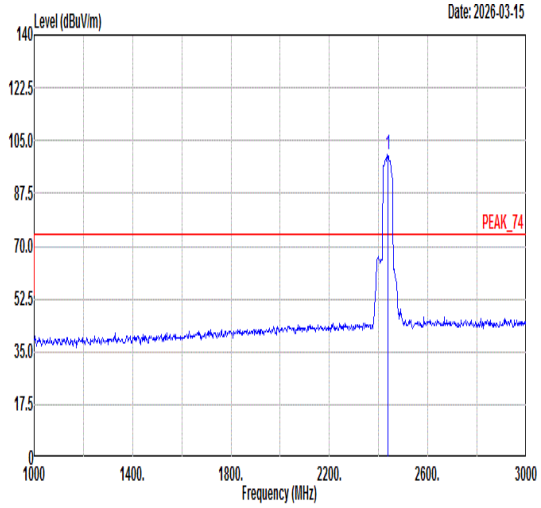 Freq Level Limit Line Margin (dB) Read Level Ant Factor Cable Loss Preamp Factor APos TPos Remark MHz dBuV/m dBuV/m dBuV dB/m dB dB cm deg 1 2437.00 100.54 ------ ------ 96.76 32.50 5.41 34.13 280 63 PEAK
Avg	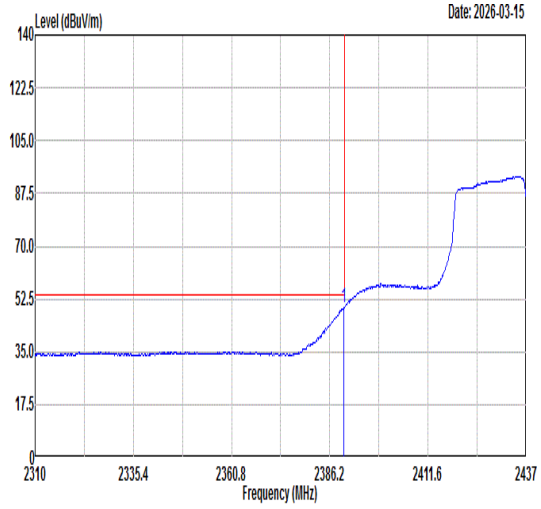 Freq Level Limit Line Margin (dB) Read Level Ant Factor Cable Loss Preamp Factor APos TPos Remark MHz dBuV/m dBuV/m dBuV dB/m dB dB cm deg 1 2389.88 49.51 54.00 -4.49 45.87 32.42 5.36 34.14 280 63 AVERAGE	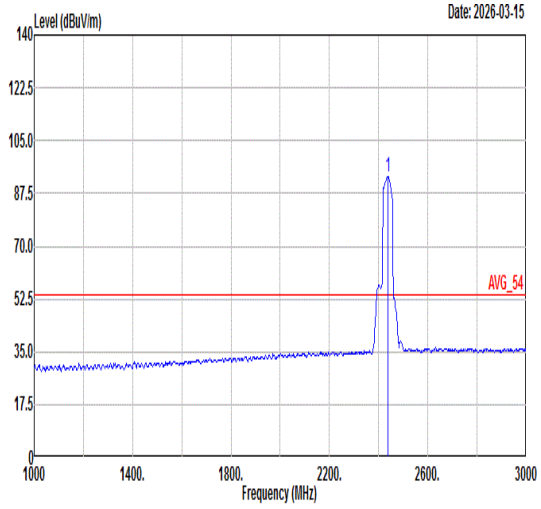 Freq Level Limit Line Margin (dB) Read Level Ant Factor Cable Loss Preamp Factor APos TPos Remark MHz dBuV/m dBuV/m dBuV dB/m dB dB cm deg 1 2437.00 93.02 ------ ------ 89.26 32.49 5.40 34.13 280 63 AVERAGE

Mode	19	
	Band Edge - R	
	2400-2483.5_802.11n HT40_CH06_Full RU _2437MHz	
ANT	1	
Pol.	Horizontal	Fundamental
Peak	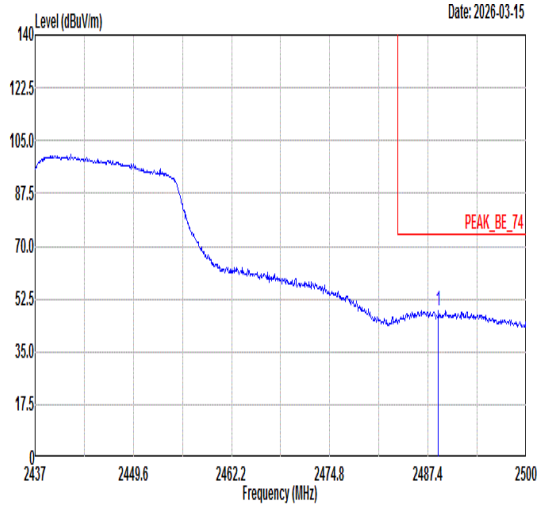 Freq Level Limit Line Margin (dB) Read Level Ant Factor Cable Loss Preamp Factor APos TPos Remark MHz dBuV/m dBuV/m dBuV dB/m dB dB cm deg 1 2488.72 48.61 74.00 -25.39 44.20 32.58 5.93 34.10 280 63 PEAK	Blank
Avg	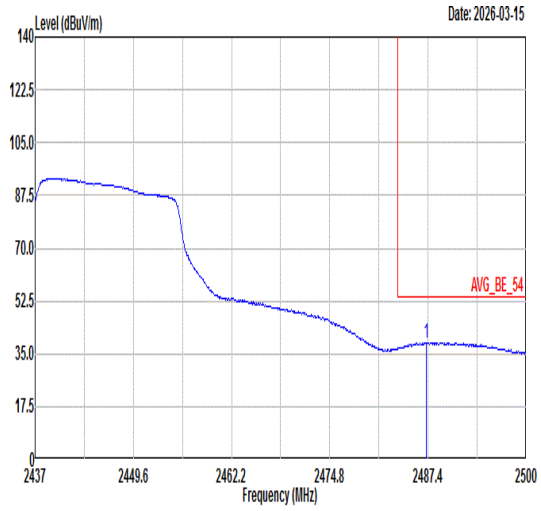 Freq Level Limit Line Margin (dB) Read Level Ant Factor Cable Loss Preamp Factor APos TPos Remark MHz dBuV/m dBuV/m dBuV dB/m dB dB cm deg 1 2487.21 38.80 54.00 -15.20 34.40 32.58 5.93 34.11 280 63 AVERAGE	Blank

Mode	19	
	Band Edge - L	
	2400-2483.5_802.11n HT40_CH06_Full RU _2437MHz	
ANT	1	
Pol.	Vertical	Fundamental
Peak	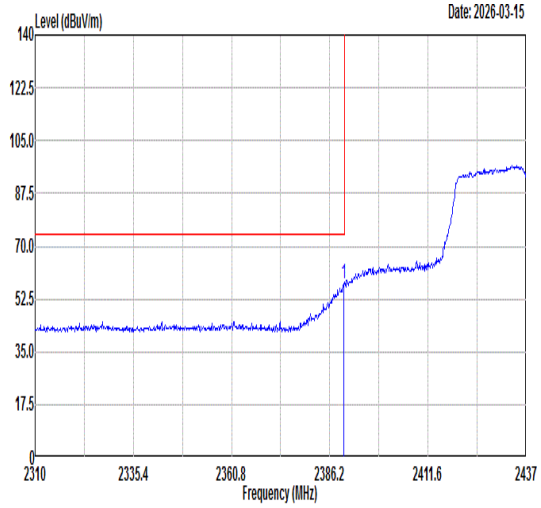 Freq Level Limit Line Margin (dB) Read Level Ant Factor Cable Loss Preamp Factor APos TPos Remark MHz dBuV/m dBuV/m dBuV dB/m dB dB cm deg 1 2389.76 57.73 74.00 -16.27 54.09 32.42 5.36 34.14 300 167 PEAK	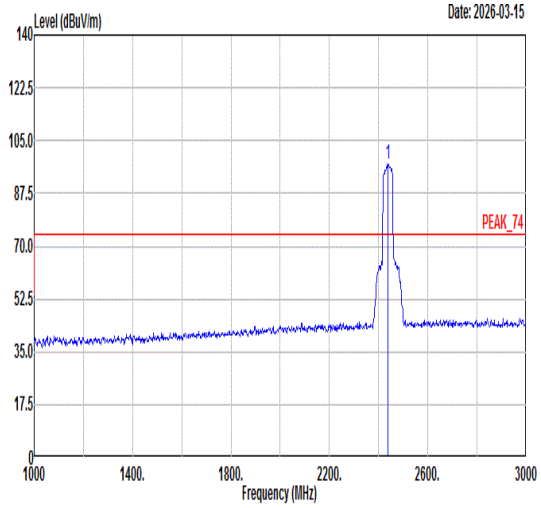 Freq Level Limit Line Margin (dB) Read Level Ant Factor Cable Loss Preamp Factor APos TPos Remark MHz dBuV/m dBuV/m dBuV dB/m dB dB cm deg 1 2437.00 97.37 ------ ------ 93.61 32.49 5.40 34.13 300 167 PEAK
Avg	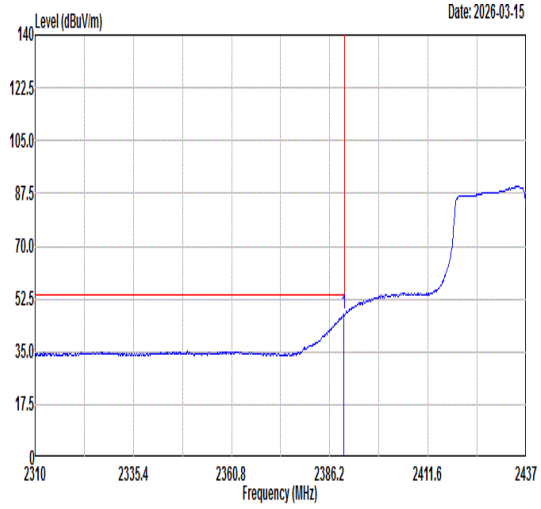 Freq Level Limit Line Margin (dB) Read Level Ant Factor Cable Loss Preamp Factor APos TPos Remark MHz dBuV/m dBuV/m dBuV dB/m dB dB cm deg 1 2389.88 47.31 54.00 -6.69 43.67 32.42 5.36 34.14 300 167 AVERAGE	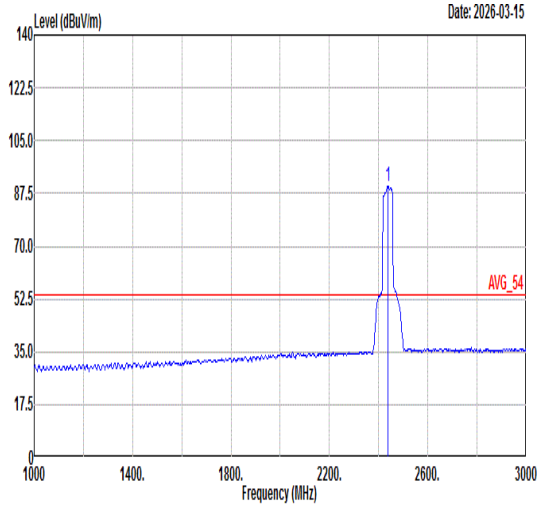 Freq Level Limit Line Margin (dB) Read Level Ant Factor Cable Loss Preamp Factor APos TPos Remark MHz dBuV/m dBuV/m dBuV dB/m dB dB cm deg 1 2437.00 89.86 ------ ------ 86.07 32.50 5.41 34.12 300 167 AVERAGE

Mode	19	
	Band Edge - R	
	2400-2483.5_802.11n HT40_CH06_Full RU _2437MHz	
ANT	1	
Pol.	Vertical	Fundamental
Peak	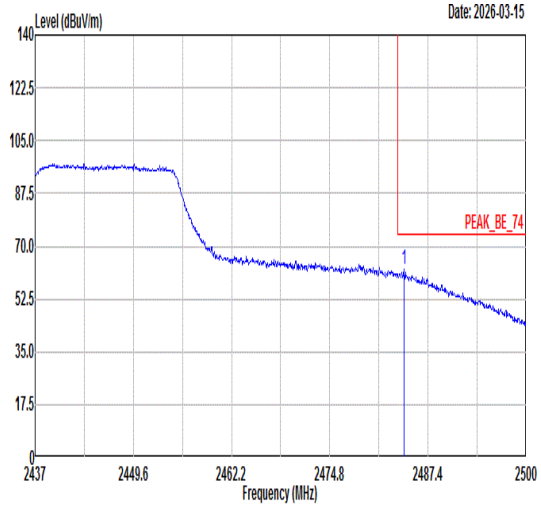 Freq Level Limit Line Margin (dB) Read Level Ant Factor Cable Loss Preamp Factor APos TPos Remark MHz dBuV/m dBuV/m dBuV dB/m dB dB cm deg 1 2484.38 62.28 74.00 -11.72 57.87 32.58 5.94 34.11 300 167 PEAK	Blank
Avg	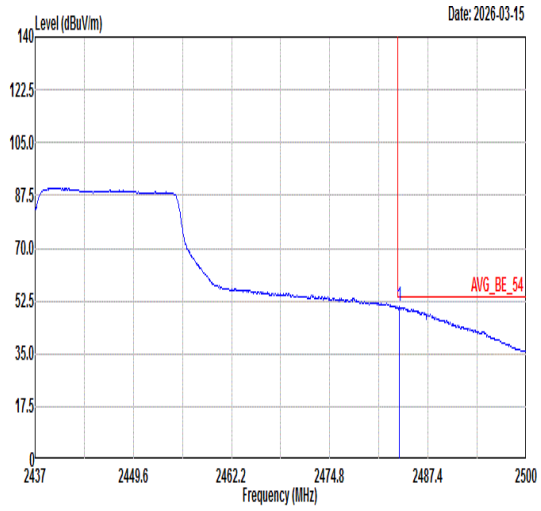 Freq Level Limit Line Margin (dB) Read Level Ant Factor Cable Loss Preamp Factor APos TPos Remark MHz dBuV/m dBuV/m dBuV dB/m dB dB cm deg 1 2483.68 50.50 54.00 -3.50 46.09 32.57 5.95 34.11 300 167 AVERAGE	Blank

Mode	19	
	Harmonic	
	2400-2483.5_802.11n HT40_CH06_Full RU _2437MHz	
ANT	1	
Pol.	Horizontal	Vertical
Peak Avg	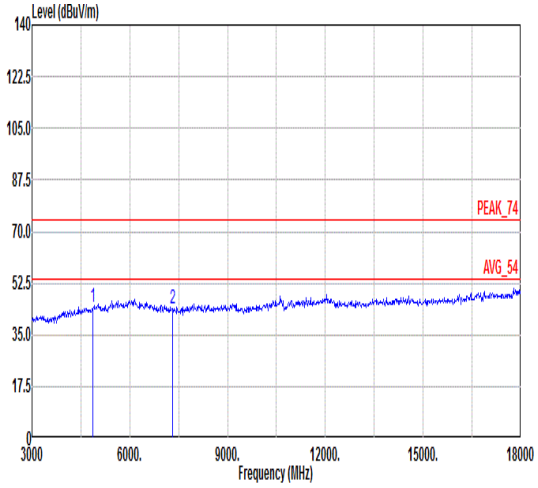 Freq Level Limit Line Margin Read Level Ant Factor Cable Loss Preamp Factor APos TPos Remark MHz dBuV/m dBuV/m dB dBuV dB/m dB dB cm deg 1 4874.00 44.48 74.00 -29.52 53.29 35.07 8.72 52.60 --- --- Peak 2 7311.00 43.67 74.00 -30.33 49.69 36.10 10.18 52.30 --- --- Peak	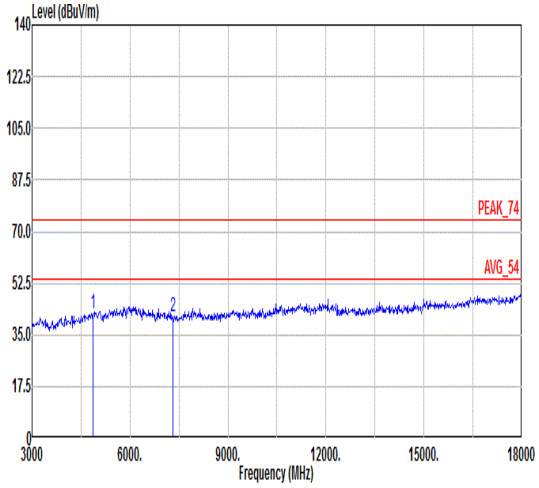 Freq Level Limit Line Margin Read Level Ant Factor Cable Loss Preamp Factor APos TPos Remark MHz dBuV/m dBuV/m dB dBuV dB/m dB dB cm deg 1 4874.00 42.45 74.00 -31.55 51.26 35.07 8.72 52.60 --- --- Peak 2 7311.00 41.12 74.00 -32.88 47.14 36.10 10.18 52.30 --- --- Peak

Mode	20	
	Band Edge - L	
	2400-2483.5_802.11n HT40_CH09_Full RU _2452MHz	
ANT	1	
Pol.	Horizontal	Fundamental
Peak	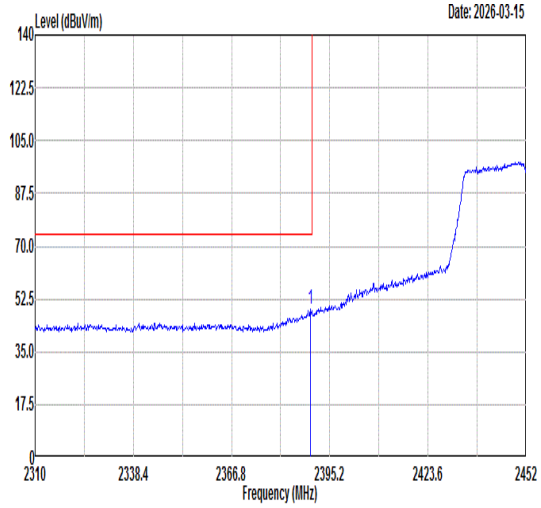 Freq Level Limit Line Margin (dB) Read Level Ant Factor Cable Loss Preamp Factor APos TPos Remark MHz dBuV/m dBuV/m dBuV dB/m dB dB cm deg 1 2389.52 48.93 74.00 -25.07 45.29 32.42 5.36 34.14 276 137 PEAK	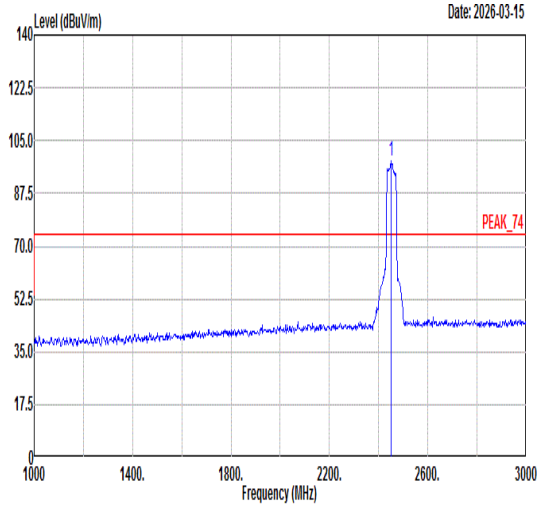 Freq Level Limit Line Margin (dB) Read Level Ant Factor Cable Loss Preamp Factor APos TPos Remark MHz dBuV/m dBuV/m dBuV dB/m dB dB cm deg 1 2452.00 98.09 ------ ------ 94.18 32.52 5.51 34.12 276 137 PEAK
Avg	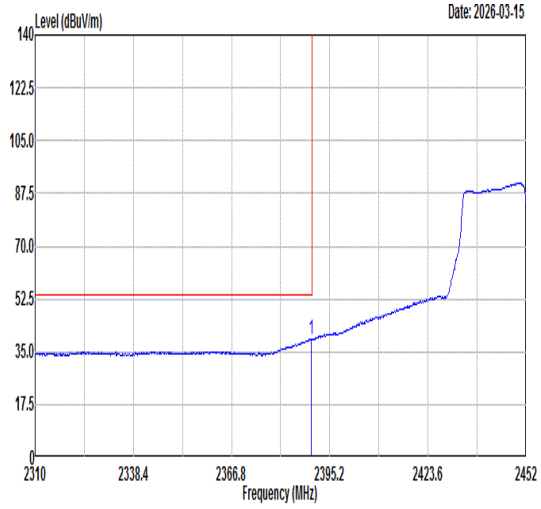 Freq Level Limit Line Margin (dB) Read Level Ant Factor Cable Loss Preamp Factor APos TPos Remark MHz dBuV/m dBuV/m dBuV dB/m dB dB cm deg 1 2389.95 39.17 54.00 -14.83 35.53 32.42 5.36 34.14 276 137 AVERAGE	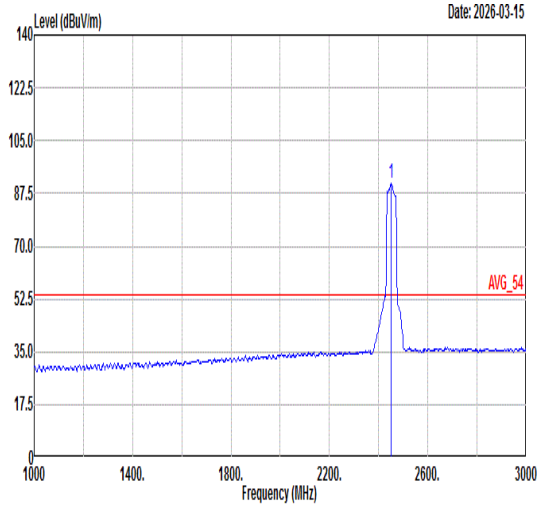 Freq Level Limit Line Margin (dB) Read Level Ant Factor Cable Loss Preamp Factor APos TPos Remark MHz dBuV/m dBuV/m dBuV dB/m dB dB cm deg 1 2452.00 90.70 ------ ------ 86.79 32.52 5.51 34.12 276 137 AVERAGE

Mode	20	
	Band Edge - R	
	2400-2483.5_802.11n HT40_CH09_Full RU _2452MHz	
ANT	1	
Pol.	Horizontal	Fundamental
Peak	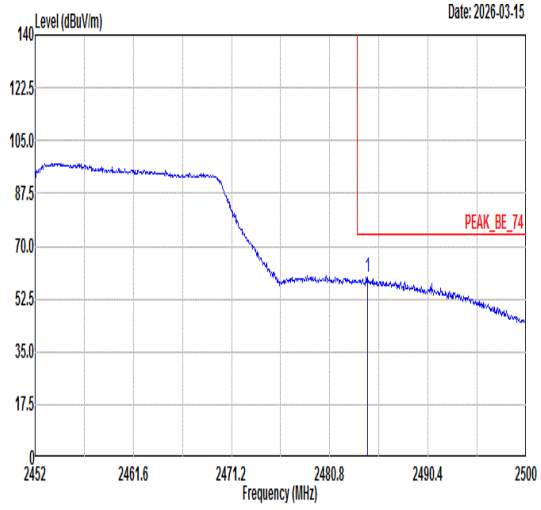 Freq Level Limit Line Margin (dB) Read Level Ant Factor Cable Loss Preamp Factor APos TPos Remark MHz dBuV/m dBuV/m dBuV dB/m dB dB cm deg 1 2484.50 59.66 74.00 -14.34 55.25 32.58 5.94 34.11 276 137 PEAK	Blank
Avg	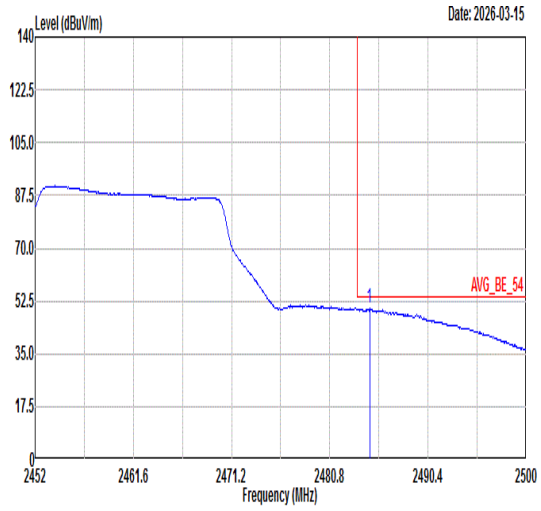 Freq Level Limit Line Margin (dB) Read Level Ant Factor Cable Loss Preamp Factor APos TPos Remark MHz dBuV/m dBuV/m dBuV dB/m dB dB cm deg 1 2484.69 50.10 54.00 -3.90 45.69 32.58 5.94 34.11 276 137 AVERAGE	Blank

Mode	20	
	Band Edge - L	
	2400-2483.5_802.11n HT40_CH09_Full RU _2452MHz	
ANT	1	
Pol.	Vertical	Fundamental
Peak	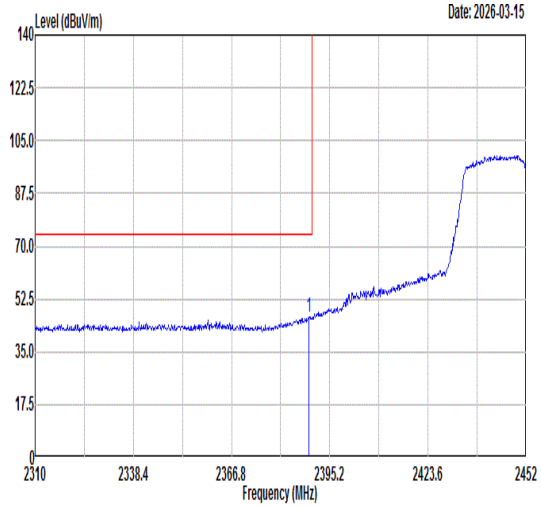 Freq Level Limit Line Margin (dB) Read Level Ant Factor Cable Loss Preamp Factor APos TPos Remark MHz dBuV/m dBuV/m dBuV dB/m dB dB cm deg 1 2389.24 46.40 74.00 -27.60 42.76 32.42 5.36 34.14 273 199 PEAK	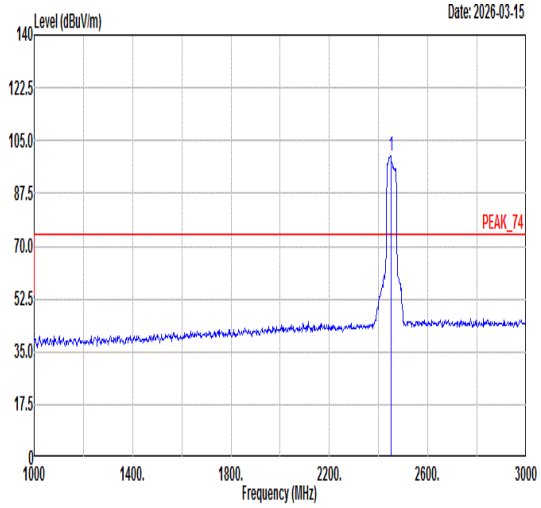 Freq Level Limit Line Margin (dB) Read Level Ant Factor Cable Loss Preamp Factor APos TPos Remark MHz dBuV/m dBuV/m dBuV dB/m dB dB cm deg 1 2452.00 100.05 ------ ------ 96.20 32.51 5.46 34.12 273 199 PEAK
Avg	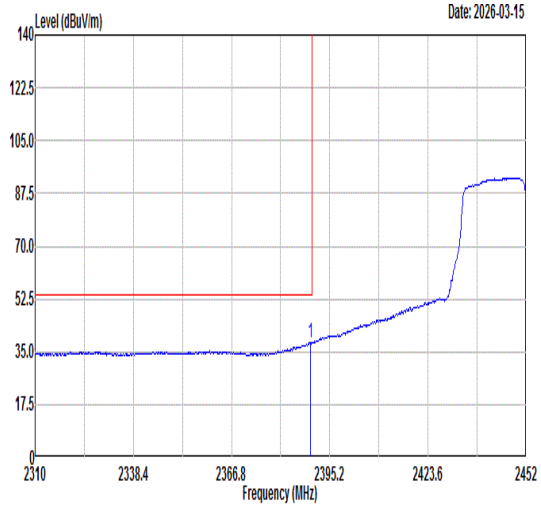 Freq Level Limit Line Margin (dB) Read Level Ant Factor Cable Loss Preamp Factor APos TPos Remark MHz dBuV/m dBuV/m dBuV dB/m dB dB cm deg 1 2389.66 37.97 54.00 -16.03 34.33 32.42 5.36 34.14 273 199 AVERAGE	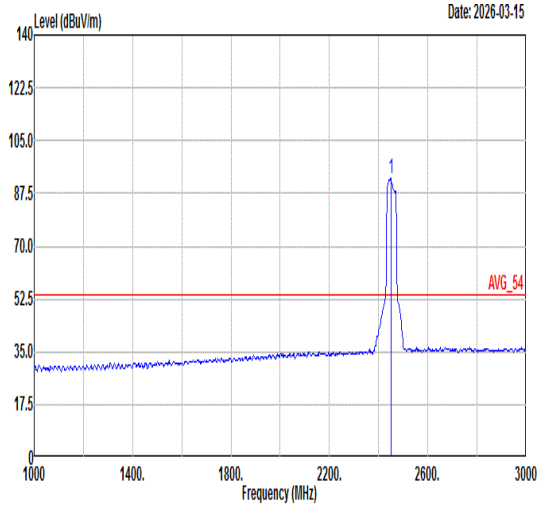 Freq Level Limit Line Margin (dB) Read Level Ant Factor Cable Loss Preamp Factor APos TPos Remark MHz dBuV/m dBuV/m dBuV dB/m dB dB cm deg 1 2452.00 92.37 ------ ------ 88.49 32.52 5.48 34.12 273 199 AVERAGE

Mode	20	
	Band Edge - R	
	2400-2483.5_802.11n HT40_CH09_Full RU _2452MHz	
ANT	1	
Pol.	Vertical	Fundamental
Peak	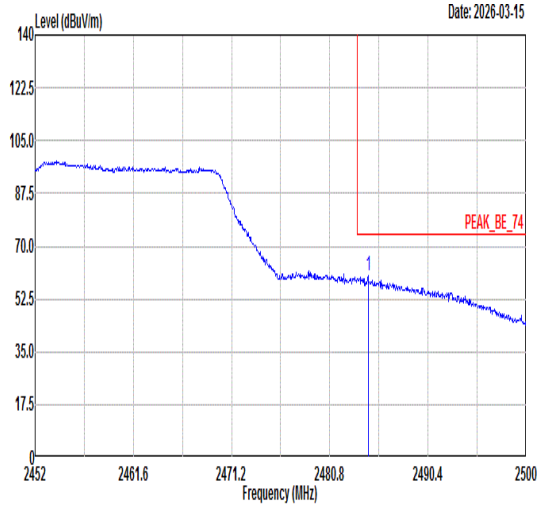 Freq Level Limit Line Margin (dB) Read Level Ant Factor Cable Loss Preamp Factor APos TPos Remark MHz dBuV/m dBuV/m dBuV dB/m dB dB cm deg 1 2484.54 60.10 74.00 -13.90 55.69 32.58 5.94 34.11 273 199 PEAK	Blank
Avg	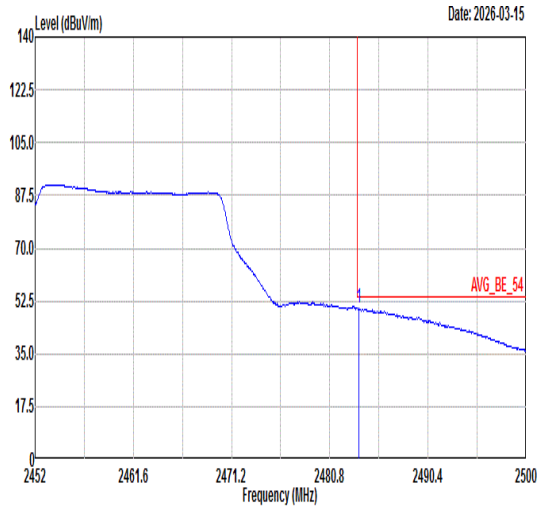 Freq Level Limit Line Margin (dB) Read Level Ant Factor Cable Loss Preamp Factor APos TPos Remark MHz dBuV/m dBuV/m dBuV dB/m dB dB cm deg 1 2483.63 49.93 54.00 -4.07 45.52 32.57 5.95 34.11 273 199 AVERAGE	Blank

Mode	20	
	Harmonic	
	2400-2483.5_802.11n HT40_CH09_Full RU _2452MHz	
ANT	1	
Pol.	Horizontal	Vertical
Peak Avg	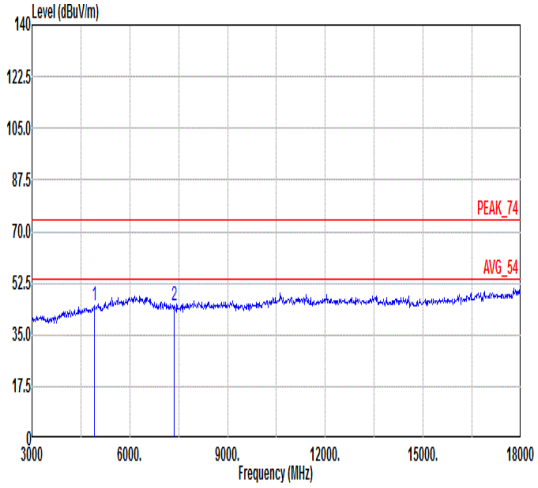 Freq Level Limit Line Margin Read Level Ant Factor Cable Loss Preamp Factor APos TPos Remark MHz dBuV/m dBuV/m dB dBuV dB/m dB dB cm deg 1 4904.00 45.12 74.00 -28.88 53.90 35.10 8.63 52.51 --- --- Peak 2 7356.00 44.76 74.00 -29.24 50.78 36.10 10.18 52.30 --- --- Peak	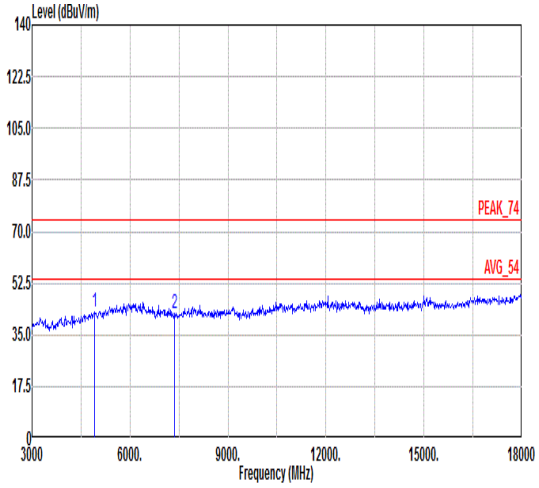 Freq Level Limit Line Margin Read Level Ant Factor Cable Loss Preamp Factor APos TPos Remark MHz dBuV/m dBuV/m dB dBuV dB/m dB dB cm deg 1 4904.00 42.84 74.00 -31.16 51.62 35.10 8.63 52.51 --- --- Peak 2 7356.00 42.30 74.00 -31.70 48.32 36.10 10.18 52.30 --- --- Peak

Mode	21	
	LF	
	2400-2483.5_802.11n HT20 LF_CH11_Full RU _2462MHz	
ANT	1	
Pol.	Horizontal	Vertical
QP/ Peak	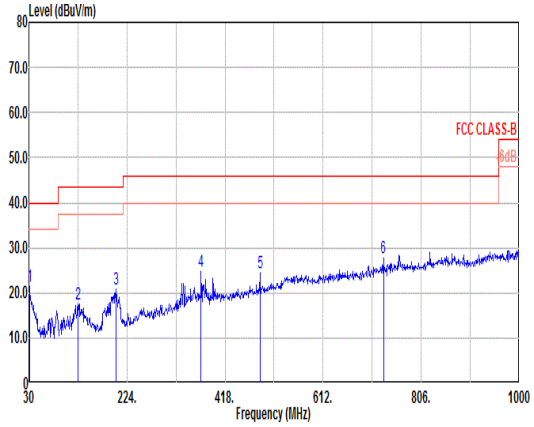	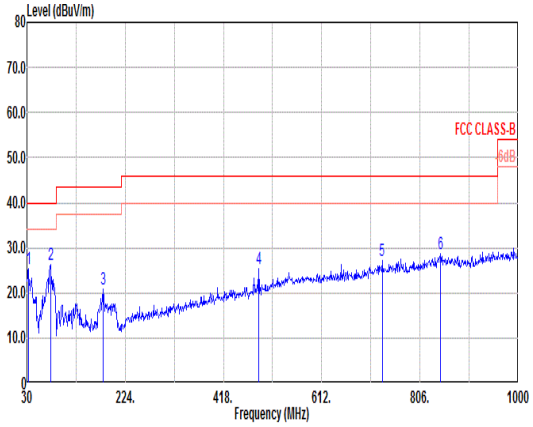

	Freq	Level	Limit Line	Margin	Read Level	Ant Factor	Cable Loss	Preamp Factor	APos	TPos	Remark
	MHz	dBuV/m	dBuV/m	dB	dBuV	dB/m	dB	dB	cm	deg	
1	30.97	21.33	40.00	-18.67	27.61	24.72	0.54	31.54	---	---	Peak
2	127.00	17.59	43.50	-25.91	30.19	17.90	1.15	31.65	---	---	Peak
3	201.69	20.73	43.50	-22.77	35.74	15.05	1.44	31.50	---	---	Peak
4	370.47	24.66	46.00	-21.34	32.91	21.14	2.03	31.42	---	---	Peak
5	486.87	24.50	46.00	-21.50	29.49	24.01	2.30	31.30	---	---	Peak
6	731.31	27.76	46.00	-18.24	27.81	28.17	2.82	31.04	---	---	Peak

	Freq	Level	Limit Line	Margin	Read Level	Ant Factor	Cable Loss	Preamp Factor	APos	TPos	Remark
	MHz	dBuV/m	dBuV/m	dB	dBuV	dB/m	dB	dB	cm	deg	
1	32.91	25.40	40.00	-14.60	32.72	23.75	0.55	31.62	---	---	Peak
2	76.56	26.25	40.00	-13.75	43.87	13.14	0.87	31.63	---	---	Peak
3	180.35	20.75	43.50	-22.75	35.78	15.14	1.37	31.54	---	---	Peak
4	486.87	25.21	46.00	-20.79	30.20	24.01	2.30	31.30	---	---	Peak
5	731.31	27.09	46.00	-18.91	27.14	28.17	2.82	31.04	---	---	Peak
6	846.74	28.64	46.00	-17.36	27.74	28.91	3.04	31.05	---	---	Peak

Mode	24	
	Band Edge - L	
	2400-2483.5_802.11n HT40_CH08_Full RU _2447MHz	
ANT	1	
Pol.	Horizontal	Fundamental
Peak	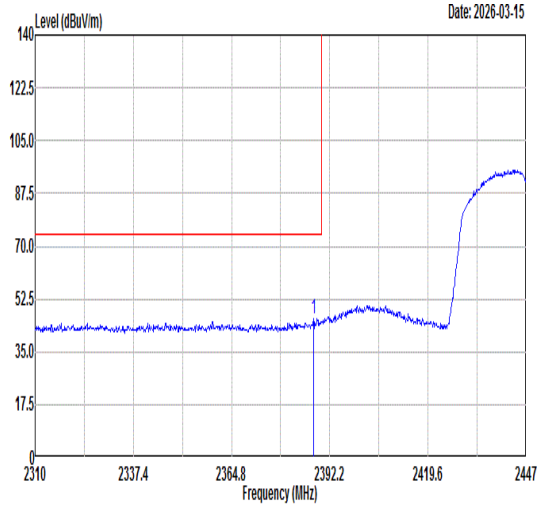 Freq Level Limit Line Margin (dB) Read Level Ant Factor Cable Loss Preamp Factor APos TPos Remark MHz dBuV/m dBuV/m dBuV dB/m dB dB cm deg 1 2387.68 46.08 74.00 -27.92 42.44 32.42 5.36 34.14 372 64 PEAK	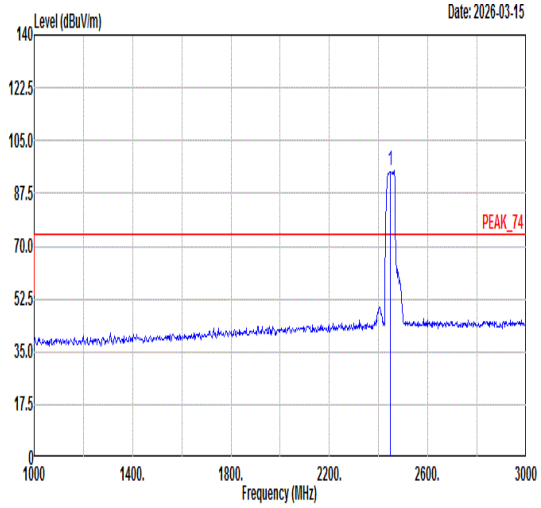 Freq Level Limit Line Margin (dB) Read Level Ant Factor Cable Loss Preamp Factor APos TPos Remark MHz dBuV/m dBuV/m dBuV dB/m dB dB cm deg 1 2447.00 95.15 ------ ------ 91.02 32.54 5.70 34.11 372 64 PEAK
Avg	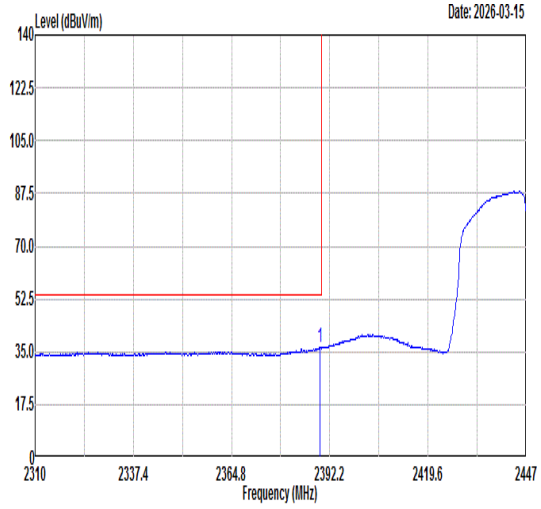 Freq Level Limit Line Margin (dB) Read Level Ant Factor Cable Loss Preamp Factor APos TPos Remark MHz dBuV/m dBuV/m dBuV dB/m dB dB cm deg 1 2389.46 36.40 54.00 -17.60 32.76 32.42 5.36 34.14 372 64 AVERAGE	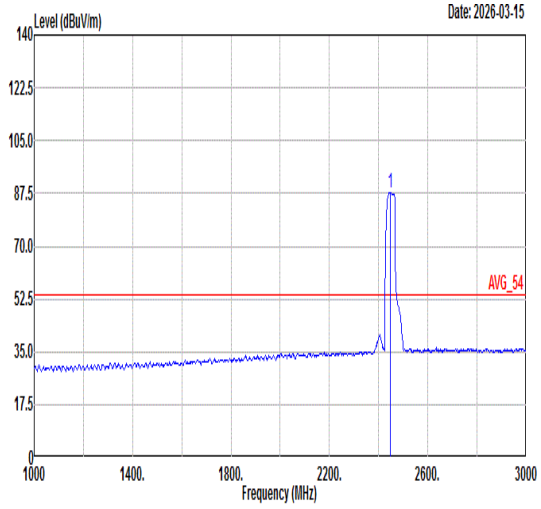 Freq Level Limit Line Margin (dB) Read Level Ant Factor Cable Loss Preamp Factor APos TPos Remark MHz dBuV/m dBuV/m dBuV dB/m dB dB cm deg 1 2447.00 87.93 ------ ------ 84.08 32.51 5.46 34.12 372 64 AVERAGE

Mode	24	
	Band Edge - R	
	2400-2483.5_802.11n HT40_CH08_Full RU _2447MHz	
ANT	1	
Pol.	Horizontal	Fundamental
Peak	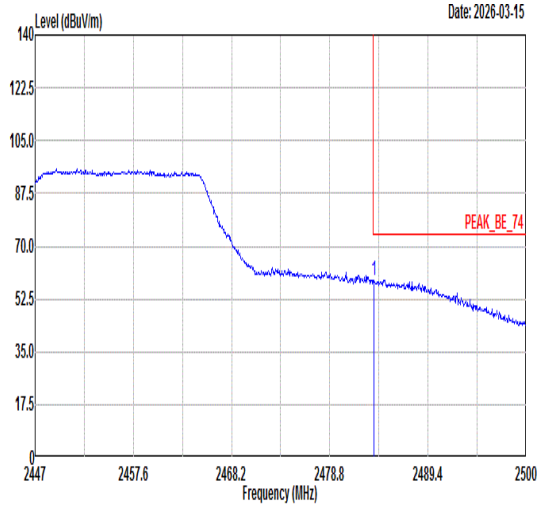 Freq Level Limit Line Margin (dB) Read Level Ant Factor Cable Loss Preamp Factor APos TPos Remark MHz dBuV/m dBuV/m dBuV dB/m dB dB cm deg 1 2483.57 58.63 74.00 -15.37 54.22 32.57 5.95 34.11 372 64 PEAK	Blank
Avg	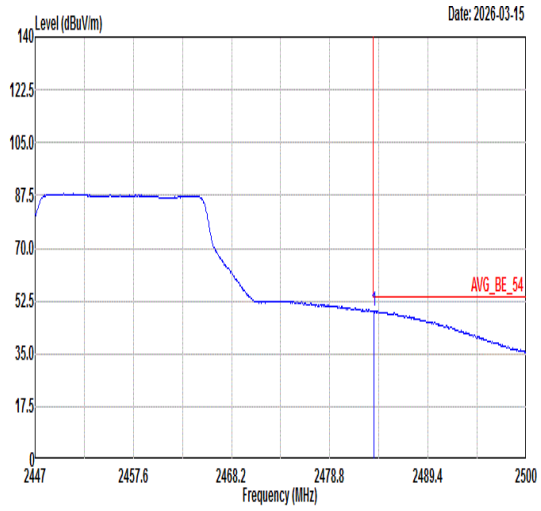 Freq Level Limit Line Margin (dB) Read Level Ant Factor Cable Loss Preamp Factor APos TPos Remark MHz dBuV/m dBuV/m dBuV dB/m dB dB cm deg 1 2483.57 49.06 54.00 -4.94 44.65 32.57 5.95 34.11 372 64 AVERAGE	Blank

Mode	24	
	Band Edge - L	
	2400-2483.5_802.11n HT40_CH08_Full RU _2447MHz	
ANT	1	
Pol.	Vertical	Fundamental
Peak	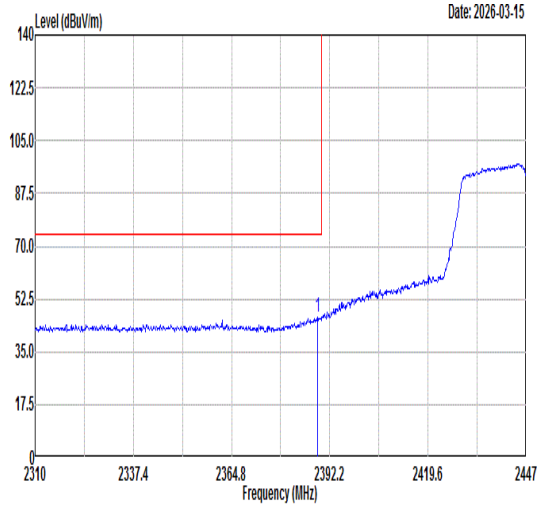 Freq Level Limit Line Margin (dB) Read Level Ant Factor Cable Loss Preamp Factor APos TPos Remark 1 2388.78 46.35 74.00 -27.65 42.71 32.42 5.36 34.14 300 169 PEAK	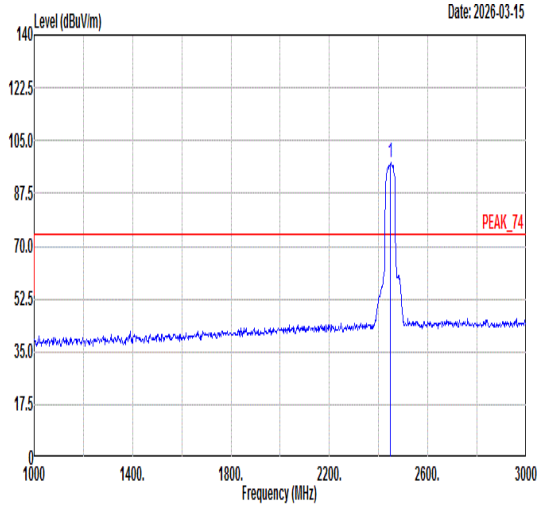 Freq Level Limit Line Margin (dB) Read Level Ant Factor Cable Loss Preamp Factor APos TPos Remark 1 2447.00 97.54 ------ ------ 93.60 32.52 5.54 34.12 300 169 PEAK
Avg	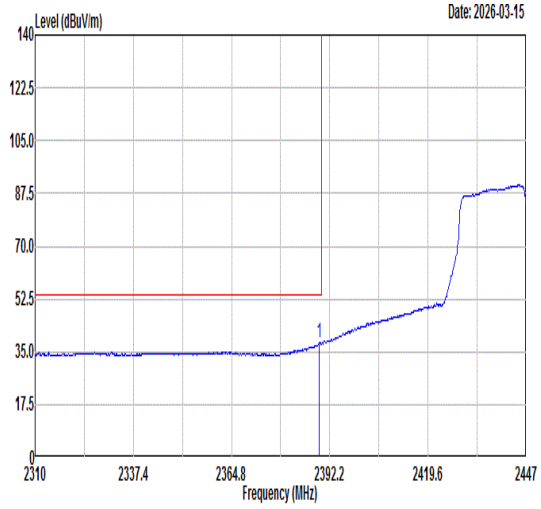 Freq Level Limit Line Margin (dB) Read Level Ant Factor Cable Loss Preamp Factor APos TPos Remark 1 2389.32 38.09 54.00 -15.91 34.45 32.42 5.36 34.14 300 169 AVERAGE	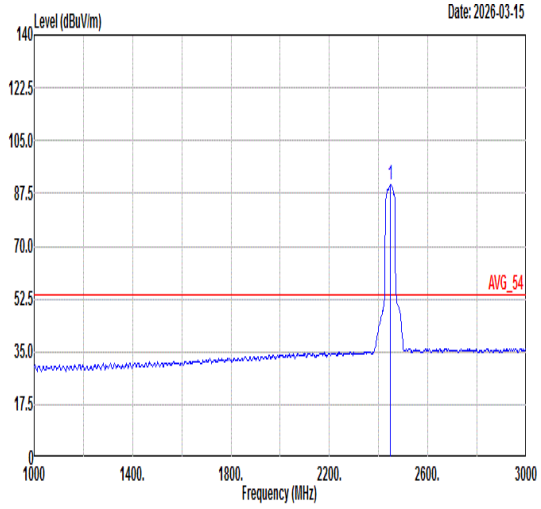 Freq Level Limit Line Margin (dB) Read Level Ant Factor Cable Loss Preamp Factor APos TPos Remark 1 2447.00 90.52 ------ ------ 86.61 32.52 5.51 34.12 300 169 AVERAGE

Mode	24	
	Band Edge - R	
	2400-2483.5_802.11n HT40_CH08_Full RU _2447MHz	
ANT	1	
Pol.	Vertical	Fundamental
Peak	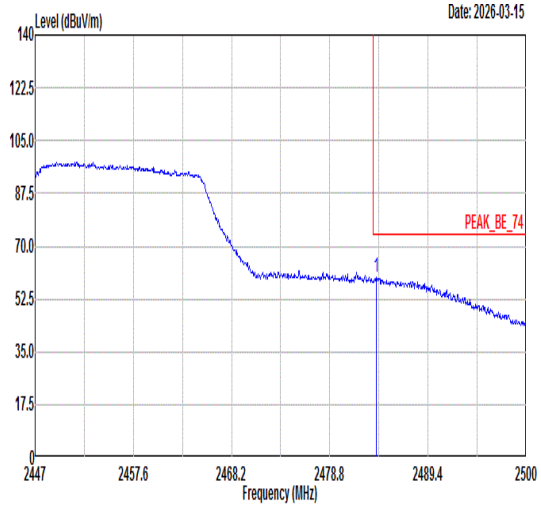 Freq Level Limit Line Margin (dB) Read Level Ant Factor Cable Loss Preamp Factor APos TPos Remark MHz dBuV/m dBuV/m dBuV dB/m dB dB cm deg 1 2483.78 59.46 74.00 -14.54 55.05 32.57 5.95 34.11 300 169 PEAK	Blank
Avg	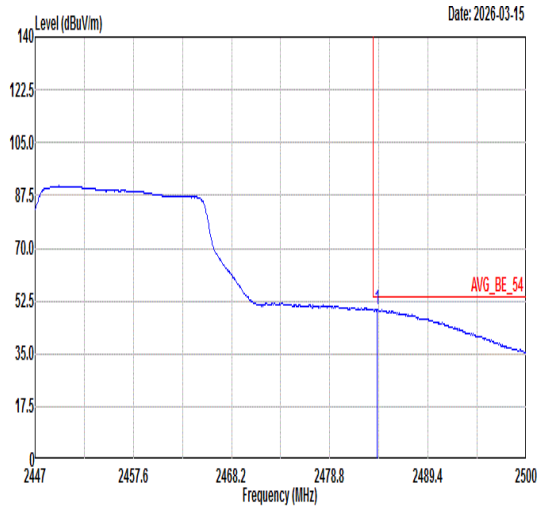 Freq Level Limit Line Margin (dB) Read Level Ant Factor Cable Loss Preamp Factor APos TPos Remark MHz dBuV/m dBuV/m dBuV dB/m dB dB cm deg 1 2483.89 49.87 54.00 -4.13 45.47 32.57 5.94 34.11 300 169 AVERAGE	Blank

Mode	25	
	Band Edge - L	
	2400-2483.5_802.11n HT40_CH07_Full RU _2442MHz	
ANT	1	
Pol.	Horizontal	Fundamental
Peak	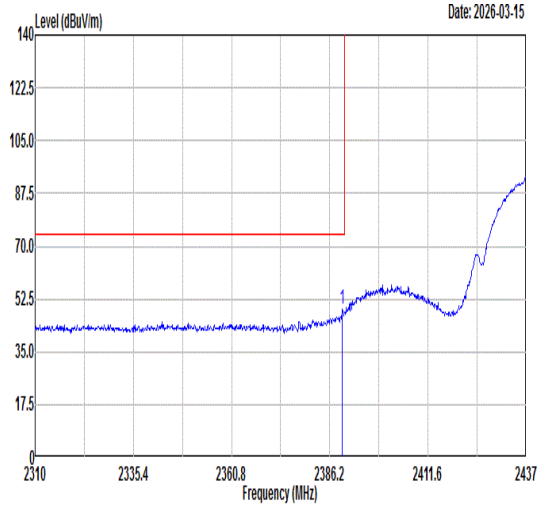 Freq Level Limit Line Margin (dB) Read Level Ant Factor Cable Loss Preamp Factor APos TPos Remark MHz dBuV/m dBuV/m dBuV dB/m dB dB cm deg 1 2389.50 48.96 74.00 -25.04 45.32 32.42 5.36 34.14 371 65 PEAK	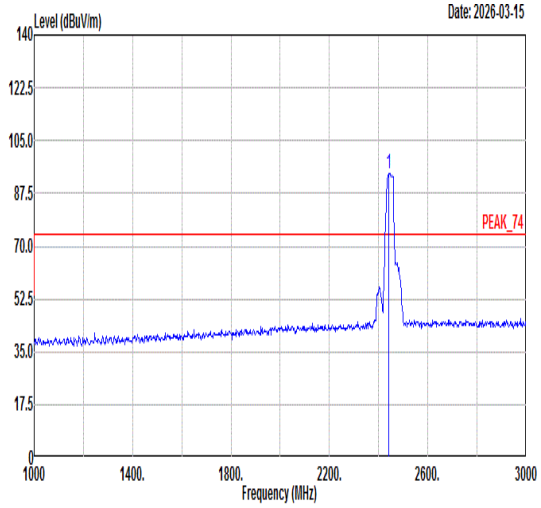 Freq Level Limit Line Margin (dB) Read Level Ant Factor Cable Loss Preamp Factor APos TPos Remark MHz dBuV/m dBuV/m dBuV dB/m dB dB cm deg 1 2442.00 94.22 ------ ------ 90.43 32.50 5.41 34.12 371 65 PEAK
Avg	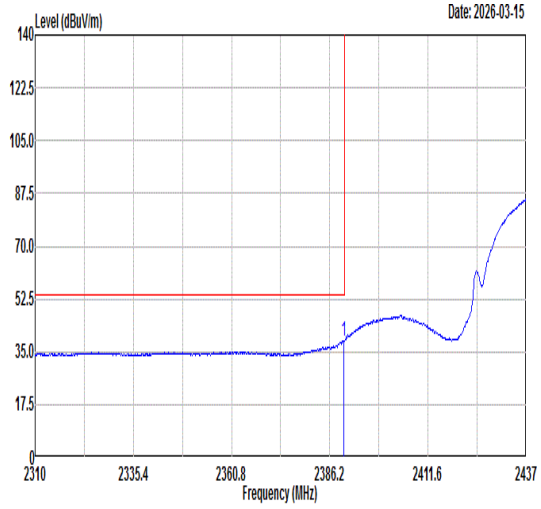 Freq Level Limit Line Margin (dB) Read Level Ant Factor Cable Loss Preamp Factor APos TPos Remark MHz dBuV/m dBuV/m dBuV dB/m dB dB cm deg 1 2389.88 38.58 54.00 -15.42 34.94 32.42 5.36 34.14 371 65 AVERAGE	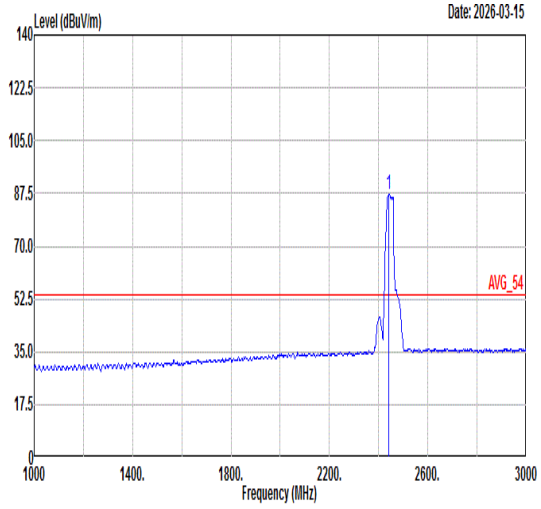 Freq Level Limit Line Margin (dB) Read Level Ant Factor Cable Loss Preamp Factor APos TPos Remark MHz dBuV/m dBuV/m dBuV dB/m dB dB cm deg 1 2442.00 87.16 ------ ------ 83.37 32.50 5.41 34.12 371 65 AVERAGE

Mode	25	
	Band Edge - R	
	2400-2483.5_802.11n HT40_CH07_Full RU _2442MHz	
ANT	1	
Pol.	Horizontal	Fundamental
Peak	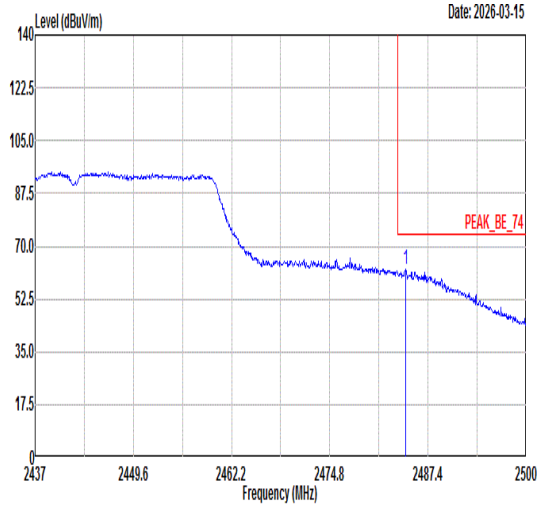 Freq Level Limit Line Margin (dB) Read Level Ant Factor Cable Loss Preamp Factor APos TPos Remark MHz dBuV/m dBuV/m dBuV dB/m dB dB cm deg 1 2484.50 62.38 74.00 -11.62 57.97 32.58 5.94 34.11 371 65 PEAK	Blank
Avg	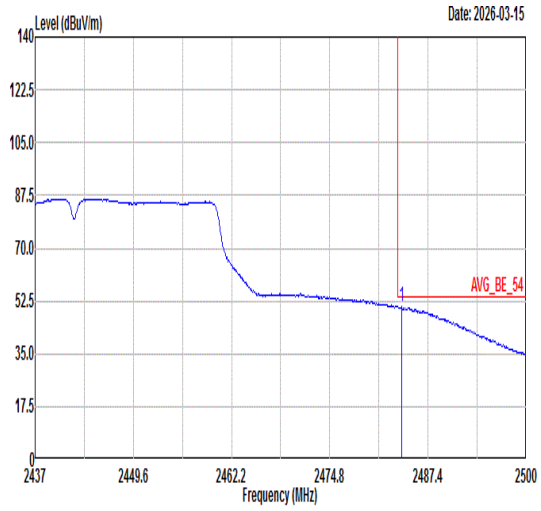 Freq Level Limit Line Margin (dB) Read Level Ant Factor Cable Loss Preamp Factor APos TPos Remark MHz dBuV/m dBuV/m dBuV dB/m dB dB cm deg 1 2484.00 50.51 54.00 -3.49 46.11 32.57 5.94 34.11 371 65 AVERAGE	Blank

Mode	25	
	Band Edge - L	
	2400-2483.5_802.11n HT40_CH07_Full RU _2442MHz	
ANT	1	
Pol.	Vertical	Fundamental
Peak	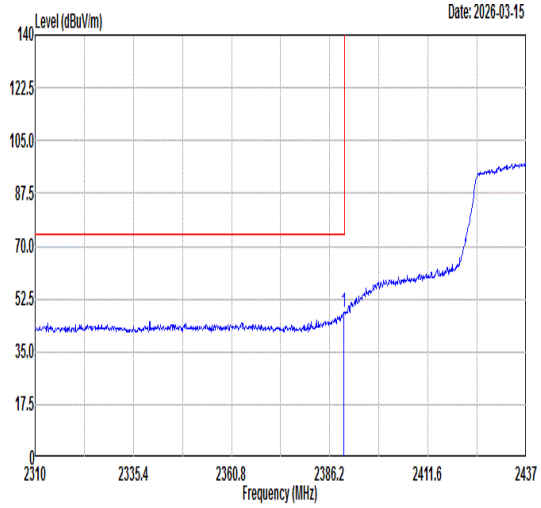 Freq Level Limit Line Margin (dB) Read Level Ant Factor Cable Loss Preamp Factor APos TPos Remark 1 2389.88 47.83 74.00 -26.17 44.19 32.42 5.36 34.14 312 157 PEAK	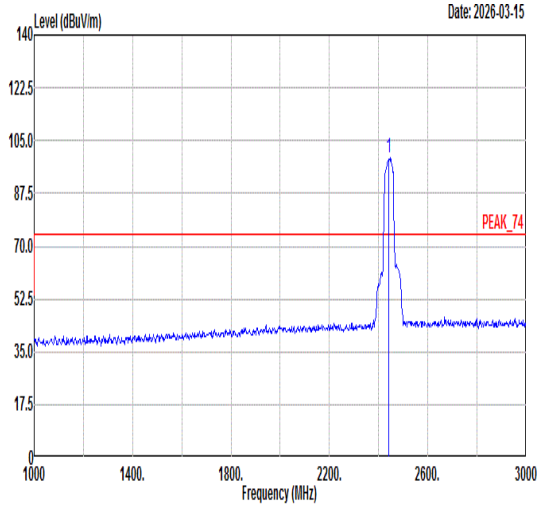 Freq Level Limit Line Margin (dB) Read Level Ant Factor Cable Loss Preamp Factor APos TPos Remark 1 2442.00 99.15 ------ ------ 95.30 32.51 5.46 34.12 312 157 PEAK
Avg	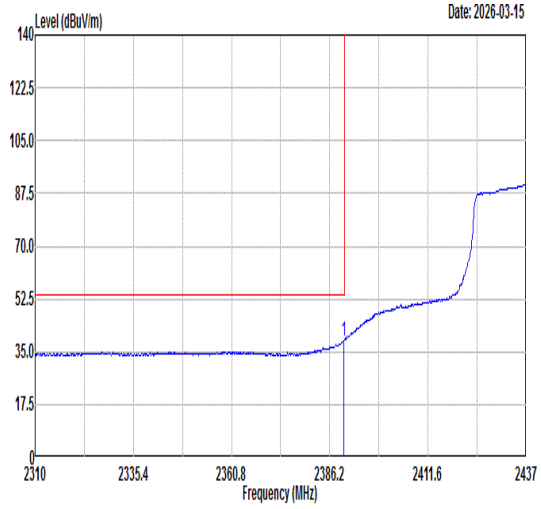 Freq Level Limit Line Margin (dB) Read Level Ant Factor Cable Loss Preamp Factor APos TPos Remark 1 2389.88 38.77 54.00 -15.23 35.13 32.42 5.36 34.14 312 157 AVERAGE	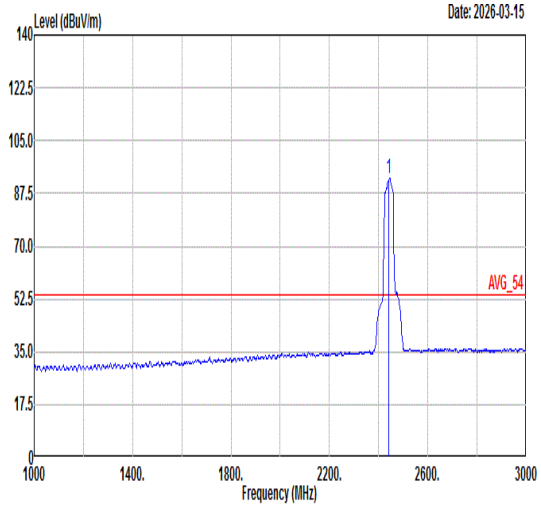 Freq Level Limit Line Margin (dB) Read Level Ant Factor Cable Loss Preamp Factor APos TPos Remark 1 2442.00 92.50 ------ ------ 88.68 32.51 5.43 34.12 312 157 AVERAGE

Mode	25	
	Band Edge - R	
	2400-2483.5_802.11n HT40_CH07_Full RU _2442MHz	
ANT	1	
Pol.	Vertical	Fundamental
Peak	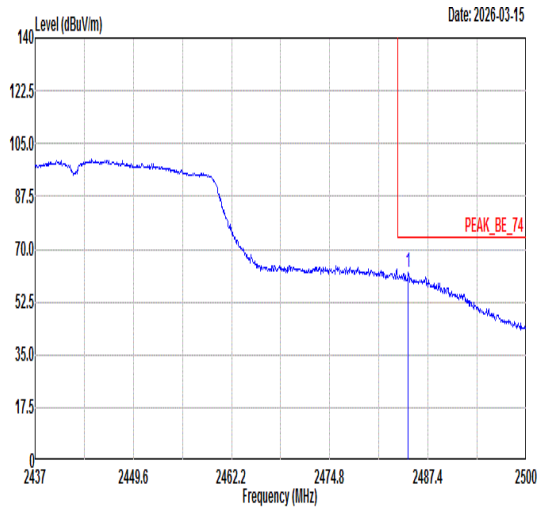 Freq Level Limit Line Margin (dB) Read Level Ant Factor Cable Loss Preamp Factor APos TPos Remark MHz dBuV/m dBuV/m dBuV dB/m dB dB cm deg 1 2484.88 62.50 74.00 -11.50 58.09 32.58 5.94 34.11 312 157 PEAK	Blank
Avg	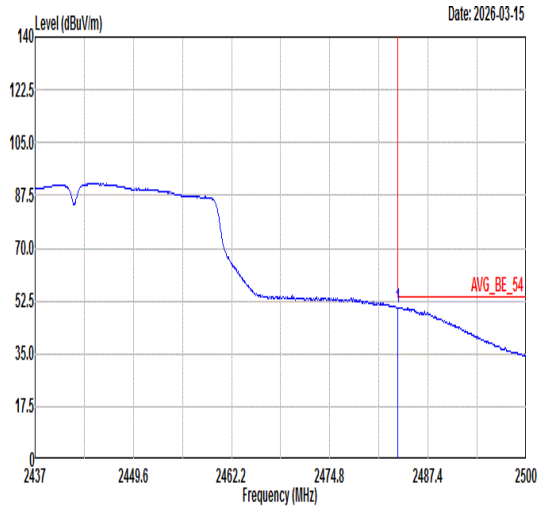 Freq Level Limit Line Margin (dB) Read Level Ant Factor Cable Loss Preamp Factor APos TPos Remark MHz dBuV/m dBuV/m dBuV dB/m dB dB cm deg 1 2483.56 50.39 54.00 -3.61 45.98 32.57 5.95 34.11 312 157 AVERAGE	Blank

Appendix D. Duty Cycle Plots

Band	Duty Cycle(%)	T(ms)	1/T(kHz)	VBW Setting
802.11b	99.20	-	-	10Hz
802.11g	98.56	-	-	10Hz
802.11n HT20	97.95	1.910	0.524	1KHz
802.11n HT40	94.95	0.940	1.064	3KHz

802.11b

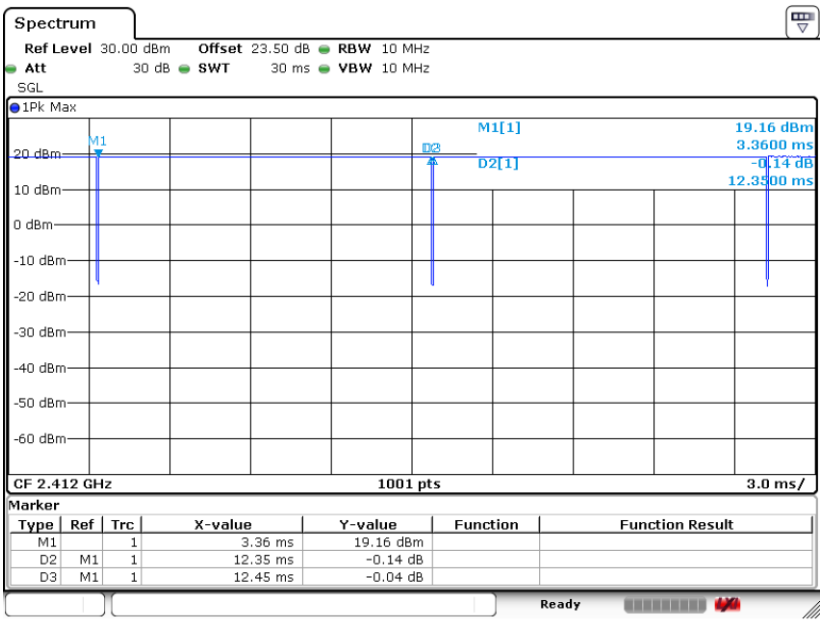

802.11g

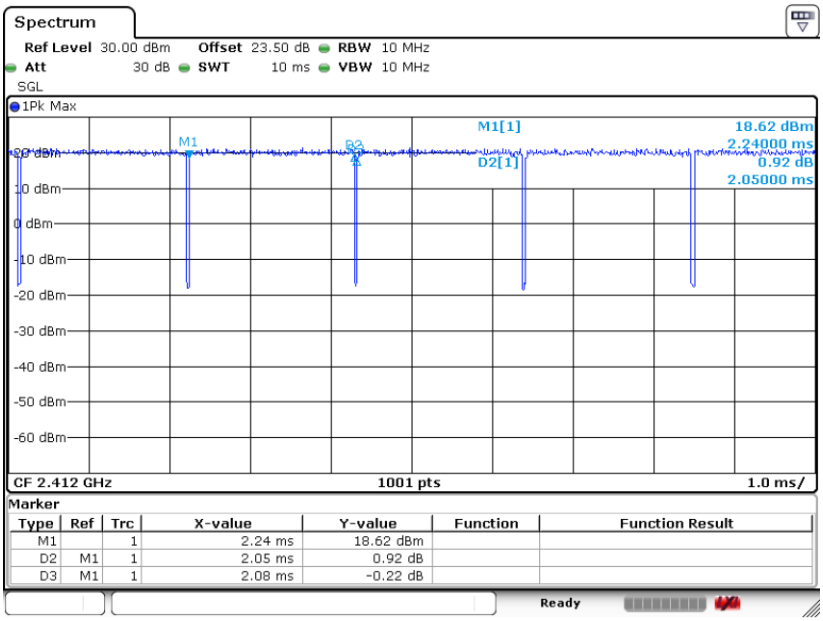

802.11n HT20

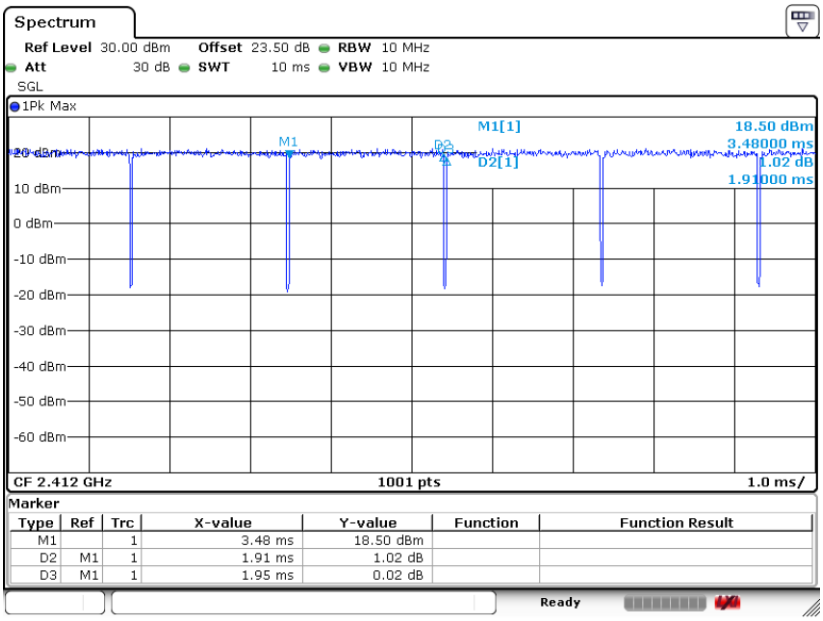

802.11n HT40

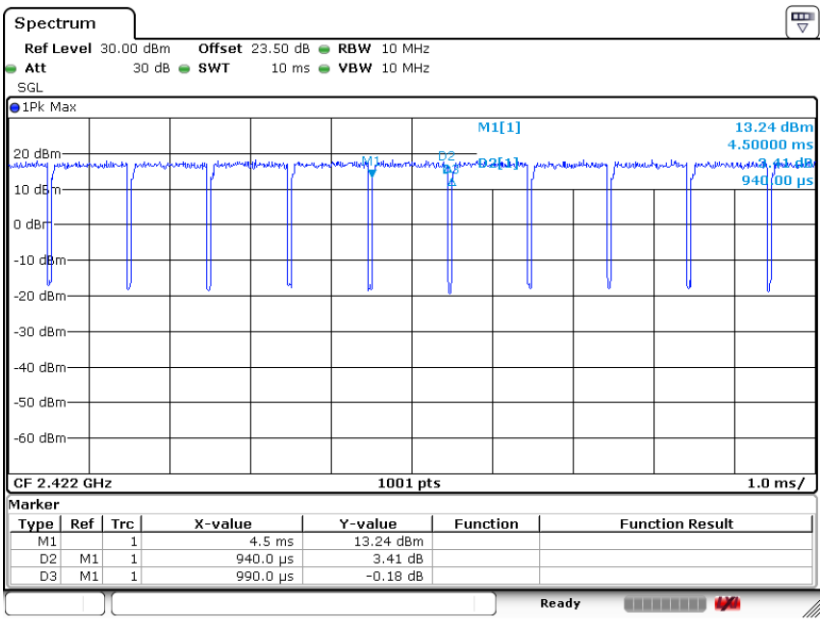
Spectrum
Ref Level 30.00 dBm Offset 23.50 dB RBW 10 MHz
Att 30 dB SWT 10 ms VBW 10 MHz
SGL
1Pk Max
M1[1] 13.24 dBm
4.50000 ms
D2[1] 3.41 dB
940.00 µs
20 dBm
10 dBm
0 dBm
-10 dBm
-20 dBm
-30 dBm
-40 dBm
-50 dBm
-60 dBm
CF 2.422 GHz
1001 pts
1.0 ms/
Marker
Type Ref Trc X-value Y-value Function Function Result
M1 1 4.5 ms 13.24 dBm
D2 M1 1 940.0 µs 3.41 dB
D3 M1 1 990.0 µs -0.18 dB
Ready