Mode	19	
	Band Edge - L	
	U-NII-1_5.15-5.25_802.11n HT40_CH38_5190MHz	
ANT	1	
Pol.	Vertical	Fundamental
Peak	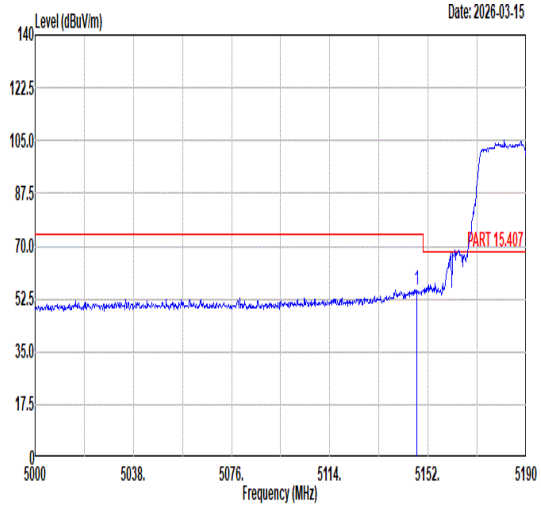 Freq Level Limit Line Margin (dB) Read Level Ant Factor Cable Loss Preamp Factor APos TPos Remark 1 5147.63 55.62 74.00 -18.38 41.87 35.86 10.52 32.63 211 93 PEAK	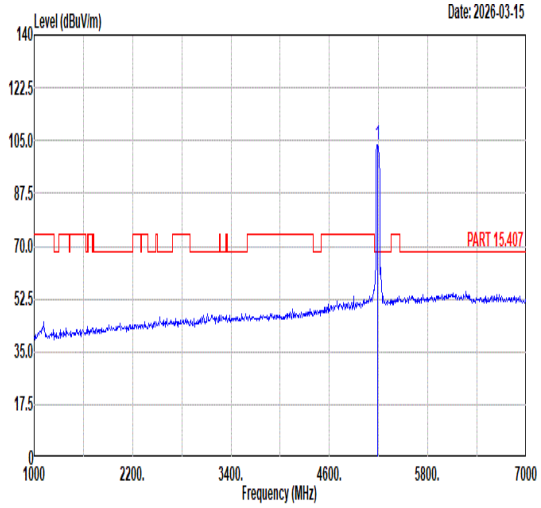 Freq Level Limit Line Margin (dB) Read Level Ant Factor Cable Loss Preamp Factor APos TPos Remark 1 5190.00 103.74 ------ ------ 90.07 35.88 10.43 32.64 211 93 PEAK
Avg	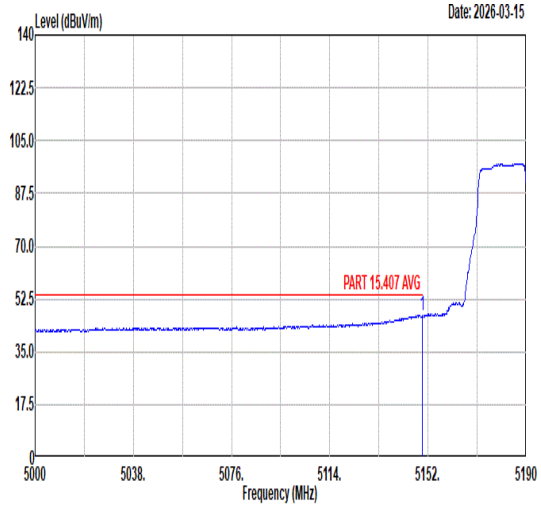 Freq Level Limit Line Margin (dB) Read Level Ant Factor Cable Loss Preamp Factor APos TPos Remark 1 5149.91 47.13 54.00 -6.87 33.39 35.86 10.51 32.63 211 93 AVERAGE	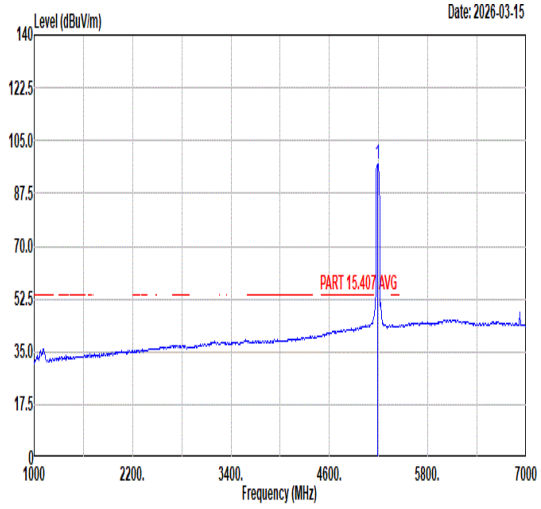 Freq Level Limit Line Margin (dB) Read Level Ant Factor Cable Loss Preamp Factor APos TPos Remark 1 5190.00 97.27 ------ ------ 83.60 35.88 10.43 32.64 211 93 AVERAGE

Mode	19	
	Band Edge - R	
	U-NII-1_5.15-5.25_802.11n HT40_CH38_5190MHz	
ANT	1	
Pol.	Vertical	Fundamental
Peak	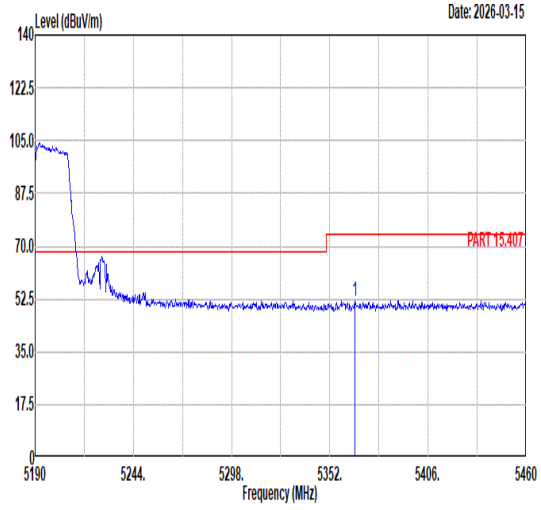 Freq Level Limit Line Margin (dB) Read Level Ant Factor Cable Loss Preamp Factor APos TPos Remark MHz dBuV/m dBuV/m dBuV dB/m dB dB cm deg 1 5365.77 51.94 74.00 -22.06 38.12 35.95 10.54 32.67 211 93 PEAK	Blank
Avg	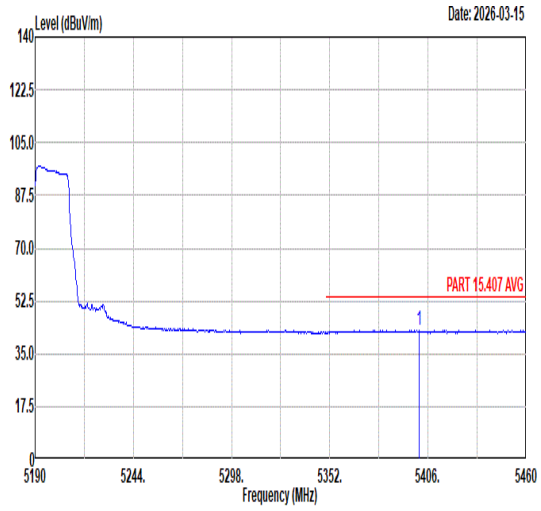 Freq Level Limit Line Margin (dB) Read Level Ant Factor Cable Loss Preamp Factor APos TPos Remark MHz dBuV/m dBuV/m dBuV dB/m dB dB cm deg 1 5401.14 42.76 54.00 -11.24 28.98 35.96 10.50 32.68 211 93 AVERAGE	Blank

Mode	19	
	Harmonic	
	U-NII-1_5.15-5.25_802.11n HT40_CH38_5190MHz	
ANT	1	
Pol.	Horizontal	Vertical
Peak Avg	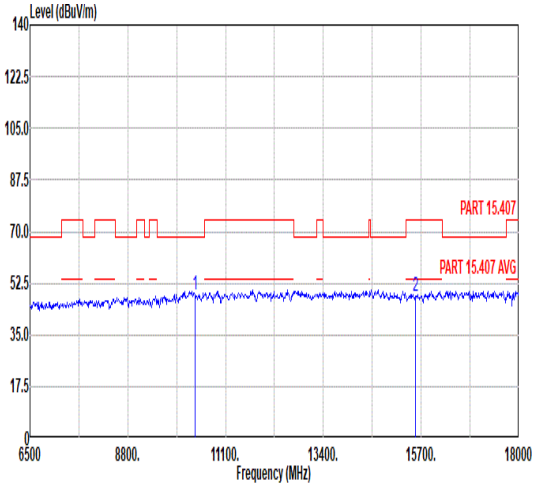 Freq Level Limit Line Margin Read Level Ant Factor Cable Loss Preamp Factor APos TPos Remark MHz dBuV/m dBuV/m dB dBuV dB/m dB dB cm deg 1 10380.00 48.67 68.30 -19.63 47.60 37.90 14.59 51.42 --- --- Peak 2 15570.00 48.18 74.00 -25.82 42.45 40.81 17.17 52.25 --- --- Peak	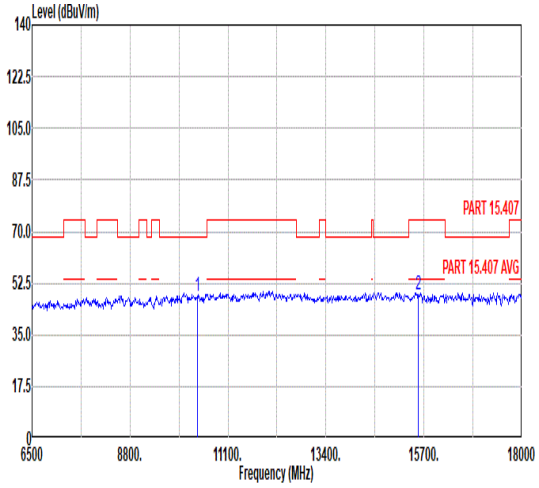 Freq Level Limit Line Margin Read Level Ant Factor Cable Loss Preamp Factor APos TPos Remark MHz dBuV/m dBuV/m dB dBuV dB/m dB dB cm deg 1 10380.00 48.03 68.30 -20.27 46.96 37.90 14.59 51.42 --- --- Peak 2 15570.00 48.55 74.00 -25.45 42.82 40.81 17.17 52.25 --- --- Peak

Mode	20	
	Band Edge - L	
	U-NII-1_5.15-5.25_802.11n HT40_CH46_5230MHz	
ANT	1	
Pol.	Horizontal	Fundamental
Peak	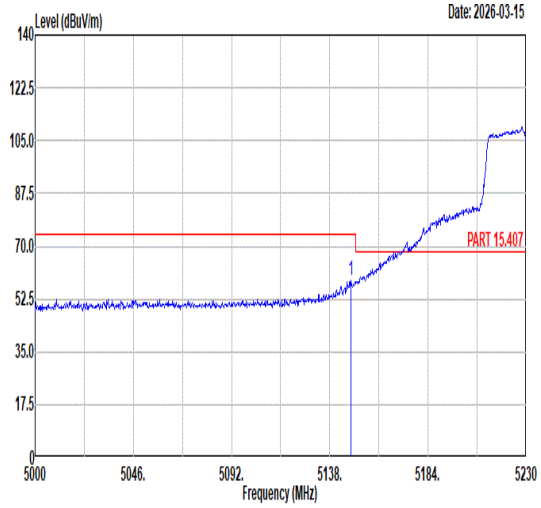 Freq Level Limit Line Margin (dB) Read Level Ant Factor Cable Loss Preamp Factor APos TPos Remark 1 5147.89 58.84 74.00 -15.16 45.09 35.86 10.52 32.63 100 0 PEAK	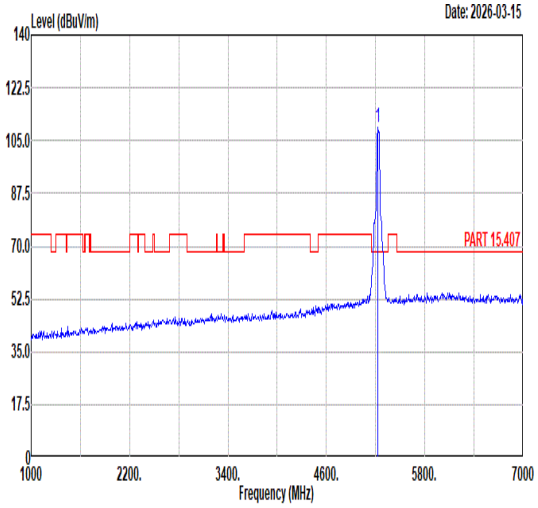 Freq Level Limit Line Margin (dB) Read Level Ant Factor Cable Loss Preamp Factor APos TPos Remark 1 5230.00 109.20 ------ ------ 95.49 35.89 10.47 32.65 100 0 PEAK
Avg	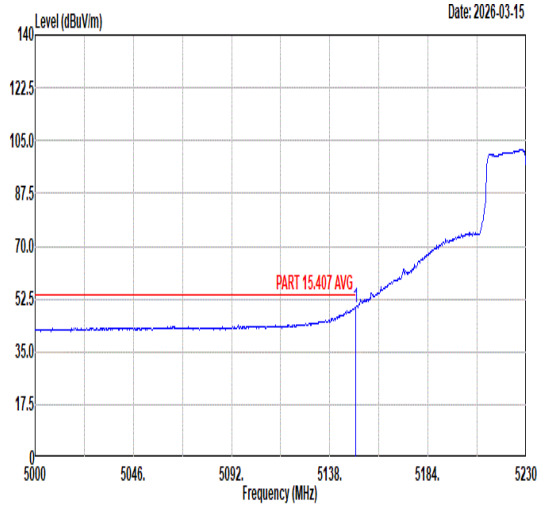 Freq Level Limit Line Margin (dB) Read Level Ant Factor Cable Loss Preamp Factor APos TPos Remark 1 5149.96 49.58 54.00 -4.42 35.84 35.86 10.51 32.63 100 0 AVERAGE	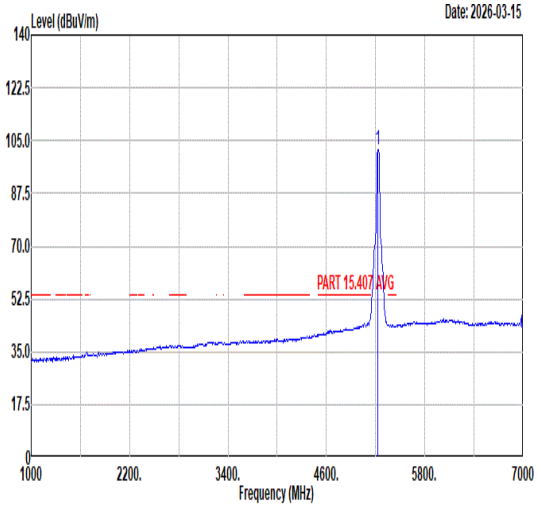 Freq Level Limit Line Margin (dB) Read Level Ant Factor Cable Loss Preamp Factor APos TPos Remark 1 5230.00 101.91 ------ ------ 88.20 35.89 10.47 32.65 100 0 AVERAGE

Mode	20	
	Band Edge - R	
	U-NII-1_5.15-5.25_802.11n HT40_CH46_5230MHz	
ANT	1	
Pol.	Horizontal	Fundamental
Peak	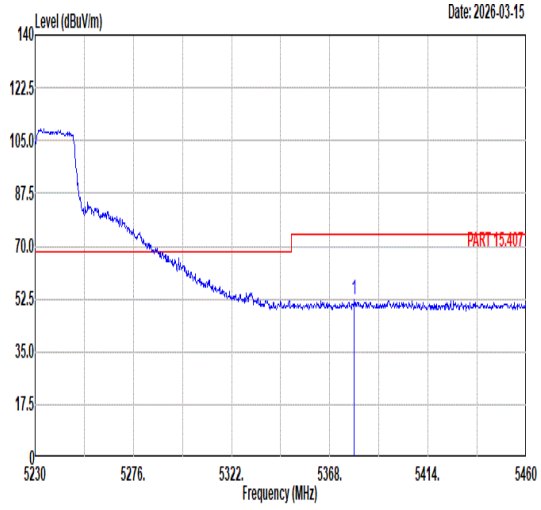 Freq Level Limit Line Margin (dB) Read Level Ant Factor Cable Loss Preamp Factor APos TPos Remark MHz dBuV/m dBuV/m dBuV dB/m dB dB cm deg 1 5379.50 52.33 74.00 -21.67 38.54 35.95 10.52 32.68 100 0 PEAK	Blank
Avg	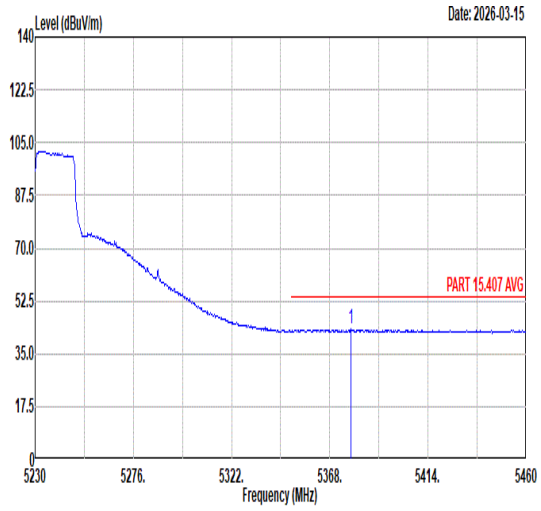 Freq Level Limit Line Margin (dB) Read Level Ant Factor Cable Loss Preamp Factor APos TPos Remark MHz dBuV/m dBuV/m dBuV dB/m dB dB cm deg 1 5377.89 43.12 54.00 -10.88 29.33 35.95 10.52 32.68 100 0 AVERAGE	Blank

Mode	20	
	Band Edge - L	
	U-NII-1_5.15-5.25_802.11n HT40_CH46_5230MHz	
ANT	1	
Pol.	Vertical	Fundamental
Peak	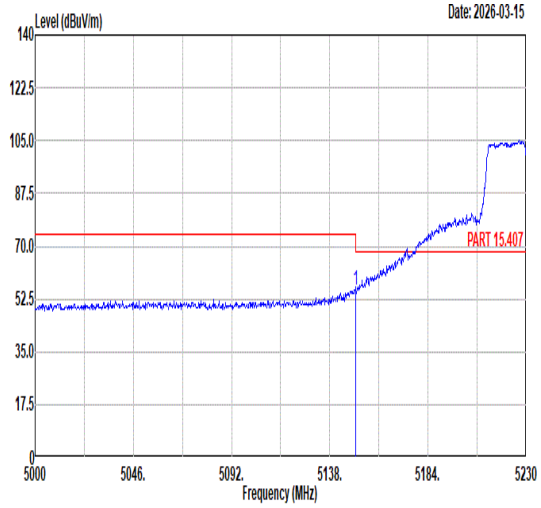 Freq Level Limit Line Margin (dB) Read Level Ant Factor Cable Loss Preamp Factor APos TPos Remark MHz dBuV/m dBuV/m dBuV dB/m dB dB cm deg 1 5149.96 55.38 74.00 -18.62 41.64 35.86 10.51 32.63 213 94 PEAK	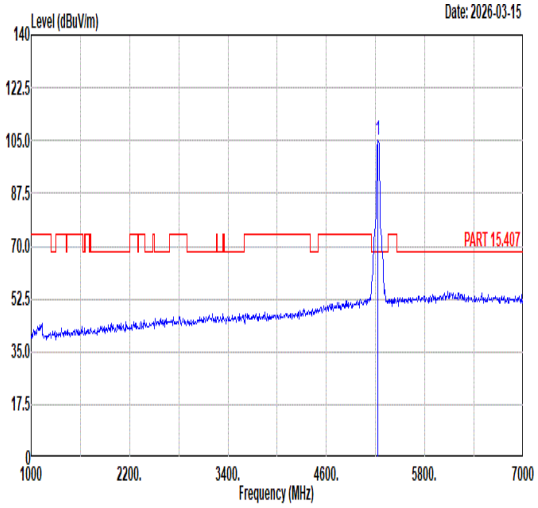 Freq Level Limit Line Margin (dB) Read Level Ant Factor Cable Loss Preamp Factor APos TPos Remark MHz dBuV/m dBuV/m dBuV dB/m dB dB cm deg 1 5230.00 105.02 ------ ------ 91.31 35.89 10.47 32.65 213 94 PEAK
Avg	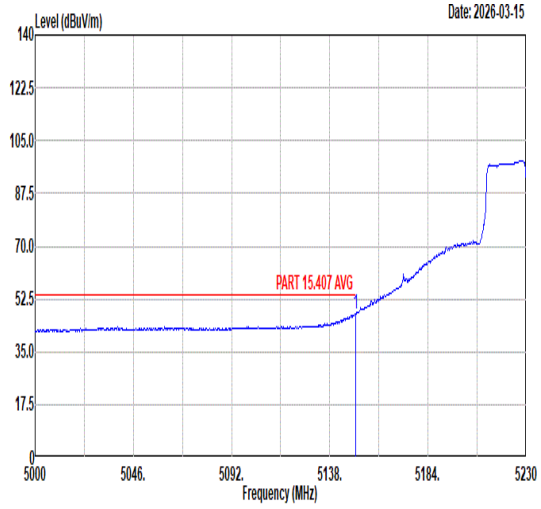 Freq Level Limit Line Margin (dB) Read Level Ant Factor Cable Loss Preamp Factor APos TPos Remark MHz dBuV/m dBuV/m dBuV dB/m dB dB cm deg 1 5149.96 47.80 54.00 -6.20 34.06 35.86 10.51 32.63 213 94 AVERAGE	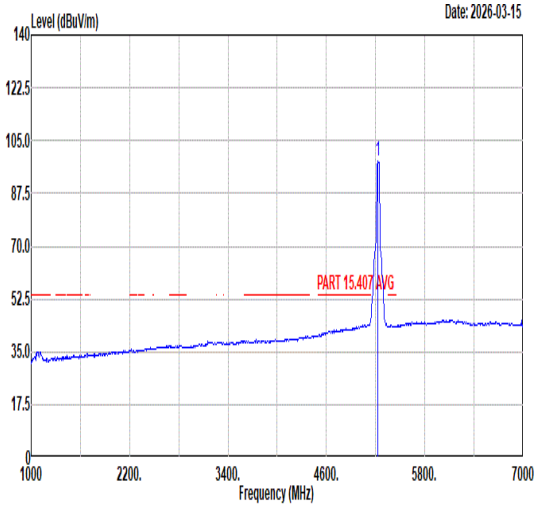 Freq Level Limit Line Margin (dB) Read Level Ant Factor Cable Loss Preamp Factor APos TPos Remark MHz dBuV/m dBuV/m dBuV dB/m dB dB cm deg 1 5230.00 98.20 ------ ------ 84.49 35.89 10.47 32.65 213 94 AVERAGE

Mode	20	
	Band Edge - R	
	U-NII-1_5.15-5.25_802.11n HT40_CH46_5230MHz	
ANT	1	
Pol.	Vertical	Fundamental
Peak	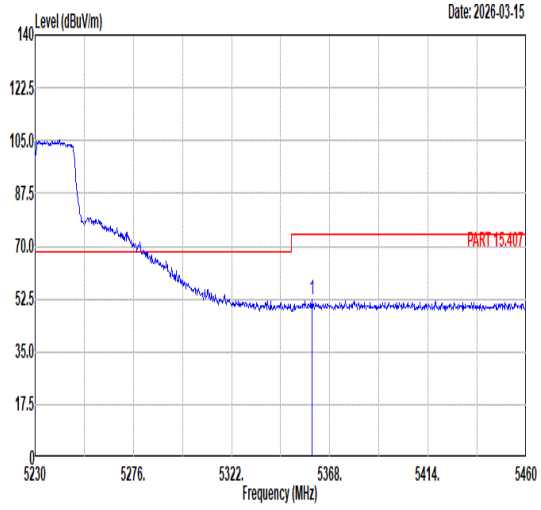 Freq Level Limit Line Margin (dB) Read Level Ant Factor Cable Loss Preamp Factor APos TPos Remark MHz dBuV/m dBuV/m dBuV dB/m dB dB cm deg 1 5359.72 52.37 74.00 -21.63 38.56 35.94 10.54 32.67 213 94 PEAK	Blank
Avg	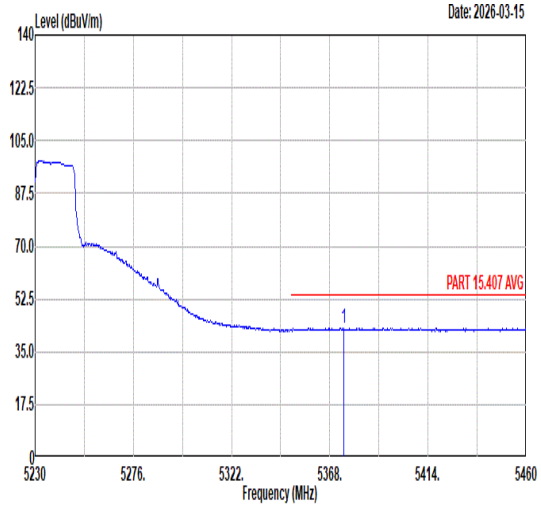 Freq Level Limit Line Margin (dB) Read Level Ant Factor Cable Loss Preamp Factor APos TPos Remark MHz dBuV/m dBuV/m dBuV dB/m dB dB cm deg 1 5374.67 42.99 54.00 -11.01 29.18 35.95 10.53 32.67 213 94 AVERAGE	Blank

Mode	20	
	Harmonic	
	U-NII-1_5.15-5.25_802.11n HT40_CH46_5230MHz	
ANT	1	
Pol.	Horizontal	Vertical
Peak Avg	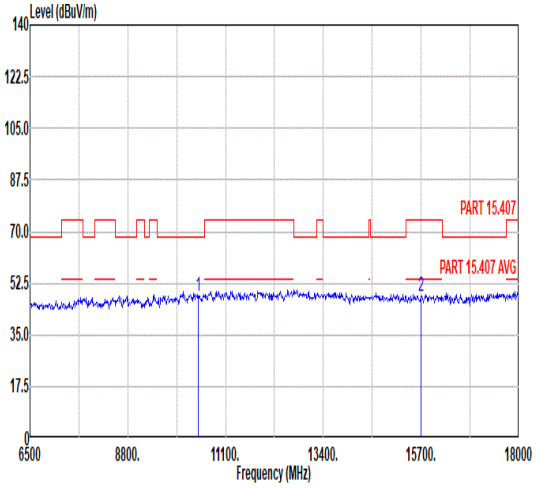 Freq Level Limit Line Margin Read Level Ant Factor Cable Loss Preamp Factor APos TPos Remark MHz dBuV/m dBuV/m dB dBuV dB/m dB dB cm deg 1 10460.00 48.15 68.30 -20.15 47.07 37.90 14.59 51.41 --- --- Peak 2 15690.00 48.28 74.00 -25.72 42.69 40.92 17.19 52.52 --- --- Peak	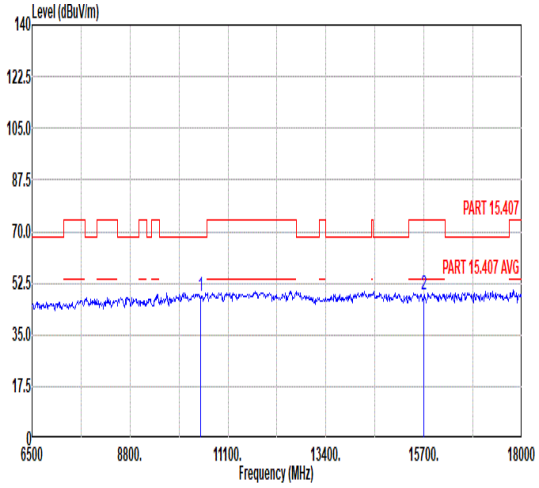 Freq Level Limit Line Margin Read Level Ant Factor Cable Loss Preamp Factor APos TPos Remark MHz dBuV/m dBuV/m dB dBuV dB/m dB dB cm deg 1 10460.00 47.90 68.30 -20.40 46.82 37.90 14.59 51.41 --- --- Peak 2 15690.00 48.49 74.00 -25.51 42.90 40.92 17.19 52.52 --- --- Peak

Mode	21	
	Band Edge - L	
	U-NII-2A_5.25-5.35_802.11n HT40_CH54_5270MHz	
ANT	1	
Pol.	Horizontal	Fundamental
Peak	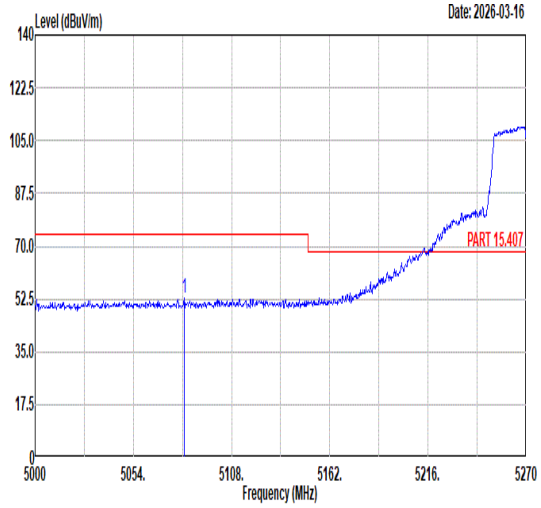 Freq Level Limit Line Margin (dB) Read Level Ant Factor Cable Loss Preamp Factor APos TPos Remark 1 5082.08 52.87 74.00 -21.13 39.08 35.83 10.58 32.62 100 10 PEAK	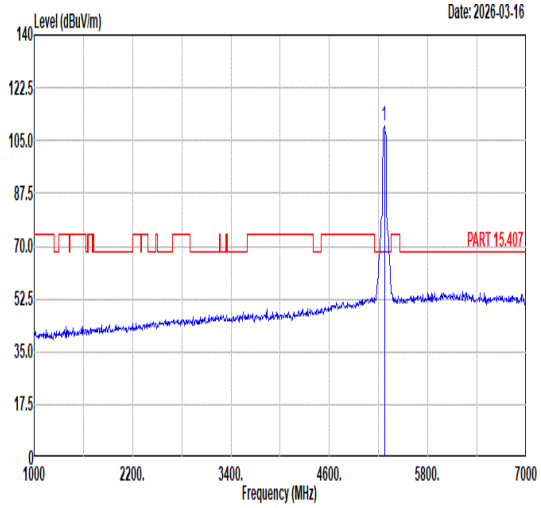 Freq Level Limit Line Margin (dB) Read Level Ant Factor Cable Loss Preamp Factor APos TPos Remark 1 5270.00 109.84 ------ ------ 96.03 35.91 10.55 32.65 100 10 PEAK
Avg	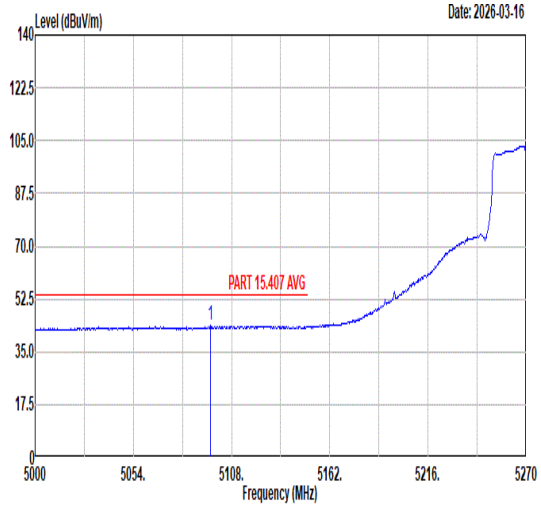 Freq Level Limit Line Margin (dB) Read Level Ant Factor Cable Loss Preamp Factor APos TPos Remark 1 5096.39 43.60 54.00 -10.40 29.76 35.84 10.62 32.62 100 10 AVERAGE	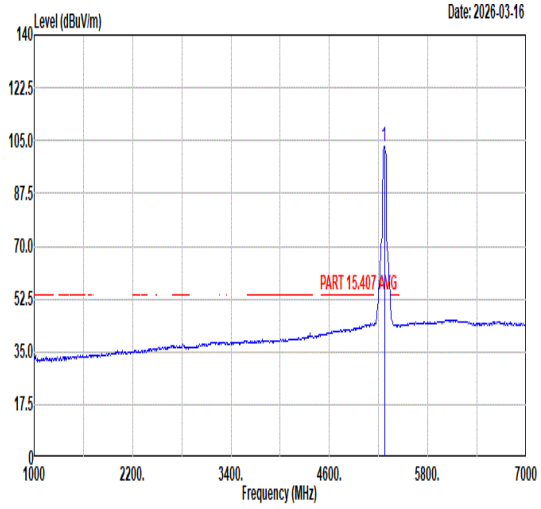 Freq Level Limit Line Margin (dB) Read Level Ant Factor Cable Loss Preamp Factor APos TPos Remark 1 5270.00 102.93 ------ ------ 89.12 35.91 10.55 32.65 100 10 AVERAGE

Mode	21	
	Band Edge - R	
	U-NII-2A_5.25-5.35_802.11n HT40_CH54_5270MHz	
ANT	1	
Pol.	Horizontal	Fundamental
Peak	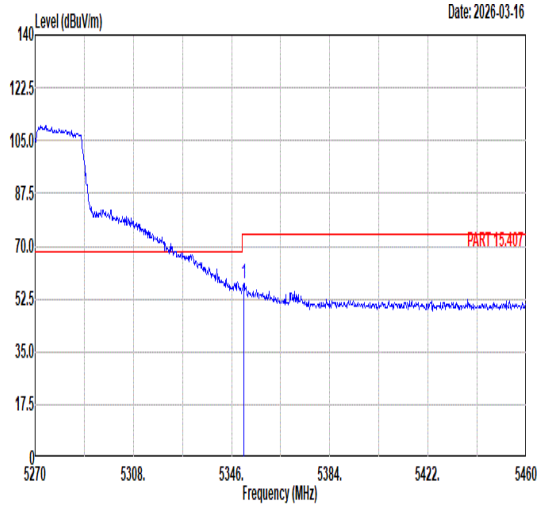 Freq Level Limit Line Margin (dB) Read Level Ant Factor Cable Loss Preamp Factor APos TPos Remark MHz dBuV/m dBuV/m dBuV dB/m dB dB cm deg 1 5350.75 57.48 74.00 -16.52 43.66 35.94 10.55 32.67 100 10 PEAK	Blank
Avg	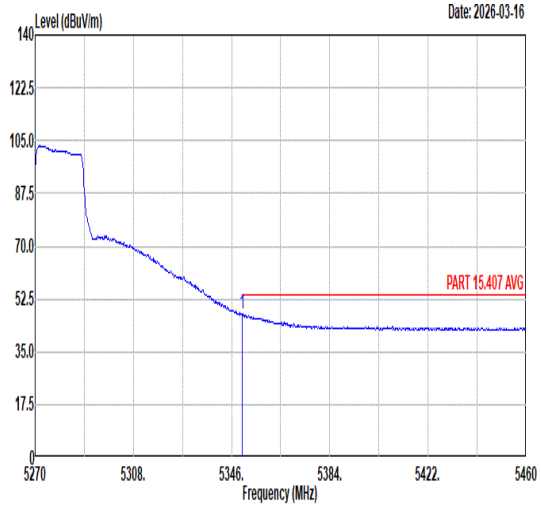 Freq Level Limit Line Margin (dB) Read Level Ant Factor Cable Loss Preamp Factor APos TPos Remark MHz dBuV/m dBuV/m dBuV dB/m dB dB cm deg 1 5350.18 47.63 54.00 -6.37 33.81 35.94 10.55 32.67 100 10 AVERAGE	Blank

Mode	21	
	Band Edge - L	
	U-NII-2A_5.25-5.35_802.11n HT40_CH54_5270MHz	
ANT	1	
Pol.	Vertical	Fundamental
Peak	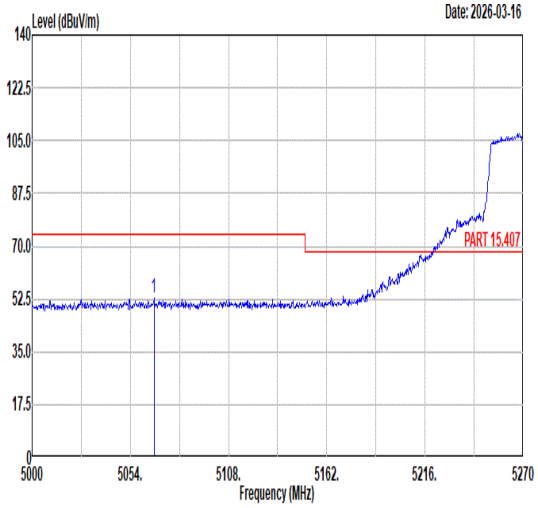 Freq Level Limit Line Margin (dB) Read Level Ant Factor Cable Loss Preamp Factor APos TPos Remark MHz dBuV/m dBuV/m dBuV dB/m dB dB cm deg 1 5066.96 52.81 74.00 -21.19 39.05 35.83 10.54 32.61 225 87 PEAK	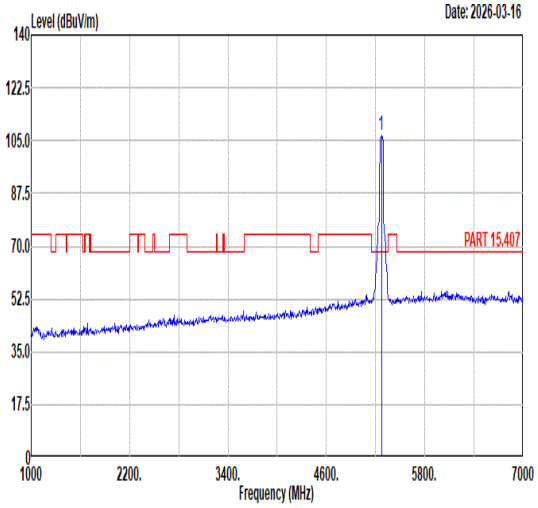 Freq Level Limit Line Margin (dB) Read Level Ant Factor Cable Loss Preamp Factor APos TPos Remark MHz dBuV/m dBuV/m dBuV dB/m dB dB cm deg 1 5270.00 106.58 ------ ------ 92.77 35.91 10.56 32.66 225 87 PEAK
Avg	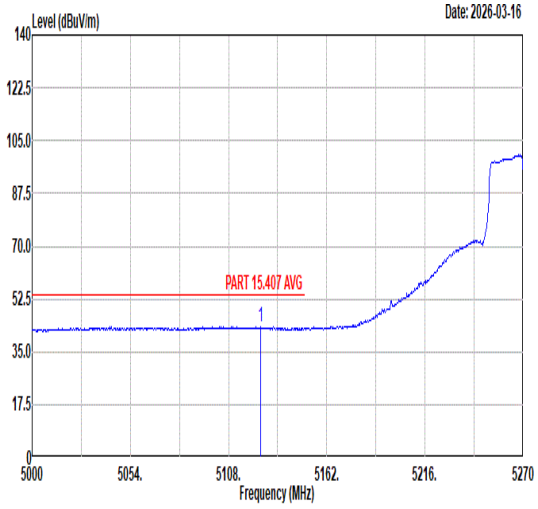 Freq Level Limit Line Margin (dB) Read Level Ant Factor Cable Loss Preamp Factor APos TPos Remark MHz dBuV/m dBuV/m dBuV dB/m dB dB cm deg 1 5125.82 43.23 54.00 -10.77 29.45 35.85 10.56 32.63 225 87 AVERAGE	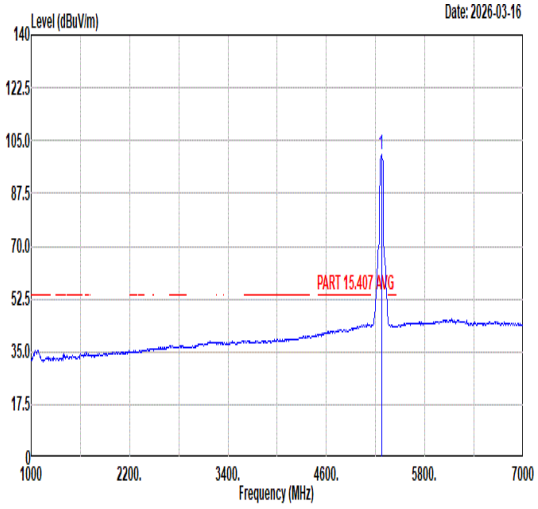 Freq Level Limit Line Margin (dB) Read Level Ant Factor Cable Loss Preamp Factor APos TPos Remark MHz dBuV/m dBuV/m dBuV dB/m dB dB cm deg 1 5270.00 100.22 ------ ------ 86.41 35.91 10.55 32.65 225 87 AVERAGE

Mode	21	
	Band Edge - R	
	U-NII-2A_5.25-5.35_802.11n HT40_CH54_5270MHz	
ANT	1	
Pol.	Vertical	Fundamental
Peak	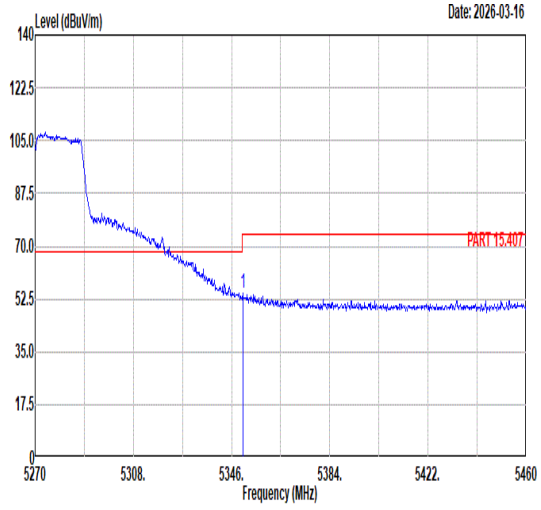 Freq Level Limit Line Margin (dB) Read Level Ant Factor Cable Loss Preamp Factor APos TPos Remark MHz dBuV/m dBuV/m dBuV dB/m dB dB cm deg 1 5350.37 54.35 74.00 -19.65 40.53 35.94 10.55 32.67 225 87 PEAK	Blank
Avg	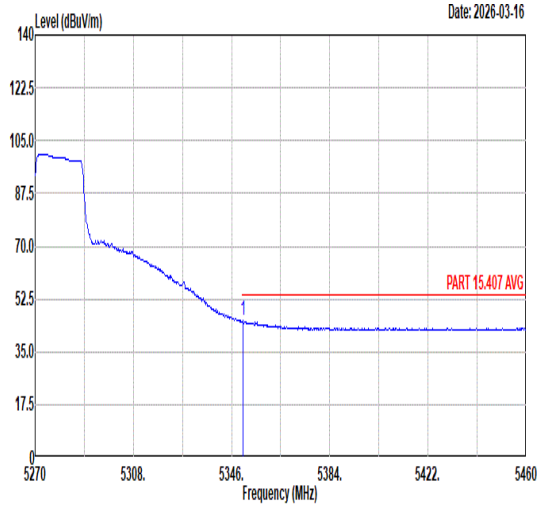 Freq Level Limit Line Margin (dB) Read Level Ant Factor Cable Loss Preamp Factor APos TPos Remark MHz dBuV/m dBuV/m dBuV dB/m dB dB cm deg 1 5350.56 45.24 54.00 -8.76 31.42 35.94 10.55 32.67 225 87 AVERAGE	Blank

Mode	21	
	Harmonic	
	U-NII-2A_5.25-5.35_802.11n HT40_CH54_5270MHz	
ANT	1	
Pol.	Horizontal	Vertical
Peak Avg	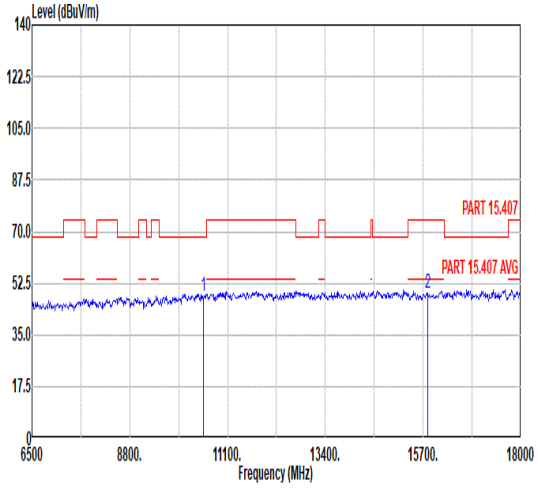 Freq Level Limit Line Margin Read Level Ant Factor Cable Loss Preamp Factor APos TPos Remark MHz dBuV/m dBuV/m dB dBuV dB/m dB dB cm deg 1 10540.00 47.85 68.30 -20.45 46.71 37.90 14.60 51.36 --- --- Peak 2 15810.00 48.98 74.00 -25.02 43.52 41.03 17.21 52.78 --- --- Peak	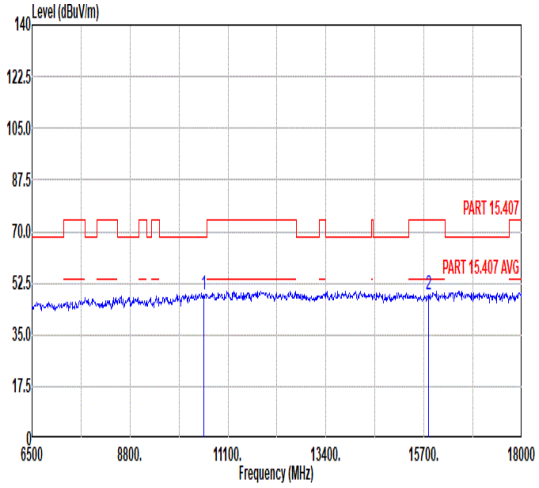 Freq Level Limit Line Margin Read Level Ant Factor Cable Loss Preamp Factor APos TPos Remark MHz dBuV/m dBuV/m dB dBuV dB/m dB dB cm deg 1 10540.00 48.47 68.30 -19.83 47.33 37.90 14.60 51.36 --- --- Peak 2 15810.00 48.83 74.00 -25.17 43.37 41.03 17.21 52.78 --- --- Peak

Mode	22	
	Band Edge - L	
	U-NII-2A_5.25-5.35_802.11n HT40_CH62_5310MHz	
ANT	1	
Pol.	Horizontal	Fundamental
Peak	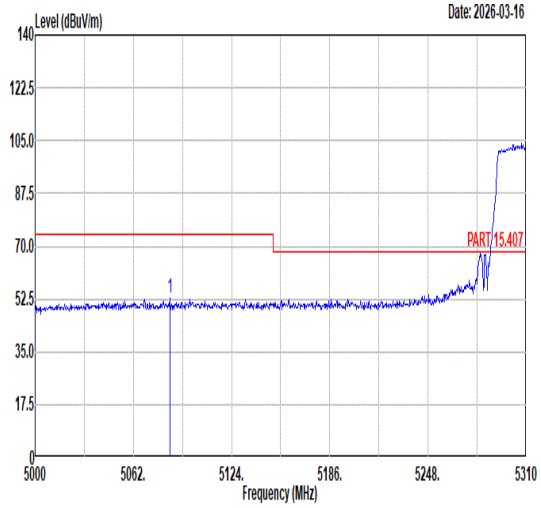 Freq Level Limit Line Margin (dB) Read Level Ant Factor Cable Loss Preamp Factor APos Remark TPos MHz dBuV/m dBuV/m dBuV dB/m dB dB cm deg 1 5084.94 53.01 74.00 -20.99 39.21 35.83 10.59 32.62 100 2 PEAK	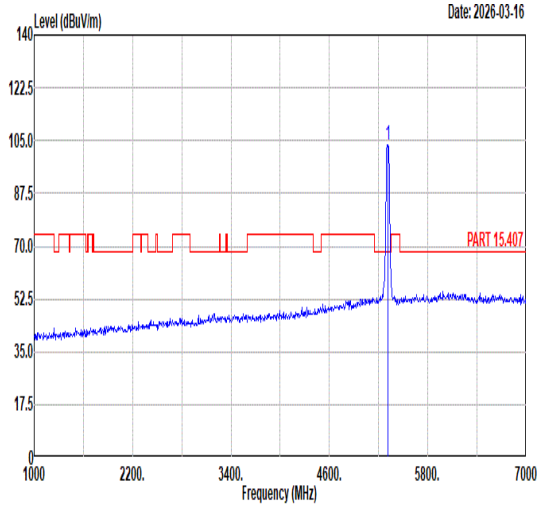 Freq Level Limit Line Margin (dB) Read Level Ant Factor Cable Loss Preamp Factor APos Remark TPos MHz dBuV/m dBuV/m dBuV dB/m dB dB cm deg 1 5310.00 103.80 ------ ------ 89.94 35.93 10.59 32.66 100 2 PEAK
Avg	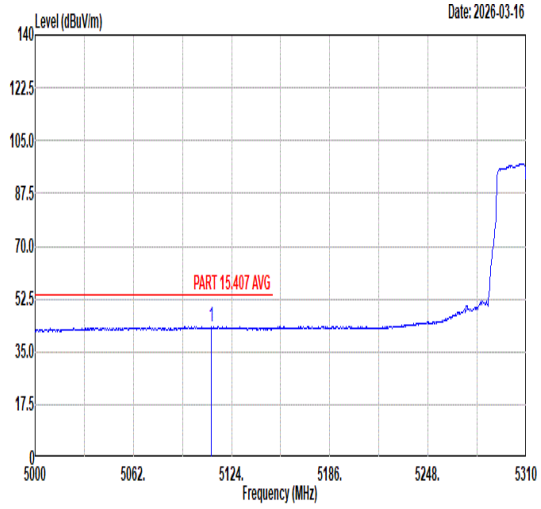 Freq Level Limit Line Margin (dB) Read Level Ant Factor Cable Loss Preamp Factor APos Remark TPos MHz dBuV/m dBuV/m dBuV dB/m dB dB cm deg 1 5110.98 43.48 54.00 -10.52 29.67 35.84 10.59 32.62 100 2 AVERAGE	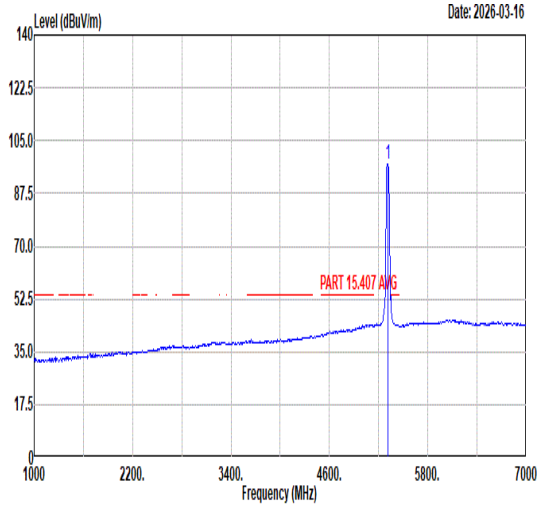 Freq Level Limit Line Margin (dB) Read Level Ant Factor Cable Loss Preamp Factor APos Remark TPos MHz dBuV/m dBuV/m dBuV dB/m dB dB cm deg 1 5310.00 97.01 ------ ------ 83.16 35.92 10.59 32.66 100 2 AVERAGE

Mode	22	
	Band Edge - R	
	U-NII-2A_5.25-5.35_802.11n HT40_CH62_5310MHz	
ANT	1	
Pol.	Horizontal	Fundamental
Peak	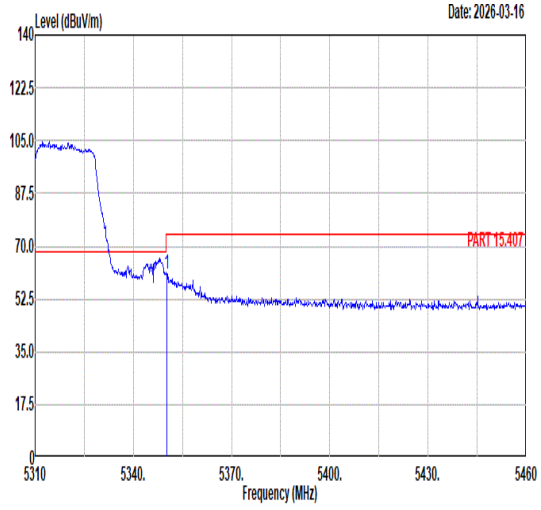 Freq Level Limit Line Margin (dB) Read Level Ant Factor Cable Loss Preamp Factor APos TPos Remark MHz dBuV/m dBuV/m dBuV dB/m dB dB cm deg 1 5350.20 60.84 74.00 -13.16 47.02 35.94 10.55 32.67 100 2 PEAK	Blank
Avg	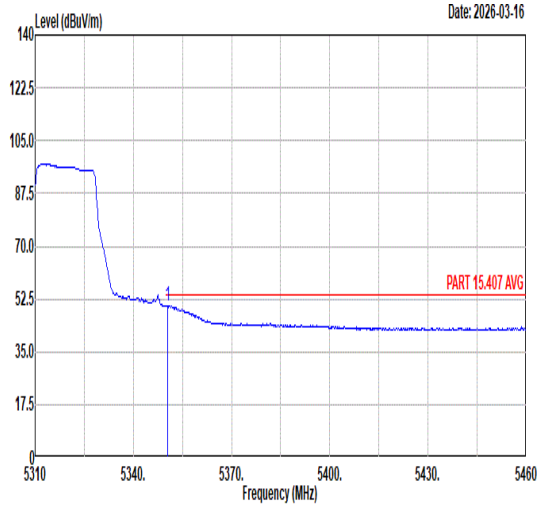 Freq Level Limit Line Margin (dB) Read Level Ant Factor Cable Loss Preamp Factor APos TPos Remark MHz dBuV/m dBuV/m dBuV dB/m dB dB cm deg 1 5350.50 50.26 54.00 -3.74 36.44 35.94 10.55 32.67 100 2 AVERAGE	Blank

Mode	22	
	Band Edge - L	
	U-NII-2A_5.25-5.35_802.11n HT40_CH62_5310MHz	
ANT	1	
Pol.	Vertical	Fundamental
Peak	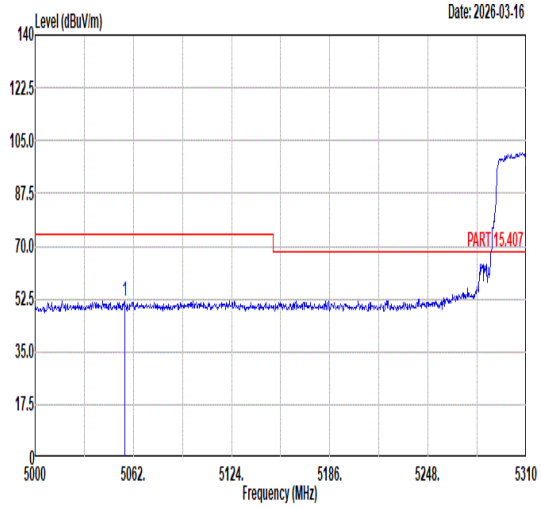 Freq Level Limit Line Margin (dB) Read Level Ant Factor Cable Loss Preamp Factor APos TPos Remark 1 5056.42 51.92 74.00 -22.08 38.20 35.82 10.51 32.61 249 92 PEAK	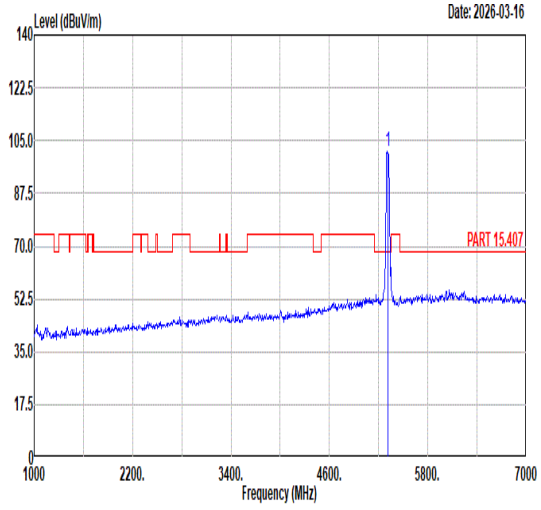 Freq Level Limit Line Margin (dB) Read Level Ant Factor Cable Loss Preamp Factor APos TPos Remark 1 5310.00 101.39 ------ ------ 87.54 35.92 10.59 32.66 249 92 PEAK
Avg	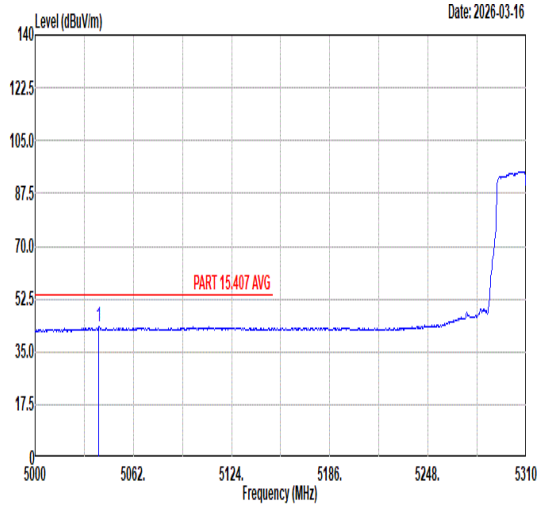 Freq Level Limit Line Margin (dB) Read Level Ant Factor Cable Loss Preamp Factor APos TPos Remark 1 5040.30 43.31 54.00 -10.69 29.63 35.82 10.47 32.61 249 92 AVERAGE	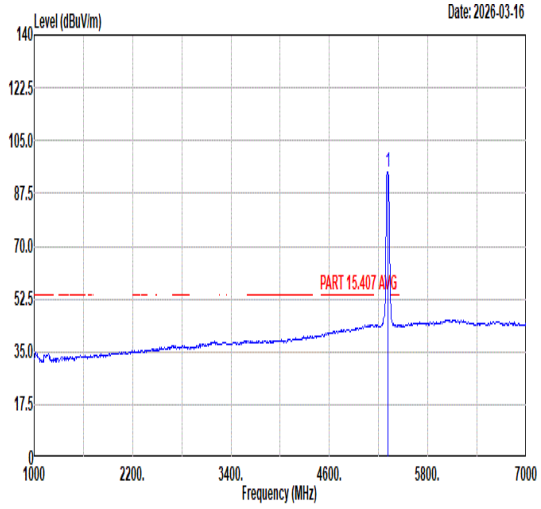 Freq Level Limit Line Margin (dB) Read Level Ant Factor Cable Loss Preamp Factor APos TPos Remark 1 5310.00 94.62 ------ ------ 80.77 35.92 10.59 32.66 249 92 AVERAGE

Mode	22	
	Band Edge - R	
	U-NII-2A_5.25-5.35_802.11n HT40_CH62_5310MHz	
ANT	1	
Pol.	Vertical	Fundamental
Peak	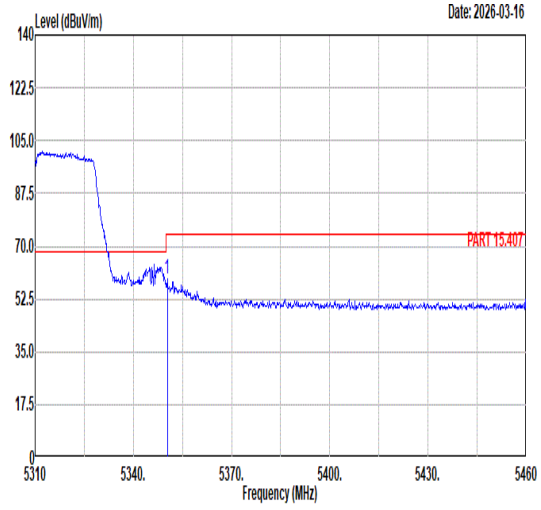 Freq Level Limit Line Margin (dB) Read Level Ant Factor Cable Loss Preamp Factor APos TPos Remark MHz dBuV/m dBuV/m dBuV dB/m dB dB cm deg 1 5350.35 59.07 74.00 -14.93 45.25 35.94 10.55 32.67 249 92 PEAK	Blank
Avg	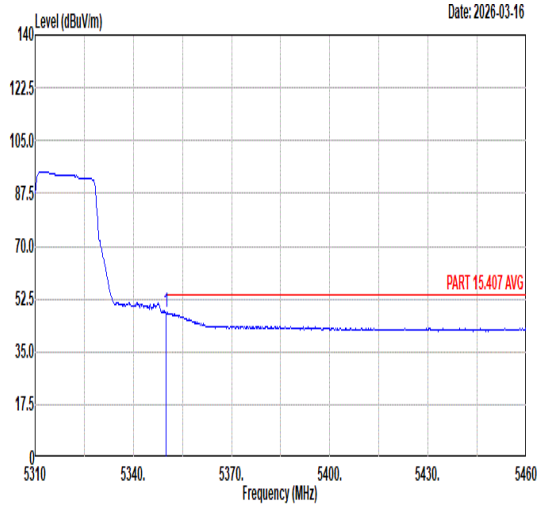 Freq Level Limit Line Margin (dB) Read Level Ant Factor Cable Loss Preamp Factor APos TPos Remark MHz dBuV/m dBuV/m dBuV dB/m dB dB cm deg 1 5350.05 47.92 54.00 -6.08 34.10 35.94 10.55 32.67 249 92 AVERAGE	Blank

Mode	22	
	Harmonic	
	U-NII-2A_5.25-5.35_802.11n HT40_CH62_5310MHz	
ANT	1	
Pol.	Horizontal	Vertical
Peak Avg	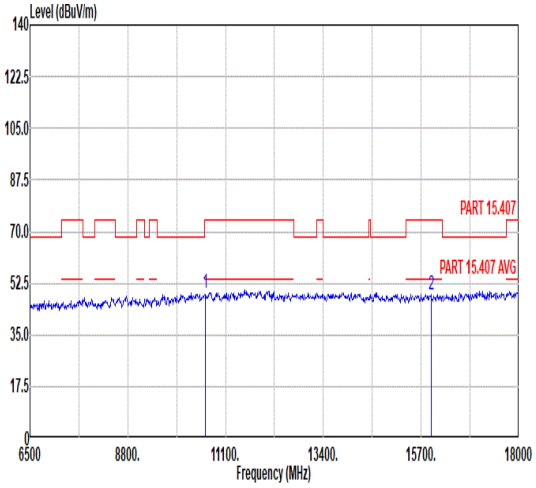 Freq Level Limit Line Margin Read Level Ant Factor Cable Loss Preamp Factor APos TPos Remark MHz dBuV/m dBuV/m dB dBuV dB/m dB dB cm deg 1 10620.00 49.23 74.00 -24.77 48.01 37.90 14.60 51.28 --- --- Peak 2 15930.00 48.36 74.00 -25.64 43.05 41.14 17.22 53.05 --- --- Peak	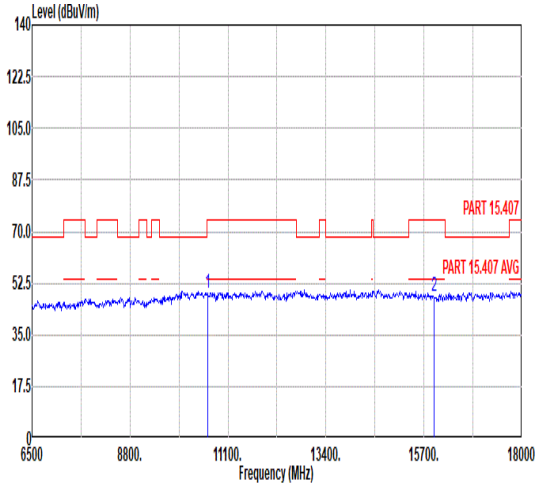 Freq Level Limit Line Margin Read Level Ant Factor Cable Loss Preamp Factor APos TPos Remark MHz dBuV/m dBuV/m dB dBuV dB/m dB dB cm deg 1 10620.00 49.13 74.00 -24.87 47.91 37.90 14.60 51.28 --- --- Peak 2 15930.00 48.29 74.00 -25.71 42.98 41.14 17.22 53.05 --- --- Peak

Mode	23	
	Band Edge - L	
	U-NII-2C_5.47-5.725_802.11n HT40_CH102_5510MHz	
ANT	1	
Pol.	Horizontal	Fundamental
Peak	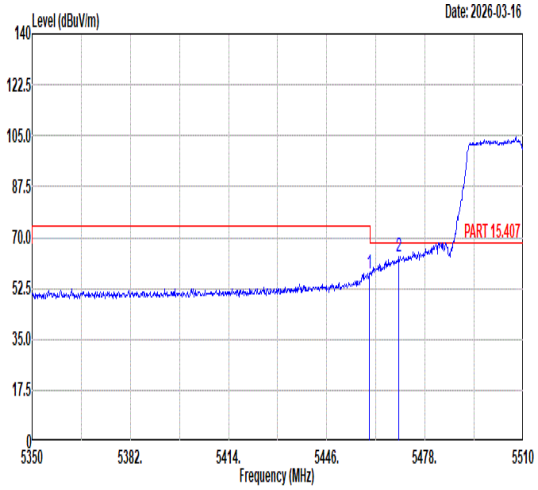 Freq Level Limit Line Margin (dB) Read Level Ant Factor Cable Loss Preamp Factor APos TPos Remark MHz dBuV/m dBuV/m dBuV dB/m dB dB cm deg 1 5459.92 57.78 74.00 -16.22 43.95 35.98 10.54 32.69 100 7 PEAK 2 5469.36 63.21 68.30 -5.09 49.36 35.99 10.55 32.69 100 7 PEAK	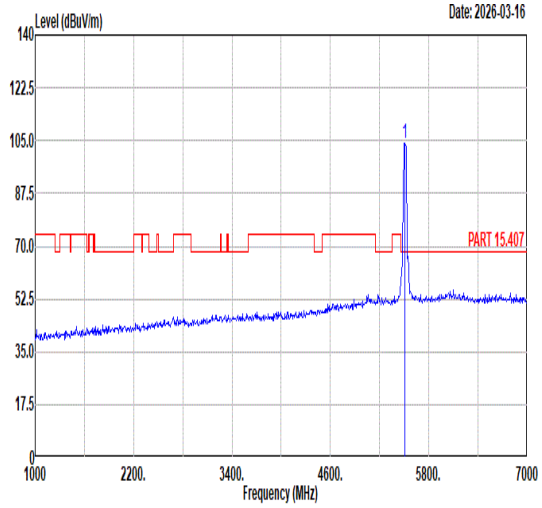 Freq Level Limit Line Margin (dB) Read Level Ant Factor Cable Loss Preamp Factor APos TPos Remark MHz dBuV/m dBuV/m dBuV dB/m dB dB cm deg 1 5510.00 103.92 ------ ------ 90.01 36.02 10.59 32.70 100 7 PEAK
Avg	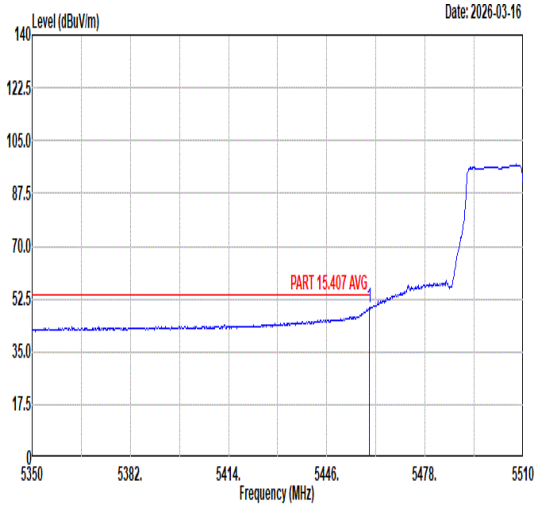 Freq Level Limit Line Margin (dB) Read Level Ant Factor Cable Loss Preamp Factor APos TPos Remark MHz dBuV/m dBuV/m dBuV dB/m dB dB cm deg 1 5459.92 49.40 54.00 -4.60 35.57 35.98 10.54 32.69 100 7 AVERAGE	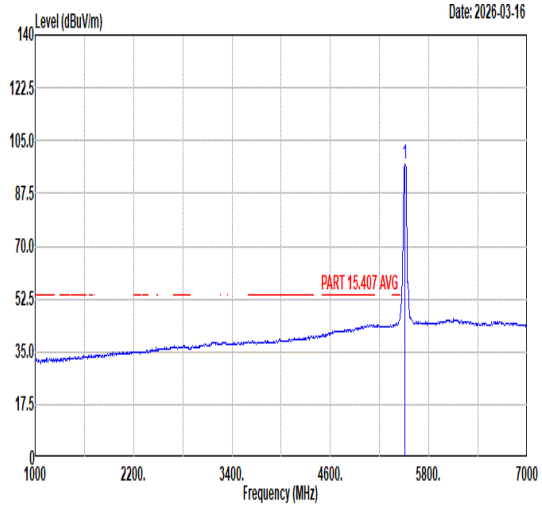 Freq Level Limit Line Margin (dB) Read Level Ant Factor Cable Loss Preamp Factor APos TPos Remark MHz dBuV/m dBuV/m dBuV dB/m dB dB cm deg 1 5510.00 96.94 ------ ------ 83.03 36.02 10.59 32.70 100 7 AVERAGE

Mode	23	
	Band Edge - R	
	U-NII-2C_5.47-5.725_802.11n HT40_CH102_5510MHz	
ANT	1	
Pol.	Horizontal	Fundamental
Peak	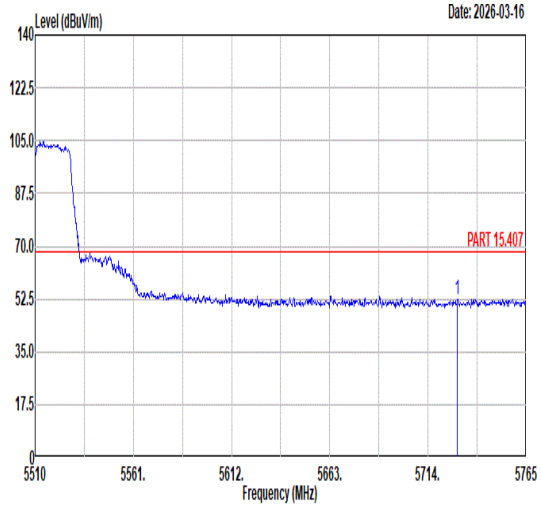 Freq Level Limit Line Margin (dB) Read Level Ant Factor Cable Loss Preamp Factor APos TPos Remark MHz dBuV/m dBuV/m dBuV dB/m dB dB cm deg 1 5729.30 52.43 68.30 -15.87 37.98 36.37 10.87 32.79 100 7 PEAK	Blank

Mode	23	
	Band Edge - L	
	U-NII-2C_5.47-5.725_802.11n HT40_CH102_5510MHz	
ANT	1	
Pol.	Vertical	Fundamental
Peak	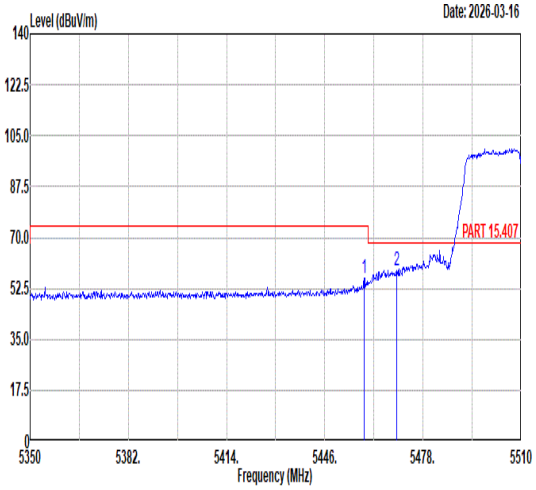 Freq Level Limit Line Margin (dB) Read Level Ant Factor Cable Loss Preamp Factor APos TPos Remark MHz dBuV/m dBuV/m dBuV dB/m dB dB cm deg 1 5458.80 55.77 74.00 -18.23 41.94 35.98 10.54 32.69 226 96 PEAK 2 5469.52 58.79 68.30 -9.51 44.94 35.99 10.55 32.69 226 96 PEAK	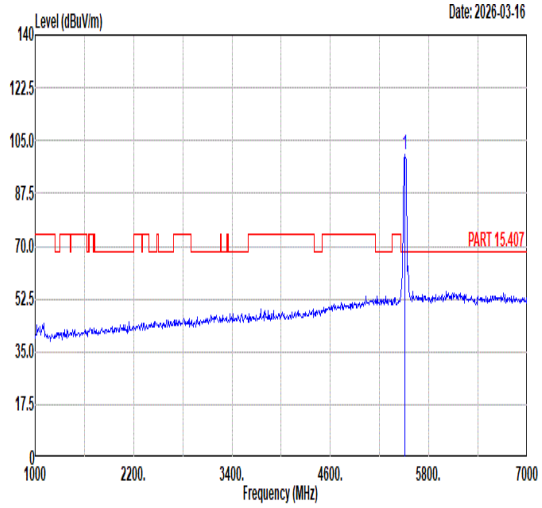 Freq Level Limit Line Margin (dB) Read Level Ant Factor Cable Loss Preamp Factor APos TPos Remark MHz dBuV/m dBuV/m dBuV dB/m dB dB cm deg 1 5510.00 100.21 ------ ------ 86.30 36.02 10.59 32.70 226 96 PEAK
Avg	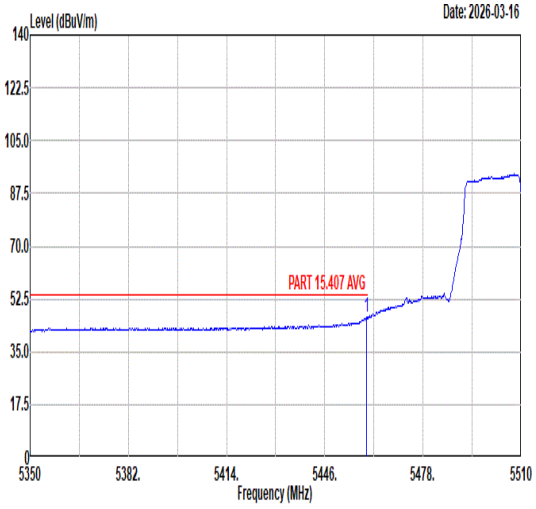 Freq Level Limit Line Margin (dB) Read Level Ant Factor Cable Loss Preamp Factor APos TPos Remark MHz dBuV/m dBuV/m dBuV dB/m dB dB cm deg 1 5459.60 46.37 54.00 -7.63 32.54 35.98 10.54 32.69 226 96 AVERAGE	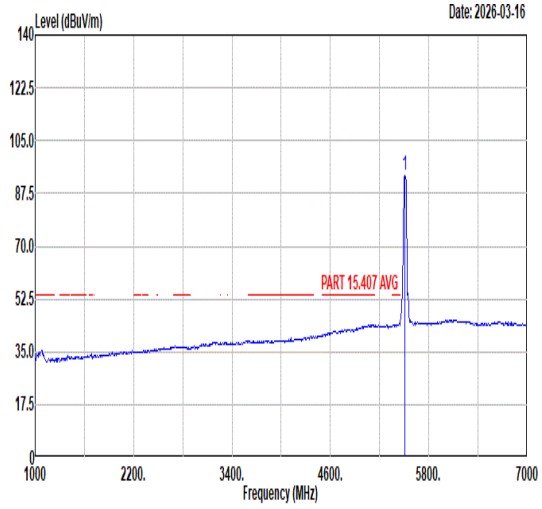 Freq Level Limit Line Margin (dB) Read Level Ant Factor Cable Loss Preamp Factor APos TPos Remark MHz dBuV/m dBuV/m dBuV dB/m dB dB cm deg 1 5510.00 93.66 ------ ------ 79.75 36.02 10.59 32.70 226 96 AVERAGE

Mode	23	
	Band Edge - R	
	U-NII-2C_5.47-5.725_802.11n HT40_CH102_5510MHz	
ANT	1	
Pol.	Vertical	Fundamental
Peak	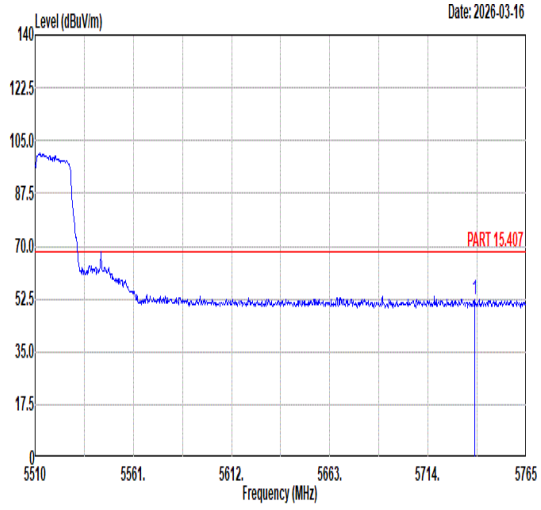 Freq Level Limit Line Margin (dB) Read Level Ant Factor Cable Loss Preamp Factor APos TPos Remark MHz dBuV/m dBuV/m dBuV dB/m dB dB cm deg 1 5738.23 52.48 68.30 -15.82 38.04 36.38 10.86 32.80 226 96 PEAK	Blank

Mode	23	
	Harmonic	
	U-NII-2C_5.47-5.725_802.11n HT40_CH102_5510MHz	
ANT	1	
Pol.	Horizontal	Vertical
Peak Avg	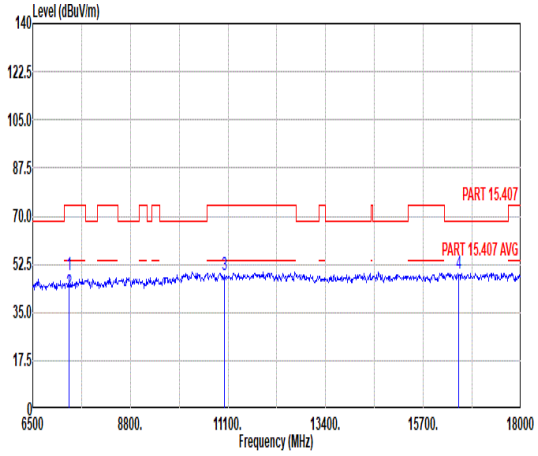 Freq Level Limit Line Margin Read Level Ant Factor Cable Loss Preamp Factor APos TPos Remark MHz dBuV/m dBuV/m dB dBuV dB/m dB dB cm deg 1 7346.48 48.63 74.00 -25.37 52.35 36.52 12.00 52.24 100 320 Peak 2 7346.48 42.34 54.00 -11.66 46.06 36.52 12.00 52.24 100 320 Average 3 11020.00 48.73 74.00 -25.27 47.07 37.91 14.63 50.88 --- --- Peak 4 16530.00 49.31 68.30 -18.99 42.63 42.05 17.69 53.06 --- --- Peak	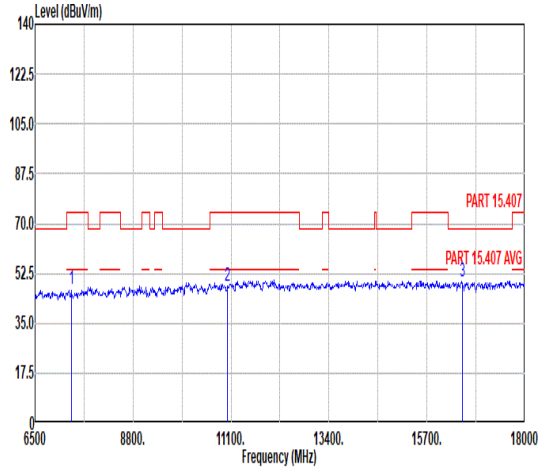 Freq Level Limit Line Margin Read Level Ant Factor Cable Loss Preamp Factor APos TPos Remark MHz dBuV/m dBuV/m dB dBuV dB/m dB dB cm deg 1 7346.48 47.11 74.00 -26.89 50.83 36.52 12.00 52.24 100 322 Peak 2 11020.00 48.17 74.00 -25.83 46.51 37.91 14.63 50.88 --- --- Peak 3 16530.00 49.58 68.30 -18.72 42.90 42.05 17.69 53.06 --- --- Peak

Mode	24	
	Band Edge - L	
	U-NII-2C_5.47-5.725_802.11n HT40_CH134_5670MHz	
ANT	1	
Pol.	Horizontal	Fundamental
Peak	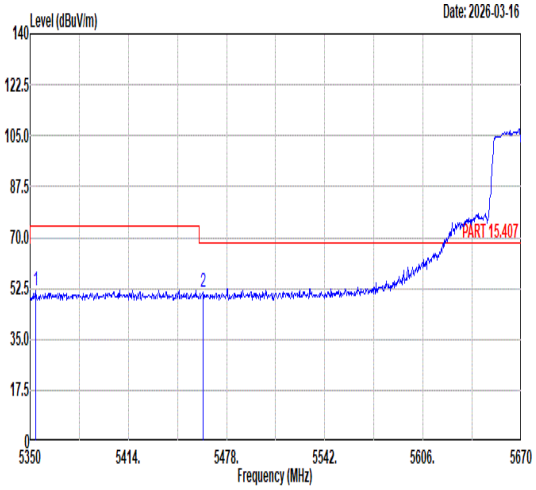 Freq Level Limit Line Margin (dB) Read Level Ant Factor Cable Loss Preamp Factor APos TPos Remark MHz dBuV/m dBuV/m dBuV dB/m dB dB cm deg 1 5353.52 51.78 74.00 -22.22 37.96 35.94 10.55 32.67 106 8 PEAK 2 5462.64 51.12 68.30 -17.18 37.27 35.99 10.55 32.69 106 8 PEAK	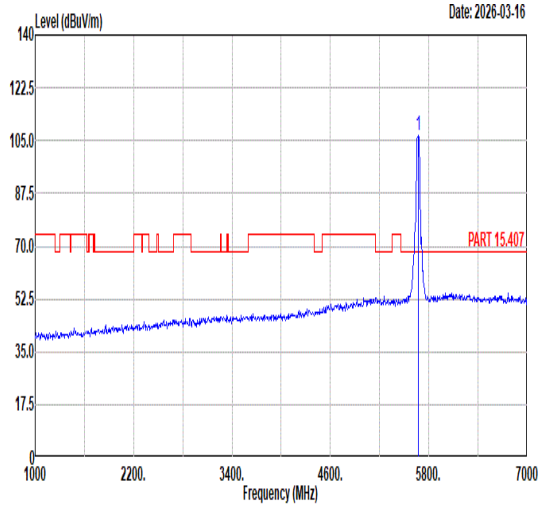 Freq Level Limit Line Margin (dB) Read Level Ant Factor Cable Loss Preamp Factor APos TPos Remark MHz dBuV/m dBuV/m dBuV dB/m dB dB cm deg 1 5670.00 106.51 ------ ------ 92.14 36.28 10.86 32.77 106 8 PEAK
Avg	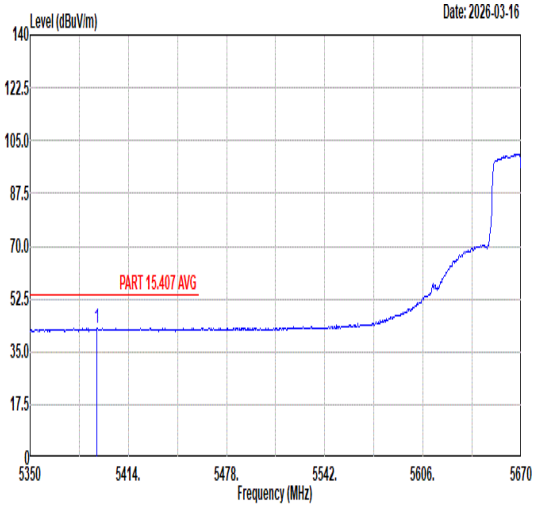 Freq Level Limit Line Margin (dB) Read Level Ant Factor Cable Loss Preamp Factor APos TPos Remark MHz dBuV/m dBuV/m dBuV dB/m dB dB cm deg 1 5393.52 42.82 54.00 -11.18 29.03 35.96 10.51 32.68 106 8 AVERAGE	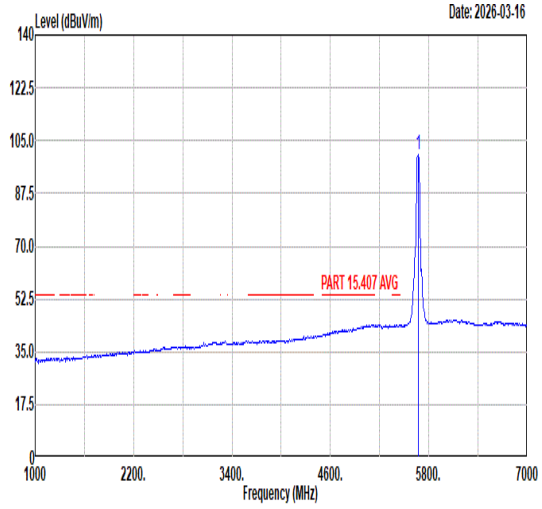 Freq Level Limit Line Margin (dB) Read Level Ant Factor Cable Loss Preamp Factor APos TPos Remark MHz dBuV/m dBuV/m dBuV dB/m dB dB cm deg 1 5670.00 100.23 ------ ------ 85.88 36.27 10.85 32.77 106 8 AVERAGE

Mode	24	
	Band Edge - R	
	U-NII-2C_5.47-5.725_802.11n HT40_CH134_5670MHz	
ANT	1	
Pol.	Horizontal	Fundamental
Peak	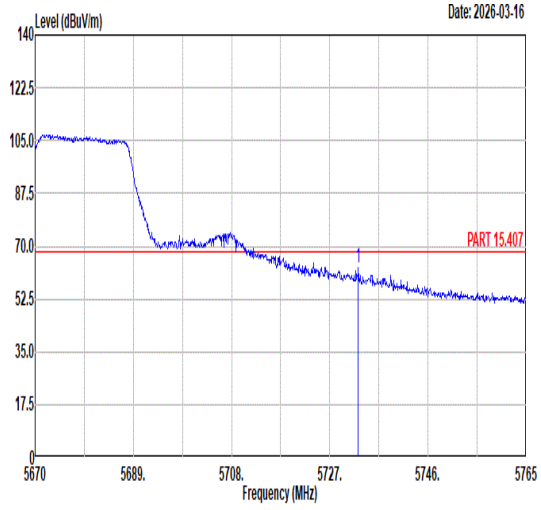 Freq Level Limit Line Margin (dB) Read Level Ant Factor Cable Loss Preamp Factor APos TPos Remark MHz dBuV/m dBuV/m dBuV dB/m dB dB cm deg 1 5732.51 63.00 68.30 -5.30 48.55 36.37 10.87 32.79 106 8 PEAK	Blank

Mode	24	
	Band Edge - L	
	U-NII-2C_5.47-5.725_802.11n HT40_CH134_5670MHz	
ANT	1	
Pol.	Vertical	Fundamental
Peak	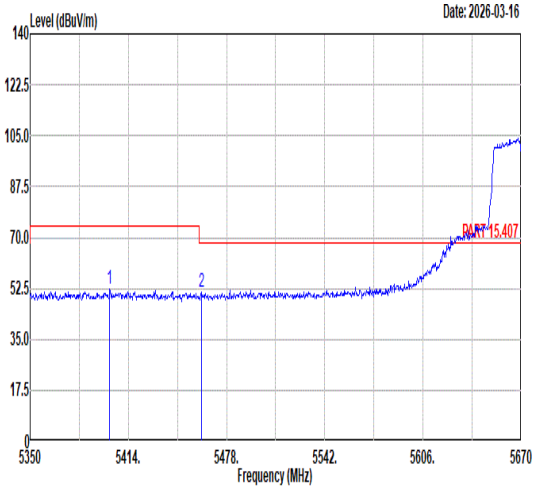 Freq Level Limit Line Margin (dB) Read Level Ant Factor Cable Loss Preamp Factor APos TPos Remark MHz dBuV/m dBuV/m dBuV dB/m dB dB cm deg 1 5401.84 52.33 74.00 -21.67 38.55 35.96 10.50 32.68 228 95 PEAK 2 5461.68 51.18 68.30 -17.12 37.34 35.98 10.55 32.69 228 95 PEAK	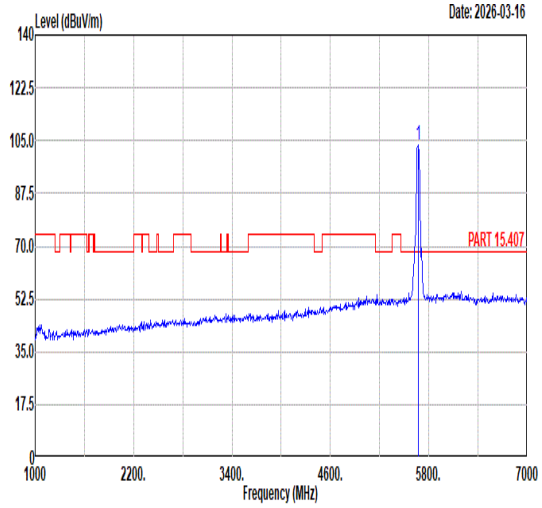 Freq Level Limit Line Margin (dB) Read Level Ant Factor Cable Loss Preamp Factor APos TPos Remark MHz dBuV/m dBuV/m dBuV dB/m dB dB cm deg 1 5670.00 103.72 ------ ------ 89.37 36.27 10.85 32.77 228 95 PEAK
Avg	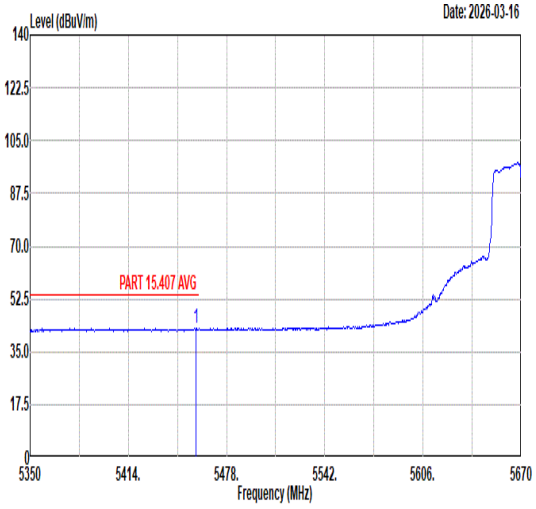 Freq Level Limit Line Margin (dB) Read Level Ant Factor Cable Loss Preamp Factor APos TPos Remark MHz dBuV/m dBuV/m dBuV dB/m dB dB cm deg 1 5458.16 42.89 54.00 -11.11 29.06 35.98 10.54 32.69 228 95 AVERAGE	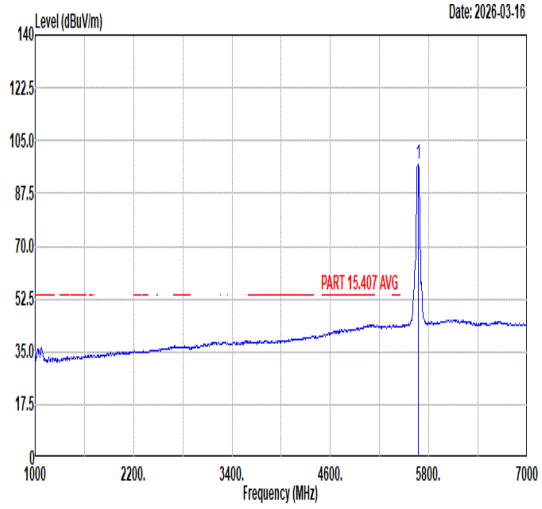 Freq Level Limit Line Margin (dB) Read Level Ant Factor Cable Loss Preamp Factor APos TPos Remark MHz dBuV/m dBuV/m dBuV dB/m dB dB cm deg 1 5670.00 97.28 ------ ------ 82.93 36.27 10.85 32.77 228 95 AVERAGE

Mode	24	
	Band Edge - R	
	U-NII-2C_5.47-5.725_802.11n HT40_CH134_5670MHz	
ANT	1	
Pol.	Vertical	Fundamental
Peak	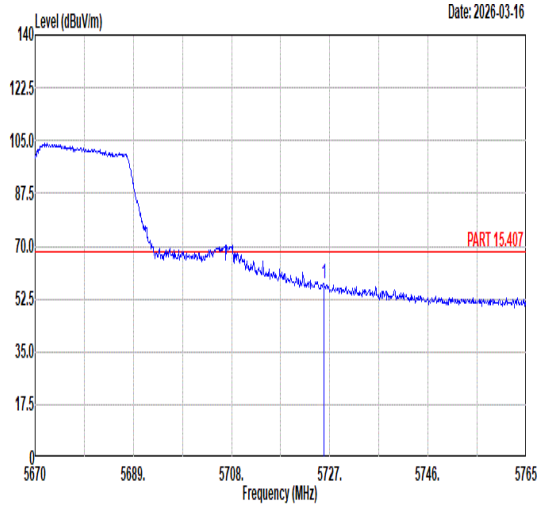 Freq Level Limit Line Margin (dB) Read Level Ant Factor Cable Loss Preamp Factor APos TPos Remark MHz dBuV/m dBuV/m dBuV dB/m dB dB cm deg 1 5725.86 57.49 68.30 -10.81 43.05 36.36 10.87 32.79 228 95 PEAK	Blank

Mode	24	
	Harmonic	
	U-NII-2C_5.47-5.725_802.11n HT40_CH134_5670MHz	
ANT	1	
Pol.	Horizontal	Vertical
Peak Avg	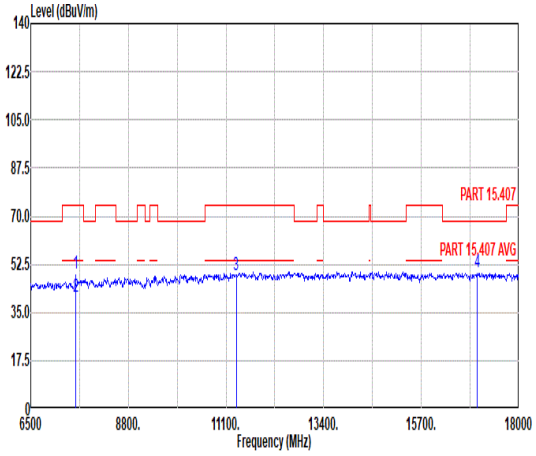 Freq Level Limit Line Margin Read Level Ant Factor Cable Loss Preamp Factor APos TPos Remark MHz dBuV/m dBuV/m dB dBuV dB/m dB dB cm deg 1 7559.81 49.05 74.00 -24.95 52.46 36.68 12.15 52.24 100 321 Peak 2 7559.81 40.44 54.00 -13.56 43.85 36.68 12.15 52.24 100 321 Average 3 11340.00 48.83 74.00 -25.17 46.35 38.14 14.83 50.49 --- --- Peak 4 17010.00 49.41 68.30 -18.89 41.04 42.80 18.09 52.52 --- --- Peak	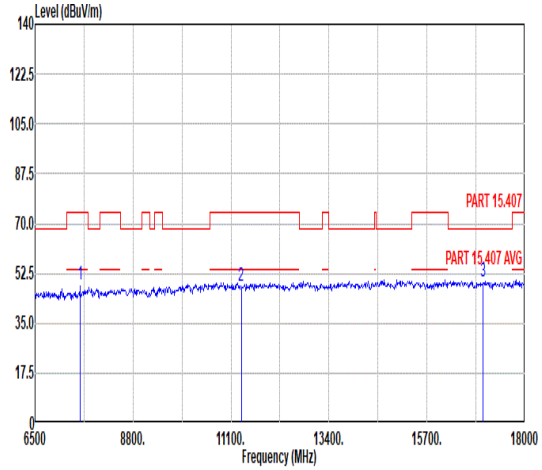 Freq Level Limit Line Margin Read Level Ant Factor Cable Loss Preamp Factor APos TPos Remark MHz dBuV/m dBuV/m dB dBuV dB/m dB dB cm deg 1 7559.81 48.56 74.00 -25.44 51.97 36.68 12.15 52.24 100 319 Peak 2 11340.00 48.00 74.00 -26.00 45.52 38.14 14.83 50.49 --- --- Peak 3 17010.00 49.66 68.30 -18.64 41.29 42.80 18.09 52.52 --- --- Peak

Mode	25	
	Band Edge - L	
	U-NII-1_5.15-5.25_802.11ac VHT80_CH42_5210MHz	
ANT	1	
Pol.	Horizontal	Fundamental
Peak	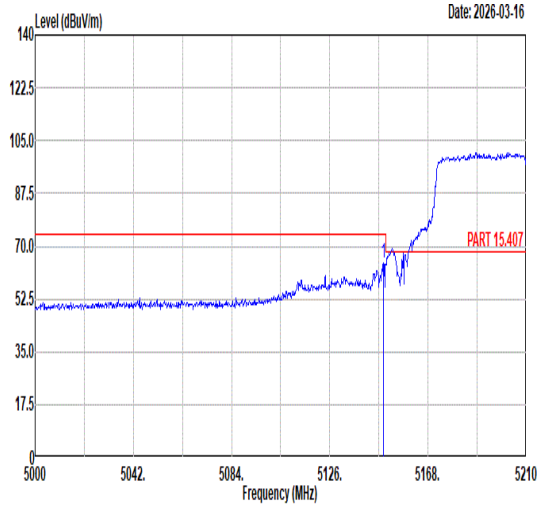 Freq Level Limit Line Margin (dB) Read Level Ant Factor Cable Loss Preamp Factor APos TPos Remark 1 5149.10 64.60 74.00 -9.40 50.86 35.86 10.51 32.63 100 8 PEAK	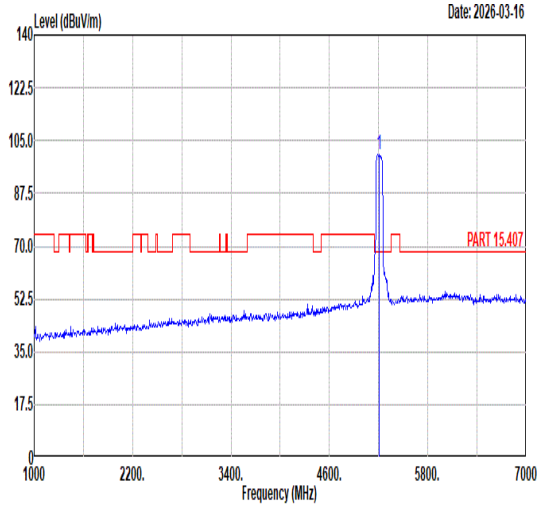 Freq Level Limit Line Margin (dB) Read Level Ant Factor Cable Loss Preamp Factor APos TPos Remark 1 5210.00 100.54 ------ ------ 86.87 35.88 10.43 32.64 100 8 PEAK
Avg	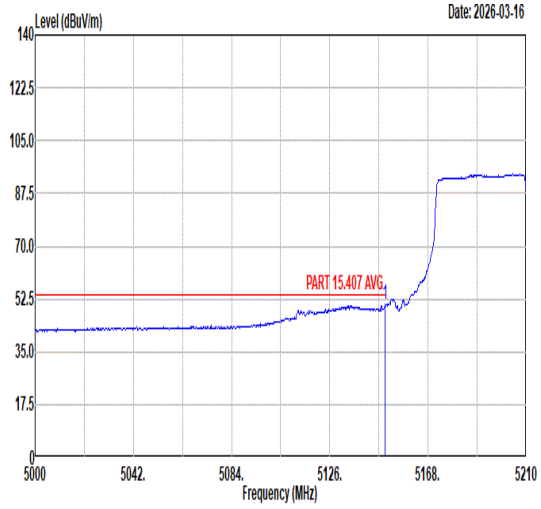 Freq Level Limit Line Margin (dB) Read Level Ant Factor Cable Loss Preamp Factor APos TPos Remark 1 5149.73 50.51 54.00 -3.49 36.77 35.86 10.51 32.63 100 8 AVERAGE	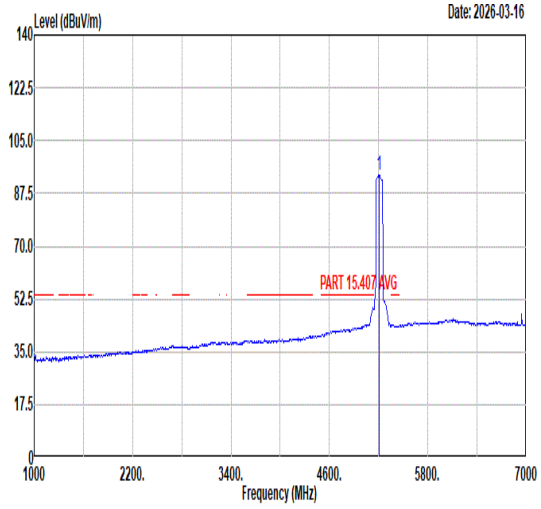 Freq Level Limit Line Margin (dB) Read Level Ant Factor Cable Loss Preamp Factor APos TPos Remark 1 5210.00 93.51 ------ ------ 79.85 35.88 10.42 32.64 100 8 AVERAGE

Mode	25	
	Band Edge - R	
	U-NII-1_5.15-5.25_802.11ac VHT80_CH42_5210MHz	
ANT	1	
Pol.	Horizontal	Fundamental
Peak	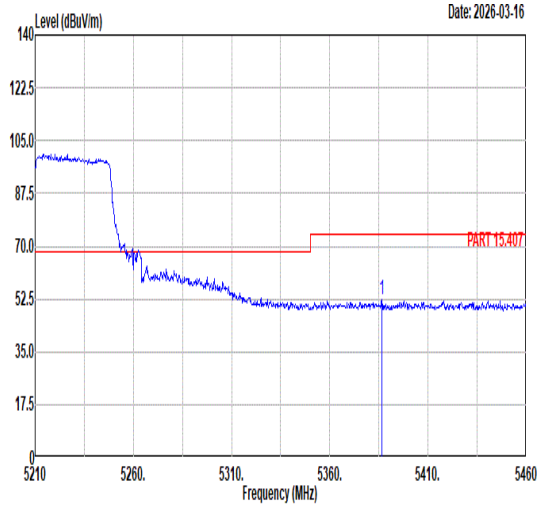 Freq Level Limit Line Margin (dB) Read Level Ant Factor Cable Loss Preamp Factor APos TPos Remark MHz dBuV/m dBuV/m dBuV dB/m dB dB cm deg 1 5386.50 52.21 74.00 -21.79 38.42 35.95 10.52 32.68 100 8 PEAK	Blank
Avg	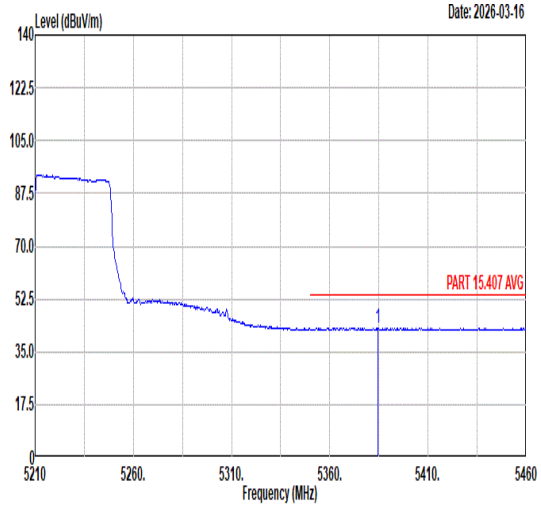 Freq Level Limit Line Margin (dB) Read Level Ant Factor Cable Loss Preamp Factor APos TPos Remark MHz dBuV/m dBuV/m dBuV dB/m dB dB cm deg 1 5384.50 42.98 54.00 -11.02 29.19 35.95 10.52 32.68 100 8 AVERAGE	Blank

Mode	25	
	Band Edge - L	
	U-NII-1_5.15-5.25_802.11ac VHT80_CH42_5210MHz	
ANT	1	
Pol.	Vertical	Fundamental
Peak	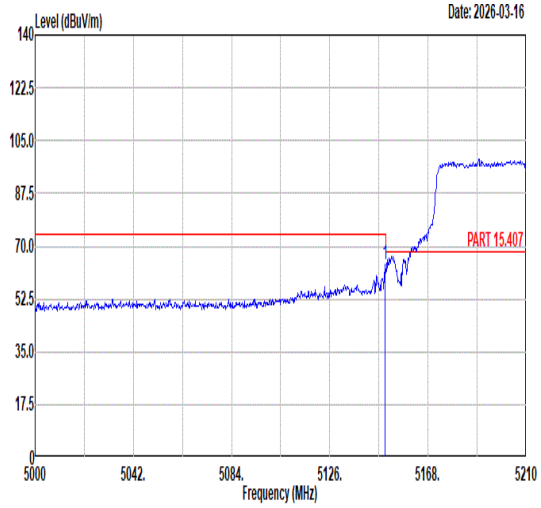 Freq Level Limit Line Margin (dB) Read Level Ant Factor Cable Loss Preamp Factor APos TPos Remark MHz dBuV/m dBuV/m dBuV dB/m dB dB cm deg 1 5149.73 63.88 74.00 -10.12 50.14 35.86 10.51 32.63 210 93 PEAK	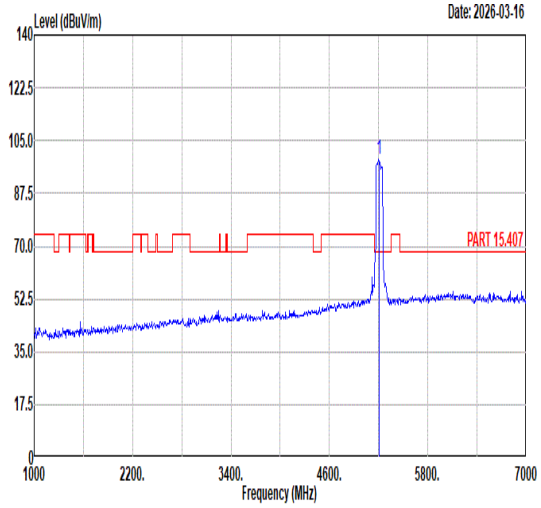 Freq Level Limit Line Margin (dB) Read Level Ant Factor Cable Loss Preamp Factor APos TPos Remark MHz dBuV/m dBuV/m dBuV dB/m dB dB cm deg 1 5210.00 98.86 ------ ------ 85.20 35.88 10.42 32.64 210 93 PEAK
Avg	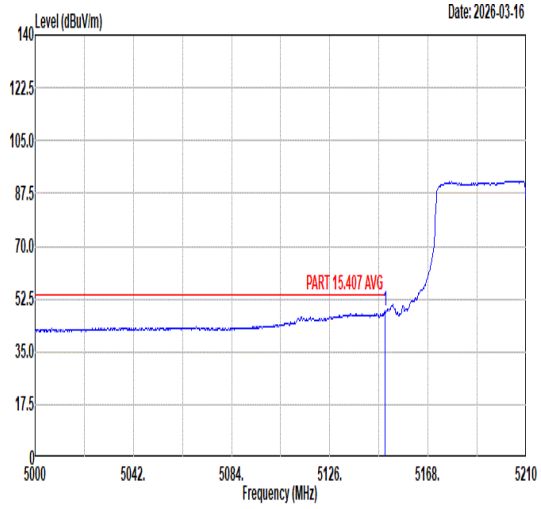 Freq Level Limit Line Margin (dB) Read Level Ant Factor Cable Loss Preamp Factor APos TPos Remark MHz dBuV/m dBuV/m dBuV dB/m dB dB cm deg 1 5149.52 48.35 54.00 -5.65 34.61 35.86 10.51 32.63 210 93 AVERAGE	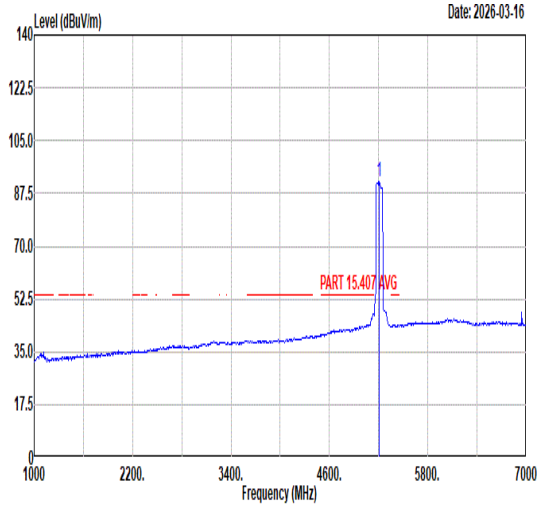 Freq Level Limit Line Margin (dB) Read Level Ant Factor Cable Loss Preamp Factor APos TPos Remark MHz dBuV/m dBuV/m dBuV dB/m dB dB cm deg 1 5210.00 91.39 ------ ------ 77.74 35.88 10.41 32.64 210 93 AVERAGE

Mode	25	
	Band Edge - R	
	U-NII-1_5.15-5.25_802.11ac VHT80_CH42_5210MHz	
ANT	1	
Pol.	Vertical	Fundamental
Peak	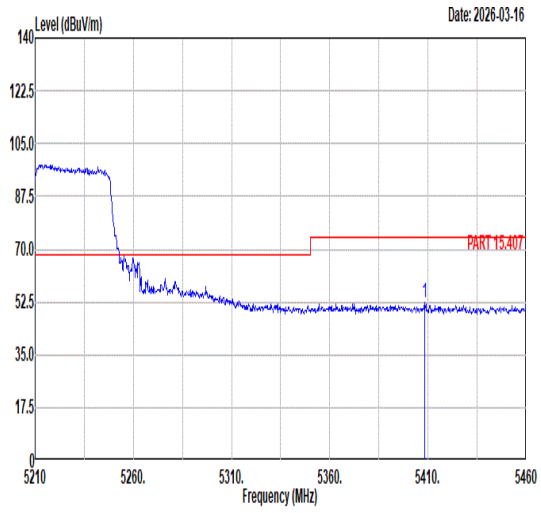 Freq Level Limit Line Margin (dB) Read Level Ant Factor Cable Loss Preamp Factor APos TPos Remark MHz dBuV/m dBuV/m dBuV dB/m dB dB cm deg 1 5408.25 52.23 74.00 -21.77 38.45 35.96 10.50 32.68 210 93 PEAK	Blank
Avg	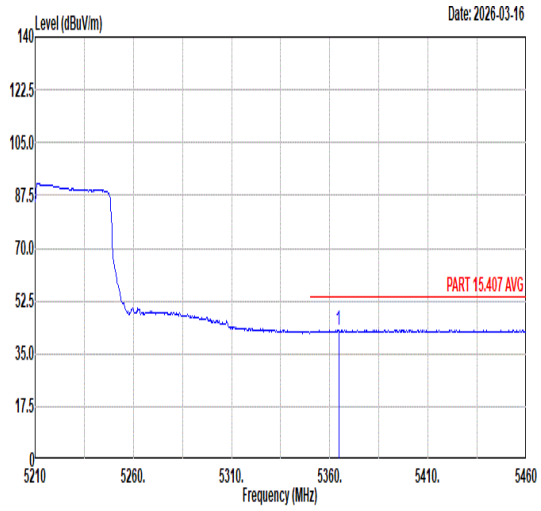 Freq Level Limit Line Margin (dB) Read Level Ant Factor Cable Loss Preamp Factor APos TPos Remark MHz dBuV/m dBuV/m dBuV dB/m dB dB cm deg 1 5364.50 43.05 54.00 -10.95 29.23 35.95 10.54 32.67 210 93 AVERAGE	Blank

Mode	25	
	Harmonic	
	U-NII-1_5.15-5.25_802.11ac VHT80_CH42_5210MHz	
ANT	1	
Pol.	Horizontal	Vertical
Peak Avg	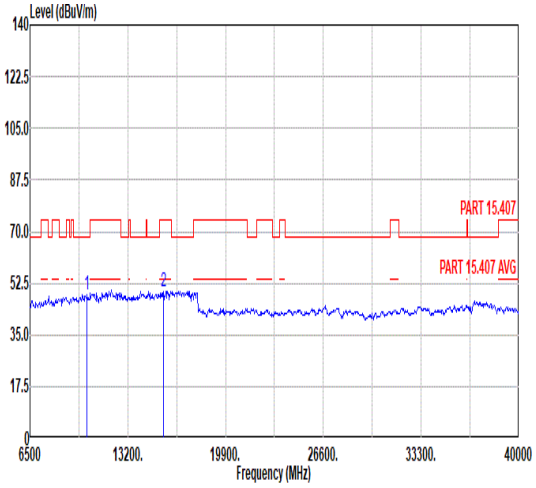 Freq Level Limit Line Margin Read Level Ant Factor Cable Loss Preamp Factor APos TPos Remark MHz dBuV/m dBuV/m dB dBuV dB/m dB dB cm deg 1 10420.00 48.75 68.30 -19.55 47.68 37.90 14.59 51.42 --- --- Peak 2 15630.00 49.49 74.00 -24.51 43.83 40.87 17.18 52.39 --- --- Peak	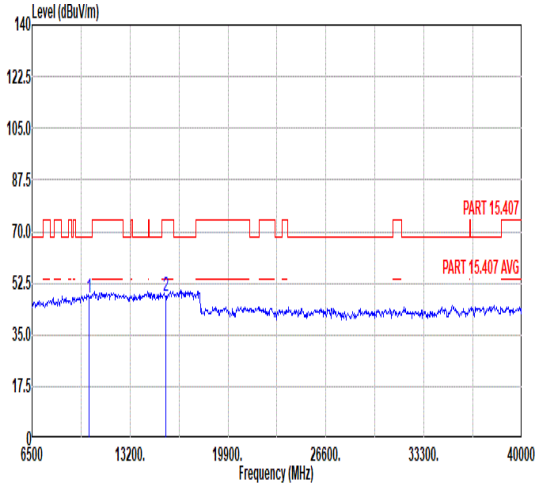 Freq Level Limit Line Margin Read Level Ant Factor Cable Loss Preamp Factor APos TPos Remark MHz dBuV/m dBuV/m dB dBuV dB/m dB dB cm deg 1 10420.00 47.63 68.30 -20.67 46.56 37.90 14.59 51.42 --- --- Peak 2 15630.00 47.89 74.00 -26.11 42.23 40.87 17.18 52.39 --- --- Peak

Mode	26	
	Band Edge - L	
	U-NII-2A_5.25-5.35_802.11ac VHT80_CH58_5290MHz	
ANT	1	
Pol.	Horizontal	Fundamental
Peak	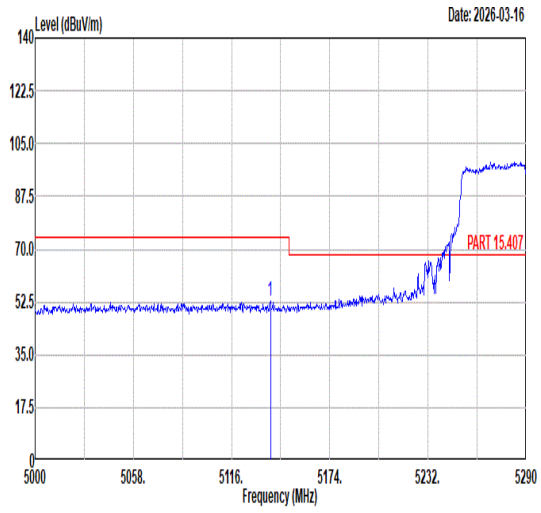 Freq Level Limit Line Margin (dB) Read Level Ant Factor Cable Loss Preamp Factor APos TPos Remark 1 5138.91 52.78 74.00 -21.22 39.02 35.86 10.53 32.63 100 10 PEAK	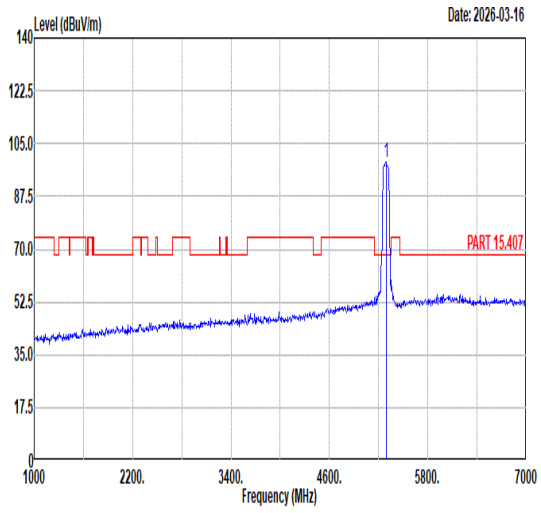 Freq Level Limit Line Margin (dB) Read Level Ant Factor Cable Loss Preamp Factor APos TPos Remark 1 5290.00 98.93 ------ ------ 85.09 35.92 10.58 32.66 100 10 PEAK
Avg	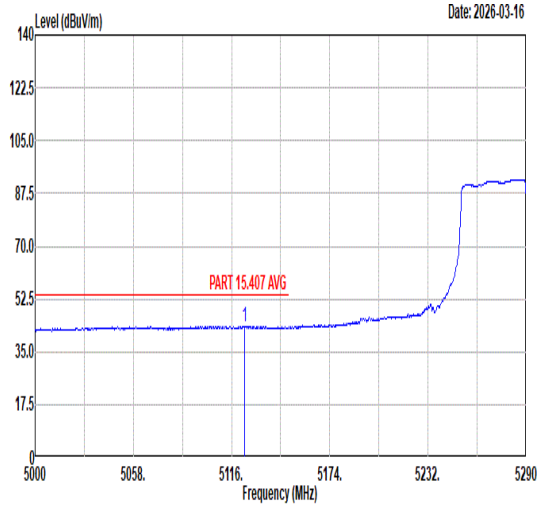 Freq Level Limit Line Margin (dB) Read Level Ant Factor Cable Loss Preamp Factor APos TPos Remark 1 5123.83 43.57 54.00 -10.43 29.78 35.85 10.56 32.62 100 10 AVERAGE	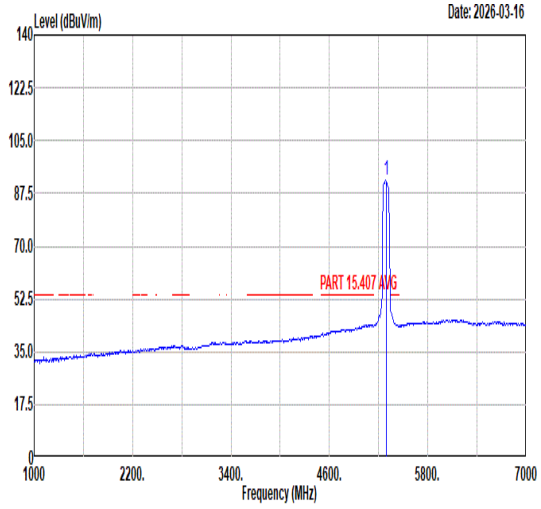 Freq Level Limit Line Margin (dB) Read Level Ant Factor Cable Loss Preamp Factor APos TPos Remark 1 5290.00 91.81 ------ ------ 77.99 35.91 10.57 32.66 100 10 AVERAGE

Mode	26	
	Band Edge - R	
	U-NII-2A_5.25-5.35_802.11ac VHT80_CH58_5290MHz	
ANT	1	
Pol.	Horizontal	Fundamental
Peak	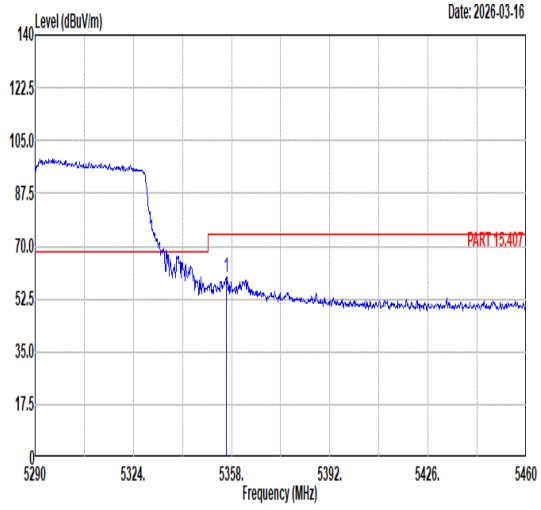 Freq Level Limit Line Margin (dB) Read Level Ant Factor Cable Loss Preamp Factor APos TPos Remark MHz dBuV/m dBuV/m dBuV dB/m dB dB cm deg 1 5356.30 59.96 74.00 -14.04 46.14 35.94 10.55 32.67 100 10 PEAK	Blank
Avg	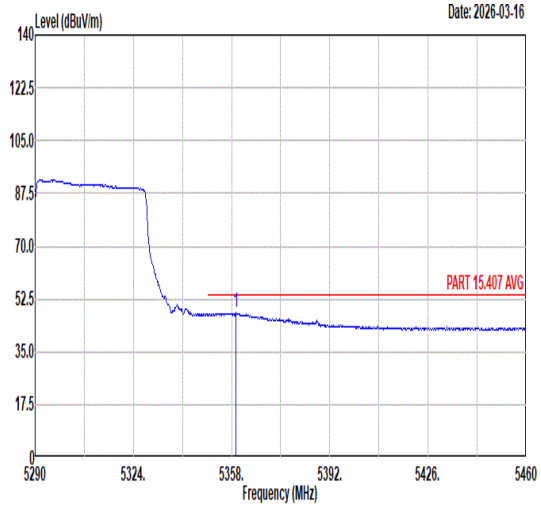 Freq Level Limit Line Margin (dB) Read Level Ant Factor Cable Loss Preamp Factor APos TPos Remark MHz dBuV/m dBuV/m dBuV dB/m dB dB cm deg 1 5359.36 47.89 54.00 -6.11 34.08 35.94 10.54 32.67 100 10 AVERAGE	Blank

Mode	26	
	Band Edge - L	
	U-NII-2A_5.25-5.35_802.11ac VHT80_CH58_5290MHz	
ANT	1	
Pol.	Vertical	Fundamental
Peak	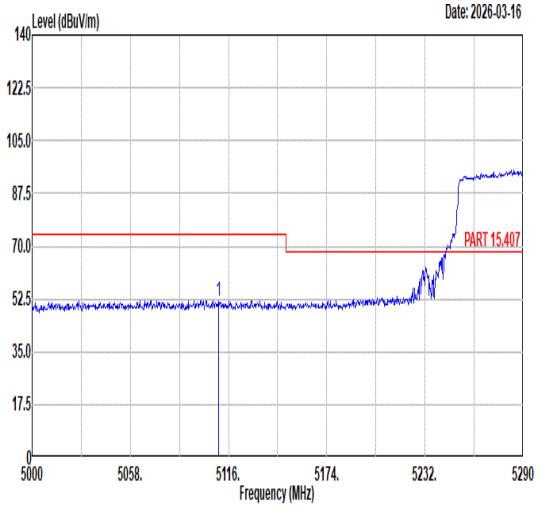 Freq Level Limit Line Margin (dB) Read Level Ant Factor Cable Loss Preamp Factor APos TPos Remark MHz dBuV/m dBuV/m dBuV dB/m dB dB cm deg 1 5109.91 52.02 74.00 -21.98 38.21 35.84 10.59 32.62 237 92 PEAK	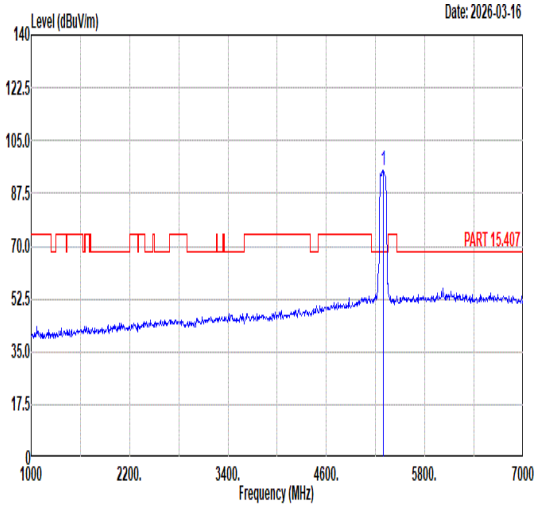 Freq Level Limit Line Margin (dB) Read Level Ant Factor Cable Loss Preamp Factor APos TPos Remark MHz dBuV/m dBuV/m dBuV dB/m dB dB cm deg 1 5290.00 95.31 ------ ------ 81.46 35.92 10.59 32.66 237 92 PEAK
Avg	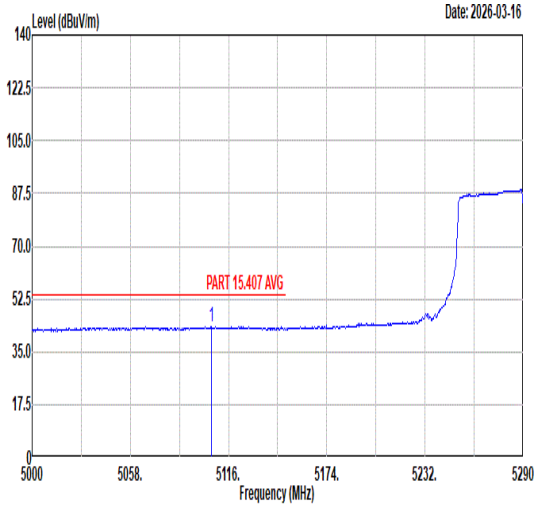 Freq Level Limit Line Margin (dB) Read Level Ant Factor Cable Loss Preamp Factor APos TPos Remark MHz dBuV/m dBuV/m dBuV dB/m dB dB cm deg 1 5105.85 43.26 54.00 -10.74 29.44 35.84 10.60 32.62 237 92 AVERAGE	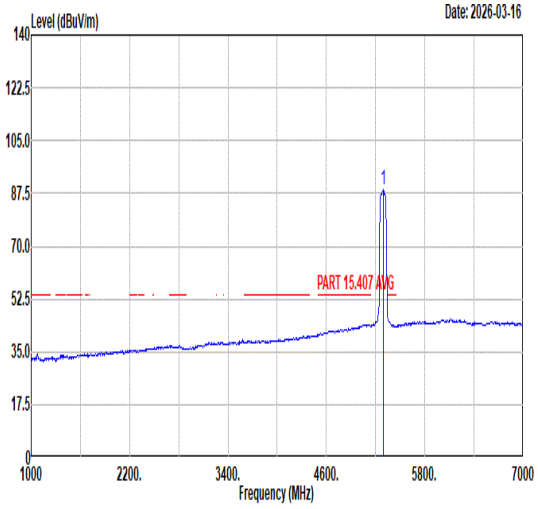 Freq Level Limit Line Margin (dB) Read Level Ant Factor Cable Loss Preamp Factor APos TPos Remark MHz dBuV/m dBuV/m dBuV dB/m dB dB cm deg 1 5290.00 88.52 ------ ------ 74.68 35.92 10.58 32.66 237 92 AVERAGE

Mode	26	
	Band Edge - R	
	U-NII-2A_5.25-5.35_802.11ac VHT80_CH58_5290MHz	
ANT	1	
Pol.	Vertical	Fundamental
Peak	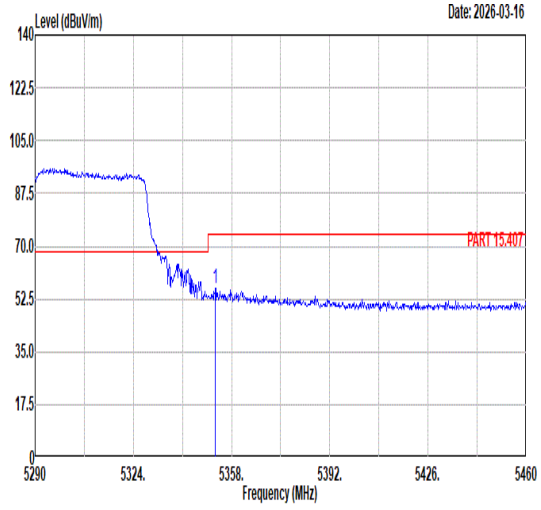 Freq Level Limit Line Margin (dB) Read Level Ant Factor Cable Loss Preamp Factor APos TPos Remark MHz dBuV/m dBuV/m dBuV dB/m dB dB cm deg 1 5352.39 56.25 74.00 -17.75 42.43 35.94 10.55 32.67 237 92 PEAK	Blank
Avg	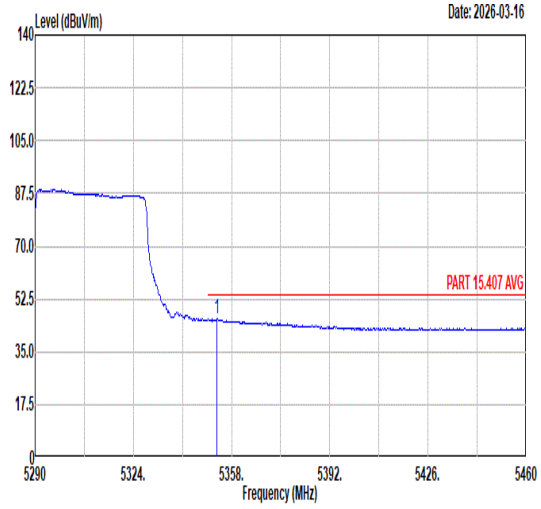 Freq Level Limit Line Margin (dB) Read Level Ant Factor Cable Loss Preamp Factor APos TPos Remark MHz dBuV/m dBuV/m dBuV dB/m dB dB cm deg 1 5352.90 45.78 54.00 -8.22 31.96 35.94 10.55 32.67 237 92 AVERAGE	Blank

Mode	26	
	Harmonic	
	U-NII-2A_5.25-5.35_802.11ac VHT80_CH58_5290MHz	
ANT	1	
Pol.	Horizontal	Vertical
Peak Avg	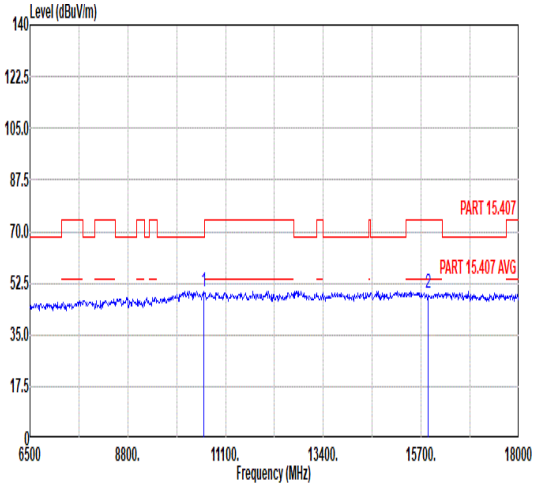 Freq Level Limit Line Margin Read Level Ant Factor Cable Loss Preamp Factor APos TPos Remark MHz dBuV/m dBuV/m dB dBuV dB/m dB dB cm deg 1 10580.00 49.51 68.30 -18.79 48.33 37.90 14.60 51.32 --- --- Peak 2 15870.00 48.98 74.00 -25.02 43.60 41.08 17.21 52.91 --- --- Peak	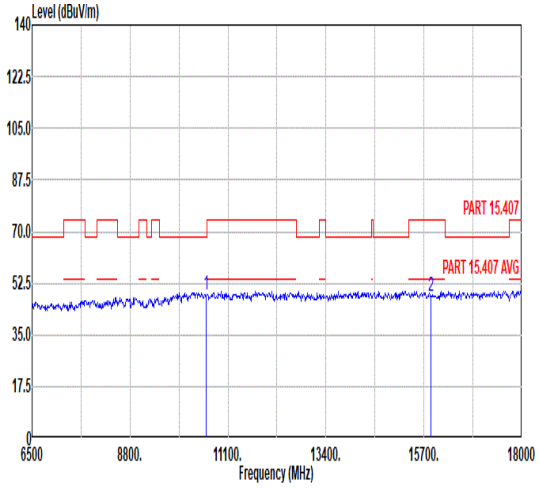 Freq Level Limit Line Margin Read Level Ant Factor Cable Loss Preamp Factor APos TPos Remark MHz dBuV/m dBuV/m dB dBuV dB/m dB dB cm deg 1 10580.00 48.41 68.30 -19.89 47.23 37.90 14.60 51.32 --- --- Peak 2 15870.00 48.15 74.00 -25.85 42.77 41.08 17.21 52.91 --- --- Peak

Mode	27
	Band Edge - L
	U-NII-2C_5.47-5.725_802.11ac VHT80_CH106_5530MHz
ANT	1

Pol.	Horizontal	Fundamental
Peak	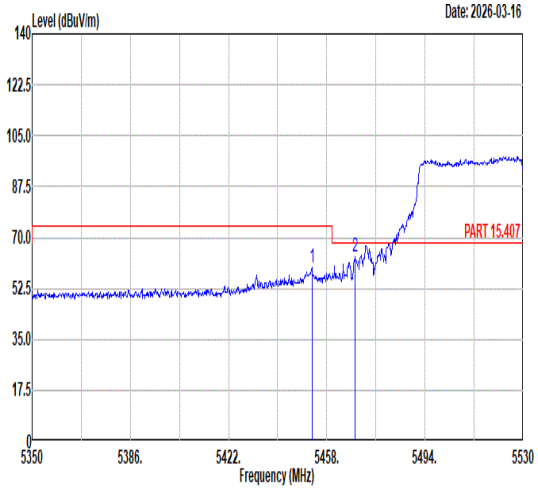 Freq Level Limit Line Margin (dB) Read Level Ant Factor Cable Loss Preamp Factor APos TPos Remark MHz dBuV/m dBuV/m dBuV dB/m dB dB cm deg 1 5452.60 59.84 74.00 -14.16 46.01 35.98 10.54 32.69 109 0 PEAK 2 5468.44 63.19 68.30 -5.11 49.34 35.99 10.55 32.69 109 0 PEAK	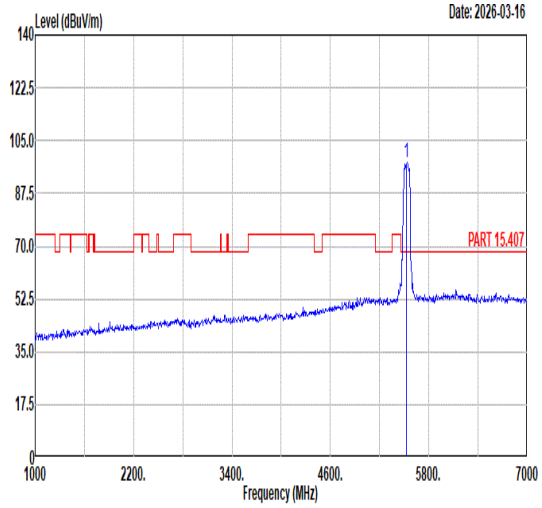 Freq Level Limit Line Margin (dB) Read Level Ant Factor Cable Loss Preamp Factor APos TPos Remark MHz dBuV/m dBuV/m dBuV dB/m dB dB cm deg 1 5530.00 97.62 ------ ------ 83.65 36.06 10.62 32.71 109 0 PEAK
Avg	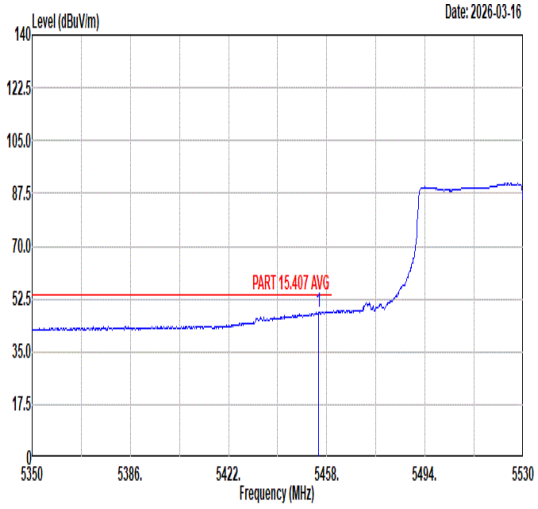 Freq Level Limit Line Margin (dB) Read Level Ant Factor Cable Loss Preamp Factor APos TPos Remark MHz dBuV/m dBuV/m dBuV dB/m dB dB cm deg 1 5454.94 48.32 54.00 -5.68 34.49 35.98 10.54 32.69 109 0 AVERAGE	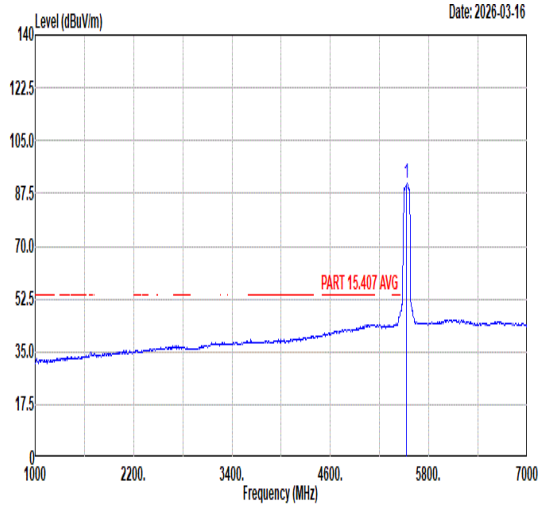 Freq Level Limit Line Margin (dB) Read Level Ant Factor Cable Loss Preamp Factor APos TPos Remark MHz dBuV/m dBuV/m dBuV dB/m dB dB cm deg 1 5530.00 90.72 ------ ------ 76.75 36.06 10.62 32.71 109 0 AVERAGE

Mode	27	
	Band Edge - R	
	U-NII-2C_5.47-5.725_802.11ac VHT80_CH106_5530MHz	
ANT	1	
Pol.	Horizontal	Fundamental
Peak	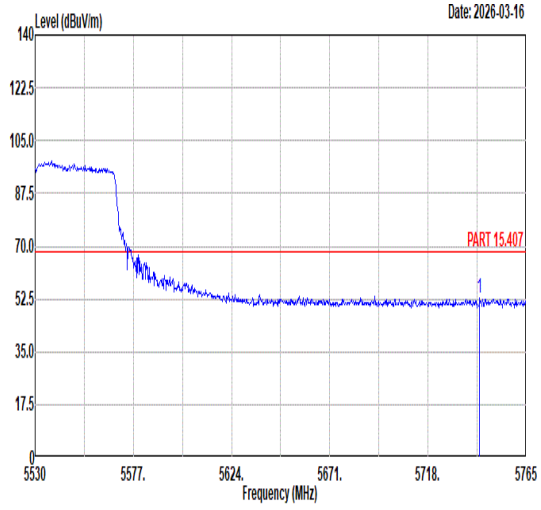 Freq Level Limit Line Margin (dB) Read Level Ant Factor Cable Loss Preamp Factor APos TPos Remark MHz dBuV/m dBuV/m dBuV dB/m dB dB cm deg 1 5742.68 52.72 68.30 -15.58 38.27 36.39 10.86 32.80 109 0 PEAK	Blank

Mode	27	
	Band Edge - L	
	U-NII-2C_5.47-5.725_802.11ac VHT80_CH106_5530MHz	
ANT	1	
Pol.	Vertical	Fundamental
Peak	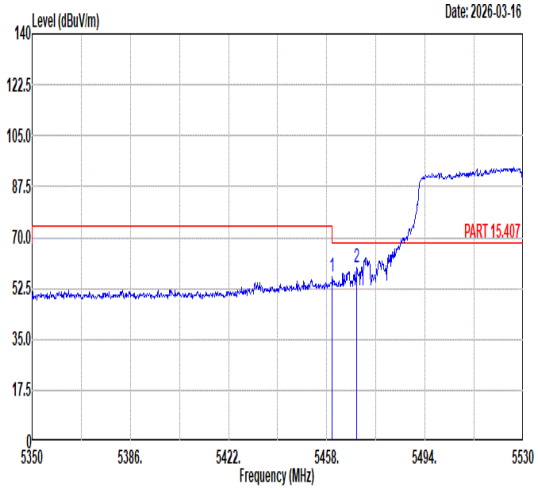 Freq Level Limit Line Margin (dB) Read Level Ant Factor Cable Loss Preamp Factor APos TPos Remark MHz dBuV/m dBuV/m dBuV dB/m dB dB cm deg 1 5459.98 56.38 74.00 -17.62 42.55 35.98 10.54 32.69 215 94 PEAK 2 5468.98 59.56 68.30 -8.74 45.71 35.99 10.55 32.69 215 94 PEAK	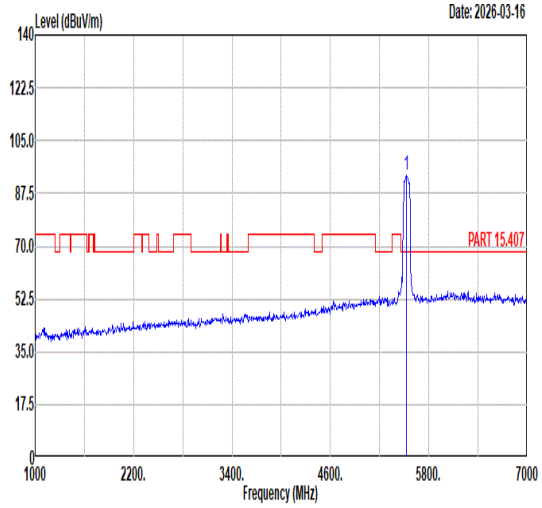 Freq Level Limit Line Margin (dB) Read Level Ant Factor Cable Loss Preamp Factor APos TPos Remark MHz dBuV/m dBuV/m dBuV dB/m dB dB cm deg 1 5530.00 93.50 ------ ------ 79.57 36.04 10.60 32.71 215 94 PEAK
Avg	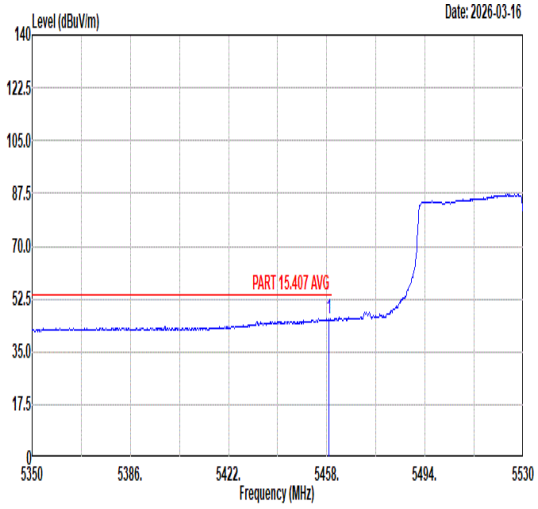 Freq Level Limit Line Margin (dB) Read Level Ant Factor Cable Loss Preamp Factor APos TPos Remark MHz dBuV/m dBuV/m dBuV dB/m dB dB cm deg 1 5458.90 46.03 54.00 -7.97 32.20 35.98 10.54 32.69 215 94 AVERAGE	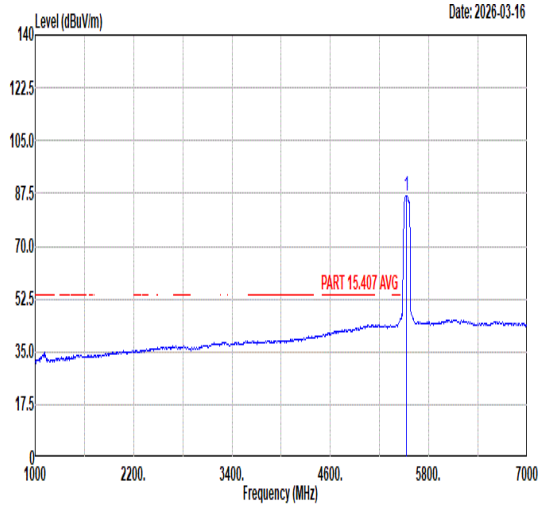 Freq Level Limit Line Margin (dB) Read Level Ant Factor Cable Loss Preamp Factor APos TPos Remark MHz dBuV/m dBuV/m dBuV dB/m dB dB cm deg 1 5530.00 86.73 ------ ------ 72.78 36.05 10.61 32.71 215 94 AVERAGE

Mode	27	
	Band Edge - R	
	U-NII-2C_5.47-5.725_802.11ac VHT80_CH106_5530MHz	
ANT	1	
Pol.	Vertical	Fundamental
Peak	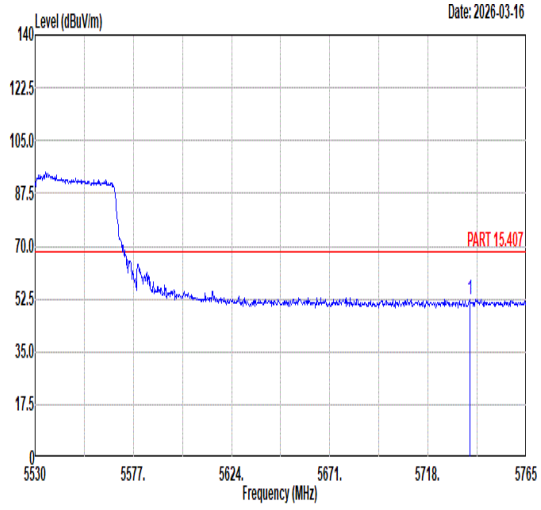 Freq Level Limit Line Margin (dB) Read Level Ant Factor Cable Loss Preamp Factor APos TPos Remark MHz dBuV/m dBuV/m dBuV dB/m dB dB cm deg 1 5738.21 52.53 68.30 -15.77 38.09 36.38 10.86 32.80 215 94 PEAK	Blank

Mode	27	
	Harmonic	
	U-NII-2C_5.47-5.725_802.11ac VHT80_CH106_5530MHz	
ANT	1	
Pol.	Horizontal	Vertical
Peak Avg	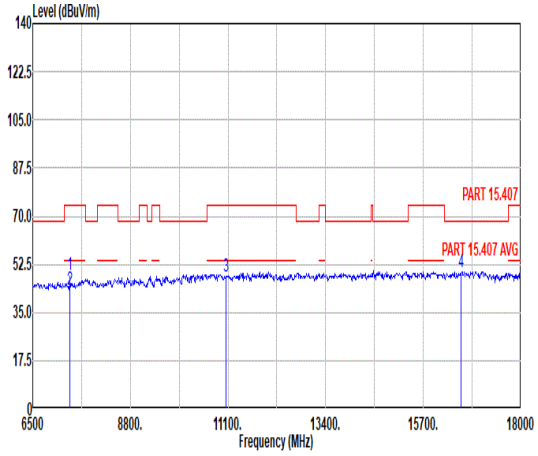 Freq Level Limit Line Margin Read Level Ant Factor Cable Loss Preamp Factor APos TPos Remark MHz dBuV/m dBuV/m dB dBuV dB/m dB dB cm deg 1 7373.15 48.83 74.00 -25.17 52.54 36.55 11.99 52.25 100 321 Peak 2 7373.15 43.07 54.00 -10.93 46.78 36.55 11.99 52.25 100 321 Average 3 11060.00 48.25 74.00 -25.75 46.48 37.94 14.66 50.83 --- --- Peak 4 16590.00 49.59 68.30 -18.71 42.70 42.14 17.74 52.99 --- --- Peak	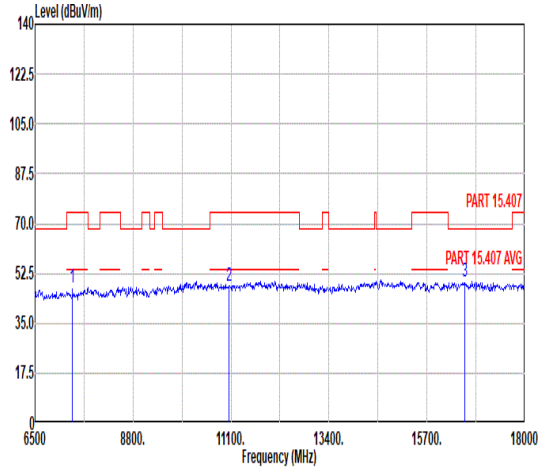 Freq Level Limit Line Margin Read Level Ant Factor Cable Loss Preamp Factor APos TPos Remark MHz dBuV/m dBuV/m dB dBuV dB/m dB dB cm deg 1 7373.15 47.63 74.00 -26.37 51.34 36.55 11.99 52.25 100 321 Peak 2 11060.00 48.03 74.00 -25.97 46.26 37.94 14.66 50.83 --- --- Peak 3 16590.00 49.66 68.30 -18.64 42.77 42.14 17.74 52.99 --- --- Peak

Mode	28	
	Band Edge - L	
	U-NII-2C_5.47-5.725_802.11ac VHT80_CH122_5610MHz	
ANT	1	
Pol.	Horizontal	Fundamental
Peak	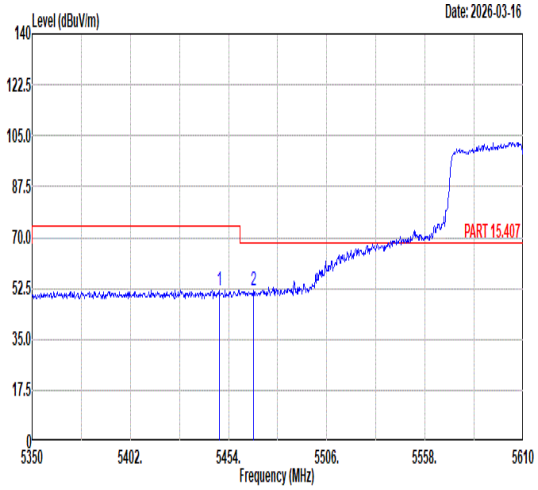 Freq Level Limit Line Margin (dB) Read Level Ant Factor Cable Loss Preamp Factor APos TPos Remark MHz dBuV/m dBuV/m dBuV dB/m dB dB cm deg 1 5449.06 51.91 74.00 -22.09 38.08 35.98 10.54 32.69 103 8 PEAK 2 5467.26 51.80 68.30 -16.50 37.95 35.99 10.55 32.69 103 8 PEAK	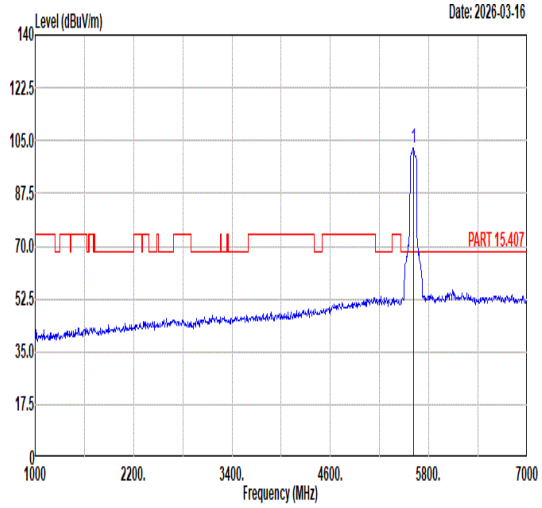 Freq Level Limit Line Margin (dB) Read Level Ant Factor Cable Loss Preamp Factor APos TPos Remark MHz dBuV/m dBuV/m dBuV dB/m dB dB cm deg 1 5610.00 102.30 ------ ------ 88.14 36.18 10.73 32.75 103 8 PEAK
Avg	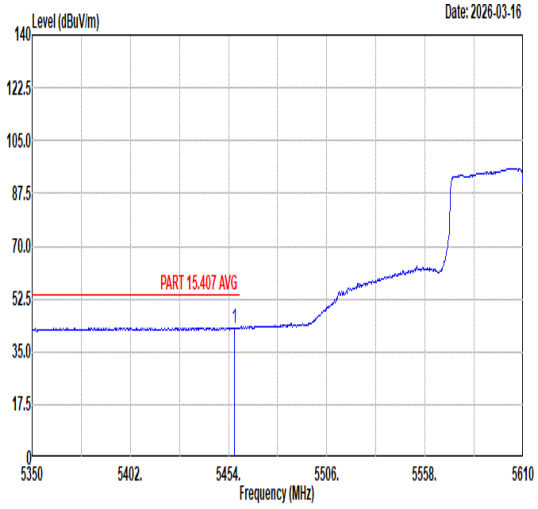 Freq Level Limit Line Margin (dB) Read Level Ant Factor Cable Loss Preamp Factor APos TPos Remark MHz dBuV/m dBuV/m dBuV dB/m dB dB cm deg 1 5457.12 43.04 54.00 -10.96 29.21 35.98 10.54 32.69 103 8 AVERAGE	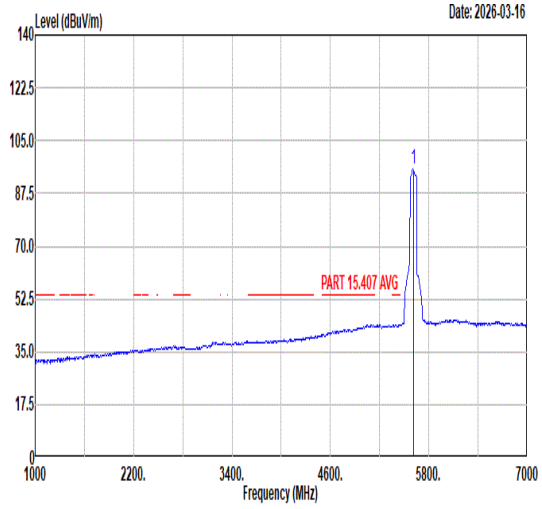 Freq Level Limit Line Margin (dB) Read Level Ant Factor Cable Loss Preamp Factor APos TPos Remark MHz dBuV/m dBuV/m dBuV dB/m dB dB cm deg 1 5610.00 95.45 ------ ------ 81.31 36.17 10.71 32.74 103 8 AVERAGE

Mode	28	
	Band Edge - R	
	U-NII-2C_5.47-5.725_802.11ac VHT80_CH122_5610MHz	
ANT	1	
Pol.	Horizontal	Fundamental
Peak	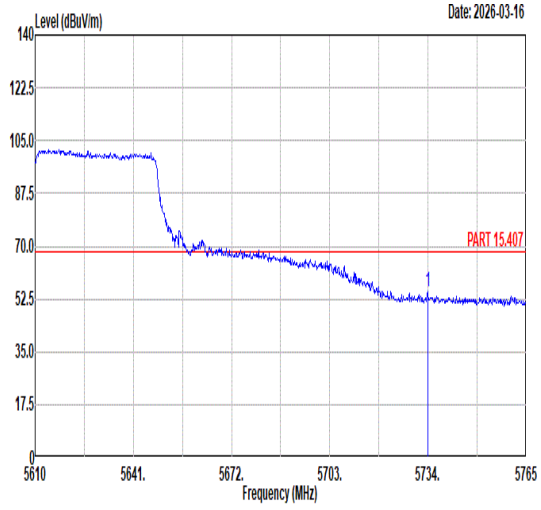 Freq Level Limit Line Margin (dB) Read Level Ant Factor Cable Loss Preamp Factor APos TPos Remark MHz dBuV/m dBuV/m dBuV dB/m dB dB cm deg 1 5733.85 54.91 68.30 -13.39 40.46 36.37 10.87 32.79 103 8 PEAK	Blank

Mode	28	
	Band Edge - L	
	U-NII-2C_5.47-5.725_802.11ac VHT80_CH122_5610MHz	
ANT	1	
Pol.	Vertical	Fundamental
Peak	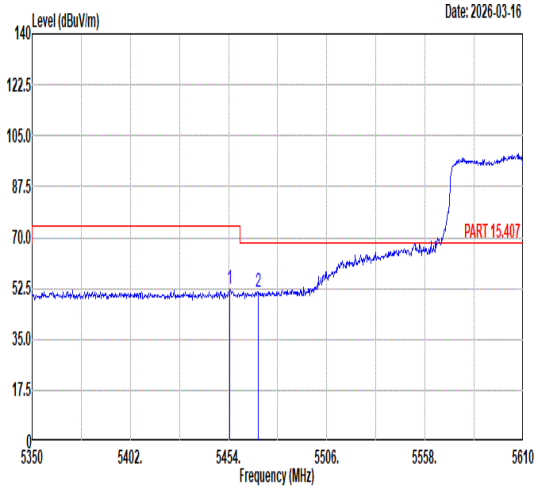 Freq Level Limit Line Margin (dB) Read Level Ant Factor Cable Loss Preamp Factor APos TPos Remark MHz dBuV/m dBuV/m dBuV dB/m dB dB cm deg 1 5454.78 52.39 74.00 -21.61 38.56 35.98 10.54 32.69 220 93 PEAK 2 5469.86 51.36 68.30 -16.94 37.51 35.99 10.55 32.69 220 93 PEAK	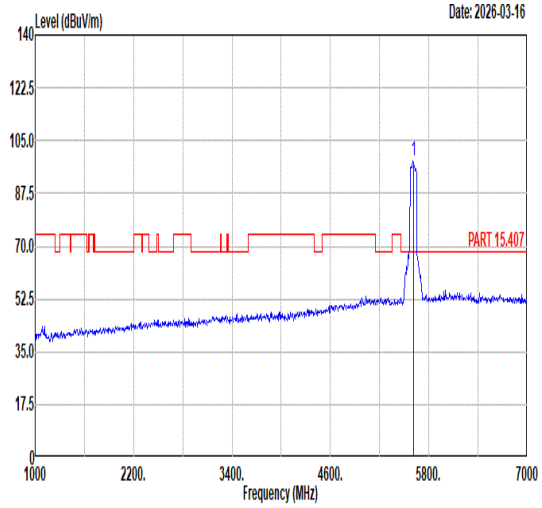 Freq Level Limit Line Margin (dB) Read Level Ant Factor Cable Loss Preamp Factor APos TPos Remark MHz dBuV/m dBuV/m dBuV dB/m dB dB cm deg 1 5610.00 98.39 ------ ------ 84.27 36.16 10.70 32.74 220 93 PEAK
Avg	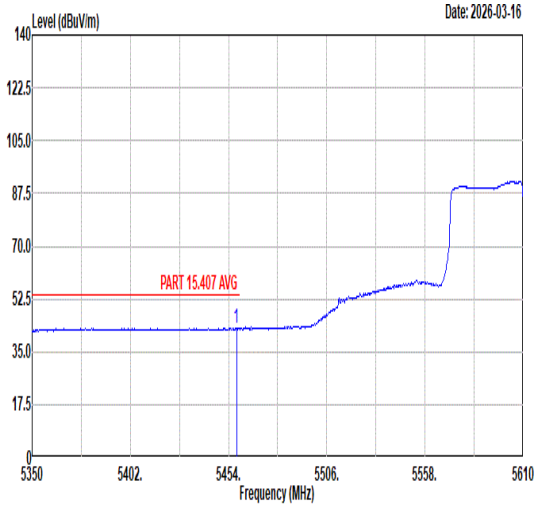 Freq Level Limit Line Margin (dB) Read Level Ant Factor Cable Loss Preamp Factor APos TPos Remark MHz dBuV/m dBuV/m dBuV dB/m dB dB cm deg 1 5458.16 42.89 54.00 -11.11 29.06 35.98 10.54 32.69 220 93 AVERAGE	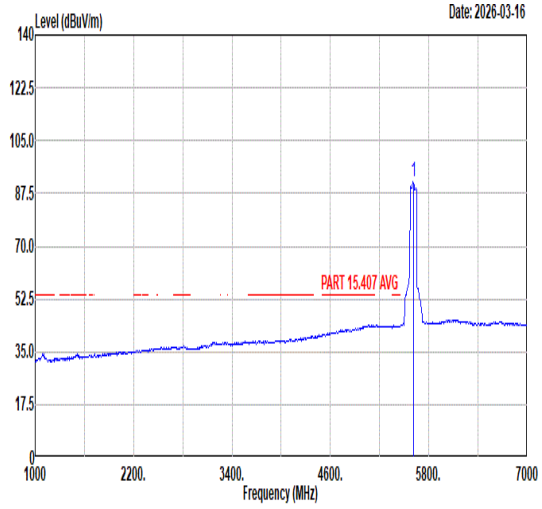 Freq Level Limit Line Margin (dB) Read Level Ant Factor Cable Loss Preamp Factor APos TPos Remark MHz dBuV/m dBuV/m dBuV dB/m dB dB cm deg 1 5610.00 91.22 ------ ------ 77.10 36.16 10.70 32.74 220 93 AVERAGE

Mode	28	
	Band Edge - R	
	U-NII-2C_5.47-5.725_802.11ac VHT80_CH122_5610MHz	
ANT	1	
Pol.	Vertical	Fundamental
Peak	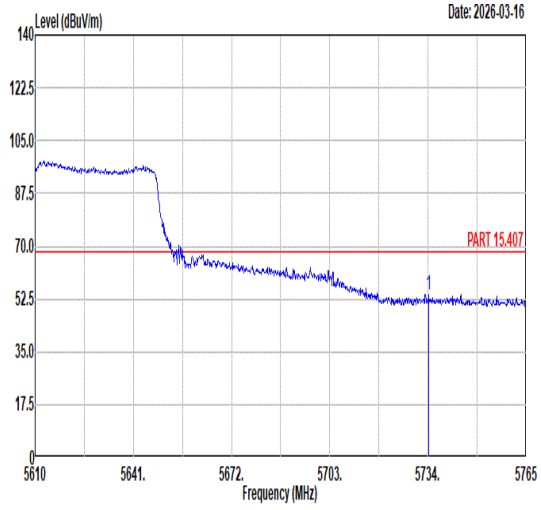 Freq Level Limit Line Margin (dB) Read Level Ant Factor Cable Loss Preamp Factor APos TPos Remark MHz dBuV/m dBuV/m dBuV dB/m dB dB cm deg 1 5734.31 54.10 68.30 -14.20 39.65 36.37 10.87 32.79 220 93 PEAK	Blank

Mode	28	
	Harmonic	
	U-NII-2C_5.47-5.725_802.11ac VHT80_CH122_5610MHz	
ANT	1	
Pol.	Horizontal	Vertical
Peak Avg	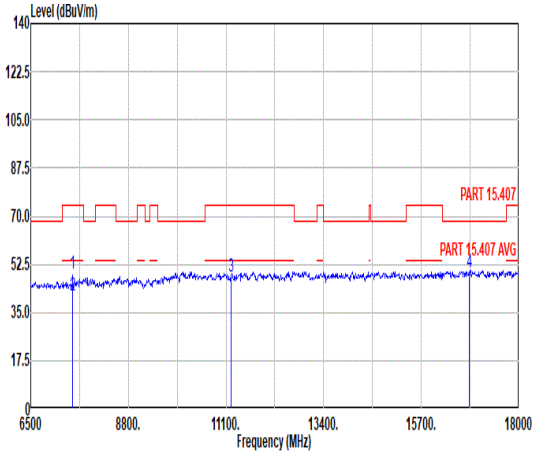 Freq Level Limit Line Margin Read Level Ant Factor Cable Loss Preamp Factor APos TPos Remark MHz dBuV/m dBuV/m dB dBuV dB/m dB dB cm deg 1 7479.81 49.30 74.00 -24.70 52.89 36.68 12.02 52.29 100 321 Peak 2 7479.81 40.97 54.00 -13.03 44.56 36.68 12.02 52.29 100 321 Average 3 11220.00 48.17 74.00 -25.83 46.00 38.05 14.76 50.64 --- --- Peak 4 16830.00 49.67 68.30 -18.63 41.89 42.53 17.95 52.70 --- --- Peak	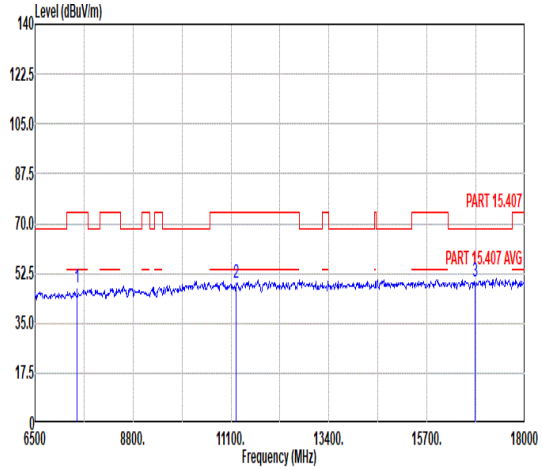 Freq Level Limit Line Margin Read Level Ant Factor Cable Loss Preamp Factor APos TPos Remark MHz dBuV/m dBuV/m dB dBuV dB/m dB dB cm deg 1 7479.81 47.66 74.00 -26.34 51.25 36.68 12.02 52.29 100 319 Peak 2 11220.00 48.89 74.00 -25.11 46.72 38.05 14.76 50.64 --- --- Peak 3 16830.00 49.40 68.30 -18.90 41.62 42.53 17.95 52.70 --- --- Peak

Mode	29	
	Band Edge	
	U-NII-3_5.725-5.85_802.11a_CH149_5745MHz	
ANT	1	
Pol.	Horizontal	Fundamental
Peak	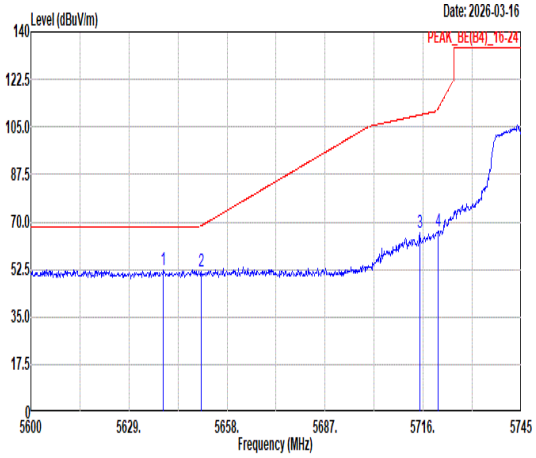 Freq Level Limit Line Margin (dB) Read Level Ant Factor Cable Loss Preamp Factor APos TPos Remark MHz dBuV/m dBuV/m dBuV dB/m dB dB cm deg 1 5639.15 52.51 68.30 -15.79 38.27 36.22 10.78 32.76 185 255 PEAK 2 5650.46 51.79 68.64 -16.85 37.50 36.24 10.81 32.76 185 255 PEAK 3 5715.13 65.97 109.44 -43.47 51.54 36.34 10.88 32.79 185 255 PEAK 4 5720.35 66.82 111.60 -44.78 52.38 36.35 10.88 32.79 185 255 PEAK	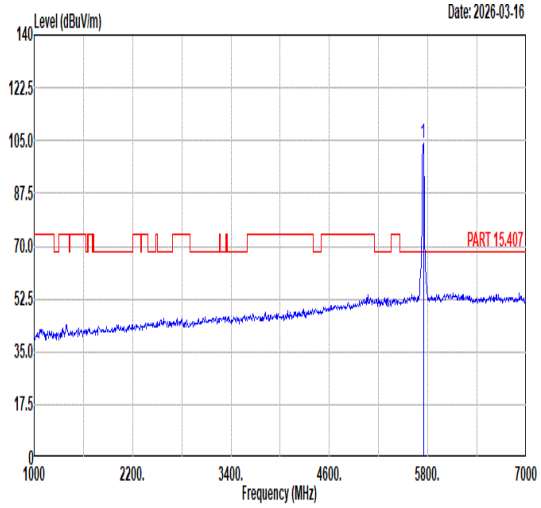 Freq Level Limit Line Margin (dB) Read Level Ant Factor Cable Loss Preamp Factor APos TPos Remark MHz dBuV/m dBuV/m dBuV dB/m dB dB cm deg 1 5745.00 104.05 ------ ------ 89.60 36.39 10.86 32.80 185 255 PEAK
Avg	Blank	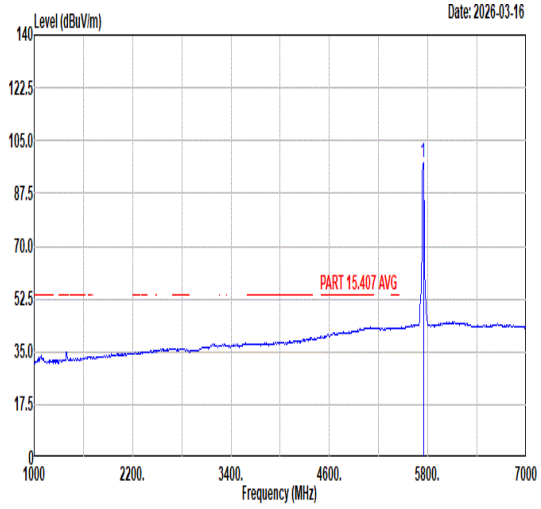 Freq Level Limit Line Margin (dB) Read Level Ant Factor Cable Loss Preamp Factor APos TPos Remark MHz dBuV/m dBuV/m dBuV dB/m dB dB cm deg 1 5745.00 97.53 ------ ------ 83.08 36.39 10.86 32.80 185 256 AVERAGE

Mode	29	
	Band Edge	
	U-NII-3_5.725-5.85_802.11a_CH149_5745MHz	
ANT	1	
Pol.	Vertical	Fundamental
Peak	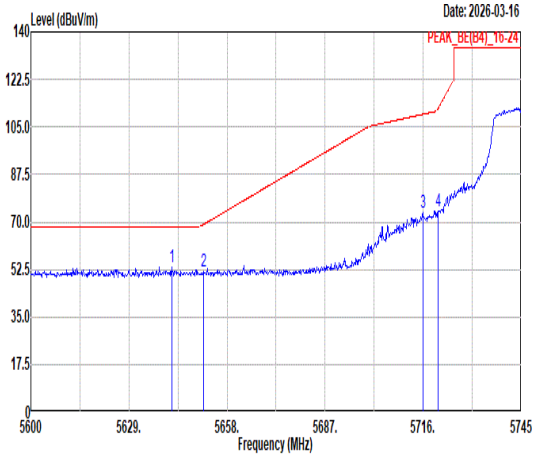 Freq Level Limit Line Margin (dB) Read Level Ant Factor Cable Loss Preamp Factor APos TPos Remark MHz dBuV/m dBuV/m dBuV dB/m dB dB cm deg 1 5641.62 53.60 68.30 -14.70 39.34 36.23 10.79 32.76 291 356 PEAK 2 5651.04 51.90 69.07 -17.17 37.61 36.24 10.81 32.76 291 356 PEAK 3 5715.86 73.18 109.64 -36.46 58.74 36.35 10.88 32.79 291 356 PEAK 4 5720.35 74.09 111.60 -37.51 59.65 36.35 10.88 32.79 291 356 PEAK	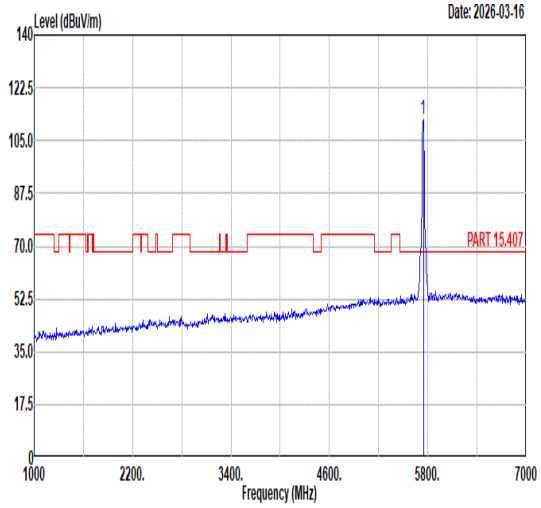 Freq Level Limit Line Margin (dB) Read Level Ant Factor Cable Loss Preamp Factor APos TPos Remark MHz dBuV/m dBuV/m dBuV dB/m dB dB cm deg 1 5745.00 111.85 ------ ------ 97.40 36.39 10.86 32.80 291 356 PEAK
Avg	Blank	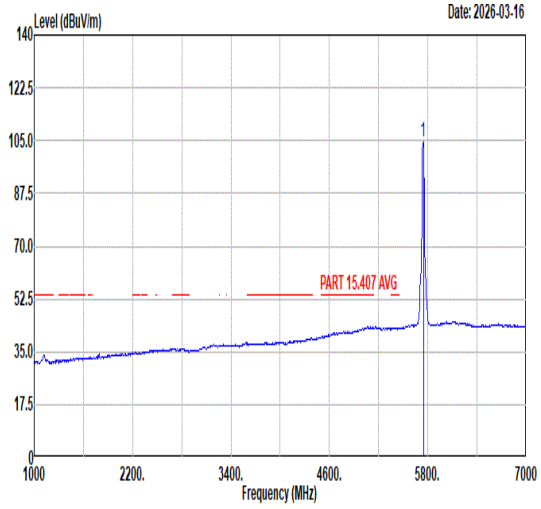 Freq Level Limit Line Margin (dB) Read Level Ant Factor Cable Loss Preamp Factor APos TPos Remark MHz dBuV/m dBuV/m dBuV dB/m dB dB cm deg 1 5745.00 104.80 ------ ------ 90.35 36.39 10.86 32.80 291 356 AVERAGE

Mode	29	
	Harmonic	
	U-NII-3_5.725-5.85_802.11a_CH149_5745MHz	
ANT	1	
Pol.	Horizontal	Vertical
Peak Avg	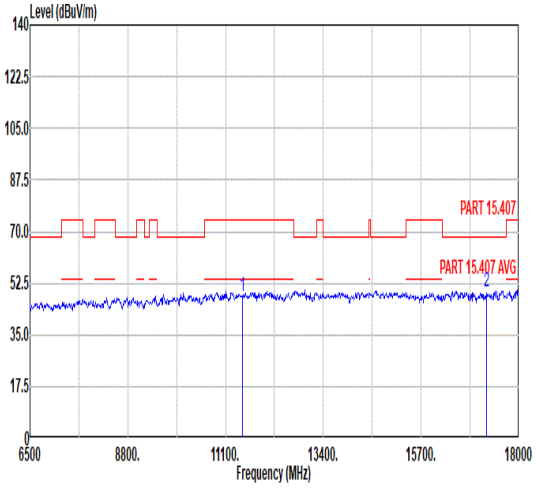 Freq Level Limit Line Margin Read Level Ant Factor Cable Loss Preamp Factor APos TPos Remark MHz dBuV/m dBuV/m dB dBuV dB/m dB dB cm deg 1 11490.00 48.30 74.00 -25.70 45.45 38.24 14.92 50.31 --- --- Peak 2 17235.00 49.59 68.30 -18.71 41.77 42.82 18.02 53.02 --- --- Peak	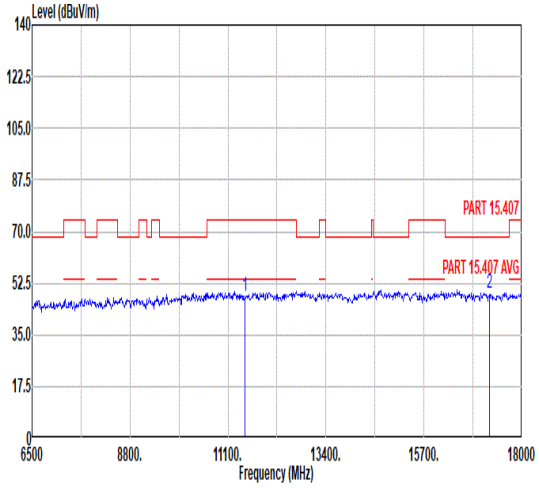 Freq Level Limit Line Margin Read Level Ant Factor Cable Loss Preamp Factor APos TPos Remark MHz dBuV/m dBuV/m dB dBuV dB/m dB dB cm deg 1 11490.00 48.18 74.00 -25.82 45.33 38.24 14.92 50.31 --- --- Peak 2 17235.00 49.29 68.30 -19.01 41.47 42.82 18.02 53.02 --- --- Peak

Mode	30	
	Harmonic	
	U-NII-3_5.725-5.85_802.11a_CH157_5785MHz	
ANT	1	
Pol.	Horizontal	Vertical
Peak Avg	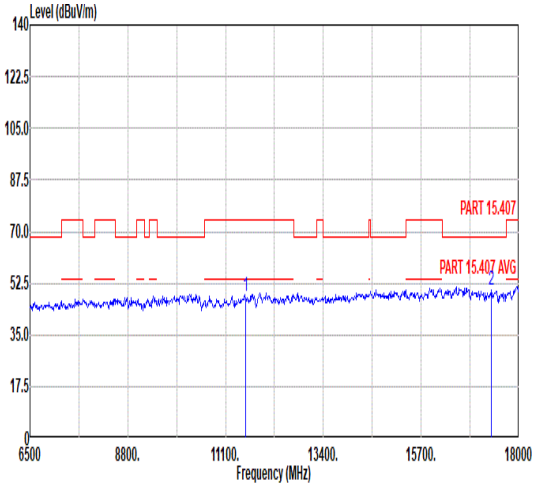 Freq Level Limit Line Margin Read Level Ant Factor Cable Loss Preamp Factor APos TPos Remark MHz dBuV/m dBuV/m dB dBuV dB/m dB dB cm deg 1 11570.00 48.10 74.00 -25.90 45.07 38.30 14.97 50.24 --- --- Peak 2 17355.00 50.19 68.30 -18.11 42.64 42.84 17.99 53.28 --- --- Peak	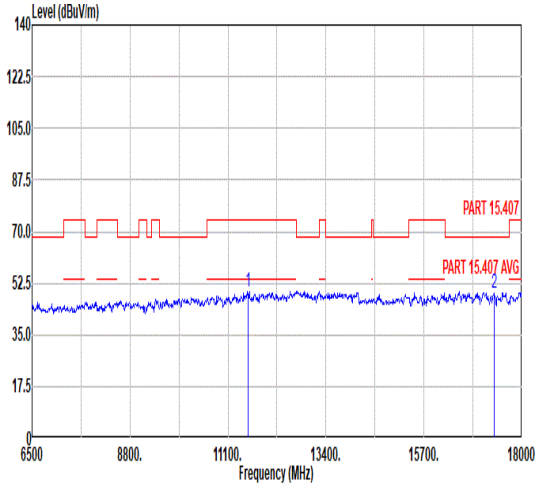 Freq Level Limit Line Margin Read Level Ant Factor Cable Loss Preamp Factor APos TPos Remark MHz dBuV/m dBuV/m dB dBuV dB/m dB dB cm deg 1 11570.00 49.74 74.00 -24.26 46.71 38.30 14.97 50.24 --- --- Peak 2 17355.00 49.03 68.30 -19.27 41.48 42.84 17.99 53.28 --- --- Peak

Mode	31	
	Band Edge	
	U-NII-3_5.725-5.85_802.11a_CH165_5825MHz	
ANT	1	
Pol.	Horizontal	Fundamental
Peak	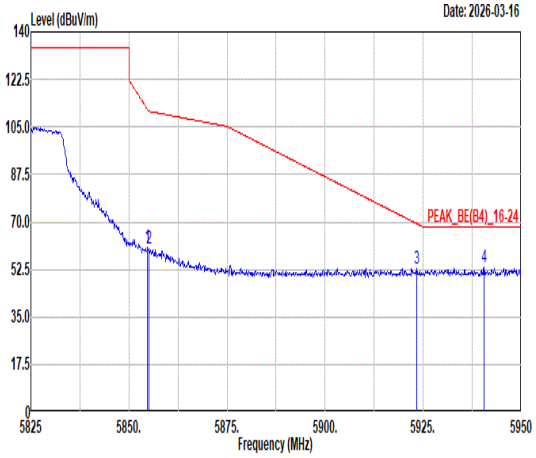 Freq Level Limit Line Margin (dB) Read Level Ant Factor Cable Loss Preamp Factor APos TPos Remark MHz dBuV/m dBuV/m dBuV dB/m dB dB cm deg 1 5854.75 60.95 111.37 -50.42 46.39 36.57 10.83 32.84 186 252 PEAK 2 5855.13 60.10 110.76 -50.66 45.54 36.57 10.83 32.84 186 252 PEAK 3 5923.38 52.83 69.40 -16.57 38.14 36.68 10.88 32.87 186 252 PEAK 4 5940.50 53.49 68.30 -14.81 38.76 36.70 10.91 32.88 186 252 PEAK	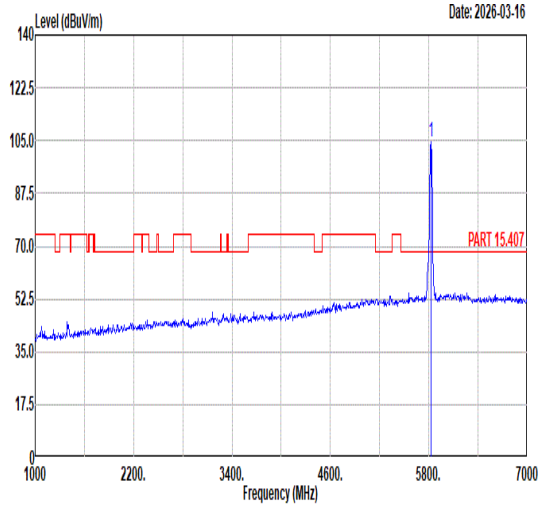 Freq Level Limit Line Margin (dB) Read Level Ant Factor Cable Loss Preamp Factor APos TPos Remark MHz dBuV/m dBuV/m dBuV dB/m dB dB cm deg 1 5825.00 104.70 ------ ------ 90.18 36.52 10.83 32.83 186 252 PEAK
Avg	Blank	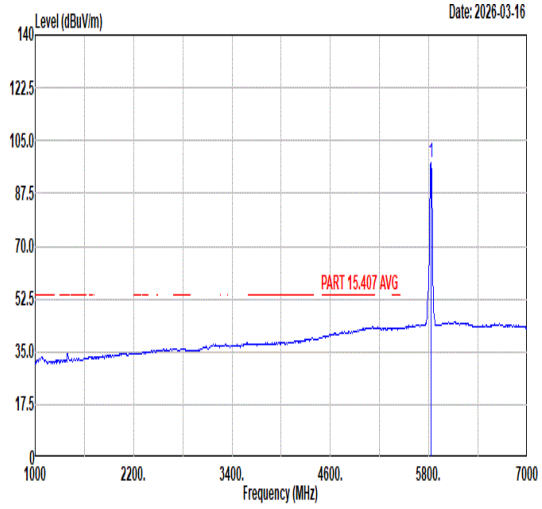 Freq Level Limit Line Margin (dB) Read Level Ant Factor Cable Loss Preamp Factor APos TPos Remark MHz dBuV/m dBuV/m dBuV dB/m dB dB cm deg 1 5825.00 97.68 ------ ------ 83.16 36.52 10.83 32.83 186 252 AVERAGE

Mode	31	
	Band Edge	
	U-NII-3_5.725-5.85_802.11a_CH165_5825MHz	
ANT	1	
Pol.	Vertical	Fundamental
Peak	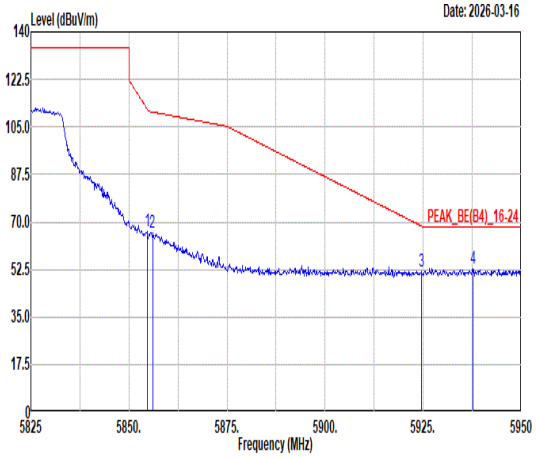 Freq Level Limit Line Margin (dB) Read Level Ant Factor Cable Loss Preamp Factor APos TPos Remark MHz dBuV/m dBuV/m dBuV dB/m dB dB cm deg 1 5854.63 66.76 111.65 -44.89 52.20 36.57 10.83 32.84 296 355 PEAK 2 5856.00 66.19 110.52 -44.33 51.63 36.57 10.83 32.84 296 355 PEAK 3 5924.50 51.69 68.57 -16.88 37.00 36.68 10.88 32.87 296 355 PEAK 4 5937.63 52.79 68.30 -15.51 38.06 36.70 10.91 32.88 296 355 PEAK	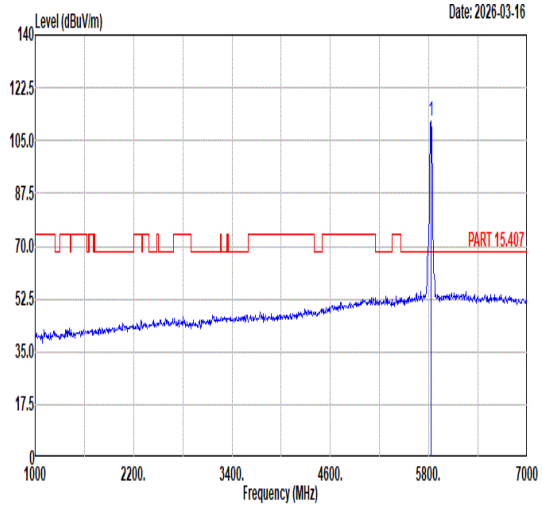 Freq Level Limit Line Margin (dB) Read Level Ant Factor Cable Loss Preamp Factor APos TPos Remark MHz dBuV/m dBuV/m dBuV dB/m dB dB cm deg 1 5825.00 111.71 ------ ------ 97.19 36.52 10.83 32.83 296 355 PEAK
Avg	Blank	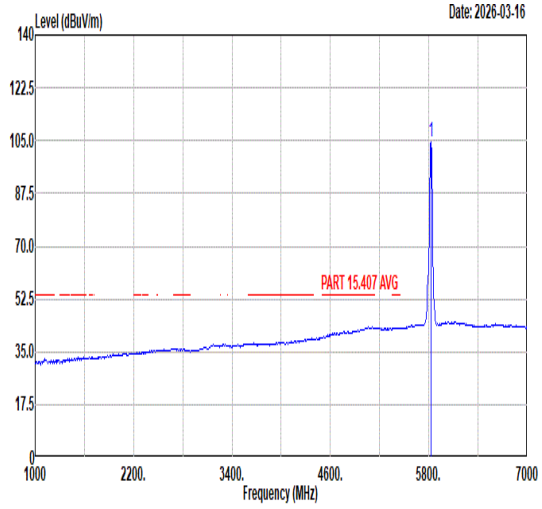 Freq Level Limit Line Margin (dB) Read Level Ant Factor Cable Loss Preamp Factor APos TPos Remark MHz dBuV/m dBuV/m dBuV dB/m dB dB cm deg 1 5825.00 104.49 ------ ------ 89.97 36.52 10.83 32.83 296 355 AVERAGE

Mode	31	
	Harmonic	
	U-NII-3_5.725-5.85_802.11a_CH165_5825MHz	
ANT	1	
Pol.	Horizontal	Vertical
Peak Avg	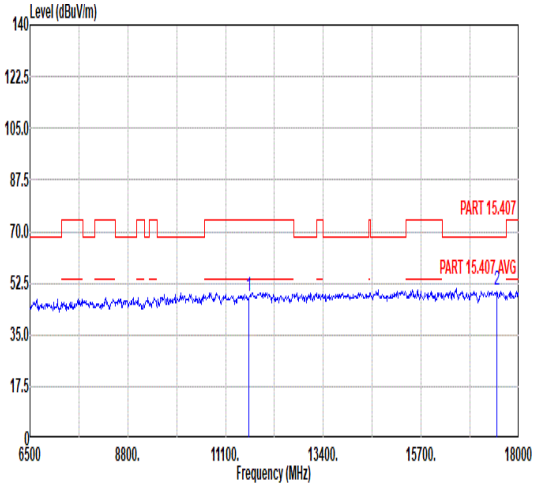 Freq Level Limit Line Margin Read Level Ant Factor Cable Loss Preamp Factor APos TPos Remark MHz dBuV/m dBuV/m dB dBuV dB/m dB dB cm deg 1 11650.00 47.91 74.00 -26.09 44.72 38.35 15.02 50.18 --- --- Peak 2 17475.00 50.11 68.30 -18.19 42.84 42.85 17.96 53.54 --- --- Peak	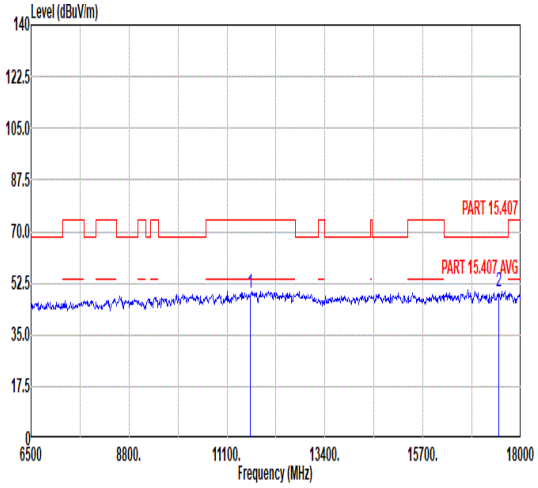 Freq Level Limit Line Margin Read Level Ant Factor Cable Loss Preamp Factor APos TPos Remark MHz dBuV/m dBuV/m dB dBuV dB/m dB dB cm deg 1 11650.00 48.92 74.00 -25.08 45.73 38.35 15.02 50.18 --- --- Peak 2 17475.00 49.84 68.30 -18.46 42.57 42.85 17.96 53.54 --- --- Peak

Mode	32	
	Band Edge	
	U-NII-3_5.725-5.85_802.11n HT20_CH149_5745MHz	
ANT	1	
Pol.	Horizontal	Fundamental
Peak	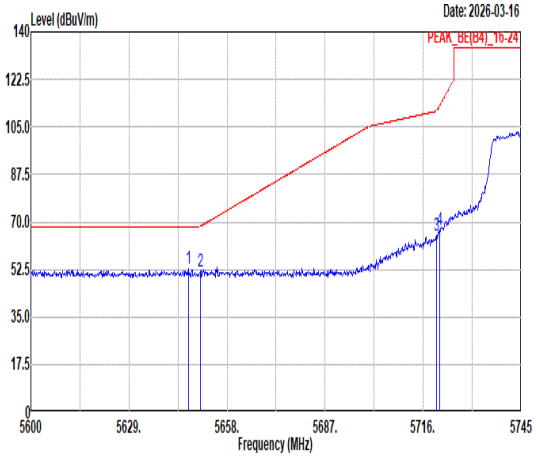 Freq Level Limit Line Margin (dB) Read Level Ant Factor Cable Loss Preamp Factor APos TPos Remark MHz dBuV/m dBuV/m dBuV dB/m dB dB cm deg 1 5646.55 52.58 68.30 -15.72 38.31 36.23 10.80 32.76 183 255 PEAK 2 5650.17 51.96 68.43 -16.47 37.67 36.24 10.81 32.76 183 255 PEAK 3 5719.92 65.23 110.78 -45.55 50.79 36.35 10.88 32.79 183 255 PEAK 4 5720.79 66.99 112.59 -45.60 52.55 36.35 10.88 32.79 183 255 PEAK	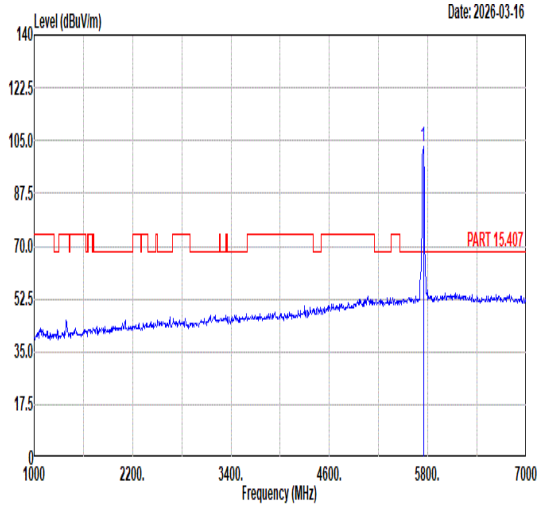 Freq Level Limit Line Margin (dB) Read Level Ant Factor Cable Loss Preamp Factor APos TPos Remark MHz dBuV/m dBuV/m dBuV dB/m dB dB cm deg 1 5745.00 102.77 ------ ------ 88.32 36.40 10.85 32.80 183 255 PEAK
Avg	Blank	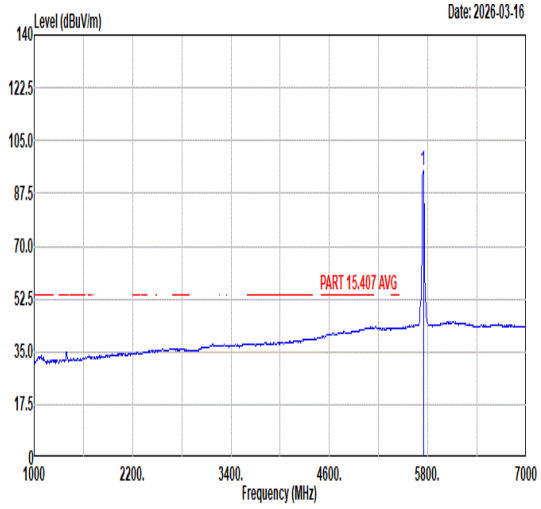 Freq Level Limit Line Margin (dB) Read Level Ant Factor Cable Loss Preamp Factor APos TPos Remark MHz dBuV/m dBuV/m dBuV dB/m dB dB cm deg 1 5745.00 94.99 ------ ------ 80.54 36.39 10.86 32.80 183 255 AVERAGE

Mode	32	
	Band Edge	
	U-NII-3_5.725-5.85_802.11n HT20_CH149_5745MHz	
ANT	1	
Pol.	Vertical	Fundamental
Peak	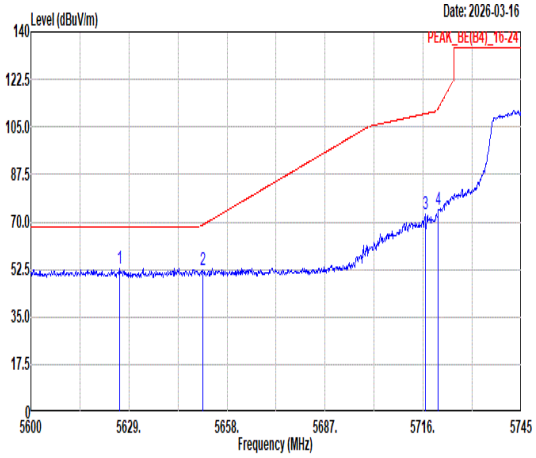 Freq Level Limit Line Margin (dB) Read Level Ant Factor Cable Loss Preamp Factor APos TPos Remark MHz dBuV/m dBuV/m dBuV dB/m dB dB cm deg 1 5626.25 52.86 68.30 -15.44 38.66 36.20 10.75 32.75 303 354 PEAK 2 5650.75 52.29 68.86 -16.57 38.00 36.24 10.81 32.76 303 354 PEAK 3 5716.58 72.81 109.84 -37.03 58.37 36.35 10.88 32.79 303 354 PEAK 4 5720.50 74.65 111.93 -37.28 60.21 36.35 10.88 32.79 303 354 PEAK	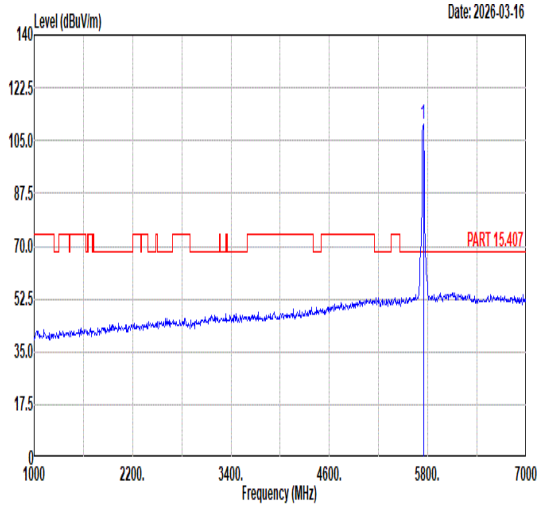 Freq Level Limit Line Margin (dB) Read Level Ant Factor Cable Loss Preamp Factor APos TPos Remark MHz dBuV/m dBuV/m dBuV dB/m dB dB cm deg 1 5745.00 110.54 ------ ------ 96.09 36.39 10.86 32.80 303 354 PEAK
Avg	Blank	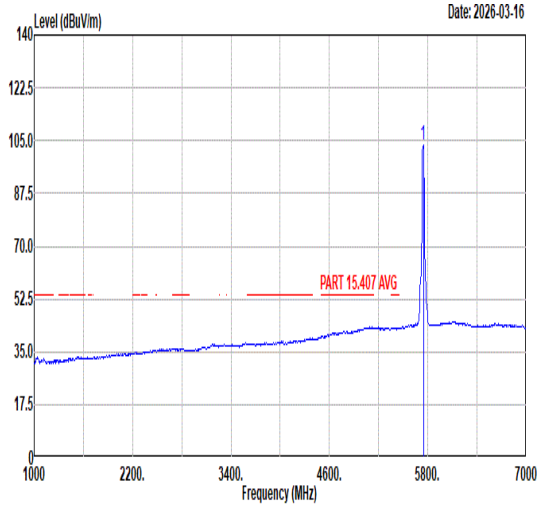 Freq Level Limit Line Margin (dB) Read Level Ant Factor Cable Loss Preamp Factor APos TPos Remark MHz dBuV/m dBuV/m dBuV dB/m dB dB cm deg 1 5745.00 103.53 ------ ------ 89.08 36.39 10.86 32.80 303 354 AVERAGE

Mode	32	
	Harmonic	
	U-NII-3_5.725-5.85_802.11n HT20_CH149_5745MHz	
ANT	1	
Pol.	Horizontal	Vertical
Peak Avg	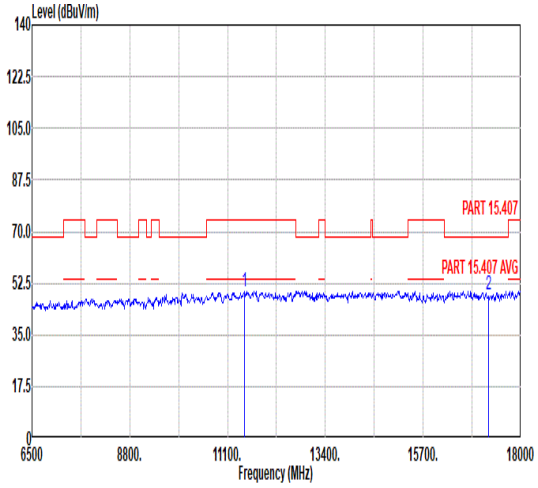 Freq Level Limit Line Margin Read Level Ant Factor Cable Loss Preamp Factor APos TPos Remark MHz dBuV/m dBuV/m dB dBuV dB/m dB dB cm deg 1 11490.00 49.76 74.00 -24.24 46.91 38.24 14.92 50.31 --- --- Peak 2 17235.00 48.62 68.30 -19.68 40.80 42.82 18.02 53.02 --- --- Peak	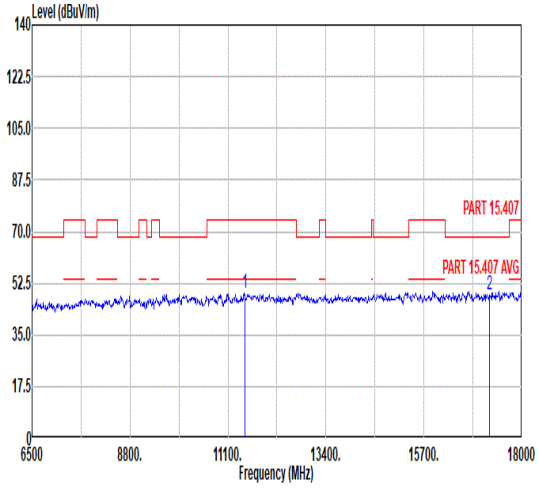 Freq Level Limit Line Margin Read Level Ant Factor Cable Loss Preamp Factor APos TPos Remark MHz dBuV/m dBuV/m dB dBuV dB/m dB dB cm deg 1 11490.00 49.21 74.00 -24.79 46.36 38.24 14.92 50.31 --- --- Peak 2 17235.00 48.52 68.30 -19.78 40.70 42.82 18.02 53.02 --- --- Peak

Mode	33	
	Harmonic	
	U-NII-3_5.725-5.85_802.11n HT20_CH157_5785MHz	
ANT	1	
Pol.	Horizontal	Vertical
Peak Avg	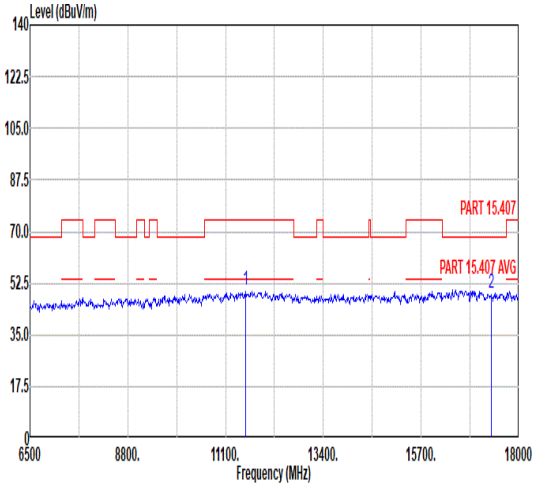 Freq Level Limit Line Margin Read Level Ant Factor Cable Loss Preamp Factor APos TPos Remark MHz dBuV/m dBuV/m dB dBuV dB/m dB dB cm deg 1 11570.00 49.99 74.00 -24.01 46.96 38.30 14.97 50.24 --- --- Peak 2 17355.00 49.24 68.30 -19.06 41.69 42.84 17.99 53.28 --- --- Peak	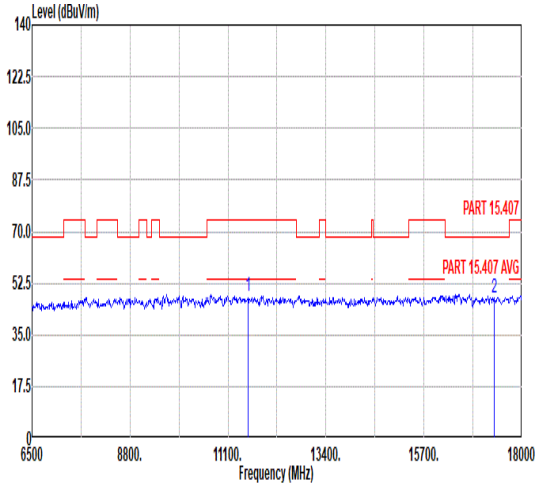 Freq Level Limit Line Margin Read Level Ant Factor Cable Loss Preamp Factor APos TPos Remark MHz dBuV/m dBuV/m dB dBuV dB/m dB dB cm deg 1 11570.00 47.98 74.00 -26.02 44.95 38.30 14.97 50.24 --- --- Peak 2 17355.00 47.39 68.30 -20.91 39.84 42.84 17.99 53.28 --- --- Peak

Mode	34	
	Band Edge	
	U-NII-3_5.725-5.85_802.11n HT20_CH165_5825MHz	
ANT	1	
Pol.	Horizontal	Fundamental
Peak	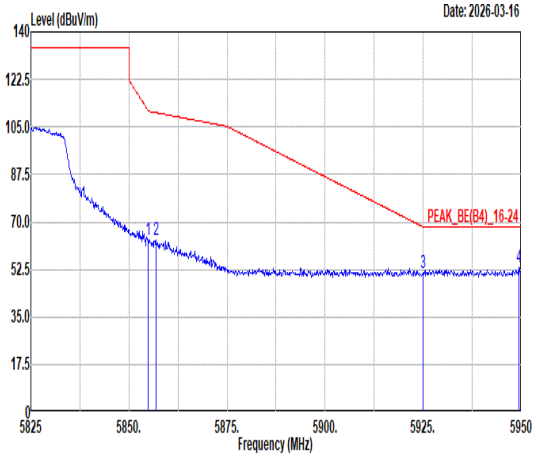 Freq Level Limit Line Margin (dB) Read Level Ant Factor Cable Loss Preamp Factor APos TPos Remark 1 5854.88 63.64 111.08 -47.44 49.08 36.57 10.83 32.84 100 242 PEAK 2 5856.88 63.53 110.27 -46.74 48.97 36.57 10.83 32.84 100 242 PEAK 3 5924.88 51.20 68.29 -17.09 36.50 36.68 10.89 32.87 100 242 PEAK 4 5949.38 53.19 68.30 -15.11 38.43 36.72 10.92 32.88 100 242 PEAK	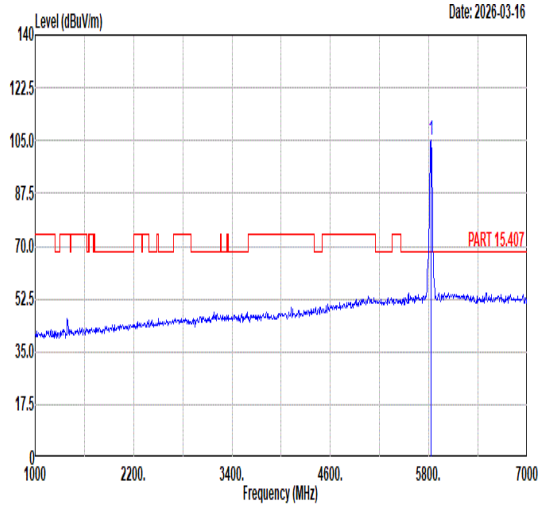 Freq Level Limit Line Margin (dB) Read Level Ant Factor Cable Loss Preamp Factor APos TPos Remark 1 5825.00 105.25 ------ ------ 90.73 36.52 10.83 32.83 100 242 PEAK
Avg	Blank	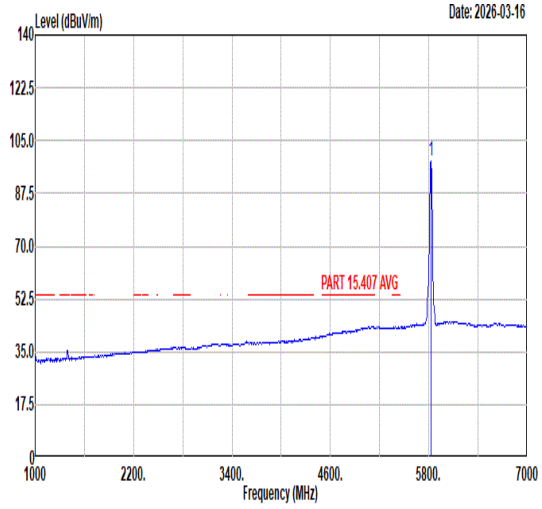 Freq Level Limit Line Margin (dB) Read Level Ant Factor Cable Loss Preamp Factor APos TPos Remark 1 5825.00 98.07 ------ ------ 83.55 36.52 10.83 32.83 100 242 AVERAGE

Mode	34	
	Band Edge	
	U-NII-3_5.725-5.85_802.11n HT20_CH165_5825MHz	
ANT	1	
Pol.	Vertical	Fundamental
Peak	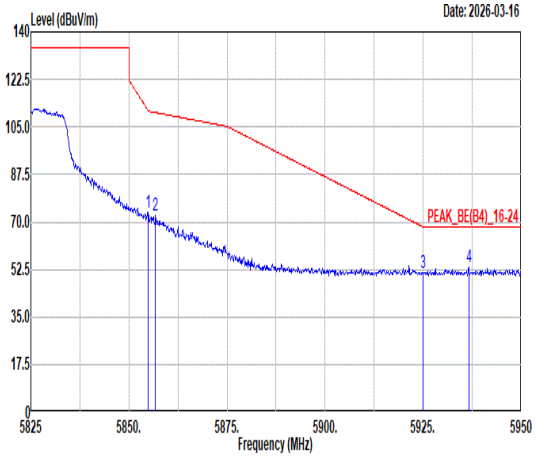 Freq Level Limit Line Margin (dB) Read Level Ant Factor Cable Loss Preamp Factor APos TPos Remark MHz dBuV/m dBuV/m dBuV dB/m dB dB cm deg 1 5854.88 73.64 111.08 -37.44 59.08 36.57 10.83 32.84 236 356 PEAK 2 5856.75 72.16 110.31 -38.15 57.60 36.57 10.83 32.84 236 356 PEAK 3 5924.88 51.29 68.29 -17.00 36.59 36.68 10.89 32.87 236 356 PEAK 4 5936.63 53.30 68.30 -15.00 38.57 36.70 10.90 32.87 236 356 PEAK	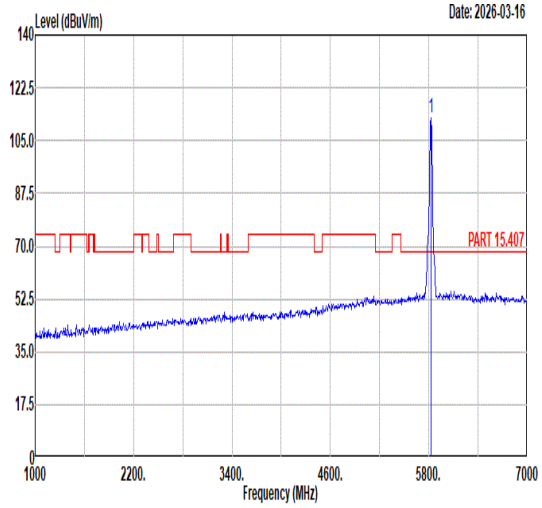 Freq Level Limit Line Margin (dB) Read Level Ant Factor Cable Loss Preamp Factor APos TPos Remark MHz dBuV/m dBuV/m dBuV dB/m dB dB cm deg 1 5825.00 112.41 ------ ------ 97.89 36.52 10.83 32.83 236 356 PEAK
Avg	Blank	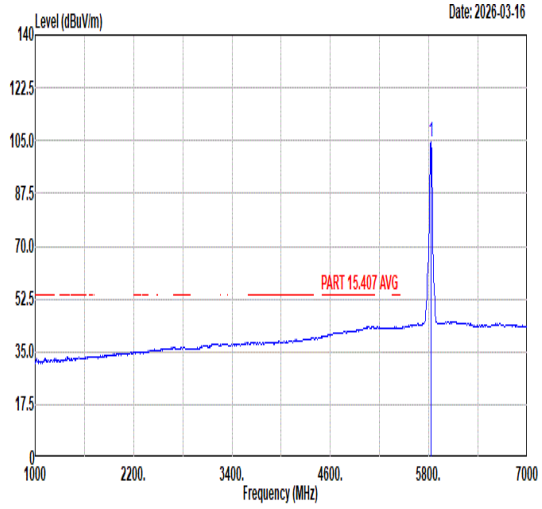 Freq Level Limit Line Margin (dB) Read Level Ant Factor Cable Loss Preamp Factor APos TPos Remark MHz dBuV/m dBuV/m dBuV dB/m dB dB cm deg 1 5825.00 104.50 ------ ------ 89.98 36.52 10.83 32.83 236 356 AVERAGE

Mode	34	
	Harmonic	
	U-NII-3_5.725-5.85_802.11n HT20_CH165_5825MHz	
ANT	1	
Pol.	Horizontal	Vertical
Peak Avg	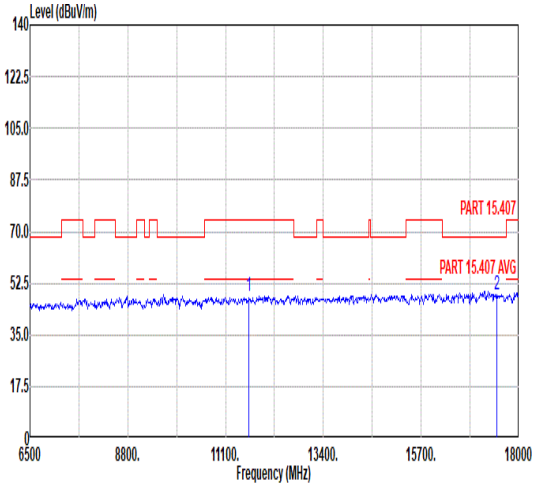 Freq Level Limit Line Margin Read Level Ant Factor Cable Loss Preamp Factor APos TPos Remark MHz dBuV/m dBuV/m dB dBuV dB/m dB dB cm deg 1 11650.00 47.83 74.00 -26.17 44.64 38.35 15.02 50.18 --- --- Peak 2 17475.00 48.39 68.30 -19.91 41.12 42.85 17.96 53.54 --- --- Peak	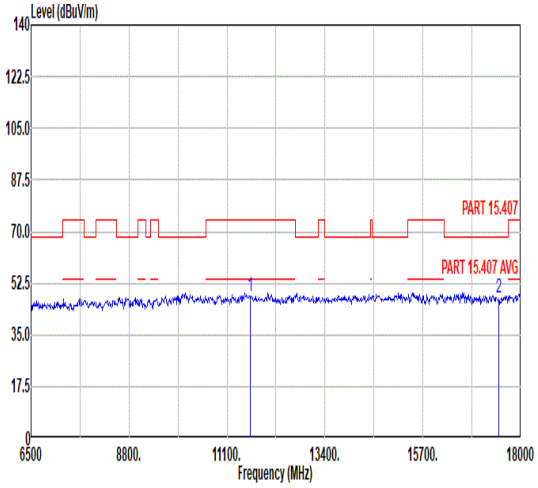 Freq Level Limit Line Margin Read Level Ant Factor Cable Loss Preamp Factor APos TPos Remark MHz dBuV/m dBuV/m dB dBuV dB/m dB dB cm deg 1 11650.00 47.92 74.00 -26.08 44.73 38.35 15.02 50.18 --- --- Peak 2 17475.00 47.81 68.30 -20.49 40.54 42.85 17.96 53.54 --- --- Peak

Mode	35	
	Band Edge - L	
	U-NII-3_5.725-5.85_802.11n HT40_CH151_5755MHz	
ANT	1	
Pol.	Horizontal	Fundamental
Peak	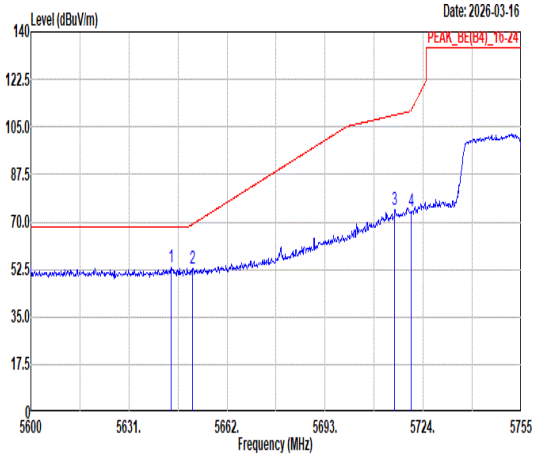 Freq Level Limit Line Margin (dB) Read Level Ant Factor Cable Loss Preamp Factor APos TPos Remark MHz dBuV/m dBuV/m dBuV dB/m dB dB cm deg 1 5644.33 53.40 68.30 -14.90 39.14 36.23 10.79 32.76 100 241 PEAK 2 5651.15 52.95 69.15 -16.20 38.66 36.24 10.81 32.76 100 241 PEAK 3 5715.01 74.60 109.40 -34.80 60.17 36.34 10.88 32.79 100 241 PEAK 4 5720.13 73.84 111.09 -37.25 59.40 36.35 10.88 32.79 100 241 PEAK	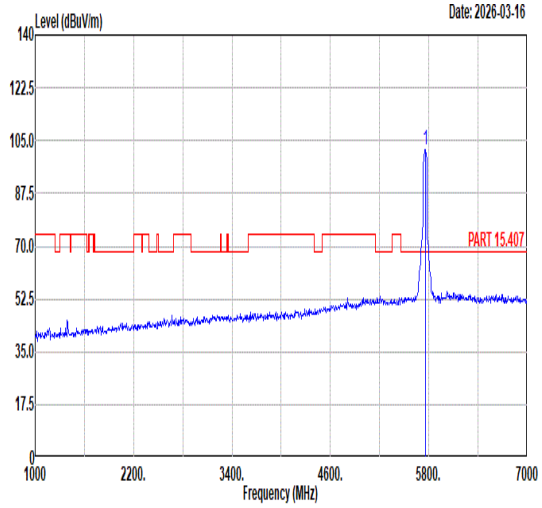 Freq Level Limit Line Margin (dB) Read Level Ant Factor Cable Loss Preamp Factor APos TPos Remark MHz dBuV/m dBuV/m dBuV dB/m dB dB cm deg 1 5755.00 102.14 ------ ------ 87.69 36.40 10.85 32.80 100 241 PEAK
Avg	Blank	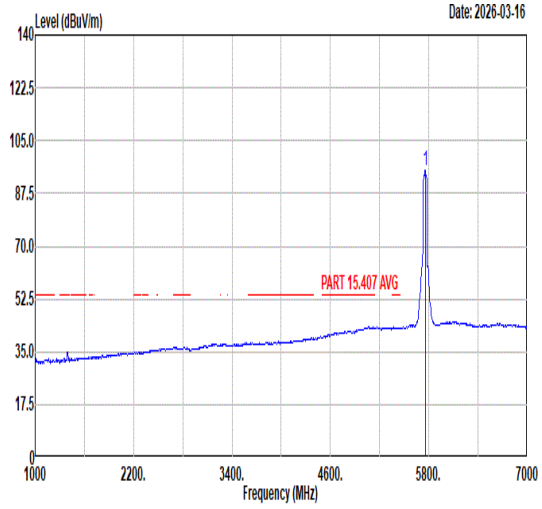 Freq Level Limit Line Margin (dB) Read Level Ant Factor Cable Loss Preamp Factor APos TPos Remark MHz dBuV/m dBuV/m dBuV dB/m dB dB cm deg 1 5755.00 94.98 ------ ------ 80.53 36.40 10.85 32.80 100 241 AVERAGE

Mode	35	
	Band Edge - R	
	U-NII-3_5.725-5.85_802.11n HT40_CH151_5755MHz	
ANT	1	
Pol.	Horizontal	Fundamental
Peak	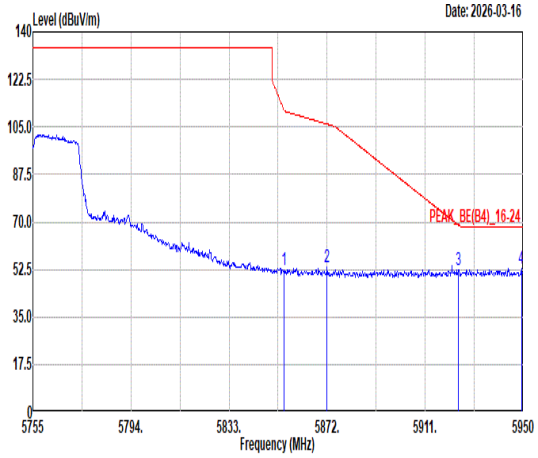 Freq Level Limit Line Margin (dB) Read Level Ant Factor Cable Loss Preamp Factor APos TPos Remark MHz dBuV/m dBuV/m dBuV dB/m dB dB cm deg 1 5854.84 52.20 111.17 -58.97 37.64 36.57 10.83 32.84 100 241 PEAK 2 5872.00 53.15 106.04 -52.89 38.56 36.60 10.84 32.85 100 241 PEAK 3 5924.26 52.29 68.75 -16.46 37.60 36.68 10.88 32.87 100 241 PEAK 4 5949.22 52.80 68.30 -15.50 38.04 36.72 10.92 32.88 100 241 PEAK	Blank

Mode	35	
	Band Edge - L	
	U-NII-3_5.725-5.85_802.11n HT40_CH151_5755MHz	
ANT	1	
Pol.	Vertical	Fundamental
Peak	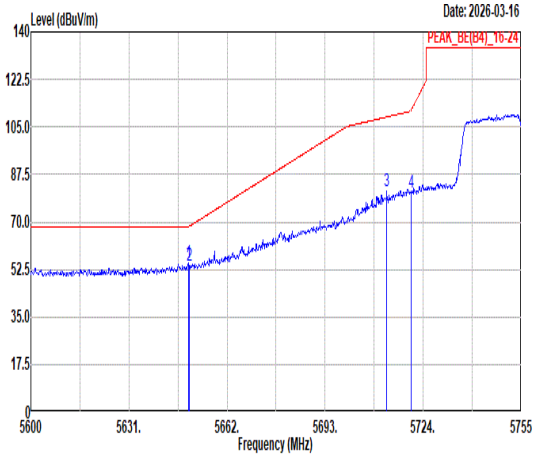 Freq Level Limit Line Margin (dB) Read Level Ant Factor Cable Loss Preamp Factor APos TPos Remark MHz dBuV/m dBuV/m dBuV dB/m dB dB cm deg 1 5649.91 54.78 68.30 -13.52 40.49 36.24 10.81 32.76 230 356 PEAK 2 5650.07 54.00 68.35 -14.35 39.71 36.24 10.81 32.76 230 356 PEAK 3 5712.53 81.58 108.71 -27.13 67.15 36.34 10.88 32.79 230 356 PEAK 4 5720.13 80.78 111.09 -30.31 66.34 36.35 10.88 32.79 230 356 PEAK	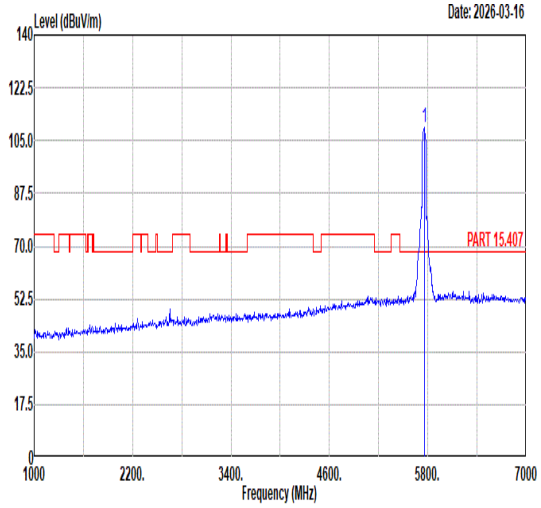 Freq Level Limit Line Margin (dB) Read Level Ant Factor Cable Loss Preamp Factor APos TPos Remark MHz dBuV/m dBuV/m dBuV dB/m dB dB cm deg 1 5755.00 109.16 ------ ------ 94.70 36.41 10.85 32.80 230 356 PEAK
Avg	Blank	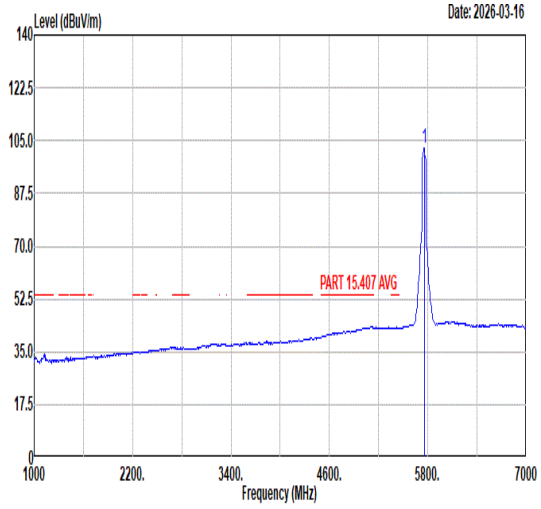 Freq Level Limit Line Margin (dB) Read Level Ant Factor Cable Loss Preamp Factor APos TPos Remark MHz dBuV/m dBuV/m dBuV dB/m dB dB cm deg 1 5755.00 102.48 ------ ------ 88.03 36.40 10.85 32.80 230 356 AVERAGE

Mode	35	
	Band Edge - R	
	U-NII-3_5.725-5.85_802.11n HT40_CH151_5755MHz	
ANT	1	
Pol.	Vertical	Fundamental
Peak	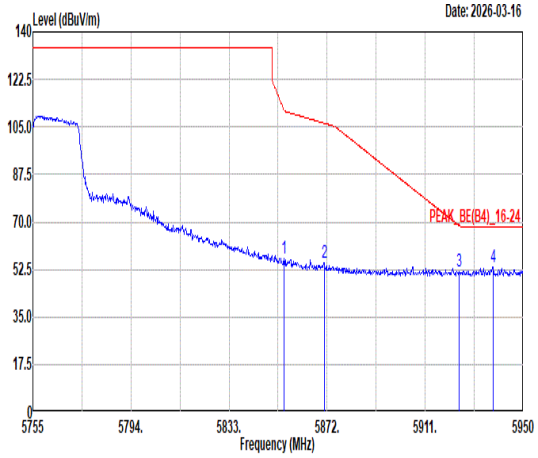 Freq Level Limit Line Margin (dB) Read Level Ant Factor Cable Loss Preamp Factor APos TPos Remark MHz dBuV/m dBuV/m dBuV dB/m dB dB cm deg 1 5854.84 56.72 111.17 -54.45 42.16 36.57 10.83 32.84 230 356 PEAK 2 5870.83 55.09 106.37 -51.28 40.51 36.59 10.84 32.85 230 356 PEAK 3 5924.46 51.65 68.60 -16.95 36.96 36.68 10.88 32.87 230 356 PEAK 4 5937.91 53.36 68.30 -14.94 38.63 36.70 10.91 32.88 230 356 PEAK	Blank

Mode	35	
	Harmonic	
	U-NII-3_5.725-5.85_802.11n HT40_CH151_5755MHz	
ANT	1	
Pol.	Horizontal	Vertical
Peak Avg	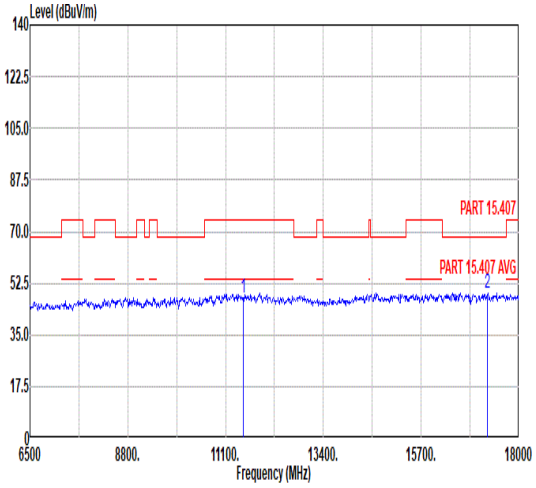 Freq Level Limit Line Margin Read Level Ant Factor Cable Loss Preamp Factor APos TPos Remark MHz dBuV/m dBuV/m dB dBuV dB/m dB dB cm deg 1 11510.00 47.77 74.00 -26.23 44.87 38.26 14.93 50.29 --- --- Peak 2 17265.00 48.94 68.30 -19.36 41.17 42.83 18.02 53.08 --- --- Peak	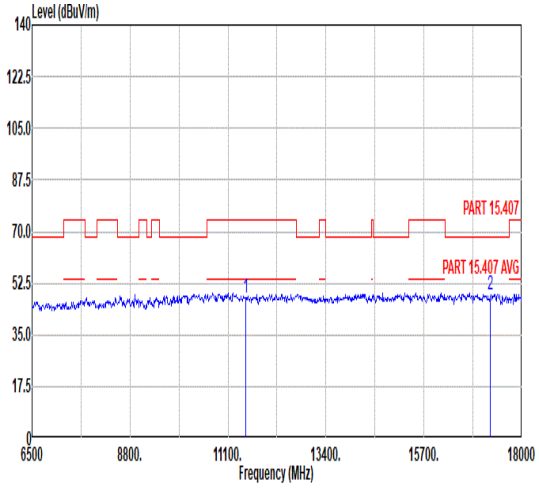 Freq Level Limit Line Margin Read Level Ant Factor Cable Loss Preamp Factor APos TPos Remark MHz dBuV/m dBuV/m dB dBuV dB/m dB dB cm deg 1 11510.00 47.74 74.00 -26.26 44.84 38.26 14.93 50.29 --- --- Peak 2 17265.00 48.38 68.30 -19.92 40.61 42.83 18.02 53.08 --- --- Peak

Mode	36	
	Band Edge - L	
	U-NII-3_5.725-5.85_802.11n HT40_CH159_5795MHz	
ANT	1	
Pol.	Horizontal	Fundamental
Peak	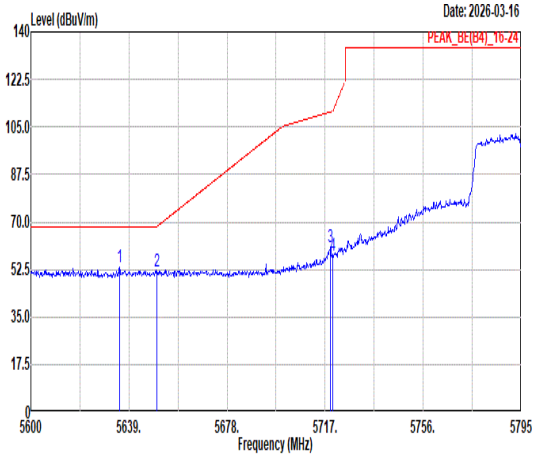 Freq Level Limit Line Margin (dB) Read Level Ant Factor Cable Loss Preamp Factor APos TPos Remark MHz dBuV/m dBuV/m dBuV dB/m dB dB cm deg 1 5635.30 53.45 68.30 -14.85 39.21 36.22 10.77 32.75 100 242 PEAK 2 5650.12 51.63 68.39 -16.76 37.34 36.24 10.81 32.76 100 242 PEAK 3 5719.15 60.58 110.56 -49.98 46.14 36.35 10.88 32.79 100 242 PEAK 4 5720.12 57.80 111.07 -53.27 43.36 36.35 10.88 32.79 100 242 PEAK	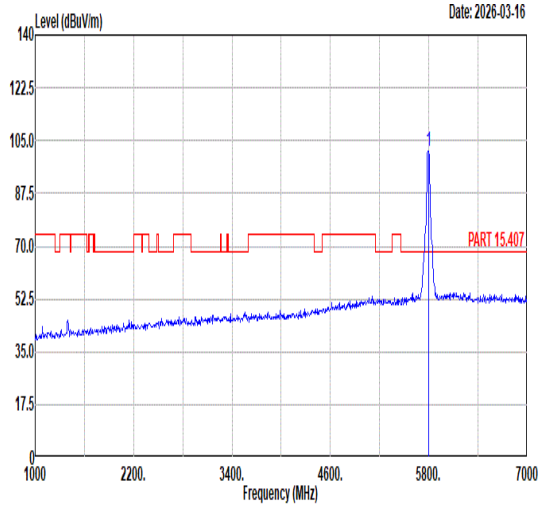 Freq Level Limit Line Margin (dB) Read Level Ant Factor Cable Loss Preamp Factor APos TPos Remark MHz dBuV/m dBuV/m dBuV dB/m dB dB cm deg 1 5795.00 101.54 ------ ------ 87.07 36.47 10.82 32.82 100 242 PEAK
Avg	Blank	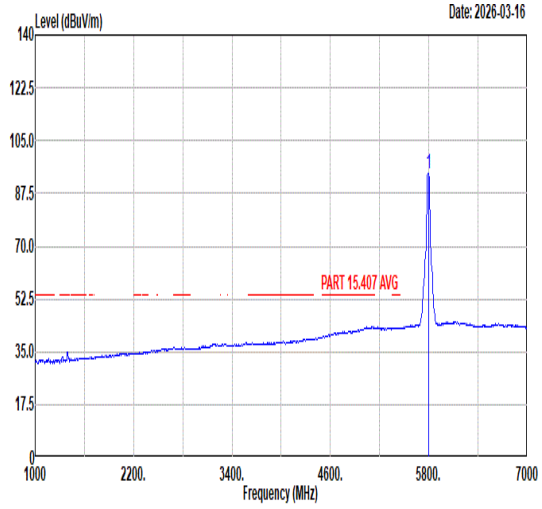 Freq Level Limit Line Margin (dB) Read Level Ant Factor Cable Loss Preamp Factor APos TPos Remark MHz dBuV/m dBuV/m dBuV dB/m dB dB cm deg 1 5795.00 94.19 ------ ------ 79.72 36.47 10.82 32.82 100 242 AVERAGE

Mode	36	
	Band Edge - R	
	U-NII-3_5.725-5.85_802.11n HT40_CH159_5795MHz	
ANT	1	
Pol.	Horizontal	Fundamental
Peak	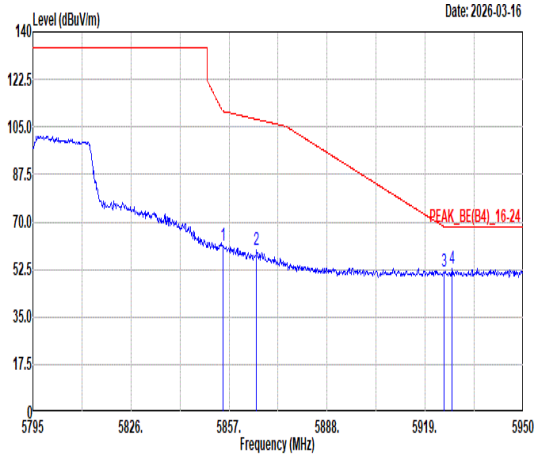 Freq Level Limit Line Margin (dB) Read Level Ant Factor Cable Loss Preamp Factor APos TPos Remark MHz dBuV/m dBuV/m dBuV dB/m dB dB cm deg 1 5854.99 61.43 110.83 -49.40 46.87 36.57 10.83 32.84 100 242 PEAK 2 5865.68 59.50 107.81 -48.31 44.93 36.59 10.83 32.85 100 242 PEAK 3 5924.89 51.51 68.28 -16.77 36.81 36.68 10.89 32.87 100 242 PEAK 4 5927.53 52.77 68.30 -15.53 38.07 36.68 10.89 32.87 100 242 PEAK	Blank

Mode	36	
	Band Edge - L	
	U-NII-3_5.725-5.85_802.11n HT40_CH159_5795MHz	
ANT	1	
Pol.	Vertical	Fundamental
Peak	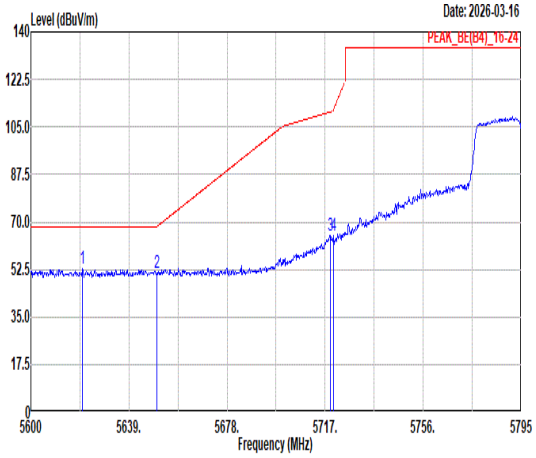 Freq Level Limit Line Margin (dB) Read Level Ant Factor Cable Loss Preamp Factor APos TPos Remark MHz dBuV/m dBuV/m dBuV dB/m dB dB cm deg 1 5620.48 52.74 68.30 -15.56 38.56 36.19 10.74 32.75 199 359 PEAK 2 5650.12 51.33 68.39 -17.06 37.04 36.24 10.81 32.76 199 359 PEAK 3 5718.95 65.10 110.51 -45.41 50.66 36.35 10.88 32.79 199 359 PEAK 4 5720.32 64.96 111.52 -46.56 50.52 36.35 10.88 32.79 199 359 PEAK	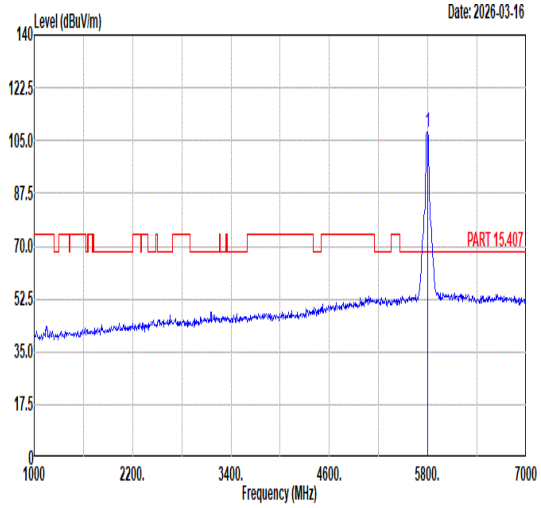 Freq Level Limit Line Margin (dB) Read Level Ant Factor Cable Loss Preamp Factor APos TPos Remark MHz dBuV/m dBuV/m dBuV dB/m dB dB cm deg 1 5795.00 107.68 ------ ------ 93.22 36.46 10.82 32.82 199 359 PEAK
Avg	Blank	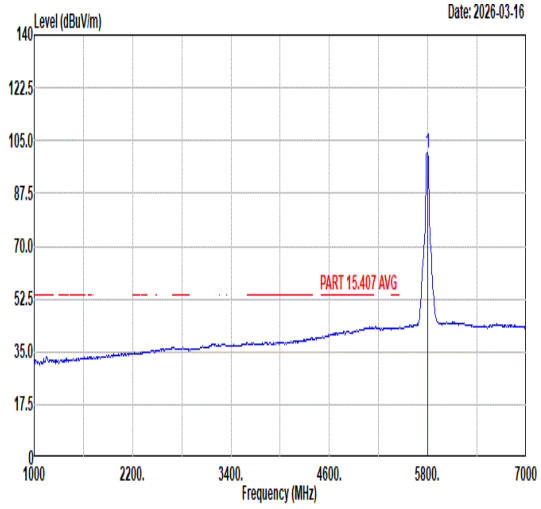 Freq Level Limit Line Margin (dB) Read Level Ant Factor Cable Loss Preamp Factor APos TPos Remark MHz dBuV/m dBuV/m dBuV dB/m dB dB cm deg 1 5795.00 101.05 ------ ------ 86.58 36.47 10.82 32.82 199 359 AVERAGE

Mode	36	
	Band Edge - R	
	U-NII-3_5.725-5.85_802.11n HT40_CH159_5795MHz	
ANT	1	
Pol.	Vertical	Fundamental
Peak	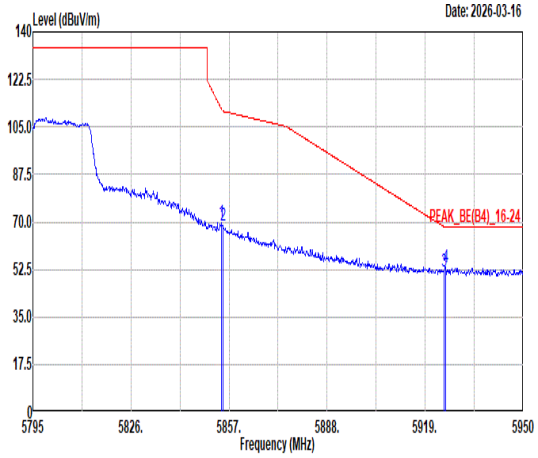 Freq Level Limit Line Margin (dB) Read Level Ant Factor Cable Loss Preamp Factor APos TPos Remark MHz dBuV/m dBuV/m dBuV dB/m dB dB cm deg 1 5854.68 69.62 111.54 -41.92 55.06 36.57 10.83 32.84 199 359 PEAK 2 5855.14 68.61 110.76 -42.15 54.05 36.57 10.83 32.84 199 359 PEAK 3 5924.89 51.91 68.28 -16.37 37.21 36.68 10.89 32.87 199 359 PEAK 4 5925.51 53.33 68.30 -14.97 38.63 36.68 10.89 32.87 199 359 PEAK	Blank

Mode	36	
	Harmonic	
	U-NII-3_5.725-5.85_802.11n HT40_CH159_5795MHz	
ANT	1	
Pol.	Horizontal	Vertical
Peak Avg	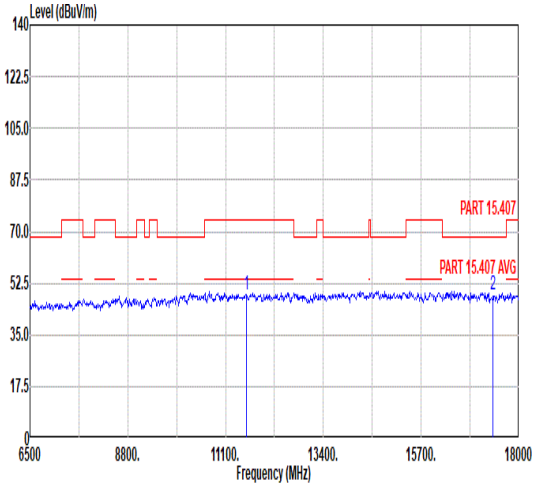 Freq Level Limit Line Margin Read Level Ant Factor Cable Loss Preamp Factor APos TPos Remark MHz dBuV/m dBuV/m dB dBuV dB/m dB dB cm deg 1 11590.00 48.51 74.00 -25.49 45.45 38.31 14.98 50.23 --- --- Peak 2 17385.00 48.36 68.30 -19.94 40.89 42.84 17.98 53.35 --- --- Peak	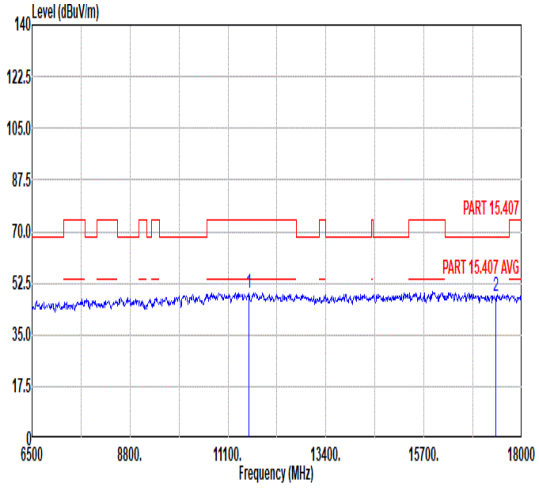 Freq Level Limit Line Margin Read Level Ant Factor Cable Loss Preamp Factor APos TPos Remark MHz dBuV/m dBuV/m dB dBuV dB/m dB dB cm deg 1 11590.00 48.95 74.00 -25.05 45.89 38.31 14.98 50.23 --- --- Peak 2 17385.00 48.11 68.30 -20.19 40.64 42.84 17.98 53.35 --- --- Peak

Mode	37	
	Band Edge - L	
	U-NII-3_5.725-5.85_802.11ac VHT80_CH155_5775MHz	
ANT	1	
Pol.	Horizontal	Fundamental
Peak	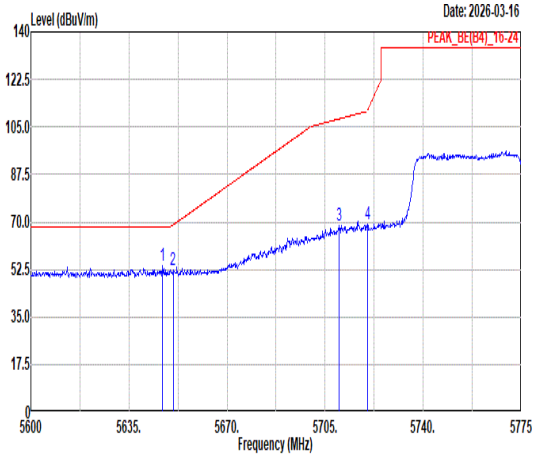 Freq Level Limit Line Margin (dB) Read Level Ant Factor Cable Loss Preamp Factor APos TPos Remark 1 5646.90 53.85 68.30 -14.45 39.57 36.24 10.80 32.76 259 159 PEAK 2 5650.75 52.55 68.86 -16.31 38.26 36.24 10.81 32.76 259 159 PEAK 3 5709.90 68.76 107.97 -39.21 54.31 36.34 10.89 32.78 259 159 PEAK 4 5720.05 69.21 110.91 -41.70 54.77 36.35 10.88 32.79 259 159 PEAK	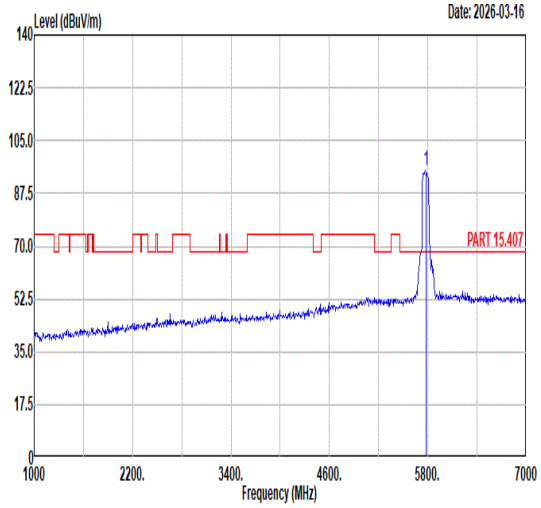 Freq Level Limit Line Margin (dB) Read Level Ant Factor Cable Loss Preamp Factor APos TPos Remark 1 5775.00 95.15 ------ ------ 80.69 36.43 10.84 32.81 259 159 PEAK
Avg	Blank	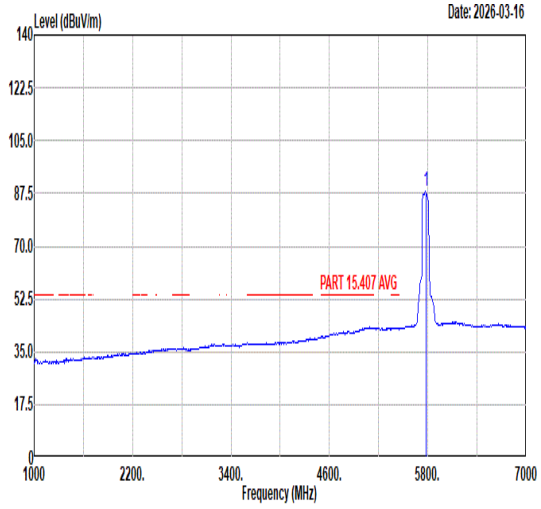 Freq Level Limit Line Margin (dB) Read Level Ant Factor Cable Loss Preamp Factor APos TPos Remark 1 5775.00 88.05 ------ ------ 73.59 36.43 10.84 32.81 259 159 AVERAGE

Mode	37	
	Band Edge - R	
	U-NII-3_5.725-5.85_802.11ac VHT80_CH155_5775MHz	
ANT	1	
Pol.	Horizontal	Fundamental
Peak	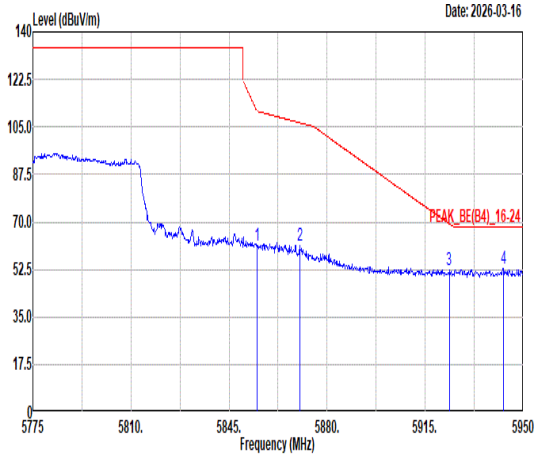 Freq Level Limit Line Margin (dB) Read Level Ant Factor Cable Loss Preamp Factor APos TPos Remark MHz dBuV/m dBuV/m dBuV dB/m dB dB cm deg 1 5854.98 61.46 110.86 -49.40 46.90 36.57 10.83 32.84 259 159 PEAK 2 5870.20 61.14 106.54 -45.40 46.57 36.59 10.83 32.85 259 159 PEAK 3 5923.58 52.40 69.25 -16.85 37.71 36.68 10.88 32.87 259 159 PEAK 4 5942.83 53.08 68.30 -15.22 38.34 36.71 10.91 32.88 259 159 PEAK	Blank

Mode	37	
	Band Edge - L	
	U-NII-3_5.725-5.85_802.11ac VHT80_CH155_5775MHz	
ANT	1	
Pol.	Vertical	Fundamental
Peak	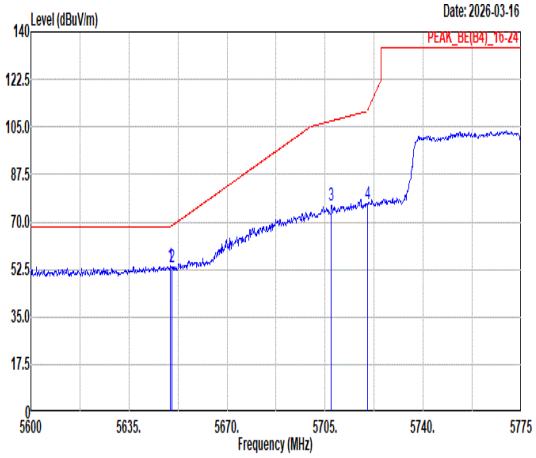 Freq Level Limit Line Margin (dB) Read Level Ant Factor Cable Loss Preamp Factor APos TPos Remark MHz dBuV/m dBuV/m dBuV dB/m dB dB cm deg 1 5649.70 53.90 68.30 -14.40 39.61 36.24 10.81 32.76 230 0 PEAK 2 5650.23 53.50 68.47 -14.97 39.21 36.24 10.81 32.76 230 0 PEAK 3 5707.28 76.17 107.24 -31.07 61.73 36.33 10.89 32.78 230 0 PEAK 4 5720.05 76.59 110.91 -34.32 62.15 36.35 10.88 32.79 230 0 PEAK	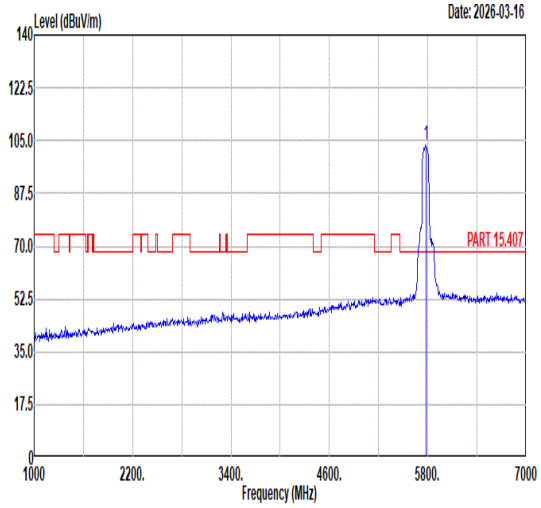 Freq Level Limit Line Margin (dB) Read Level Ant Factor Cable Loss Preamp Factor APos TPos Remark MHz dBuV/m dBuV/m dBuV dB/m dB dB cm deg 1 5775.00 103.48 ------ ------ 89.02 36.43 10.84 32.81 230 0 PEAK
Avg	Blank	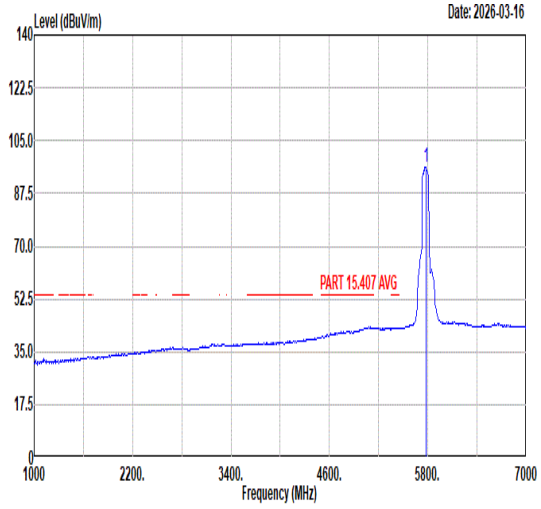 Freq Level Limit Line Margin (dB) Read Level Ant Factor Cable Loss Preamp Factor APos TPos Remark MHz dBuV/m dBuV/m dBuV dB/m dB dB cm deg 1 5775.00 96.00 ------ ------ 81.54 36.44 10.83 32.81 230 0 AVERAGE

Mode	37	
	Band Edge - R	
	U-NII-3_5.725-5.85_802.11ac VHT80_CH155_5775MHz	
ANT	1	
Pol.	Vertical	Fundamental
Peak	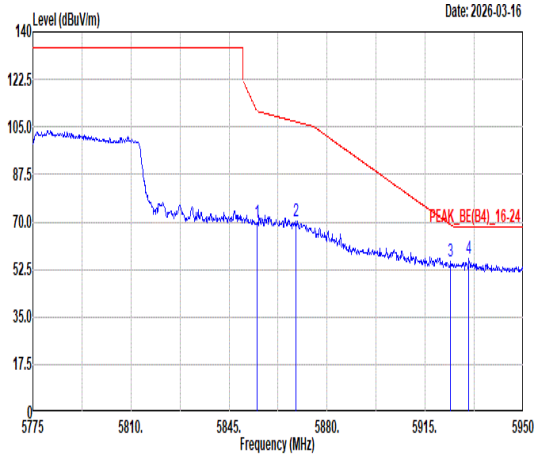 Freq Level Limit Line Margin (dB) Read Level Ant Factor Cable Loss Preamp Factor APos TPos Remark MHz dBuV/m dBuV/m dBuV dB/m dB dB cm deg 1 5854.98 69.62 110.86 -41.24 55.06 36.57 10.83 32.84 230 0 PEAK 2 5868.80 70.47 106.93 -36.46 55.90 36.59 10.83 32.85 230 0 PEAK 3 5924.10 55.43 68.86 -13.43 40.74 36.68 10.88 32.87 230 0 PEAK 4 5930.58 56.39 68.30 -11.91 41.68 36.69 10.89 32.87 230 0 PEAK	Blank

Mode	37	
	Harmonic	
	U-NII-3_5.725-5.85_802.11ac VHT80_CH155_5775MHz	
ANT	1	
Pol.	Horizontal	Vertical
Peak Avg	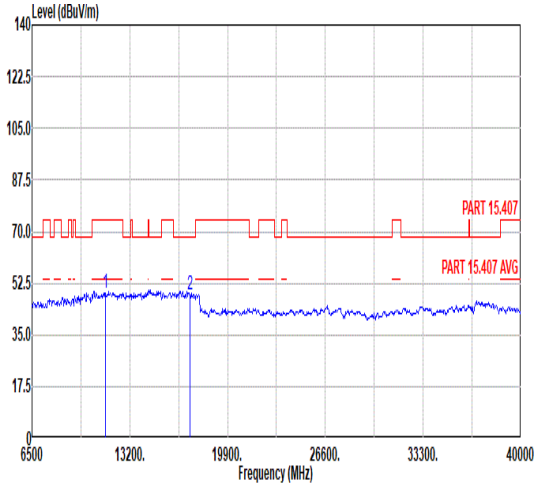 Freq Level Limit Line Margin Read Level Ant Factor Cable Loss Preamp Factor APos TPos Remark MHz dBuV/m dBuV/m dB dBuV dB/m dB dB cm deg 1 11550.00 49.12 74.00 -24.88 46.14 38.28 14.96 50.26 --- --- Peak 2 17325.00 48.59 68.30 -19.71 40.98 42.83 18.00 53.22 --- --- Peak	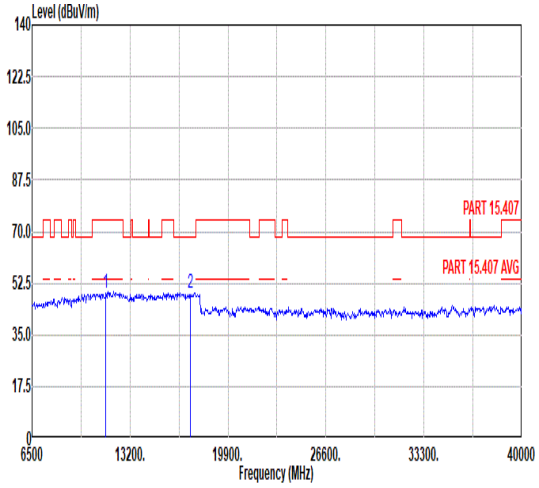 Freq Level Limit Line Margin Read Level Ant Factor Cable Loss Preamp Factor APos TPos Remark MHz dBuV/m dBuV/m dB dBuV dB/m dB dB cm deg 1 11550.00 49.03 74.00 -24.97 46.05 38.28 14.96 50.26 --- --- Peak 2 17325.00 48.93 68.30 -19.37 41.32 42.83 18.00 53.22 --- --- Peak

Mode	38	
	Band Edge	
	U-NII-2C_5.47-5.725_802.11a_CH144_5720MHz	
ANT	1	
Pol.	Horizontal	Fundamental
Peak	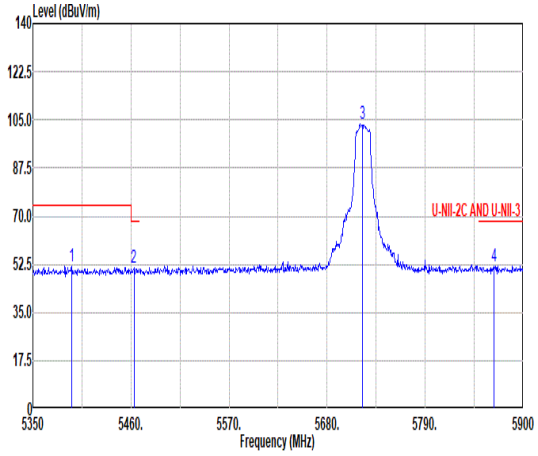 Freq Level Limit Line Margin Read Level Ant Factor Cable Loss Preamp Factor APos TPos Remark MHz dBuV/m dBuV/m dB dBuV dB/m dB dB cm deg 1 5393.45 51.70 74.00 -22.30 37.91 35.96 10.51 32.68 249 158 Peak 2 5463.30 51.19 68.30 -17.11 37.34 35.99 10.55 32.69 249 158 Peak 3 5720.00 103.35 ------ ------ 88.91 36.35 10.88 32.79 249 158 Peak 4 5867.55 51.86 68.30 -16.44 37.29 36.59 10.83 32.85 249 158 Peak	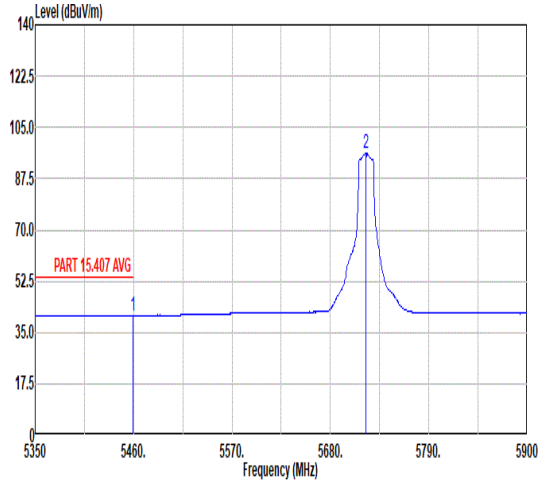 Freq Level Limit Line Margin Read Level Ant Factor Cable Loss Preamp Factor APos TPos Remark MHz dBuV/m dBuV/m dB dBuV dB/m dB dB cm deg 1 5458.90 40.86 54.00 -13.14 27.03 35.98 10.54 32.69 249 158 Peak 2 5720.00 96.18 ------ ------ 81.74 36.35 10.88 32.79 249 158 Average

Mode	38	
	Band Edge	
	U-NII-2C_5.47-5.725_802.11a_CH144_5720MHz	
ANT	1	
Pol.	Vertical	Fundamental
Peak	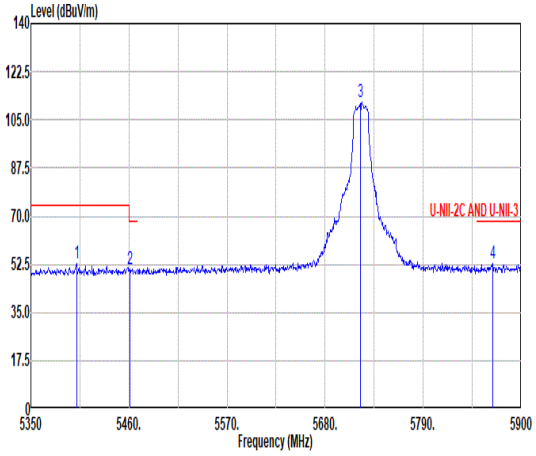 Freq Level Limit Line Margin Read Level Ant Factor Cable Loss Preamp Factor APos TPos Remark MHz dBuV/m dBuV/m dB dBuV dB/m dB dB cm deg 1 5401.15 52.79 74.00 -21.21 39.01 35.96 10.50 32.68 233 356 Peak 2 5461.10 50.84 68.30 -17.46 37.00 35.98 10.55 32.69 233 356 Peak 3 5720.00 111.26 ------ ------ 96.82 36.35 10.88 32.79 233 356 Peak 4 5868.10 52.66 68.30 -15.64 38.09 36.59 10.83 32.85 233 356 Peak	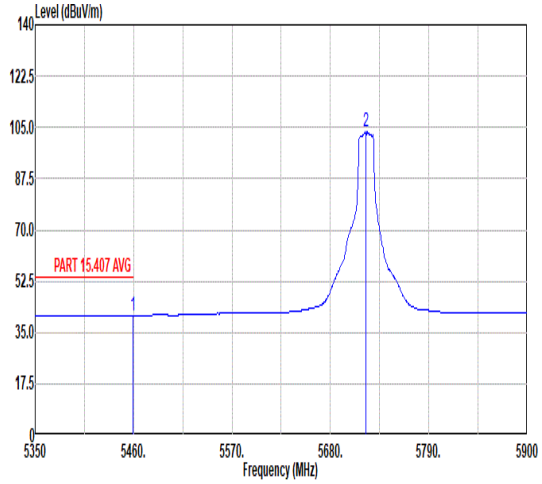 Freq Level Limit Line Margin Read Level Ant Factor Cable Loss Preamp Factor APos TPos Remark MHz dBuV/m dBuV/m dB dBuV dB/m dB dB cm deg 1 5459.45 40.92 54.00 -13.08 27.09 35.98 10.54 32.69 233 356 Peak 2 5720.00 103.41 ------ ------ 88.97 36.35 10.88 32.79 233 356 Average

Mode	38	
	Harmonic	
	U-NII-2C_5.47-5.725_802.11a_CH144_5720MHz	
ANT	1	
Pol.	Horizontal	Vertical
Peak Avg	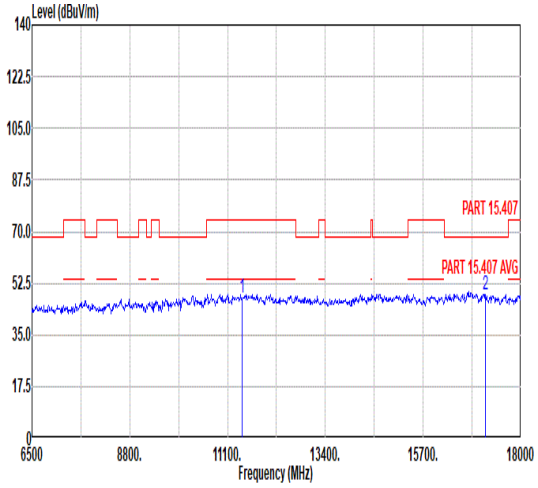 Freq Level Limit Line Margin Read Level Ant Factor Cable Loss Preamp Factor APos TPos Remark MHz dBuV/m dBuV/m dB dBuV dB/m dB dB cm deg 1 11440.00 47.77 74.00 -26.23 45.04 38.21 14.89 50.37 --- --- Peak 2 17160.00 48.69 68.30 -19.61 40.68 42.82 18.04 52.85 --- --- Peak	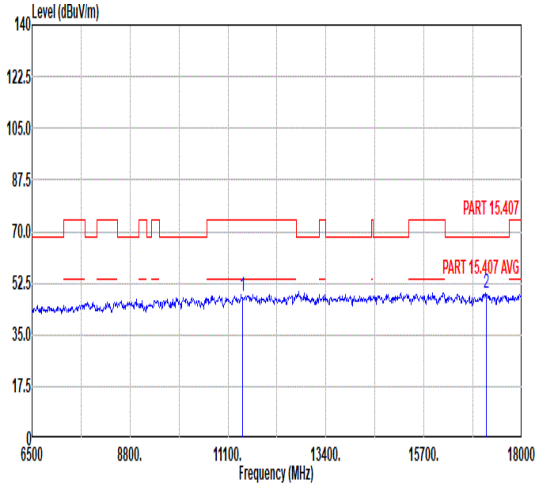 Freq Level Limit Line Margin Read Level Ant Factor Cable Loss Preamp Factor APos TPos Remark MHz dBuV/m dBuV/m dB dBuV dB/m dB dB cm deg 1 11440.00 48.12 74.00 -25.88 45.39 38.21 14.89 50.37 --- --- Peak 2 17160.00 48.97 68.30 -19.33 40.96 42.82 18.04 52.85 --- --- Peak

Mode	39	
	Band Edge	
	U-NII-2C_5.47-5.725_802.11n HT20_CH144_5720MHz	
ANT	1	
Pol.	Horizontal	Fundamental
Peak	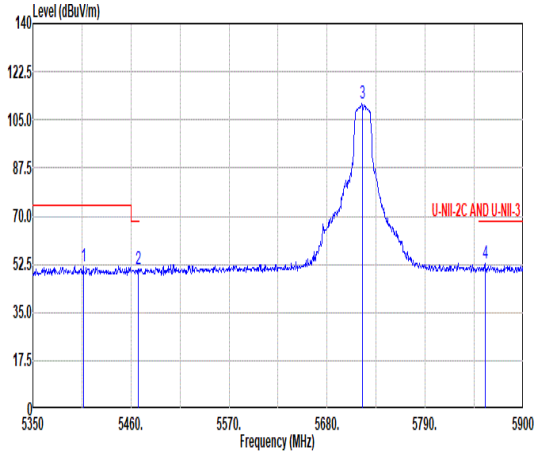 Freq Level Limit Line Margin Read Level Ant Factor Cable Loss Preamp Factor APos TPos Remark MHz dBuV/m dBuV/m dB dBuV dB/m dB dB cm deg 1 5406.65 51.94 74.00 -22.06 38.16 35.96 10.50 32.68 109 8 Peak 2 5468.25 50.62 68.30 -17.68 36.77 35.99 10.55 32.69 109 8 Peak 3 5720.00 110.82 ------ ------ 96.38 36.35 10.88 32.79 109 8 Peak 4 5857.10 52.67 68.30 -15.63 38.11 36.57 10.83 32.84 109 8 Peak	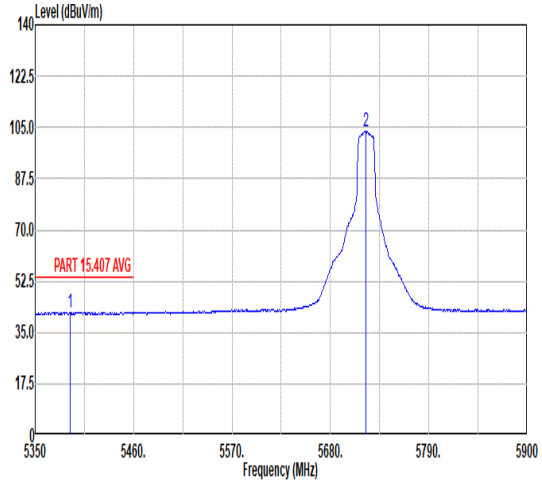 Freq Level Limit Line Margin Read Level Ant Factor Cable Loss Preamp Factor APos TPos Remark MHz dBuV/m dBuV/m dB dBuV dB/m dB dB cm deg 1 5389.05 41.81 54.00 -12.19 28.02 35.96 10.51 32.68 109 8 Peak 2 5720.00 103.74 ------ ------ 89.30 36.35 10.88 32.79 109 8 Average

Mode	39	
	Band Edge	
	U-NII-2C_5.47-5.725_802.11n HT20_CH144_5720MHz	
ANT	1	
Pol.	Vertical	Fundamental
Peak	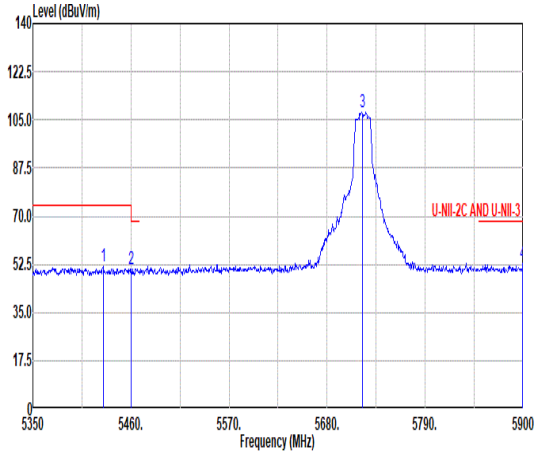 Freq Level Limit Line Margin Read Level Ant Factor Cable Loss Preamp Factor APos TPos Remark MHz dBuV/m dBuV/m dB dBuV dB/m dB dB cm deg 1 5429.20 51.77 74.00 -22.23 37.97 35.97 10.52 32.69 235 93 Peak 2 5460.55 50.93 68.30 -17.37 37.09 35.98 10.55 32.69 235 93 Peak 3 5720.00 107.79 ------ ------ 93.35 36.35 10.88 32.79 235 93 Peak 4 5899.45 52.59 68.30 -15.71 37.96 36.64 10.85 32.86 235 93 Peak	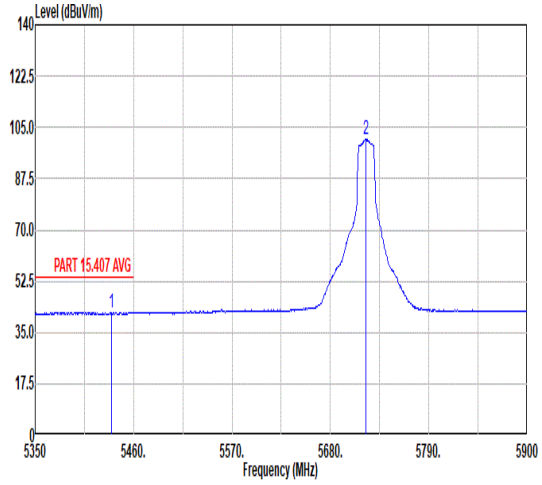 Freq Level Limit Line Margin Read Level Ant Factor Cable Loss Preamp Factor APos TPos Remark MHz dBuV/m dBuV/m dB dBuV dB/m dB dB cm deg 1 5435.25 41.85 54.00 -12.15 28.04 35.97 10.53 32.69 235 93 Peak 2 5720.00 100.90 ------ ------ 86.46 36.35 10.88 32.79 235 93 Average

Mode	39	
	Harmonic	
	U-NII-2C_5.47-5.725_802.11n HT20_CH144_5720MHz	
ANT	1	
Pol.	Horizontal	Vertical
Peak Avg	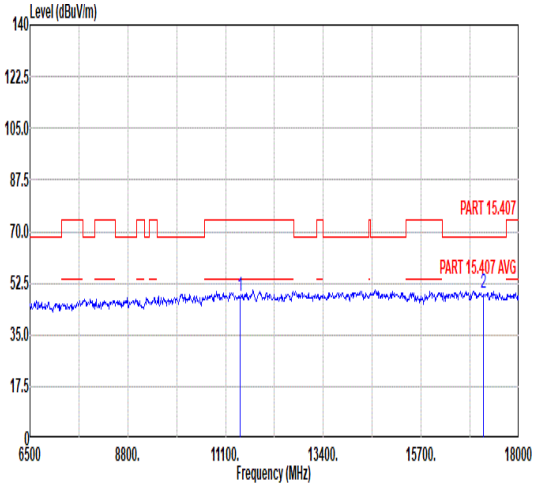 Freq Level Limit Line Margin Read Level Ant Factor Cable Loss Preamp Factor APos TPos Remark MHz dBuV/m dBuV/m dB dBuV dB/m dB dB cm deg 1 11440.00 48.19 74.00 -25.81 45.46 38.21 14.89 50.37 --- --- Peak 2 17160.00 49.26 68.30 -19.04 41.25 42.82 18.04 52.85 --- --- Peak	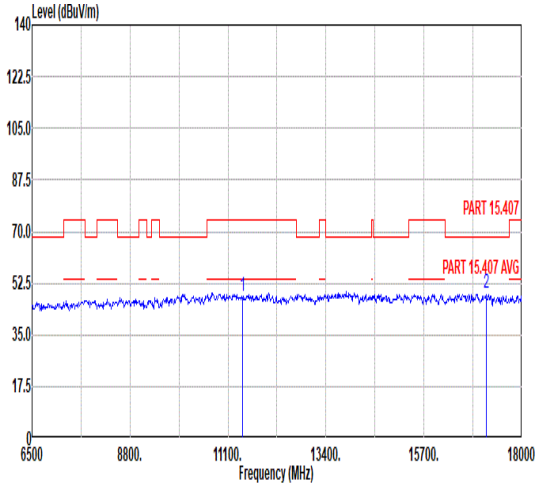 Freq Level Limit Line Margin Read Level Ant Factor Cable Loss Preamp Factor APos TPos Remark MHz dBuV/m dBuV/m dB dBuV dB/m dB dB cm deg 1 11440.00 47.93 74.00 -26.07 45.20 38.21 14.89 50.37 --- --- Peak 2 17160.00 48.89 68.30 -19.41 40.88 42.82 18.04 52.85 --- --- Peak

Mode	40	
	Band Edge	
	U-NII-2C_5.47-5.725_802.11n HT40_CH142_5710MHz	
ANT	1	
Pol.	Horizontal	Fundamental
Peak	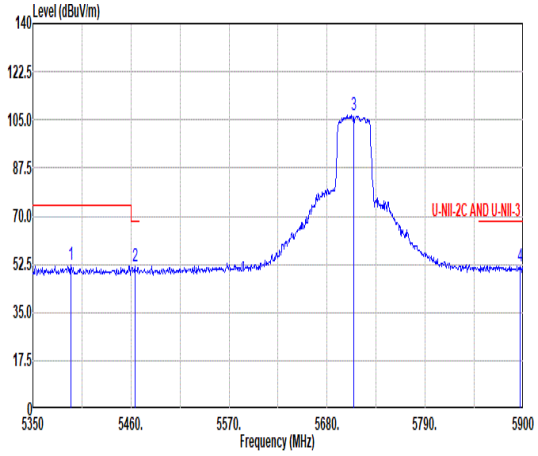 Freq Level Limit Line Margin Read Level Ant Factor Cable Loss Preamp Factor APos TPos Remark MHz dBuV/m dBuV/m dB dBuV dB/m dB dB cm deg 1 5392.35 52.16 74.00 -21.84 38.37 35.96 10.51 32.68 110 8 Peak 2 5464.40 51.59 68.30 -16.71 37.74 35.99 10.55 32.69 110 8 Peak 3 5710.00 106.61 ------ ------ 92.16 36.34 10.89 32.78 110 8 Peak 4 5896.15 52.00 68.30 -16.30 37.39 36.63 10.84 32.86 110 8 Peak	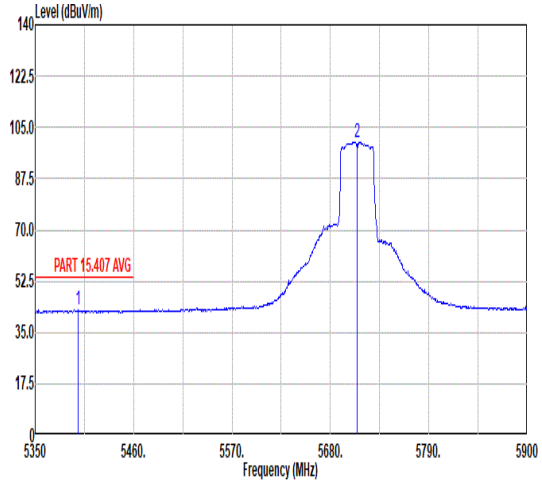 Freq Level Limit Line Margin Read Level Ant Factor Cable Loss Preamp Factor APos TPos Remark MHz dBuV/m dBuV/m dB dBuV dB/m dB dB cm deg 1 5398.40 42.70 54.00 -11.30 28.92 35.96 10.50 32.68 110 8 Peak 2 5710.00 99.87 ------ ------ 85.42 36.34 10.89 32.78 110 8 Average

Mode	40	
	Band Edge	
	U-NII-2C_5.47-5.725_802.11n HT40_CH142_5710MHz	
ANT	1	
Pol.	Vertical	Fundamental
Peak	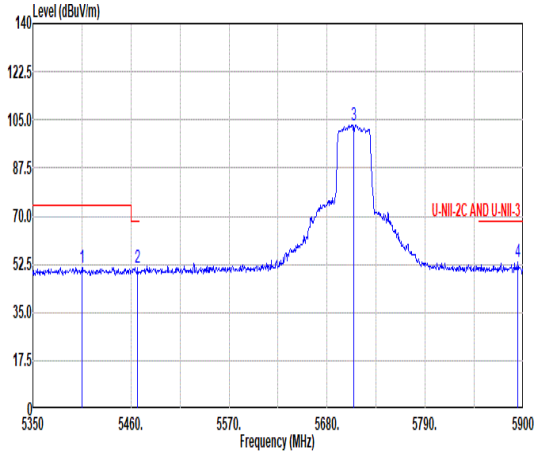 Freq Level Limit Line Margin Read Level Ant Factor Cable Loss Preamp Factor APos TPos Remark MHz dBuV/m dBuV/m dB dBuV dB/m dB dB cm deg 1 5405.00 51.45 74.00 -22.55 37.67 35.96 10.50 32.68 247 90 Peak 2 5467.70 51.23 68.30 -17.07 37.38 35.99 10.55 32.69 247 90 Peak 3 5710.00 103.07 ------ ------ 88.62 36.34 10.89 32.78 247 90 Peak 4 5893.95 53.37 68.30 -14.93 38.76 36.63 10.84 32.86 247 90 Peak	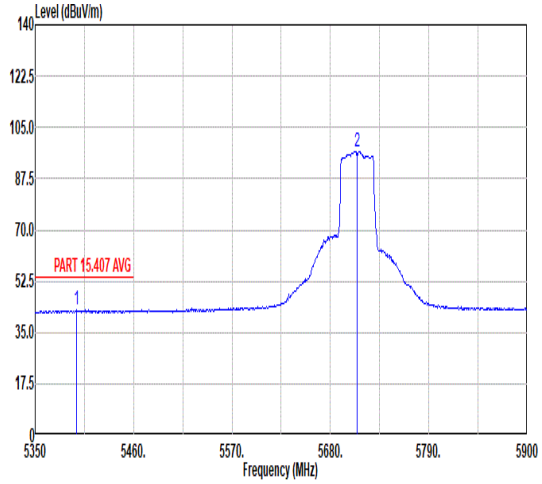 Freq Level Limit Line Margin Read Level Ant Factor Cable Loss Preamp Factor APos TPos Remark MHz dBuV/m dBuV/m dB dBuV dB/m dB dB cm deg 1 5396.20 42.68 54.00 -11.32 28.89 35.96 10.51 32.68 247 90 Peak 2 5710.00 96.75 ------ ------ 82.30 36.34 10.89 32.78 247 90 Average

Mode	40	
	Harmonic	
	U-NII-2C_5.47-5.725_802.11n HT40_CH142_5710MHz	
ANT	1	
Pol.	Horizontal	Vertical
Peak Avg	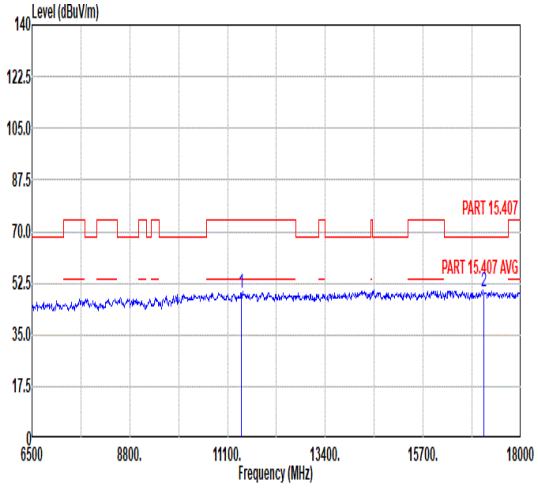 Freq Level Limit Line Margin Read Level Ant Factor Cable Loss Preamp Factor APos TPos Remark MHz dBuV/m dBuV/m dB dBuV dB/m dB dB cm deg 1 11420.00 49.28 74.00 -24.72 46.61 38.19 14.88 50.40 --- --- Peak 2 17130.00 49.85 68.30 -18.45 41.78 42.81 18.05 52.79 --- --- Peak	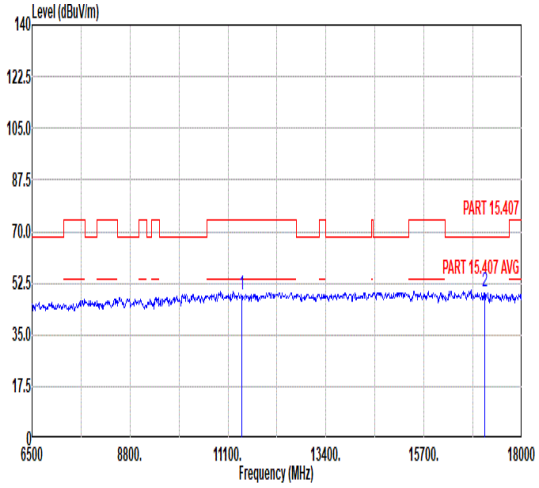 Freq Level Limit Line Margin Read Level Ant Factor Cable Loss Preamp Factor APos TPos Remark MHz dBuV/m dBuV/m dB dBuV dB/m dB dB cm deg 1 11420.00 48.51 74.00 -25.49 45.84 38.19 14.88 50.40 --- --- Peak 2 17130.00 49.52 68.30 -18.78 41.45 42.81 18.05 52.79 --- --- Peak

Mode	41	
	Band Edge	
	U-NII-2C_5.47-5.725_802.11ac VHT80_CH138_5690MHz	
ANT	1	
Pol.	Horizontal	Fundamental
Peak	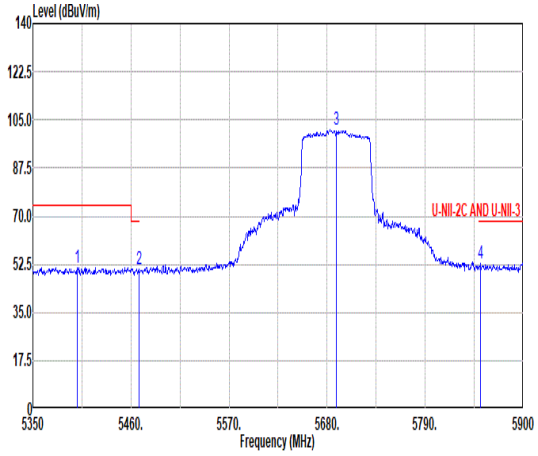 Freq Level Limit Line Margin Read Level Ant Factor Cable Loss Preamp Factor APos TPos Remark MHz dBuV/m dBuV/m dB dBuV dB/m dB dB cm deg 1 5399.50 51.50 74.00 -22.50 37.72 35.96 10.50 32.68 109 8 Peak 2 5468.80 50.63 68.30 -17.67 36.78 35.99 10.55 32.69 109 8 Peak 3 5690.00 101.39 ------ ------ 86.97 36.30 10.90 32.78 109 8 Peak 4 5852.15 52.67 68.30 -15.63 38.12 36.56 10.83 32.84 109 8 Peak	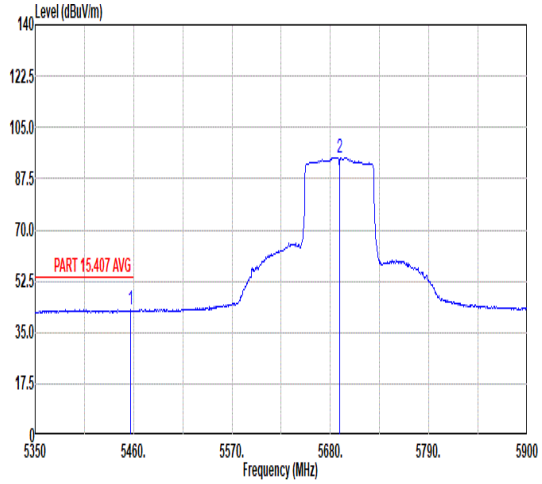 Freq Level Limit Line Margin Read Level Ant Factor Cable Loss Preamp Factor APos TPos Remark MHz dBuV/m dBuV/m dB dBuV dB/m dB dB cm deg 1 5456.70 42.71 54.00 -11.29 28.88 35.98 10.54 32.69 109 8 Peak 2 5690.00 94.80 ------ ------ 80.38 36.30 10.90 32.78 109 8 Average

Mode	41	
	Band Edge	
	U-NII-2C_5.47-5.725_802.11ac VHT80_CH138_5690MHz	
ANT	1	
Pol.	Vertical	Fundamental
Peak	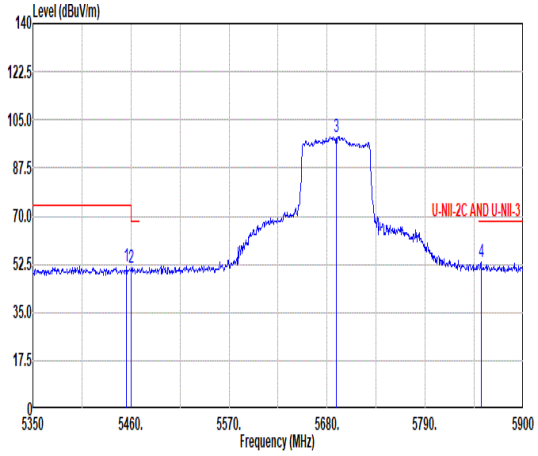 Freq Level Limit Line Margin Read Level Ant Factor Cable Loss Preamp Factor APos TPos Remark MHz dBuV/m dBuV/m dB dBuV dB/m dB dB cm deg 1 5455.05 51.92 74.00 -22.08 38.09 35.98 10.54 32.69 107 92 Peak 2 5460.55 51.08 68.30 -17.22 37.24 35.98 10.55 32.69 107 92 Peak 3 5690.00 98.99 ------ ------ 84.57 36.30 10.90 32.78 107 92 Peak 4 5852.70 53.38 68.30 -14.92 38.83 36.56 10.83 32.84 107 92 Peak	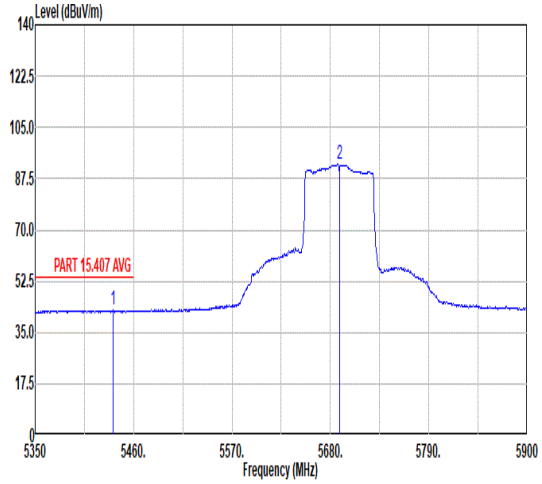 Freq Level Limit Line Margin Read Level Ant Factor Cable Loss Preamp Factor APos TPos Remark MHz dBuV/m dBuV/m dB dBuV dB/m dB dB cm deg 1 5437.45 42.83 54.00 -11.17 29.02 35.97 10.53 32.69 107 92 Peak 2 5690.00 92.25 ------ ------ 77.83 36.30 10.90 32.78 107 92 Average

Mode	41	
	Harmonic	
	U-NII-2C_5.47-5.725_802.11ac VHT80_CH138_5690MHz	
ANT	1	
Pol.	Horizontal	Vertical
Peak Avg	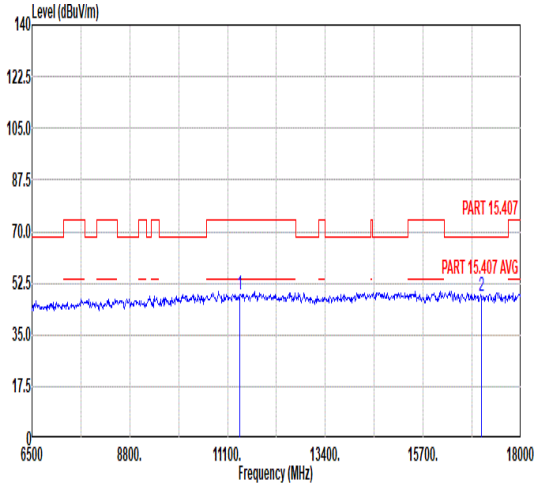 Freq Level Limit Line Margin Read Level Ant Factor Cable Loss Preamp Factor APos TPos Remark MHz dBuV/m dBuV/m dB dBuV dB/m dB dB cm deg 1 11380.00 48.82 74.00 -25.18 46.24 38.17 14.85 50.44 --- --- Peak 2 17070.00 48.25 68.30 -20.05 40.02 42.81 18.07 52.65 --- --- Peak	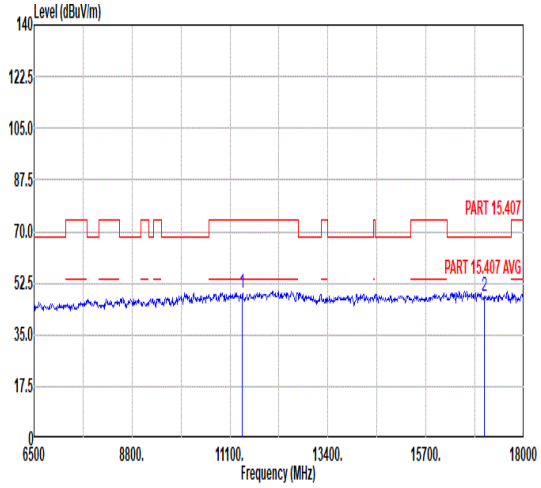 Freq Level Limit Line Margin Read Level Ant Factor Cable Loss Preamp Factor APos TPos Remark MHz dBuV/m dBuV/m dB dBuV dB/m dB dB cm deg 1 11380.00 48.91 74.00 -25.09 46.33 38.17 14.85 50.44 --- --- Peak 2 17070.00 48.31 68.30 -19.99 40.08 42.81 18.07 52.65 --- --- Peak

Mode	42	
	LF	
	U-NII-2C_5.47-5.725_802.11ac VHT80_CH42_5210MHz	
ANT	1	
Pol.	Horizontal	Vertical
QP/ Peak	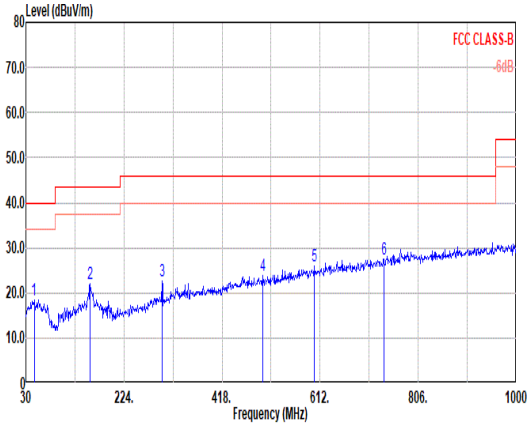	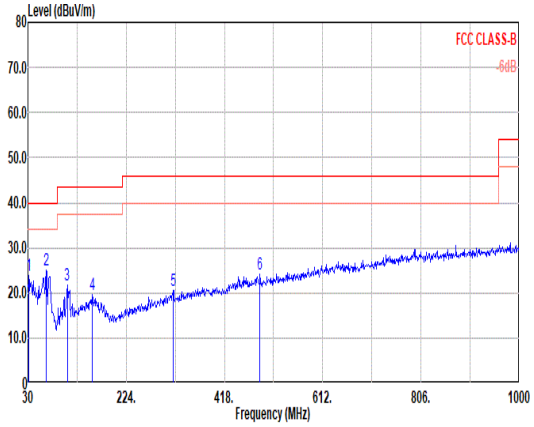

Horizontal:

	Freq	Level	Limit Line	Margin	Read Level	Ant Factor	Cable Loss	Preamp Factor	APos	TPos	Remark
	MHz	dBuV/m	dBuV/m	dB	dBuV	dB/m	dB	dB	cm	deg	
1	46.49	18.38	40.00	-21.62	32.56	15.77	1.25	31.20	---	---	Peak
2	157.07	21.98	43.50	-21.52	34.41	16.36	2.28	31.07	---	---	Peak
3	299.66	22.56	46.00	-23.44	30.94	19.40	3.12	30.90	---	---	Peak
4	498.51	23.84	46.00	-22.16	26.85	23.67	4.02	30.70	---	---	Peak
5	600.36	26.06	46.00	-19.94	27.73	24.90	4.43	31.00	---	---	Peak
6	738.10	27.60	46.00	-18.40	27.88	25.74	4.89	30.91	---	---	Peak

Vertical:

	Freq	Level	Limit Line	Margin	Read Level	Ant Factor	Cable Loss	Preamp Factor	APos	TPos	Remark
	MHz	dBuV/m	dBuV/m	dB	dBuV	dB/m	dB	dB	cm	deg	
1	31.94	23.78	40.00	-16.22	29.90	24.04	1.04	31.20	---	---	Peak
2	65.89	25.08	40.00	-14.92	42.40	12.50	1.49	31.31	---	---	Peak
3	107.60	21.76	43.50	-21.74	33.43	17.62	1.89	31.18	---	---	Peak
4	157.07	19.69	43.50	-23.81	32.12	16.36	2.28	31.07	---	---	Peak
5	316.15	20.49	46.00	-25.51	28.40	19.76	3.20	30.87	---	---	Peak
6	487.84	24.22	46.00	-21.78	27.42	23.52	3.98	30.70	---	---	Peak

Mode	43	
	LF	
	U-NII-3_5.725-5.85_802.11ac VHT80_CH155_5775MHz	
ANT	1	
Pol.	Horizontal	Vertical
QP/ Peak	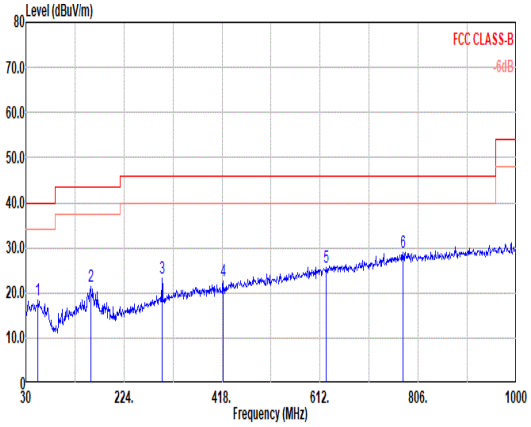	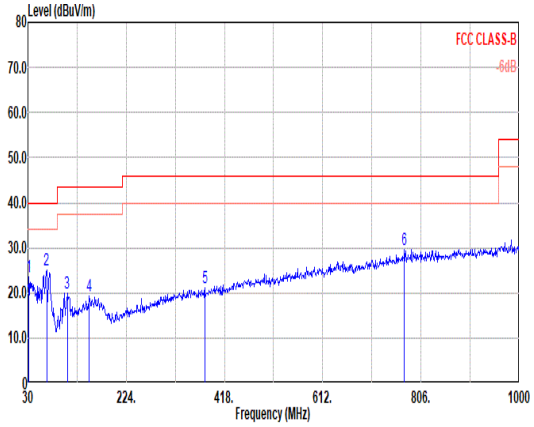

Horizontal:

	Freq	Level	Limit Line	Margin	Read Level	Ant Factor	Cable Loss	Preamp Factor	APos	TPos	Remark
	MHz	dBuV/m	dBuV/m	dB	dBuV	dB/m	dB	dB	cm	deg	
1	54.25	18.56	40.00	-21.44	34.86	13.58	1.35	31.23	---	---	Peak
2	158.04	21.35	43.50	-22.15	33.80	16.34	2.28	31.07	---	---	Peak
3	299.66	23.12	46.00	-22.88	31.50	19.40	3.12	30.90	---	---	Peak
4	419.94	22.64	46.00	-23.36	27.31	22.34	3.69	30.70	---	---	Peak
5	623.64	25.70	46.00	-20.30	27.10	25.04	4.51	30.95	---	---	Peak
6	775.93	29.05	46.00	-16.95	29.07	26.00	5.01	31.03	---	---	Peak

Vertical:

	Freq	Level	Limit Line	Margin	Read Level	Ant Factor	Cable Loss	Preamp Factor	APos	TPos	Remark
	MHz	dBuV/m	dBuV/m	dB	dBuV	dB/m	dB	dB	cm	deg	
1	31.94	23.60	40.00	-16.40	29.72	24.04	1.04	31.20	---	---	Peak
2	66.86	25.06	40.00	-14.94	42.37	12.50	1.50	31.31	---	---	Peak
3	107.60	19.91	43.50	-23.59	31.58	17.62	1.89	31.18	---	---	Peak
4	151.25	19.25	43.50	-24.25	31.64	16.48	2.23	31.10	---	---	Peak
5	379.20	21.01	46.00	-24.99	26.92	21.32	3.51	30.74	---	---	Peak
6	773.02	29.71	46.00	-16.29	29.74	25.99	5.00	31.02	---	---	Peak

Mode	44
	Band Edge - L
	U-NII-2C_5.47-5.725_802.11n HT40_CH110_5550MHz
ANT	1

Pol.	Horizontal	Fundamental
Peak	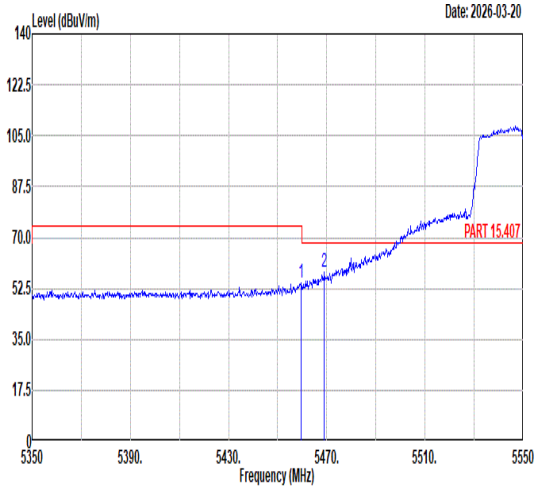 Freq Level Limit Line Margin (dB) Read Level Ant Factor Cable Loss Preamp Factor APos TPos Remark MHz dBuV/m dBuV/m dBuV dB/m dB dB cm deg 1 5459.60 54.37 74.00 -19.63 40.54 35.98 10.54 32.69 100 3 PEAK 2 5469.00 58.24 68.30 -10.06 44.39 35.99 10.55 32.69 100 3 PEAK	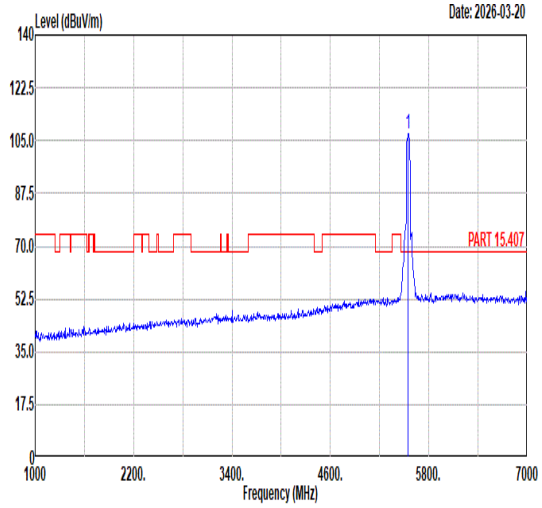 Freq Level Limit Line Margin (dB) Read Level Ant Factor Cable Loss Preamp Factor APos TPos Remark MHz dBuV/m dBuV/m dBuV dB/m dB dB cm deg 1 5550.00 107.43 ------ ------ 93.42 36.09 10.64 32.72 100 3 PEAK
Avg	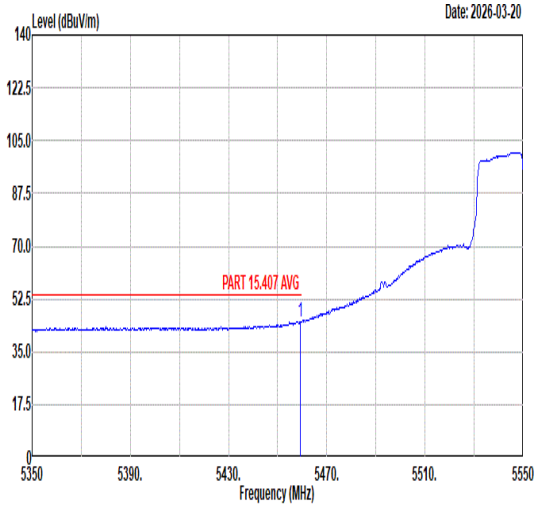 Freq Level Limit Line Margin (dB) Read Level Ant Factor Cable Loss Preamp Factor APos TPos Remark MHz dBuV/m dBuV/m dBuV dB/m dB dB cm deg 1 5459.20 45.15 54.00 -8.85 31.32 35.98 10.54 32.69 100 3 AVERAGE	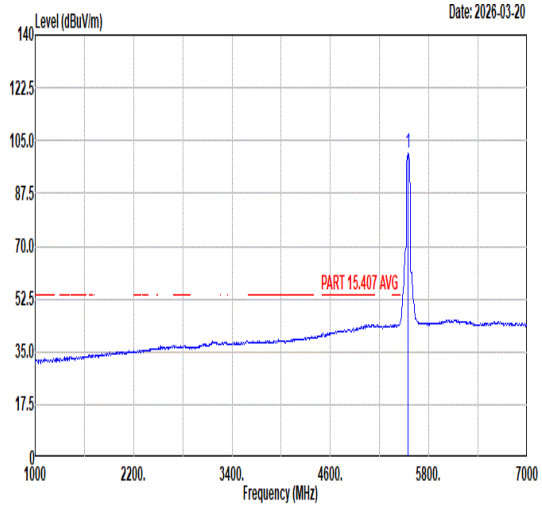 Freq Level Limit Line Margin (dB) Read Level Ant Factor Cable Loss Preamp Factor APos TPos Remark MHz dBuV/m dBuV/m dBuV dB/m dB dB cm deg 1 5550.00 100.80 ------ ------ 86.81 36.08 10.63 32.72 100 3 AVERAGE

Mode	44	
	Band Edge - R	
	U-NII-2C_5.47-5.725_802.11n HT40_CH110_5550MHz	
ANT	1	
Pol.	Horizontal	Fundamental
Peak	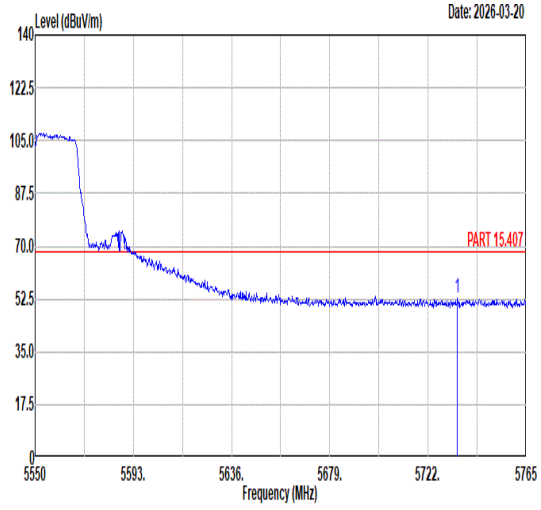 Freq Level Limit Line Margin (dB) Read Level Ant Factor Cable Loss Preamp Factor APos TPos Remark MHz dBuV/m dBuV/m dBuV dB/m dB dB cm deg 1 5734.90 52.59 68.30 -15.71 38.13 36.38 10.87 32.79 100 3 PEAK	Blank

Mode	44	
	Band Edge - L	
	U-NII-2C_5.47-5.725_802.11n HT40_CH110_5550MHz	
ANT	1	
Pol.	Vertical	Fundamental
Peak	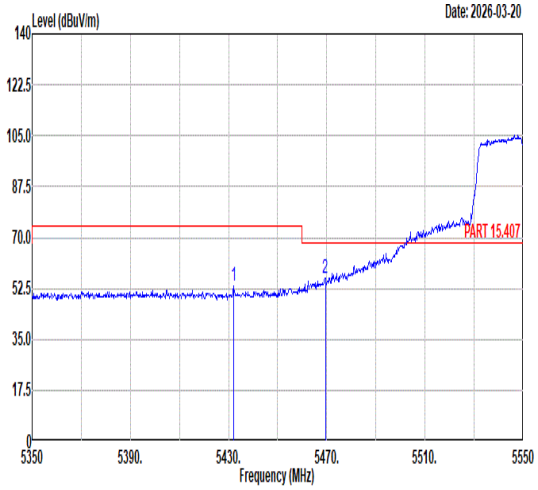 Freq Level Limit Line Margin (dB) Read Level Ant Factor Cable Loss Preamp Factor APos TPos Remark MHz dBuV/m dBuV/m dBuV dB/m dB dB cm deg 1 5432.00 53.14 74.00 -20.86 39.34 35.97 10.52 32.69 220 95 PEAK 2 5469.40 55.88 68.30 -12.42 42.03 35.99 10.55 32.69 220 95 PEAK	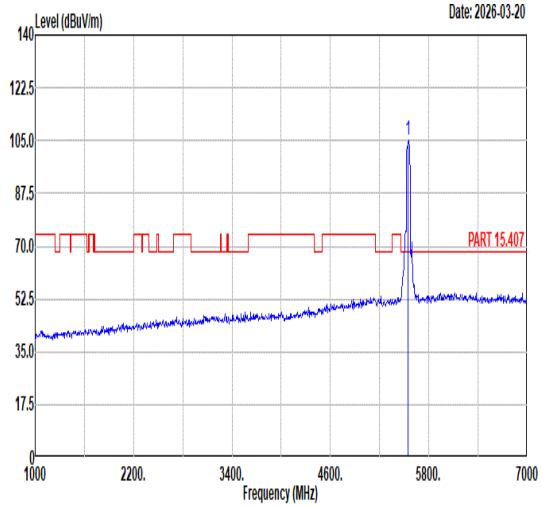 Freq Level Limit Line Margin (dB) Read Level Ant Factor Cable Loss Preamp Factor APos TPos Remark MHz dBuV/m dBuV/m dBuV dB/m dB dB cm deg 1 5550.00 105.01 ------ ------ 91.00 36.09 10.64 32.72 220 95 PEAK
Avg	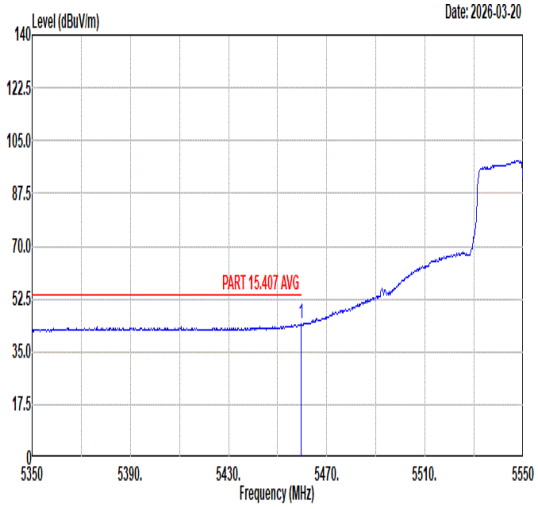 Freq Level Limit Line Margin (dB) Read Level Ant Factor Cable Loss Preamp Factor APos TPos Remark MHz dBuV/m dBuV/m dBuV dB/m dB dB cm deg 1 5459.60 44.33 54.00 -9.67 30.50 35.98 10.54 32.69 220 95 AVERAGE	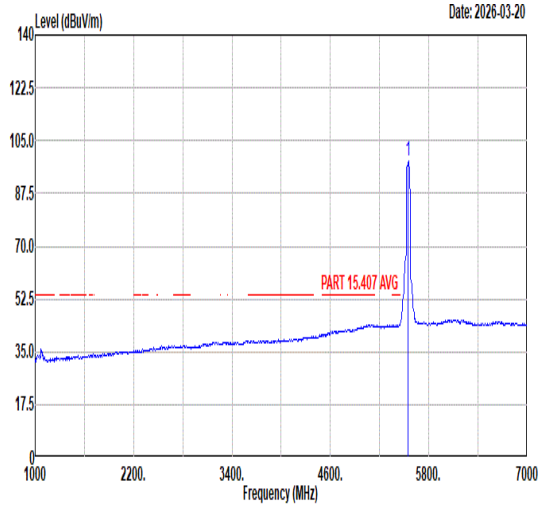 Freq Level Limit Line Margin (dB) Read Level Ant Factor Cable Loss Preamp Factor APos TPos Remark MHz dBuV/m dBuV/m dBuV dB/m dB dB cm deg 1 5550.00 98.33 ------ ------ 84.32 36.09 10.64 32.72 220 95 AVERAGE

Mode	44	
	Band Edge - R	
	U-NII-2C_5.47-5.725_802.11n HT40_CH110_5550MHz	
ANT	1	
Pol.	Vertical	Fundamental
Peak	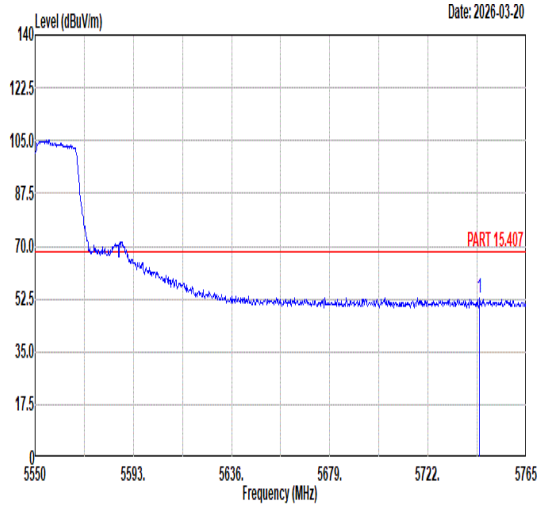 Freq Level Limit Line Margin (dB) Read Level Ant Factor Cable Loss Preamp Factor APos TPos Remark MHz dBuV/m dBuV/m dBuV dB/m dB dB cm deg 1 5744.58 52.67 68.30 -15.63 38.22 36.39 10.86 32.80 220 95 PEAK	Blank

Appendix D. Duty Cycle Plots

Band	Duty Cycle(%)	T(ms)	1/T(kHz)	VBW Setting
802.11a	98.09	-	-	10Hz
802.11n HT20	97.95	1.910	0.524	1KHz
802.11n HT40	96.43	0.945	1.058	3KHz
802.11ac VHT80	92.74	0.460	2.174	3KHz

802.11a

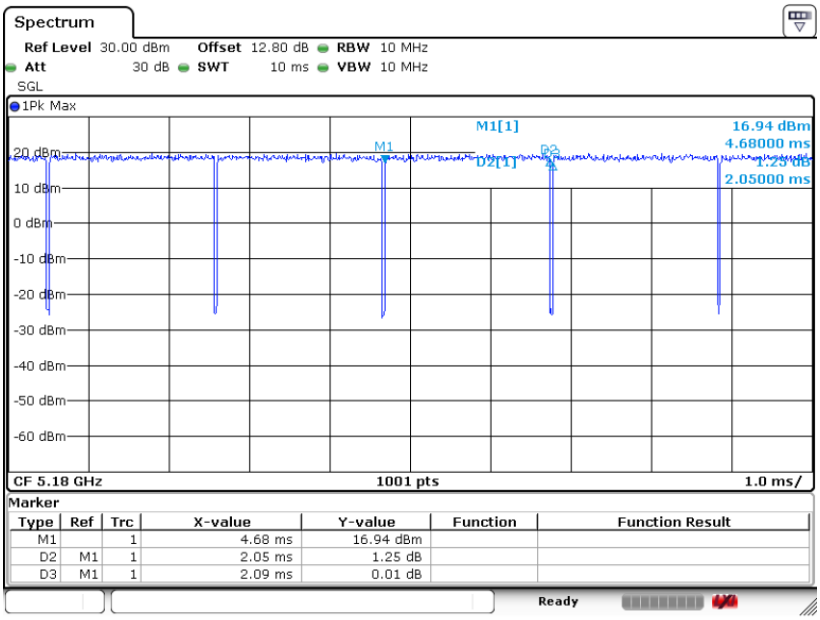

802.11n HT20

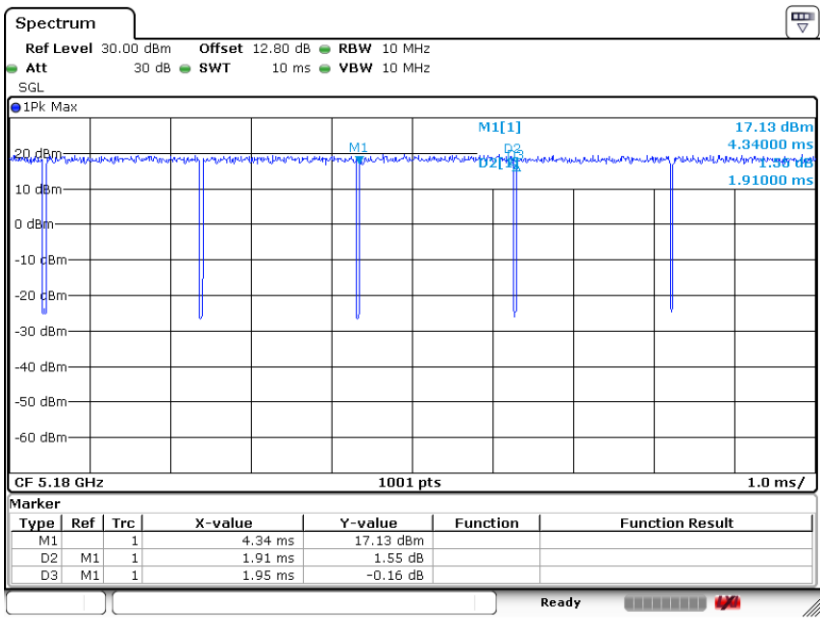

802.11n HT40

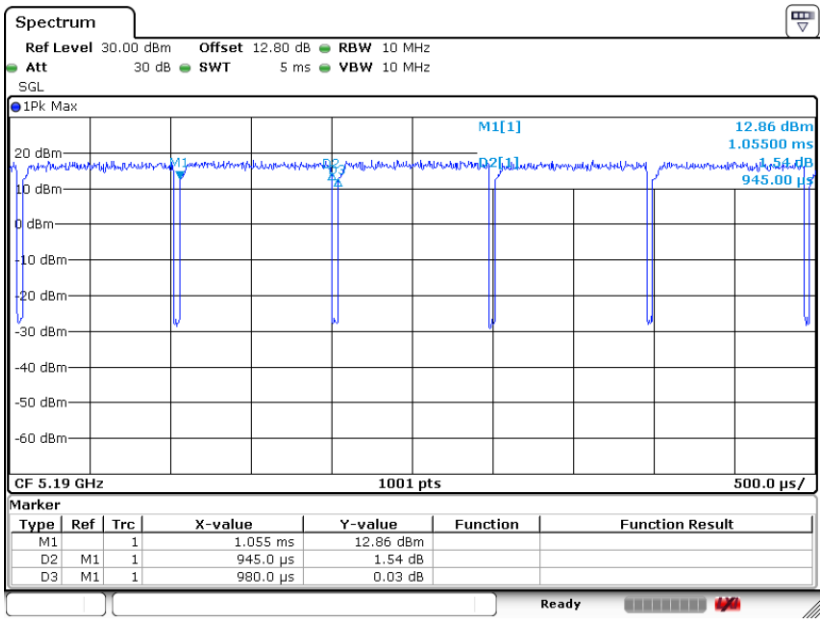
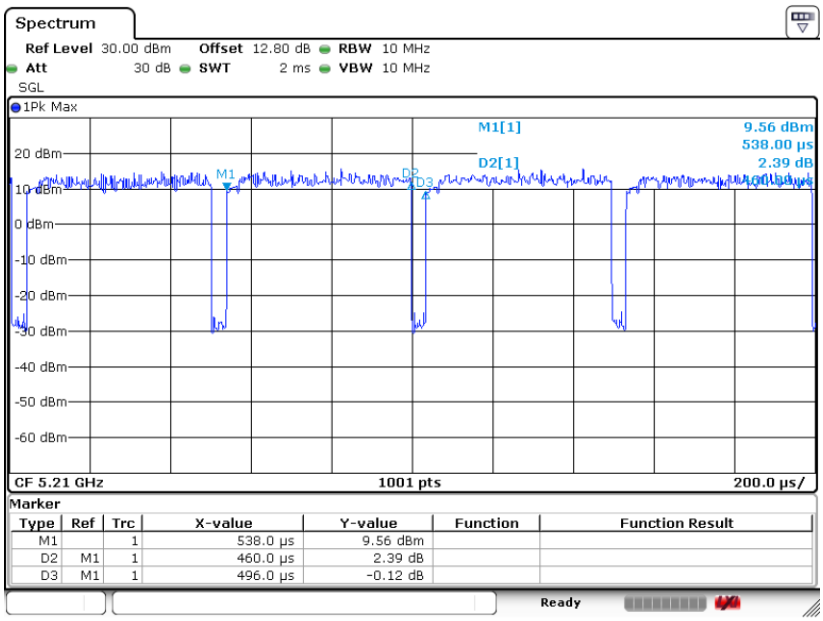
802.11ac VHT80