Appendix A. Plots of System Verification

The plots for system verification are shown as follows.

Plots of System Verification

Test Laboratory: Bureau Veritas ADT SAR/HAC Testing Lab Date: 2023/03/17

S01 System Check_H1900_230317

DUT: Dipole 1900 MHz; Type: D1900V2; SN: 5d036

Communication System: UID 0, CW; Frequency: 1900 MHz;Duty Cycle: 1:1
Medium: H06T27N6_0317 Medium parameters used: f = 1900 MHz; σ = 1.483 S/m; ε_r = 40.099; ρ = 1000 kg/m^3
Ambient Temperature：22.4 ℃ ； Liquid Temperature：22.3 ℃

DASY5 Configuration:
- Probe: EX3DV4 - SN7797; ConvF(7.65, 7.65, 7.65) @ 1900 MHz; Calibrated: 2022/12/12
- Sensor-Surface: 1.4mm (Mechanical Surface Detection)
- Electronics: DAE4 Sn1590; Calibrated: 2022/09/22
- Phantom: SAM Phantom_1982; Type: QD 000 P41 Ax;
- Measurement SW: DASY52, Version 52.10 (4); SEMCAD X Version 14.6.14 (7501)

Pin=50mW/Area Scan (61x61x1): Interpolated grid: dx=1.500 mm, dy=1.500 mm
Maximum value of SAR (interpolated) = 3.40 W/kg

Pin=50mW/Zoom Scan (5x5x7)/Cube 0: Measurement grid: dx=8mm, dy=8mm, dz=5mm
Reference Value = 47.69 V/m; Power Drift = 0.02 dB
Peak SAR (extrapolated) = 4.18 W/kg
SAR(1 g) = 2.07 W/kg; SAR(10 g) = 1.07 W/kg (SAR corrected for target medium)
Maximum value of SAR (measured) = 3.43 W/kg

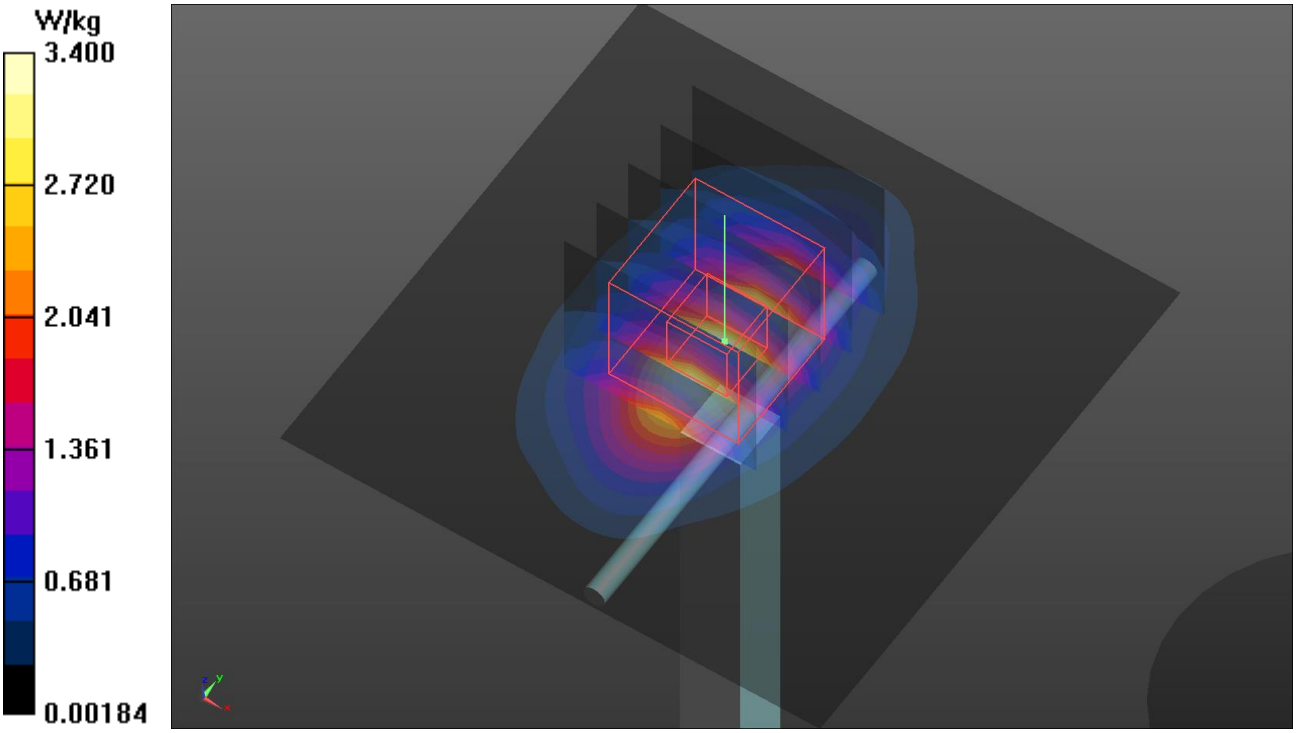

Plots of System Verification

Test Laboratory: Bureau Veritas ADT SAR/HAC Testing Lab Date: 2023/03/17

S02 System Check_H1750_230317

DUT: Dipole 1750 MHz; Type: D1750V2; SN: 1055

Communication System: UID 0, CW; Frequency: 1750 MHz;Duty Cycle: 1:1
Medium: H06T27N6_0317 Medium parameters used: f = 1750 MHz; σ = 1.395 S/m; ε_r = 40.318; ρ = 1000 kg/m^3
Ambient Temperature：22.4 ℃ ； Liquid Temperature：22.3 ℃

DASY5 Configuration:
- Probe: EX3DV4 - SN7797; ConvF(8.03, 8.03, 8.03) @ 1750 MHz; Calibrated: 2022/12/12
- Sensor-Surface: 1.4mm (Mechanical Surface Detection)
- Electronics: DAE4 Sn1590; Calibrated: 2022/09/22
- Phantom: SAM Phantom_1982; Type: QD 000 P41 Ax;
- Measurement SW: DASY52, Version 52.10 (4); SEMCAD X Version 14.6.14 (7501)

Pin=50mW/Area Scan (61x61x1): Interpolated grid: dx=1.500 mm, dy=1.500 mm
Maximum value of SAR (interpolated) = 2.92 W/kg

Pin=50mW/Zoom Scan (5x5x7)/Cube 0: Measurement grid: dx=8mm, dy=8mm, dz=5mm
Reference Value = 45.73 V/m; Power Drift = 0.00 dB
Peak SAR (extrapolated) = 3.49 W/kg
SAR(1 g) = 1.83 W/kg; SAR(10 g) = 0.961 W/kg (SAR corrected for target medium)
Maximum value of SAR (measured) = 2.90 W/kg

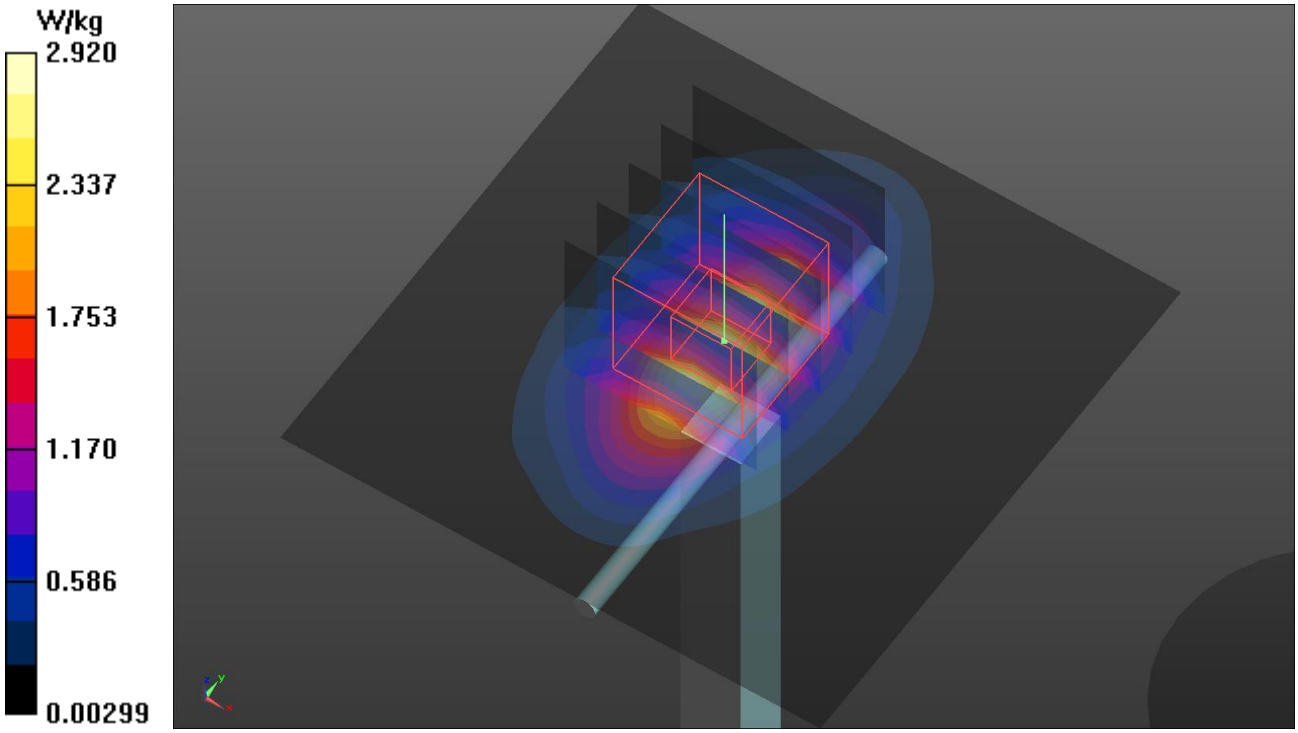

Plots of System Verification

Test Laboratory: Bureau Veritas ADT SAR/HAC Testing Lab Date: 2023/03/21

S03 System Check_H835_230321

DUT: Dipole 835 MHz; Type: D835V2; SN: 4d121

Communication System: UID 0, CW; Frequency: 835 MHz;Duty Cycle: 1:1
Medium: H06T27N6_0321 Medium parameters used: f = 835 MHz; σ = 0.942 S/m; ε_r = 42.554; ρ = 1000 kg/m^3
Ambient Temperature：22.7 ℃ ； Liquid Temperature：21.4 ℃

DASY5 Configuration:
- Probe: EX3DV4 - SN7797; ConvF(8.87, 8.87, 8.87) @ 835 MHz; Calibrated: 2022/12/12
- Sensor-Surface: 1.4mm (Mechanical Surface Detection)
- Electronics: DAE4 Sn1590; Calibrated: 2022/09/22
- Phantom: SAM Phantom_1982; Type: QD 000 P41 Ax;
- Measurement SW: DASY52, Version 52.10 (4); SEMCAD X Version 14.6.14 (7501)

Pin=50mW/Area Scan (61x61x1): Interpolated grid: dx=1.500 mm, dy=1.500 mm
Maximum value of SAR (interpolated) = 0.686 W/kg

Pin=50mW/Zoom Scan (5x5x7)/Cube 0: Measurement grid: dx=8mm, dy=8mm, dz=5mm
Reference Value = 27.84 V/m; Power Drift = -0.01 dB
Peak SAR (extrapolated) = 0.786 W/kg
SAR(1 g) = 0.501 W/kg; SAR(10 g) = 0.324 W/kg (SAR corrected for target medium)
Maximum value of SAR (measured) = 0.694 W/kg

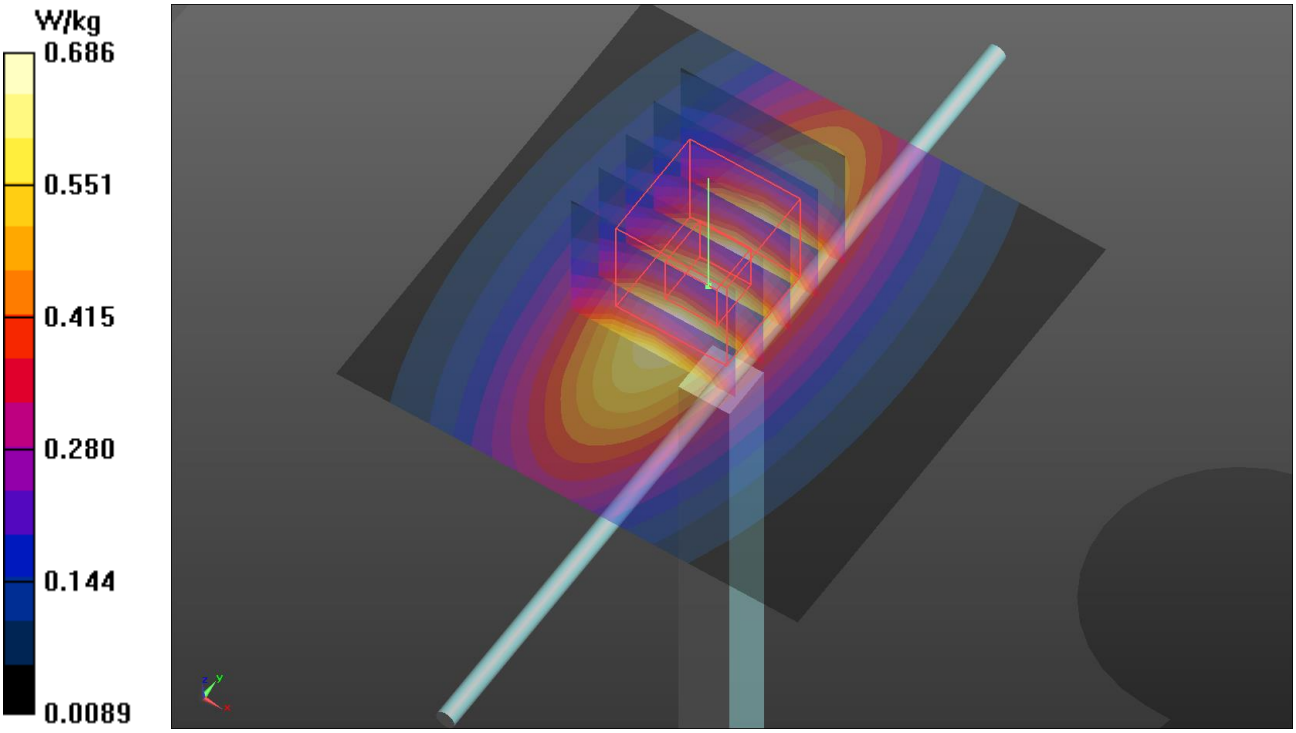

Test Laboratory: Bureau Veritas ADT SAR/HAC Testing Lab Date: 2023/03/31

S04 System Check_H2600_230331

DUT: Dipole 2600 MHz; Type: D2600V2; SN: 1020

Communication System: UID 0, CW; Frequency: 2600 MHz;Duty Cycle: 1:1
Medium: H06T27N3_0331 Medium parameters used: f = 2600 MHz; σ = 1.901 S/m; ε_r = 38.652; ρ = 1000 kg/m^3
Ambient Temperature：22.1 ℃ ； Liquid Temperature：21.8 ℃

DASY5 Configuration:
- Probe: EX3DV4 - SN7472; ConvF(7.59, 7.59, 7.59) @ 2600 MHz; Calibrated: 2022/05/27
- Sensor-Surface: 1.4mm (Mechanical Surface Detection)
- Electronics: DAE4 Sn1698; Calibrated: 2022/11/17
- Phantom: Twin SAM Phantom_1823; Type: QD000P40
- Measurement SW: DASY52, Version 52.10 (4); SEMCAD X Version 14.6.14 (7501)

Pin=50mW/Area Scan (81x81x1): Interpolated grid: dx=1.200 mm, dy=1.200 mm
Maximum value of SAR (interpolated) = 4.49 W/kg

Pin=50mW/Zoom Scan (7x7x7)/Cube 0: Measurement grid: dx=5mm, dy=5mm, dz=5mm
Reference Value = 46.37 V/m; Power Drift = 0.04 dB
Peak SAR (extrapolated) = 5.92 W/kg
SAR(1 g) = 2.69 W/kg; SAR(10 g) = 1.18 W/kg (SAR corrected for target medium)
Maximum value of SAR (measured) = 4.67 W/kg

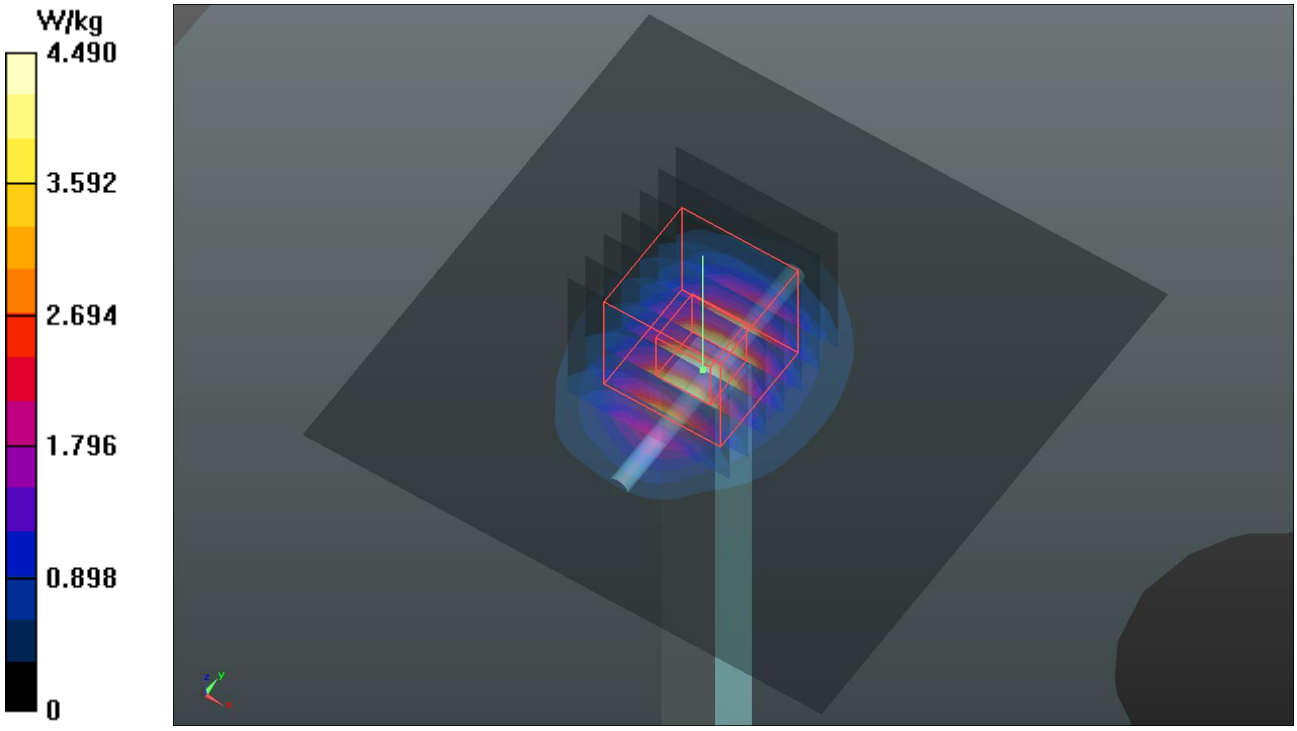

Plots of System Verification

Test Laboratory: Bureau Veritas ADT SAR/HAC Testing Lab Date: 2023/03/20

S05 System Check_H750_230320

DUT: Dipole 750 MHz; Type: D750V3; SN: 1013

Communication System: UID 0, CW; Frequency: 750 MHz;Duty Cycle: 1:1
Medium: H06T27N6_0320 Medium parameters used: f = 750 MHz; σ = 0.938 S/m; ε_r = 42.102; ρ = 1000 kg/m^3
Ambient Temperature：22.6 ℃ ； Liquid Temperature：21.3 ℃

DASY5 Configuration:
- Probe: EX3DV4 - SN7797; ConvF(9.09, 9.09, 9.09) @ 750 MHz; Calibrated: 2022/12/12
- Sensor-Surface: 1.4mm (Mechanical Surface Detection)
- Electronics: DAE4 Sn1590; Calibrated: 2022/09/22
- Phantom: SAM Phantom_1982; Type: QD 000 P41 Ax;
- Measurement SW: DASY52, Version 52.10 (4); SEMCAD X Version 14.6.14 (7501)

Pin=50mW/Area Scan (61x81x1): Interpolated grid: dx=1.500 mm, dy=1.500 mm
Maximum value of SAR (interpolated) = 0.588 W/kg

Pin=50mW/Zoom Scan (5x5x7)/Cube 0: Measurement grid: dx=8mm, dy=8mm, dz=5mm
Reference Value = 25.98 V/m; Power Drift = 0.00 dB
Peak SAR (extrapolated) = 0.670 W/kg
SAR(1 g) = 0.419 W/kg; SAR(10 g) = 0.274 W/kg (SAR corrected for target medium)
Maximum value of SAR (measured) = 0.590 W/kg

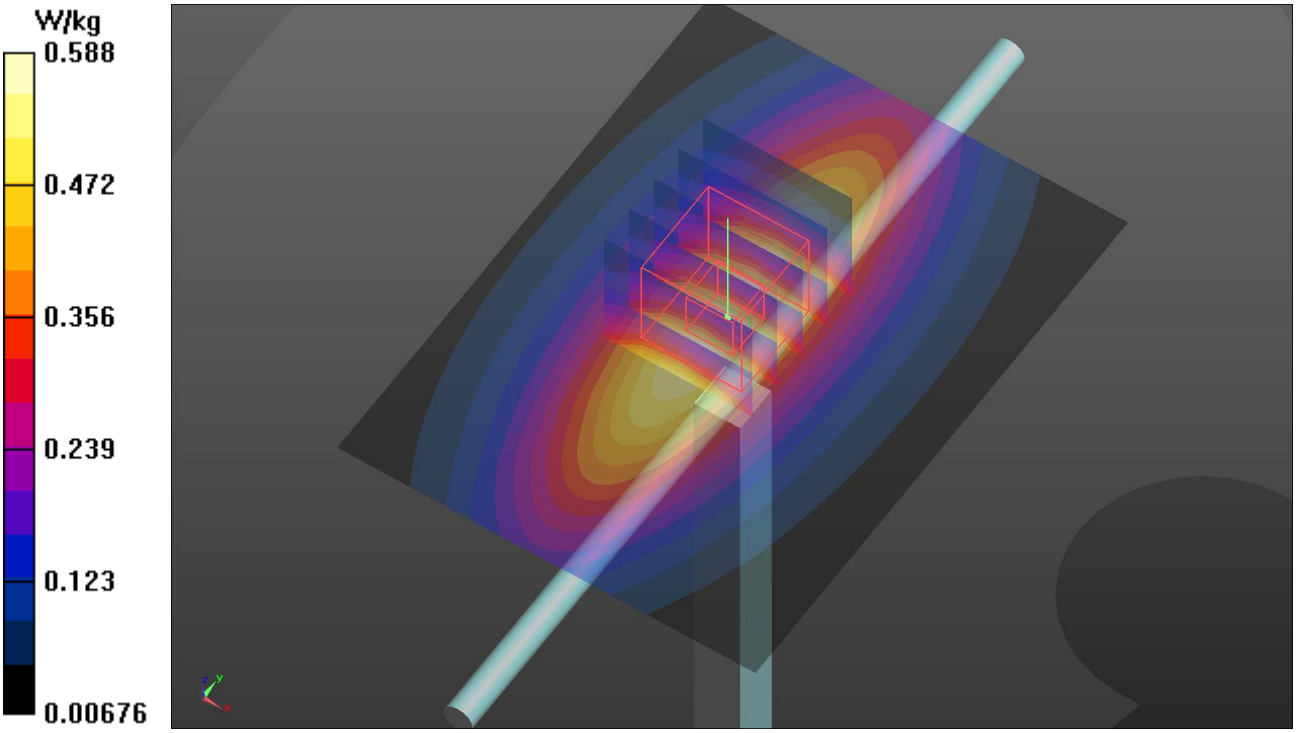

Plots of System Verification

Test Laboratory: Bureau Veritas ADT SAR/HAC Testing Lab Date: 2023/03/20

S06 System Check_H750_230320

DUT: Dipole 750 MHz; Type: D750V3; SN: 1013

Communication System: UID 0, CW; Frequency: 750 MHz;Duty Cycle: 1:1
Medium: H06T27N6_0320 Medium parameters used: f = 750 MHz; σ = 0.938 S/m; ε_r = 42.102; ρ = 1000 kg/m^3
Ambient Temperature：22.6 ℃ ； Liquid Temperature：21.3 ℃

DASY5 Configuration:
- Probe: EX3DV4 - SN7797; ConvF(9.09, 9.09, 9.09) @ 750 MHz; Calibrated: 2022/12/12
- Sensor-Surface: 1.4mm (Mechanical Surface Detection)
- Electronics: DAE4 Sn1590; Calibrated: 2022/09/22
- Phantom: SAM Phantom_1982; Type: QD 000 P41 Ax;
- Measurement SW: DASY52, Version 52.10 (4); SEMCAD X Version 14.6.14 (7501)

Pin=50mW/Area Scan (61x81x1): Interpolated grid: dx=1.500 mm, dy=1.500 mm
Maximum value of SAR (interpolated) = 0.588 W/kg

Pin=50mW/Zoom Scan (5x5x7)/Cube 0: Measurement grid: dx=8mm, dy=8mm, dz=5mm
Reference Value = 25.98 V/m; Power Drift = 0.00 dB
Peak SAR (extrapolated) = 0.670 W/kg
SAR(1 g) = 0.419 W/kg; SAR(10 g) = 0.274 W/kg (SAR corrected for target medium)
Maximum value of SAR (measured) = 0.590 W/kg

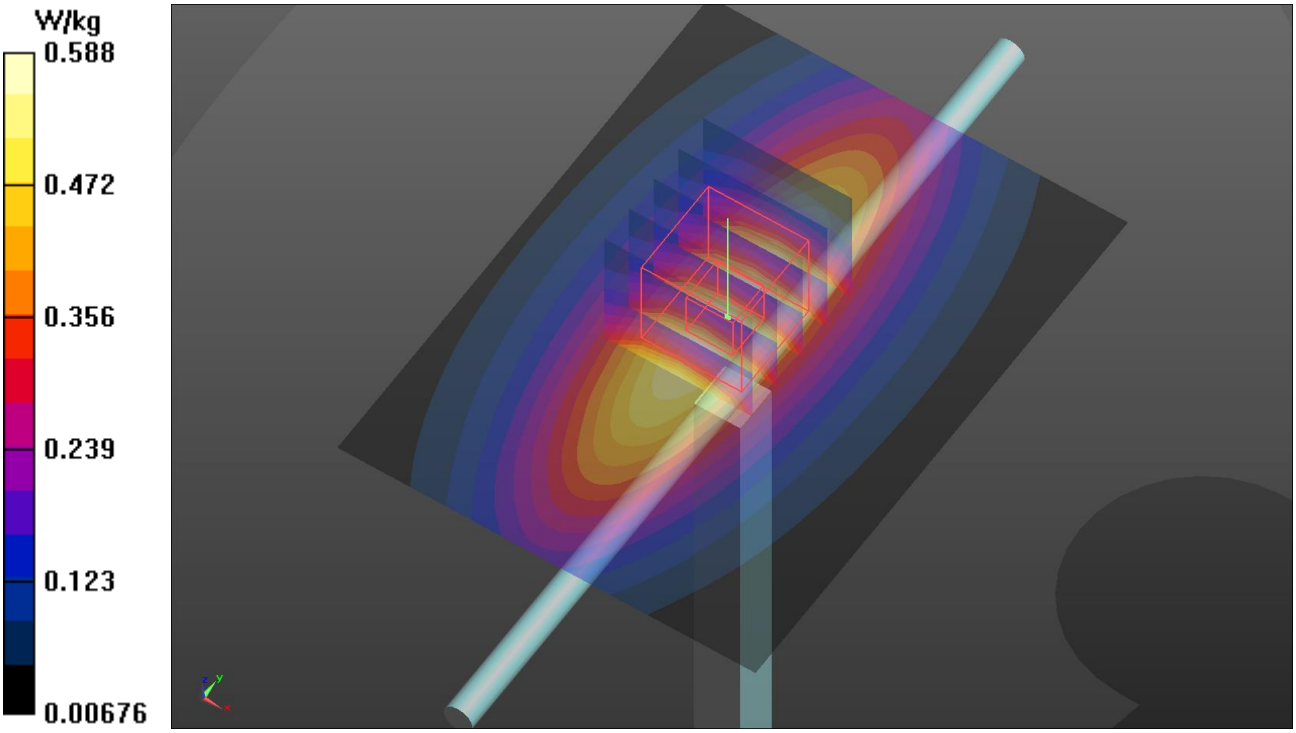

Plots of System Verification

Test Laboratory: Bureau Veritas ADT SAR/HAC Testing Lab Date: 2023/03/20

S07 System Check_H750_230320

DUT: Dipole 750 MHz; Type: D750V3; SN: 1013

Communication System: UID 0, CW; Frequency: 750 MHz;Duty Cycle: 1:1
Medium: H06T27N6_0320 Medium parameters used: f = 750 MHz; σ = 0.938 S/m; ε_r = 42.102; ρ = 1000 kg/m^3
Ambient Temperature：22.6 ℃ ； Liquid Temperature：21.3 ℃

DASY5 Configuration:
- Probe: EX3DV4 - SN7797; ConvF(9.09, 9.09, 9.09) @ 750 MHz; Calibrated: 2022/12/12
- Sensor-Surface: 1.4mm (Mechanical Surface Detection)
- Electronics: DAE4 Sn1590; Calibrated: 2022/09/22
- Phantom: SAM Phantom_1982; Type: QD 000 P41 Ax;
- Measurement SW: DASY52, Version 52.10 (4); SEMCAD X Version 14.6.14 (7501)

Pin=50mW/Area Scan (61x81x1): Interpolated grid: dx=1.500 mm, dy=1.500 mm
Maximum value of SAR (interpolated) = 0.588 W/kg

Pin=50mW/Zoom Scan (5x5x7)/Cube 0: Measurement grid: dx=8mm, dy=8mm, dz=5mm
Reference Value = 25.98 V/m; Power Drift = 0.00 dB
Peak SAR (extrapolated) = 0.670 W/kg
SAR(1 g) = 0.419 W/kg; SAR(10 g) = 0.274 W/kg (SAR corrected for target medium)
Maximum value of SAR (measured) = 0.590 W/kg

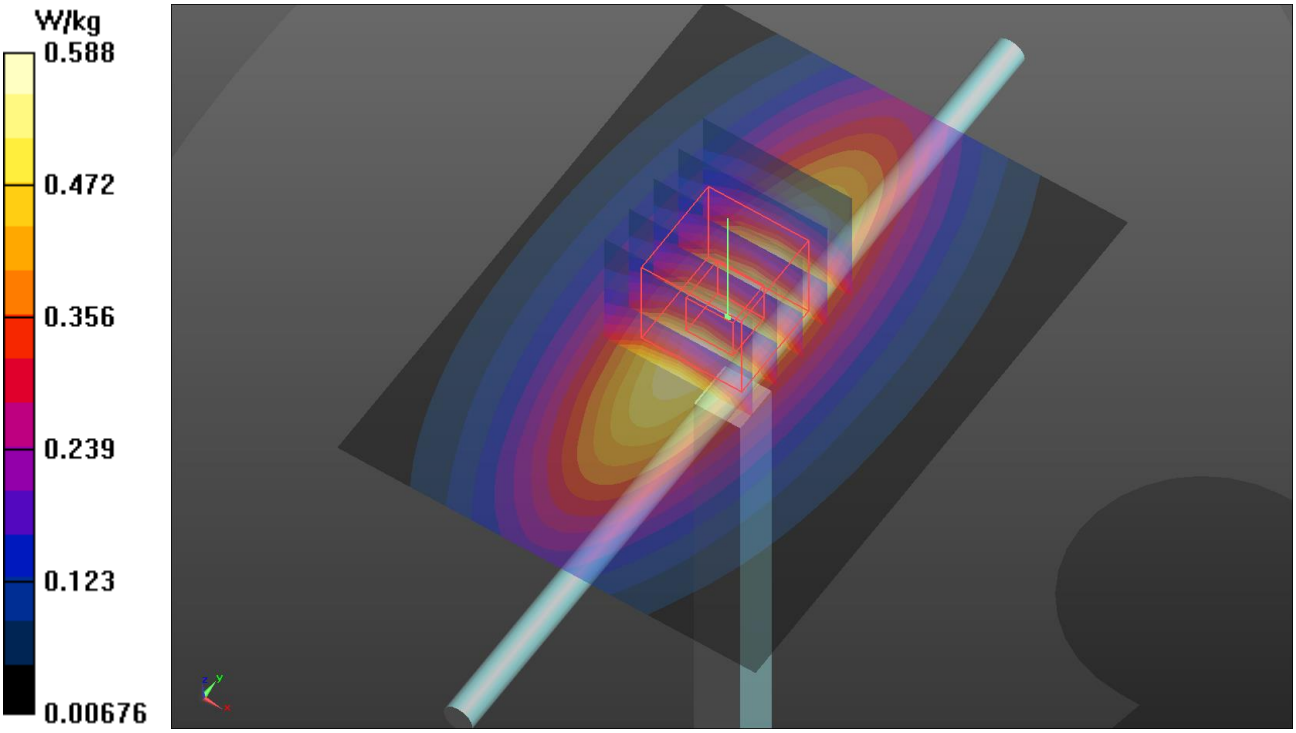

Plots of System Verification

Test Laboratory: Bureau Veritas ADT SAR/HAC Testing Lab Date: 2023/03/20

S08 System Check_H750_230320

DUT: Dipole 750 MHz; Type: D750V3; SN: 1013

Communication System: UID 0, CW; Frequency: 750 MHz;Duty Cycle: 1:1
Medium: H06T27N6_0320 Medium parameters used: f = 750 MHz; σ = 0.938 S/m; ε_r = 42.102; ρ = 1000 kg/m^3
Ambient Temperature：22.6 ℃ ； Liquid Temperature：21.3 ℃

DASY5 Configuration:
- Probe: EX3DV4 - SN7797; ConvF(9.09, 9.09, 9.09) @ 750 MHz; Calibrated: 2022/12/12
- Sensor-Surface: 1.4mm (Mechanical Surface Detection)
- Electronics: DAE4 Sn1590; Calibrated: 2022/09/22
- Phantom: SAM Phantom_1982; Type: QD 000 P41 Ax;
- Measurement SW: DASY52, Version 52.10 (4); SEMCAD X Version 14.6.14 (7501)

Pin=50mW/Area Scan (61x81x1): Interpolated grid: dx=1.500 mm, dy=1.500 mm
Maximum value of SAR (interpolated) = 0.588 W/kg

Pin=50mW/Zoom Scan (5x5x7)/Cube 0: Measurement grid: dx=8mm, dy=8mm, dz=5mm
Reference Value = 25.98 V/m; Power Drift = 0.00 dB
Peak SAR (extrapolated) = 0.670 W/kg
SAR(1 g) = 0.419 W/kg; SAR(10 g) = 0.274 W/kg (SAR corrected for target medium)
Maximum value of SAR (measured) = 0.590 W/kg

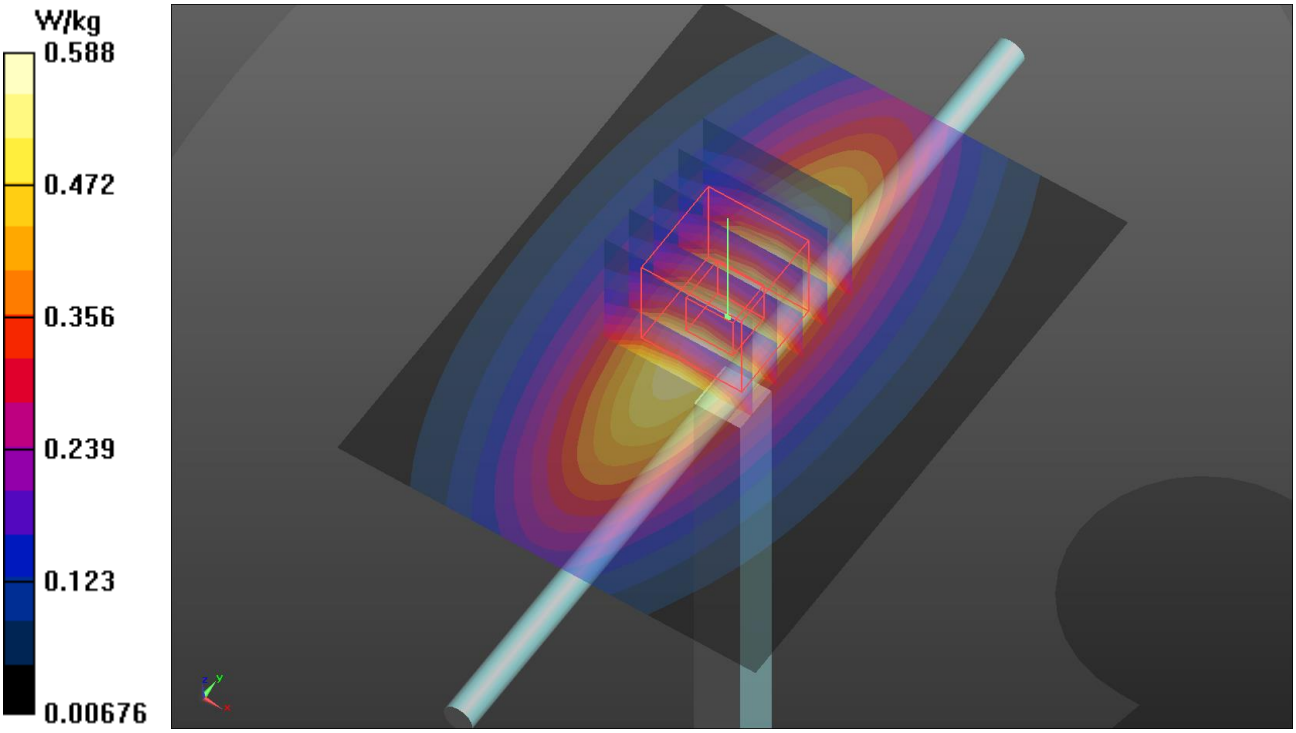

Plots of System Verification

Test Laboratory: Bureau Veritas ADT SAR/HAC Testing Lab Date: 2023/03/17

S09 System Check_H1900_230317

DUT: Dipole 1900 MHz; Type: D1900V2; SN: 5d036

Communication System: UID 0, CW; Frequency: 1900 MHz;Duty Cycle: 1:1
Medium: H06T27N6_0317 Medium parameters used: f = 1900 MHz; σ = 1.483 S/m; ε_r = 40.099; ρ = 1000 kg/m^3
Ambient Temperature：22.4 ℃ ； Liquid Temperature：22.3 ℃

DASY5 Configuration:
- Probe: EX3DV4 - SN7797; ConvF(7.65, 7.65, 7.65) @ 1900 MHz; Calibrated: 2022/12/12
- Sensor-Surface: 1.4mm (Mechanical Surface Detection)
- Electronics: DAE4 Sn1590; Calibrated: 2022/09/22
- Phantom: SAM Phantom_1982; Type: QD 000 P41 Ax;
- Measurement SW: DASY52, Version 52.10 (4); SEMCAD X Version 14.6.14 (7501)

Pin=50mW/Area Scan (61x61x1): Interpolated grid: dx=1.500 mm, dy=1.500 mm
Maximum value of SAR (interpolated) = 3.40 W/kg

Pin=50mW/Zoom Scan (5x5x7)/Cube 0: Measurement grid: dx=8mm, dy=8mm, dz=5mm
Reference Value = 47.69 V/m; Power Drift = 0.02 dB
Peak SAR (extrapolated) = 4.18 W/kg
SAR(1 g) = 2.07 W/kg; SAR(10 g) = 1.07 W/kg (SAR corrected for target medium)
Maximum value of SAR (measured) = 3.43 W/kg

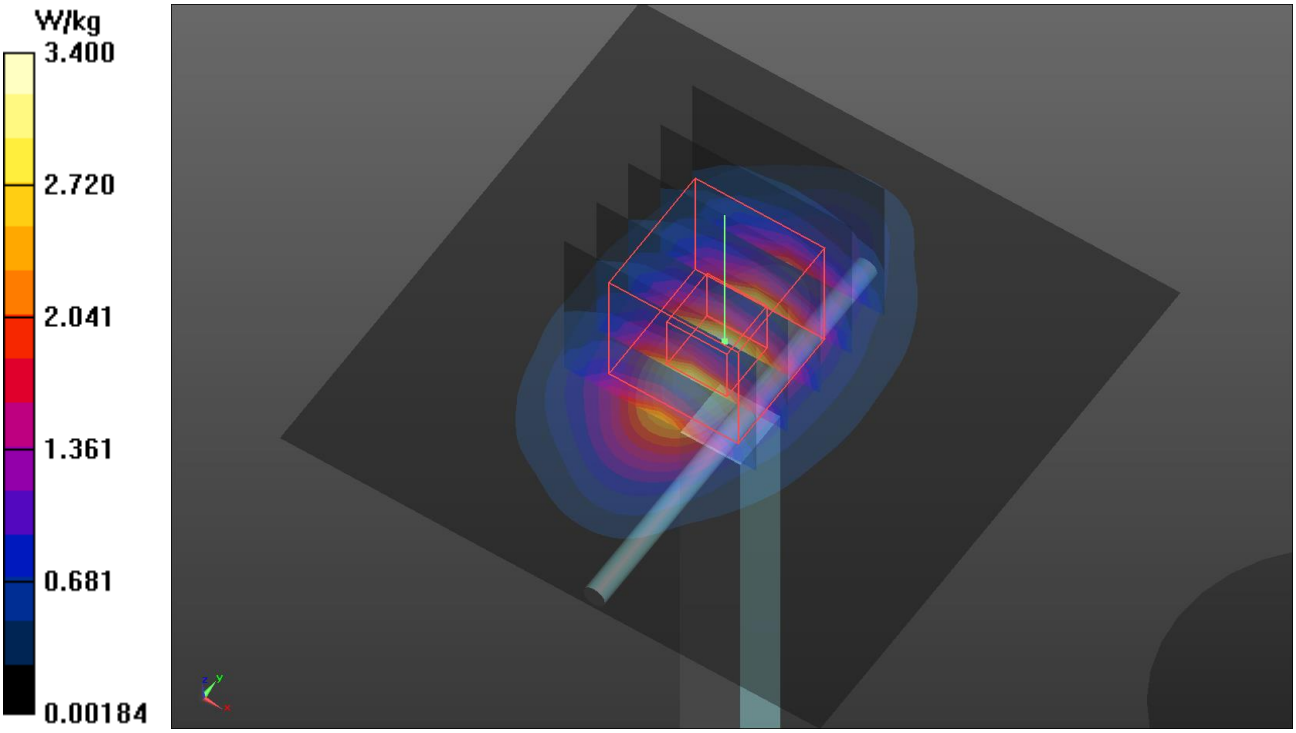

Plots of System Verification

Test Laboratory: Bureau Veritas ADT SAR/HAC Testing Lab Date: 2023/03/21

S10 System Check_H835_230321

DUT: Dipole 835 MHz; Type: D835V2; SN: 4d121

Communication System: UID 0, CW; Frequency: 835 MHz;Duty Cycle: 1:1
Medium: H06T27N6_0321 Medium parameters used: f = 835 MHz; σ = 0.942 S/m; ε_r = 42.554; ρ = 1000 kg/m^3
Ambient Temperature：22.7 ℃ ； Liquid Temperature：21.4 ℃

DASY5 Configuration:
- Probe: EX3DV4 - SN7797; ConvF(8.87, 8.87, 8.87) @ 835 MHz; Calibrated: 2022/12/12
- Sensor-Surface: 1.4mm (Mechanical Surface Detection)
- Electronics: DAE4 Sn1590; Calibrated: 2022/09/22
- Phantom: SAM Phantom_1982; Type: QD 000 P41 Ax;
- Measurement SW: DASY52, Version 52.10 (4); SEMCAD X Version 14.6.14 (7501)

Pin=50mW/Area Scan (61x61x1): Interpolated grid: dx=1.500 mm, dy=1.500 mm
Maximum value of SAR (interpolated) = 0.686 W/kg

Pin=50mW/Zoom Scan (5x5x7)/Cube 0: Measurement grid: dx=8mm, dy=8mm, dz=5mm
Reference Value = 27.84 V/m; Power Drift = -0.01 dB
Peak SAR (extrapolated) = 0.786 W/kg
SAR(1 g) = 0.501 W/kg; SAR(10 g) = 0.324 W/kg (SAR corrected for target medium)
Maximum value of SAR (measured) = 0.694 W/kg

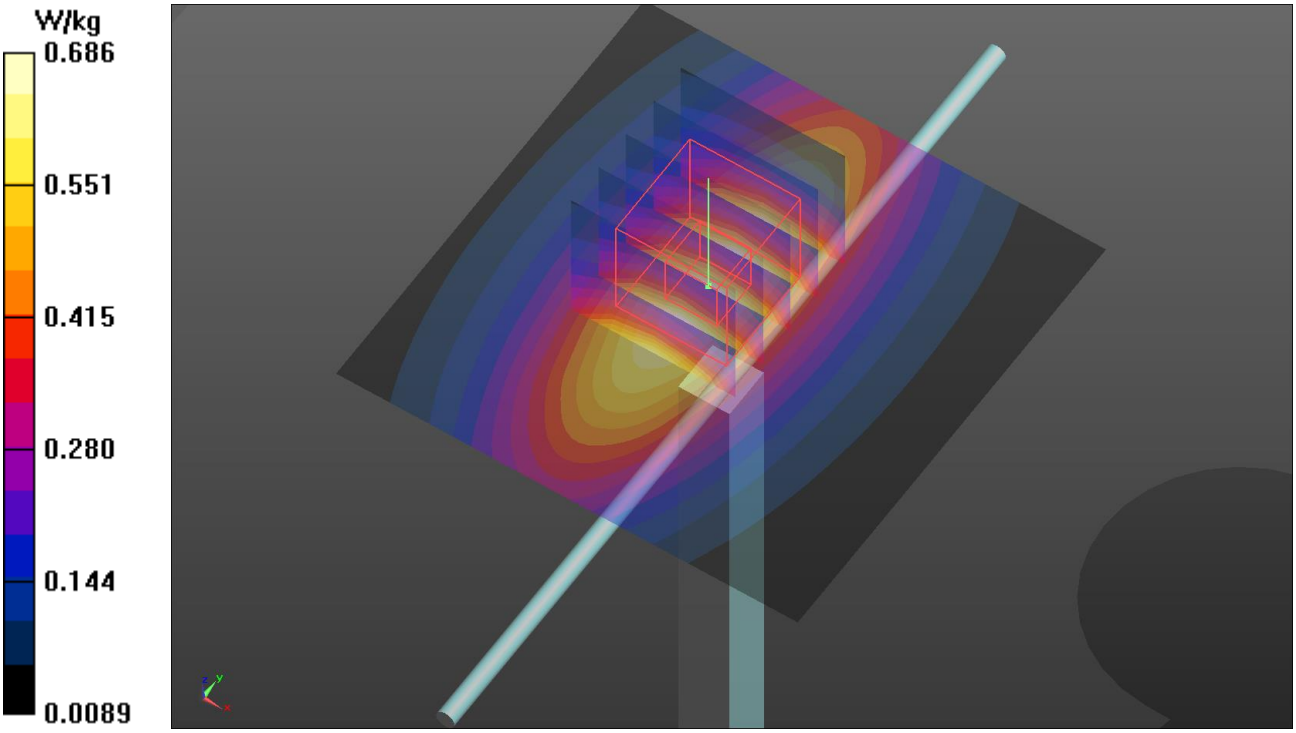

Plots of System Verification

Test Laboratory: Bureau Veritas ADT SAR/HAC Testing Lab Date: 2023/03/21

S11 System Check_H2600_230321

DUT: Dipole 2600 MHz; Type: D2600V2; SN: 1020

Communication System: UID 0, CW; Frequency: 2600 MHz;Duty Cycle: 1:1
Medium: H06T27N6_0321 Medium parameters used: f = 2600 MHz; σ = 1.945 S/m; ε_r = 39.505; ρ = 1000 kg/m^3
Ambient Temperature：22.7 ℃ ； Liquid Temperature：21.4 ℃

DASY5 Configuration:
- Probe: EX3DV4 - SN7797; ConvF(7.32, 7.32, 7.32) @ 2600 MHz; Calibrated: 2022/12/12
- Sensor-Surface: 1.4mm (Mechanical Surface Detection)
- Electronics: DAE4 Sn1590; Calibrated: 2022/09/22
- Phantom: SAM Phantom_1982; Type: QD 000 P41 Ax;
- Measurement SW: DASY52, Version 52.10 (4); SEMCAD X Version 14.6.14 (7501)

Pin=50mW/Area Scan (81x81x1): Interpolated grid: dx=1.200 mm, dy=1.200 mm
Maximum value of SAR (interpolated) = 4.87 W/kg

Pin=50mW/Zoom Scan (7x7x7)/Cube 0: Measurement grid: dx=5mm, dy=5mm, dz=5mm
Reference Value = 48.26 V/m; Power Drift = 0.02 dB
Peak SAR (extrapolated) = 6.33 W/kg
SAR(1 g) = 2.83 W/kg; SAR(10 g) = 1.25 W/kg (SAR corrected for target medium)
Maximum value of SAR (measured) = 4.90 W/kg

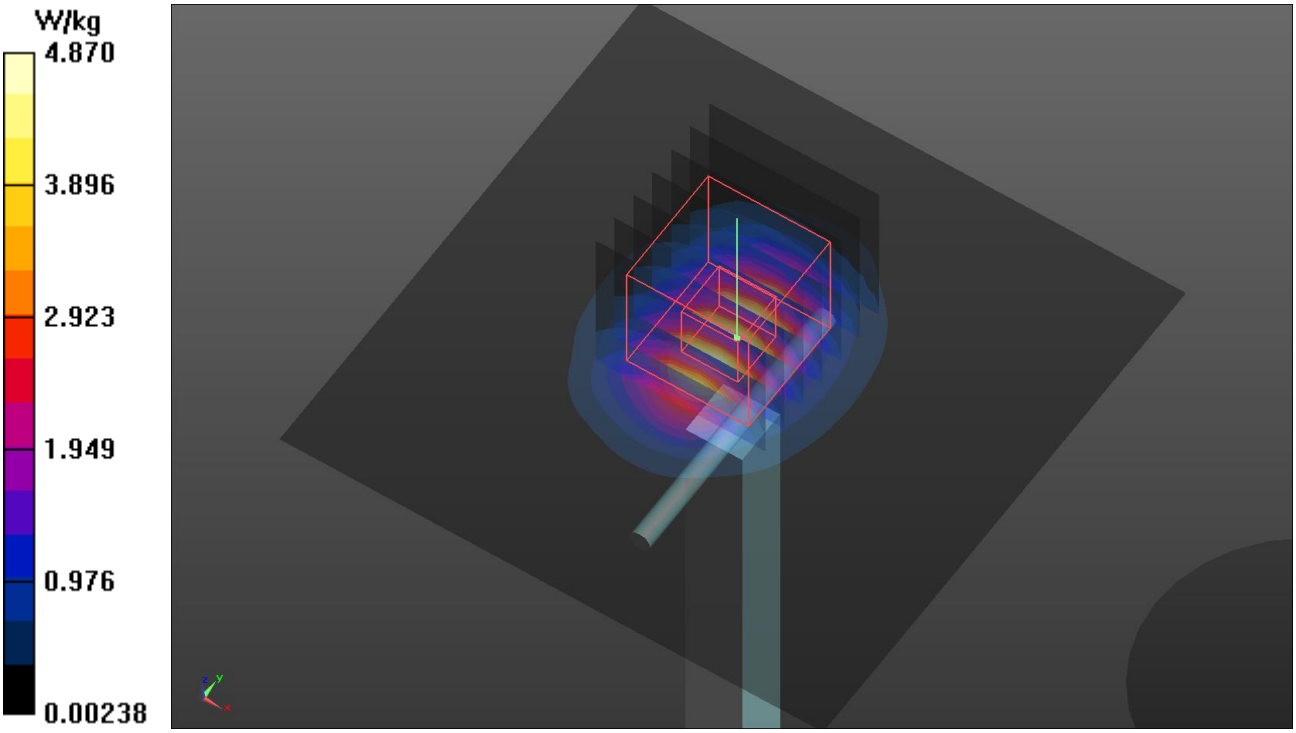

Plots of System Verification

Test Laboratory: Bureau Veritas ADT SAR/HAC Testing Lab Date: 2023/03/17

S12 System Check_H1750_230317

DUT: Dipole 1750 MHz; Type: D1750V2; SN: 1055

Communication System: UID 0, CW; Frequency: 1750 MHz;Duty Cycle: 1:1
Medium: H06T27N6_0317 Medium parameters used: f = 1750 MHz; σ = 1.395 S/m; ε_r = 40.318; ρ = 1000 kg/m^3
Ambient Temperature：22.4 ℃ ； Liquid Temperature：22.3 ℃

DASY5 Configuration:
- Probe: EX3DV4 - SN7797; ConvF(8.03, 8.03, 8.03) @ 1750 MHz; Calibrated: 2022/12/12
- Sensor-Surface: 1.4mm (Mechanical Surface Detection)
- Electronics: DAE4 Sn1590; Calibrated: 2022/09/22
- Phantom: SAM Phantom_1982; Type: QD 000 P41 Ax;
- Measurement SW: DASY52, Version 52.10 (4); SEMCAD X Version 14.6.14 (7501)

Pin=50mW/Area Scan (61x61x1): Interpolated grid: dx=1.500 mm, dy=1.500 mm
Maximum value of SAR (interpolated) = 2.92 W/kg

Pin=50mW/Zoom Scan (5x5x7)/Cube 0: Measurement grid: dx=8mm, dy=8mm, dz=5mm
Reference Value = 45.73 V/m; Power Drift = 0.00 dB
Peak SAR (extrapolated) = 3.49 W/kg
SAR(1 g) = 1.83 W/kg; SAR(10 g) = 0.961 W/kg (SAR corrected for target medium)
Maximum value of SAR (measured) = 2.90 W/kg

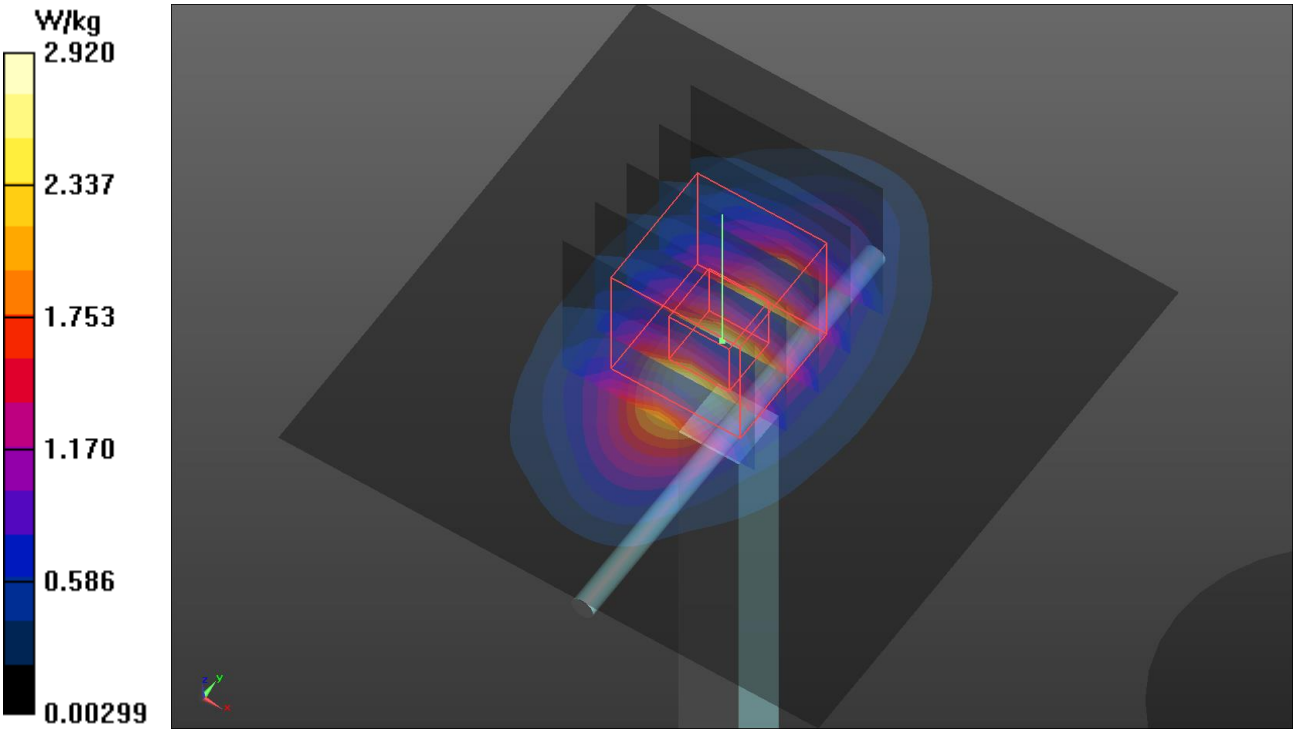

Plots of System Verification

Test Laboratory: Bureau Veritas ADT SAR/HAC Testing Lab Date: 2023/03/20

S13 System Check_H750_230320

DUT: Dipole 750 MHz; Type: D750V3; SN: 1013

Communication System: UID 0, CW; Frequency: 750 MHz;Duty Cycle: 1:1
Medium: H06T27N6_0320 Medium parameters used: f = 750 MHz; σ = 0.938 S/m; ε_r = 42.102; ρ = 1000 kg/m^3
Ambient Temperature：22.6 ℃ ； Liquid Temperature：21.3 ℃

DASY5 Configuration:
- Probe: EX3DV4 - SN7797; ConvF(9.09, 9.09, 9.09) @ 750 MHz; Calibrated: 2022/12/12
- Sensor-Surface: 1.4mm (Mechanical Surface Detection)
- Electronics: DAE4 Sn1590; Calibrated: 2022/09/22
- Phantom: SAM Phantom_1982; Type: QD 000 P41 Ax;
- Measurement SW: DASY52, Version 52.10 (4); SEMCAD X Version 14.6.14 (7501)

Pin=50mW/Area Scan (61x81x1): Interpolated grid: dx=1.500 mm, dy=1.500 mm
Maximum value of SAR (interpolated) = 0.588 W/kg

Pin=50mW/Zoom Scan (5x5x7)/Cube 0: Measurement grid: dx=8mm, dy=8mm, dz=5mm
Reference Value = 25.98 V/m; Power Drift = 0.00 dB
Peak SAR (extrapolated) = 0.670 W/kg
SAR(1 g) = 0.419 W/kg; SAR(10 g) = 0.274 W/kg (SAR corrected for target medium)
Maximum value of SAR (measured) = 0.590 W/kg

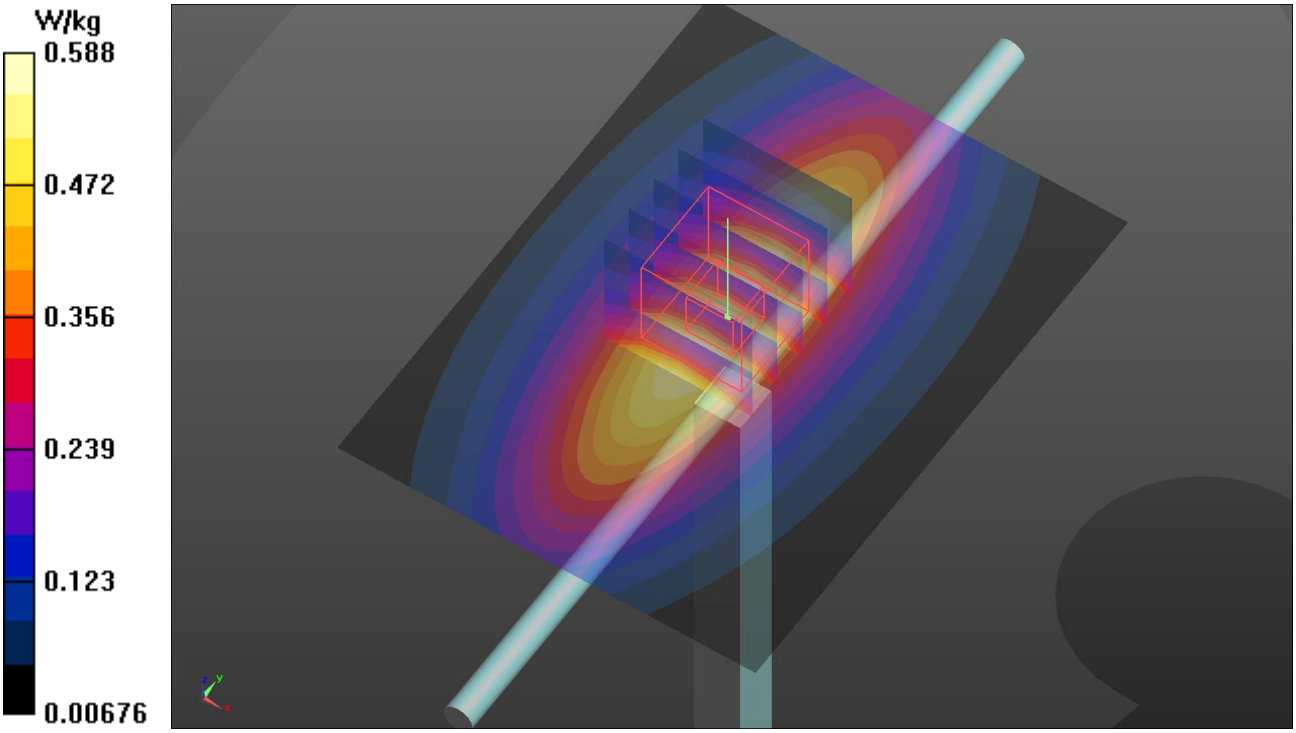

Test Laboratory: Bureau Veritas ADT SAR/HAC Testing Lab Date: 2023/03/28

S14 System Check_H2450_230328

DUT: Dipole 2450 MHz; Type: D2450V2; SN: 737

Communication System: UID 0, CW; Frequency: 2450 MHz;Duty Cycle: 1:1
Medium: H06T27N3_0328 Medium parameters used: f = 2450 MHz; σ = 1.783 S/m; ε_r = 38.09; ρ = 1000 kg/m^3
Ambient Temperature：22.1 ℃ ； Liquid Temperature：21.8 ℃

DASY5 Configuration:
- Probe: EX3DV4 - SN7472; ConvF(7.89, 7.89, 7.89) @ 2450 MHz; Calibrated: 2022/05/27
- Sensor-Surface: 1.4mm (Mechanical Surface Detection)
- Electronics: DAE4 Sn1698; Calibrated: 2022/11/17
- Phantom: Twin SAM Phantom_1823; Type: QD000P40;
- Measurement SW: DASY52, Version 52.10 (4); SEMCAD X Version 14.6.14 (7501)

Pin=50mW/Area Scan (81x81x1): Interpolated grid: dx=1.200 mm, dy=1.200 mm
Maximum value of SAR (interpolated) = 3.96 W/kg

Pin=50mW/Zoom Scan (7x7x7)/Cube 0: Measurement grid: dx=5mm, dy=5mm, dz=5mm
Reference Value = 48.29 V/m; Power Drift = -0.05 dB
Peak SAR (extrapolated) = 5.04 W/kg
SAR(1 g) = 2.33 W/kg; SAR(10 g) = 1.07 W/kg (SAR corrected for target medium)
Maximum value of SAR (measured) = 4.01 W/kg

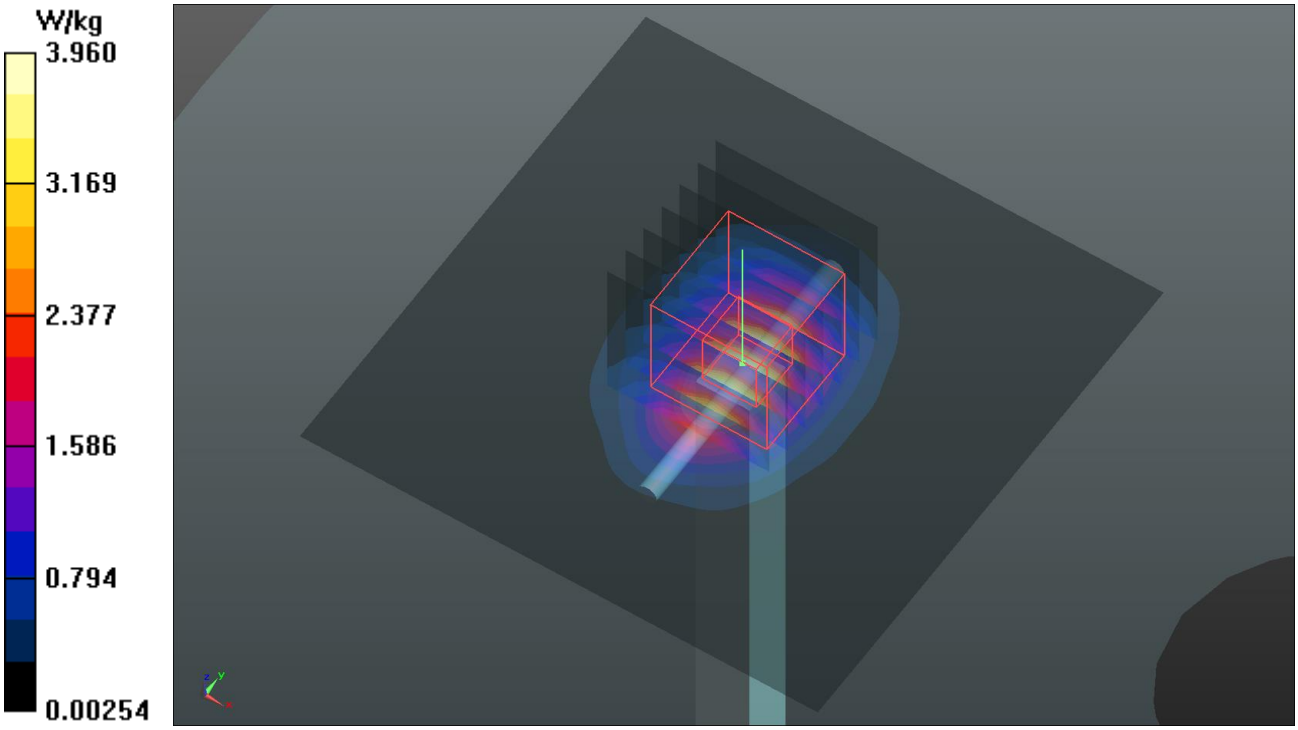

Test Laboratory: Bureau Veritas ADT SAR/HAC Testing Lab Date: 2023/03/28

S15 System Check_H5250_230328

DUT: Dipole 5 GHz; Type: D5GHzV2; SN: 1019

Communication System: UID 0, CW; Frequency: 5250 MHz;Duty Cycle: 1:1
Medium: H51T72N3_0328 Medium parameters used: f = 5250 MHz; σ = 4.518 S/m; ε_r = 35.725; ρ = 1000 kg/m^3
Ambient Temperature：22.1 ℃ ； Liquid Temperature：21.8 ℃

DASY5 Configuration:
- Probe: EX3DV4 - SN7472; ConvF(5.89, 5.89, 5.89) @ 5250 MHz; Calibrated: 2022/05/27
- Sensor-Surface: 1.4mm (Mechanical Surface Detection)
- Electronics: DAE4 Sn1698; Calibrated: 2022/11/17
- Phantom: Twin SAM Phantom_1823; Type: QD000P40;
- Measurement SW: DASY52, Version 52.10 (4); SEMCAD X Version 14.6.14 (7501)

Pin=50mW/Area Scan (91x91x1): Interpolated grid: dx=1.000 mm, dy=1.000 mm
Maximum value of SAR (interpolated) = 9.99 W/kg

Pin=50mW/Zoom Scan (7x7x7)/Cube 0: Measurement grid: dx=4mm, dy=4mm, dz=1.4mm
Reference Value = 52.92 V/m; Power Drift = -0.01 dB
Peak SAR (extrapolated) = 16.8 W/kg
SAR(1 g) = 4.16 W/kg; SAR(10 g) = 1.19 W/kg (SAR corrected for target medium)
Maximum value of SAR (measured) = 10.5 W/kg

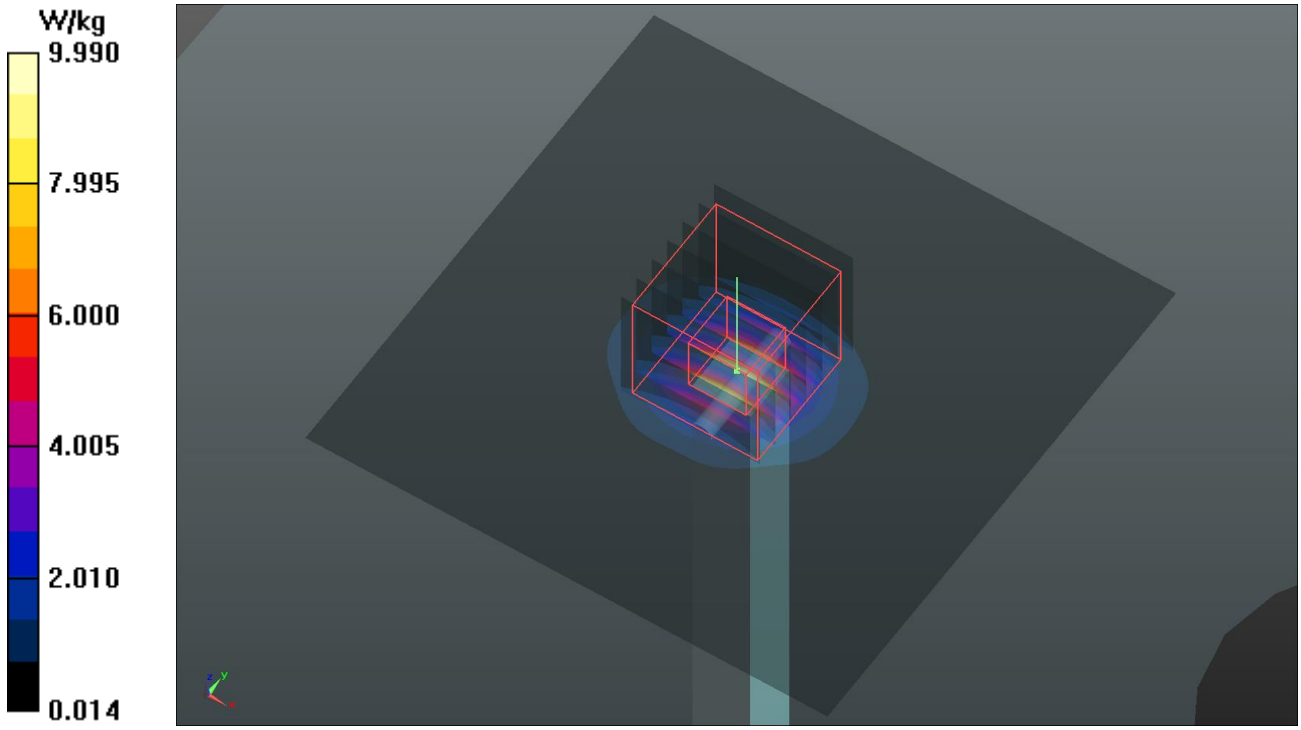

Plots of System Verification

Test Laboratory: Bureau Veritas ADT SAR/HAC Testing Lab Date: 2023/03/28

S16 System Check_H5600_230328

DUT: Dipole 5 GHz; Type: D5GHzV2; SN: 1019

Communication System: UID 0, CW (0); Frequency: 5600 MHz;Duty Cycle: 1:1
Medium: H51T72N3_0328 Medium parameters used: f = 5600 MHz; σ = 4.899 S/m; ε_r = 35.149; ρ = 1000 kg/m^3
Ambient Temperature：22.1 ℃ ； Liquid Temperature：21.8 ℃

DASY5 Configuration:
- Probe: EX3DV4 - SN7472; ConvF(5.04, 5.04, 5.04) @ 5600 MHz; Calibrated: 2022/05/27
- Sensor-Surface: 1.4mm (Mechanical Surface Detection)
- Electronics: DAE4 Sn1698; Calibrated: 2022/11/17
- Phantom: Twin SAM Phantom_1823; Type: QD000P40;
- Measurement SW: DASY52, Version 52.10 (4); SEMCAD X Version 14.6.14 (7501)

Pin=50mW/Area Scan (91x91x1): Interpolated grid: dx=1.000 mm, dy=1.000 mm
Maximum value of SAR (interpolated) = 10.1 W/kg

Pin=50mW/Zoom Scan (7x7x7)/Cube 0: Measurement grid: dx=4mm, dy=4mm, dz=1.4mm
Reference Value = 50.59 V/m; Power Drift = -0.02 dB
Peak SAR (extrapolated) = 17.9 W/kg
SAR(1 g) = 4.01 W/kg; SAR(10 g) = 1.13 W/kg (SAR corrected for target medium)
Maximum value of SAR (measured) = 10.6 W/kg

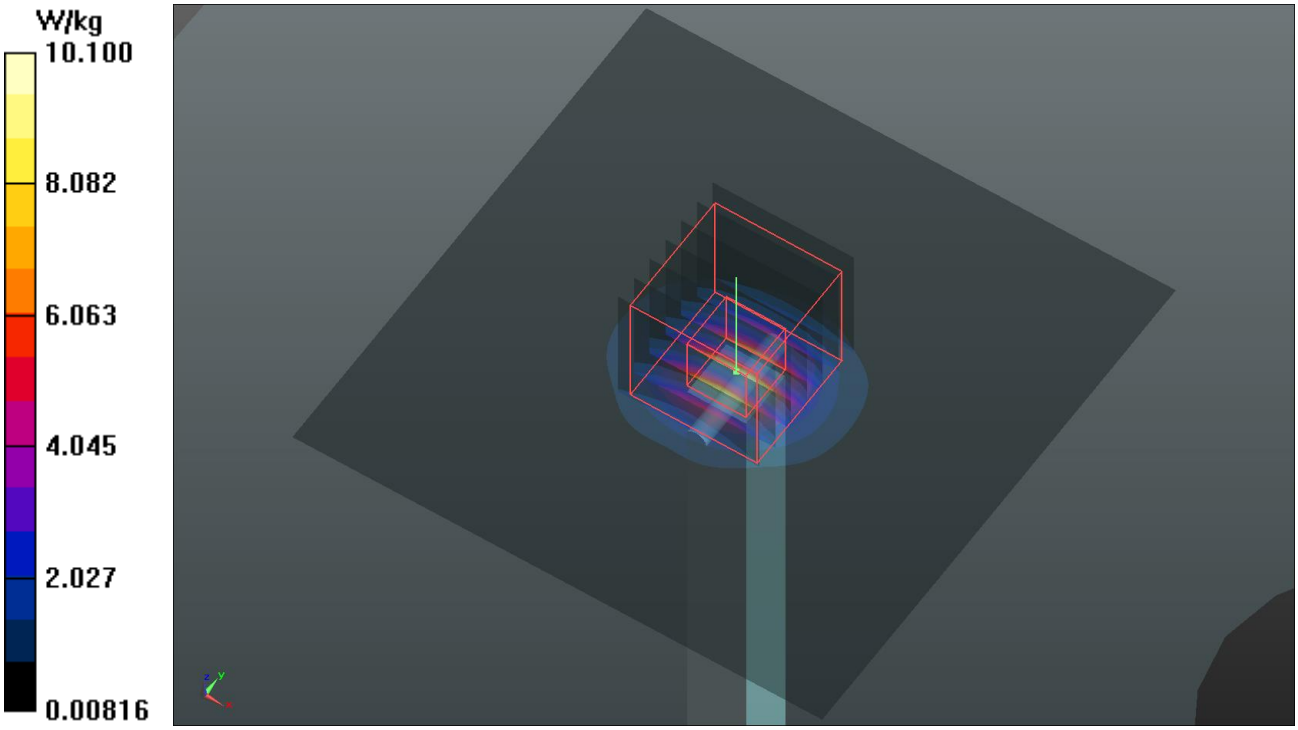

Plots of System Verification

Test Laboratory: Bureau Veritas ADT SAR/HAC Testing Lab Date: 2023/03/28

S17 System Check_H5800_230328

DUT: Dipole 5 GHz; Type: D5GHzV2; SN: 1019

Communication System: UID 0, CW; Frequency: 5800 MHz;Duty Cycle: 1:1
Medium: H51T72N3_0328 Medium parameters used: f = 5800 MHz; σ = 5.13 S/m; ε_r = 34.791; ρ = 1000 kg/m^3
Ambient Temperature：22.1 ℃ ； Liquid Temperature：21.8 ℃

DASY5 Configuration:
- Probe: EX3DV4 - SN7472; ConvF(5.28, 5.28, 5.28) @ 5800 MHz; Calibrated: 2022/05/27
- Sensor-Surface: 1.4mm (Mechanical Surface Detection)
- Electronics: DAE4 Sn1698; Calibrated: 2022/11/17
- Phantom: Twin SAM Phantom_1823; Type: QD000P40;
- Measurement SW: DASY52, Version 52.10 (4); SEMCAD X Version 14.6.14 (7501)

Pin=50mW/Area Scan (91x91x1): Interpolated grid: dx=1.000 mm, dy=1.000 mm
Maximum value of SAR (interpolated) = 9.76 W/kg

Pin=50mW/Zoom Scan (7x7x7)/Cube 0: Measurement grid: dx=4mm, dy=4mm, dz=1.4mm
Reference Value = 48.67 V/m; Power Drift = -0.03 dB
Peak SAR (extrapolated) = 17.8 W/kg
SAR(1 g) = 3.9 W/kg; SAR(10 g) = 1.1 W/kg (SAR corrected for target medium)
Maximum value of SAR (measured) = 10.4 W/kg

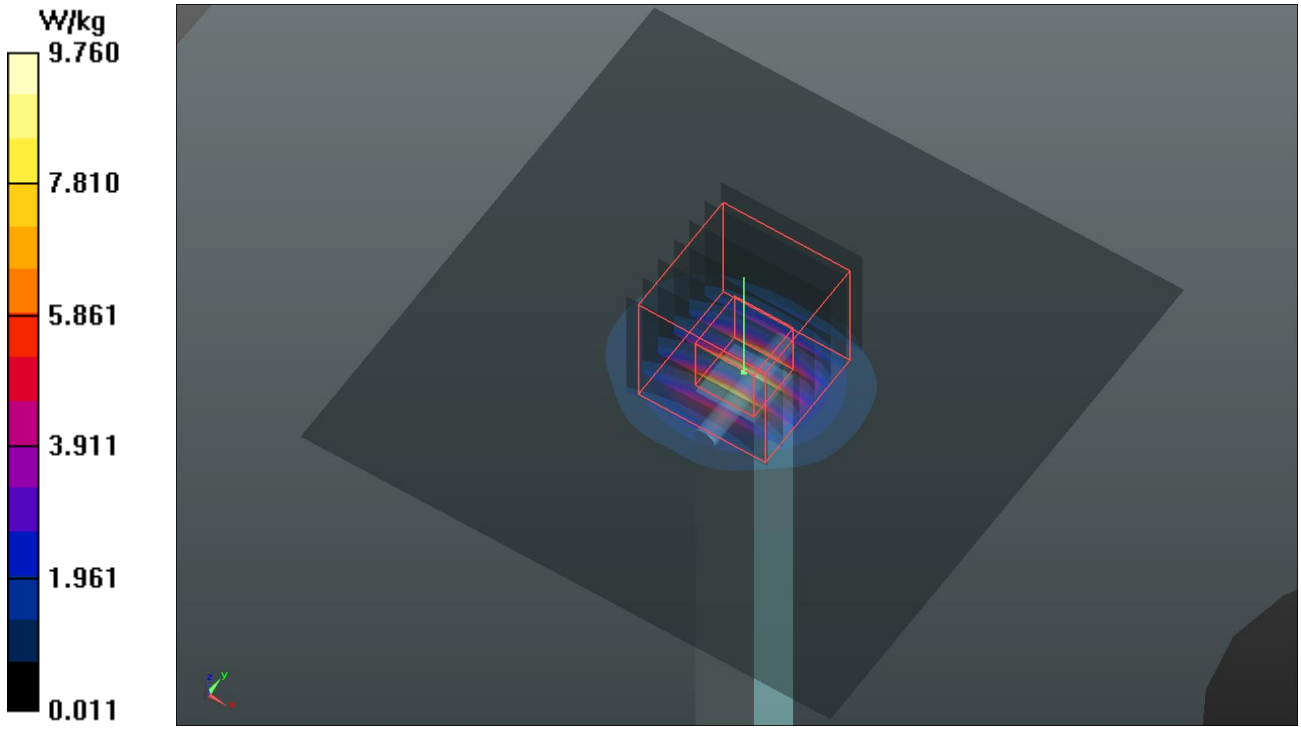

Plots of System Verification

Test Laboratory: Bureau Veritas ADT SAR/HAC Testing Lab Date: 2023/03/28

S18 System Check_H2450_230328

DUT: Dipole 2450 MHz; Type: D2450V2; SN: 737

Communication System: UID 0, CW; Frequency: 2450 MHz;Duty Cycle: 1:1
Medium: H06T27N3_0328 Medium parameters used: f = 2450 MHz; σ = 1.783 S/m; ε_r = 38.09; ρ = 1000 kg/m^3
Ambient Temperature：22.1 ℃ ； Liquid Temperature：21.8 ℃

DASY5 Configuration:
- Probe: EX3DV4 - SN7472; ConvF(7.89, 7.89, 7.89) @ 2450 MHz; Calibrated: 2022/05/27
- Sensor-Surface: 1.4mm (Mechanical Surface Detection)
- Electronics: DAE4 Sn1698; Calibrated: 2022/11/17
- Phantom: Twin SAM Phantom_1823; Type: QD000P40;
- Measurement SW: DASY52, Version 52.10 (4); SEMCAD X Version 14.6.14 (7501)

Pin=50mW/Area Scan (81x81x1): Interpolated grid: dx=1.200 mm, dy=1.200 mm
Maximum value of SAR (interpolated) = 3.96 W/kg

Pin=50mW/Zoom Scan (7x7x7)/Cube 0: Measurement grid: dx=5mm, dy=5mm, dz=5mm
Reference Value = 48.29 V/m; Power Drift = -0.05 dB
Peak SAR (extrapolated) = 5.04 W/kg
SAR(1 g) = 2.33 W/kg; SAR(10 g) = 1.07 W/kg (SAR corrected for target medium)
Maximum value of SAR (measured) = 4.01 W/kg

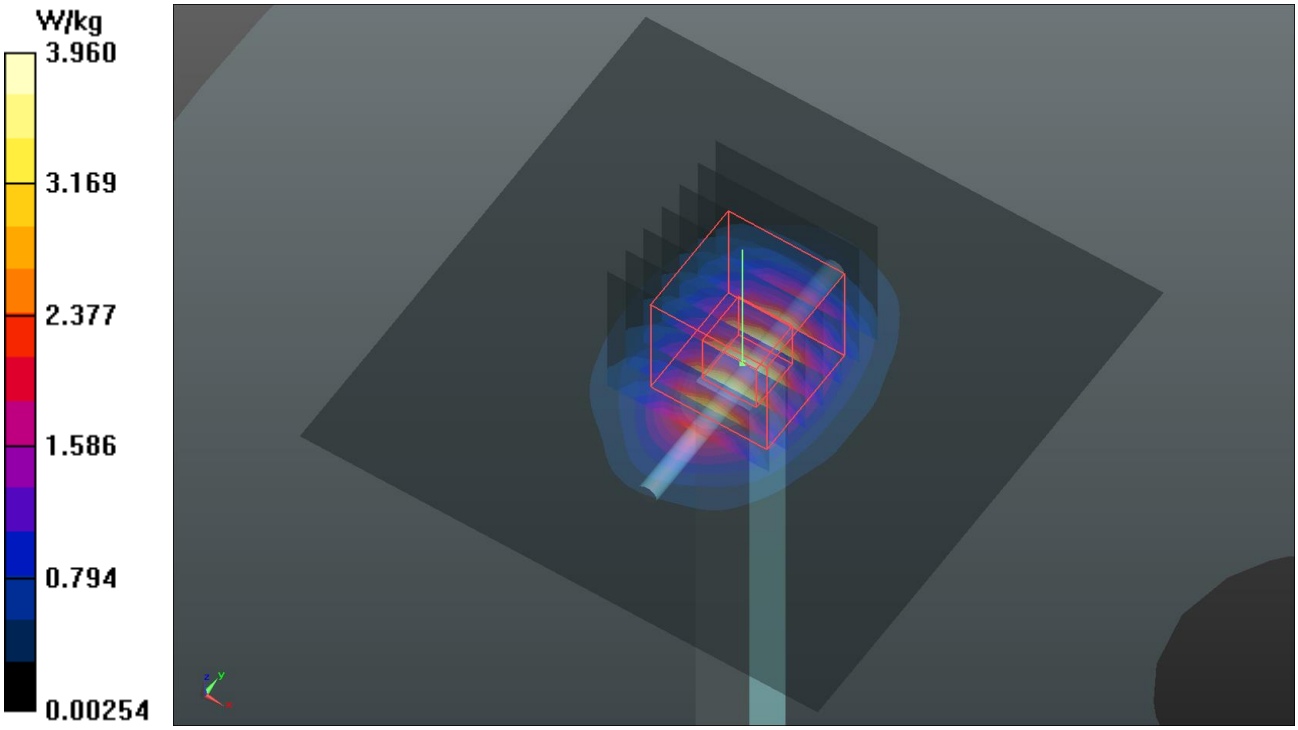

Appendix B. Plots of Measurement

The SAR plots for highest measured SAR in each exposure configuration, wireless mode and frequency band combination are shown as follows.

Plots of Measurement

Test Laboratory: Bureau Veritas ADT SAR/HAC Testing Lab Date: 2023/03/17

P01 LTE 2_QPSK20M_Right Side_0mm_Ch19100_1RB_OS0

DUT: BCUG-WTW-P23030371

Communication System: UID 10169 - CAE, LTE-FDD (SC-FDMA, 1 RB, 20 MHz, QPSK); Frequency: 1900 MHz;Duty Cycle: 1:3.74
Medium: H06T27N6_0317 Medium parameters used: f = 1900 MHz; σ = 1.483 S/m; ε_r = 40.099; ρ = 1000 kg/m^3
Ambient Temperature：22.4 ℃ ； Liquid Temperature：22.3 ℃

DASY5 Configuration:
- Probe: EX3DV4 - SN7797; ConvF(7.65, 7.65, 7.65) @ 1900 MHz; Calibrated: 2022/12/12
- Sensor-Surface: 1.4mm (Mechanical Surface Detection)
- Electronics: DAE4 Sn1590; Calibrated: 2022/09/22
- Phantom: SAM Phantom_1982; Type: QD 000 P41 Ax;
- Measurement SW: DASY52, Version 52.10 (4); SEMCAD X Version 14.6.14 (7501)

Area Scan (61x151x1): Interpolated grid: dx=1.500 mm, dy=1.500 mm
Maximum value of SAR (interpolated) = 1.47 W/kg

Zoom Scan (5x5x7)/Cube 0: Measurement grid: dx=8mm, dy=8mm, dz=5mm
Reference Value = 30.05 V/m; Power Drift = -0.16 dB
Peak SAR (extrapolated) = 1.64 W/kg
SAR(1 g) = 0.872 W/kg; SAR(10 g) = 0.503 W/kg (SAR corrected for target medium)
Smallest distance from peaks to all points 3 dB below = 9.1 mm
Ratio of SAR at M2 to SAR at M1 = 55.5%
Maximum value of SAR (measured) = 1.39 W/kg



Plots of Measurement

Test Laboratory: Bureau Veritas ADT SAR/HAC Testing Lab Date: 2023/03/17

P02 LTE 4_QPSK20M_Right Side_0mm_Ch20050_1RB_OS0

DUT: BCUG-WTW-P23030371

Communication System: UID 10169 - CAE, LTE-FDD (SC-FDMA, 1 RB, 20 MHz, QPSK); Frequency: 1720 MHz;Duty Cycle: 1:3.74
Medium: H06T27N6_0317 Medium parameters used: f = 1720 MHz; σ = 1.378 S/m; ε_r = 40.368; ρ = 1000 kg/m^3
Ambient Temperature：22.4 ℃ ； Liquid Temperature：22.3 ℃

DASY5 Configuration:
- Probe: EX3DV4 - SN7797; ConvF(8.03, 8.03, 8.03) @ 1720 MHz; Calibrated: 2022/12/12
- Sensor-Surface: 1.4mm (Mechanical Surface Detection)
- Electronics: DAE4 Sn1590; Calibrated: 2022/09/22
- Phantom: SAM Phantom_1982; Type: QD 000 P41 Ax;
- Measurement SW: DASY52, Version 52.10 (4); SEMCAD X Version 14.6.14 (7501)

Area Scan (61x151x1): Interpolated grid: dx=1.500 mm, dy=1.500 mm
Maximum value of SAR (interpolated) = 1.49 W/kg

Zoom Scan (5x5x7)/Cube 0: Measurement grid: dx=8mm, dy=8mm, dz=5mm
Reference Value = 33.09 V/m; Power Drift = 0.10 dB
Peak SAR (extrapolated) = 1.78 W/kg
SAR(1 g) = 1.04 W/kg; SAR(10 g) = 0.591 W/kg (SAR corrected for target medium)
Smallest distance from peaks to all points 3 dB below = 12.2 mm
Ratio of SAR at M2 to SAR at M1 = 60.1%
Maximum value of SAR (measured) = 1.53 W/kg

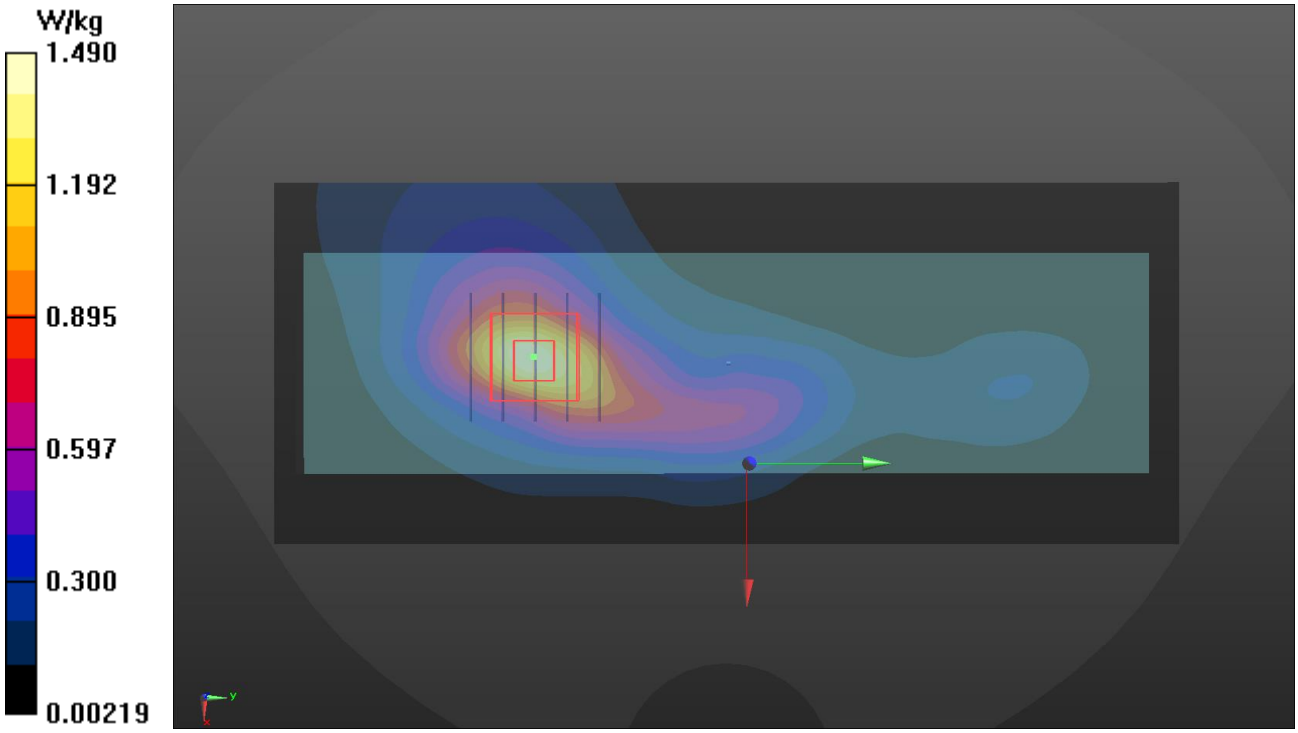

Plots of Measurement

Test Laboratory: Bureau Veritas ADT SAR/HAC Testing Lab Date: 2023/03/21

P03 LTE 5_QPSK10M_Right Side_0mm_Ch20600_1RB_OS0

DUT: BCUG-WTW-P23030371

Communication System: UID 10175 - CAG, LTE-FDD (SC-FDMA, 1 RB, 10 MHz, QPSK); Frequency: 844 MHz;Duty Cycle: 1:3.74
Medium: H06T27N6_0321 Medium parameters used: f = 844 MHz; σ = 0.945 S/m; ε_r = 42.52; ρ = 1000 kg/m^3
Ambient Temperature：22.7 ℃ ； Liquid Temperature：21.4 ℃

DASY5 Configuration:
- Probe: EX3DV4 - SN7797; ConvF(8.87, 8.87, 8.87) @ 844 MHz; Calibrated: 2022/12/12
- Sensor-Surface: 1.4mm (Mechanical Surface Detection)
- Electronics: DAE4 Sn1590; Calibrated: 2022/09/22
- Phantom: SAM Phantom_1982; Type: QD 000 P41 Ax;
- Measurement SW: DASY52, Version 52.10 (4); SEMCAD X Version 14.6.14 (7501)

Area Scan (61x151x1): Interpolated grid: dx=1.500 mm, dy=1.500 mm
Maximum value of SAR (interpolated) = 1.67 W/kg

Zoom Scan (5x5x7)/Cube 0: Measurement grid: dx=8mm, dy=8mm, dz=5mm
Reference Value = 40.95 V/m; Power Drift = -0.02 dB
Peak SAR (extrapolated) = 1.82 W/kg
SAR(1 g) = 1.07 W/kg; SAR(10 g) = 0.676 W/kg (SAR corrected for target medium)
Smallest distance from peaks to all points 3 dB below = 12.9 mm
Ratio of SAR at M2 to SAR at M1 = 61.2%
Maximum value of SAR (measured) = 1.51 W/kg

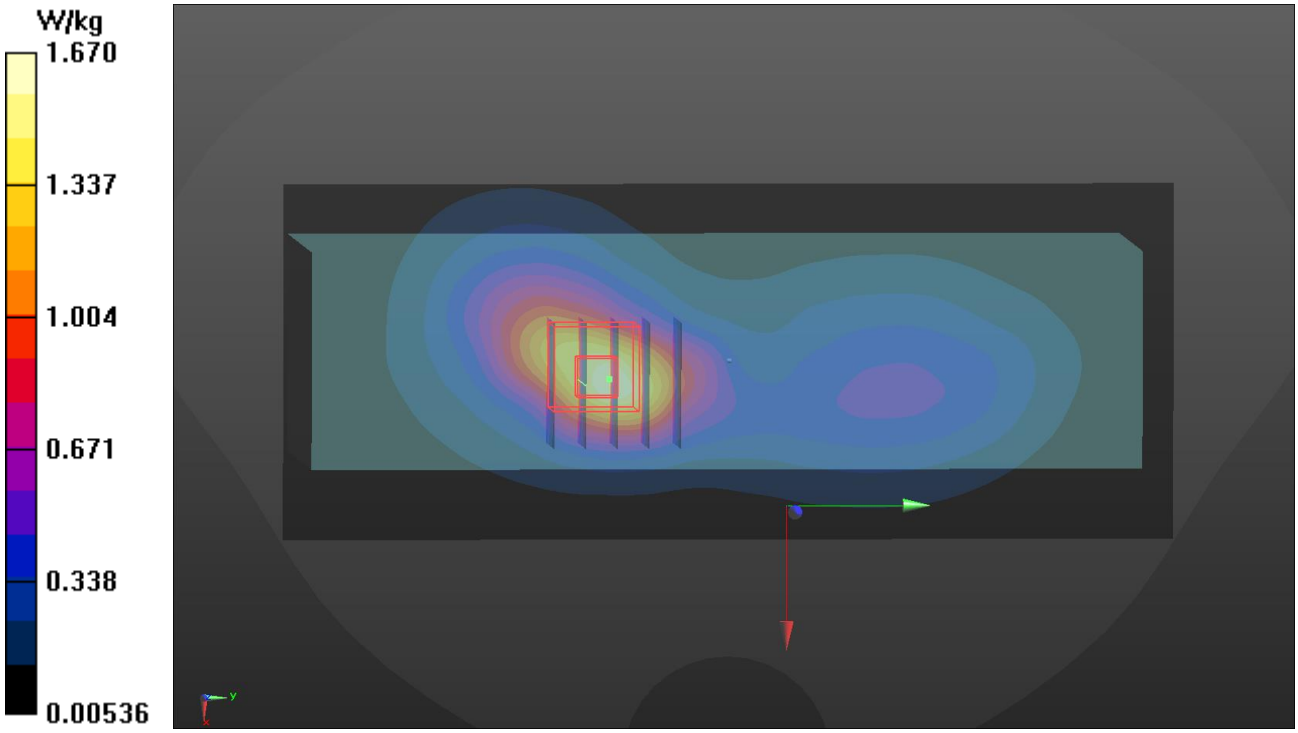

Plots of Measurement

Test Laboratory: Bureau Veritas ADT SAR/HAC Testing Lab Date: 2023/03/31

P04 LTE 7_QPSK20M_Rear Face_0mm_Ch21350_1RB_OS0

DUT: BCUG-WTW-P23030371

Communication System: UID 10169 - CAE, LTE-FDD (SC-FDMA, 1 RB, 20 MHz, QPSK); Frequency: 2560 MHz;Duty Cycle: 1:3.74
Medium: H06T27N3_0331 Medium parameters used: f = 2560 MHz; σ = 1.871 S/m; ε_r = 38.715; ρ = 1000 kg/m^3
Ambient Temperature：22.1 ℃ ； Liquid Temperature：21.8 ℃

DASY5 Configuration:
- Probe: EX3DV4 - SN7472; ConvF(7.59, 7.59, 7.59) @ 2560 MHz; Calibrated: 2022/05/27
- Sensor-Surface: 1.4mm (Mechanical Surface Detection)
- Electronics: DAE4 Sn1698; Calibrated: 2022/11/17
- Phantom: Twin SAM Phantom_1823; Type: QD000P40;
- Measurement SW: DASY52, Version 52.10 (4); SEMCAD X Version 14.6.14 (7501)

Area Scan (81x181x1): Interpolated grid: dx=1.200 mm, dy=1.200 mm
Maximum value of SAR (interpolated) = 5.08 W/kg

Zoom Scan (7x7x7)/Cube 0: Measurement grid: dx=5mm, dy=5mm, dz=5mm
Reference Value = 51.50 V/m; Power Drift = 0.06 dB
Peak SAR (extrapolated) = 5.96 W/kg
SAR(1 g) = 3.15 W/kg; SAR(10 g) = 1.59 W/kg (SAR corrected for target medium)
Smallest distance from peaks to all points 3 dB below = 12.5 mm
Ratio of SAR at M2 to SAR at M1 = 52.4%
Maximum value of SAR (measured) = 4.90 W/kg

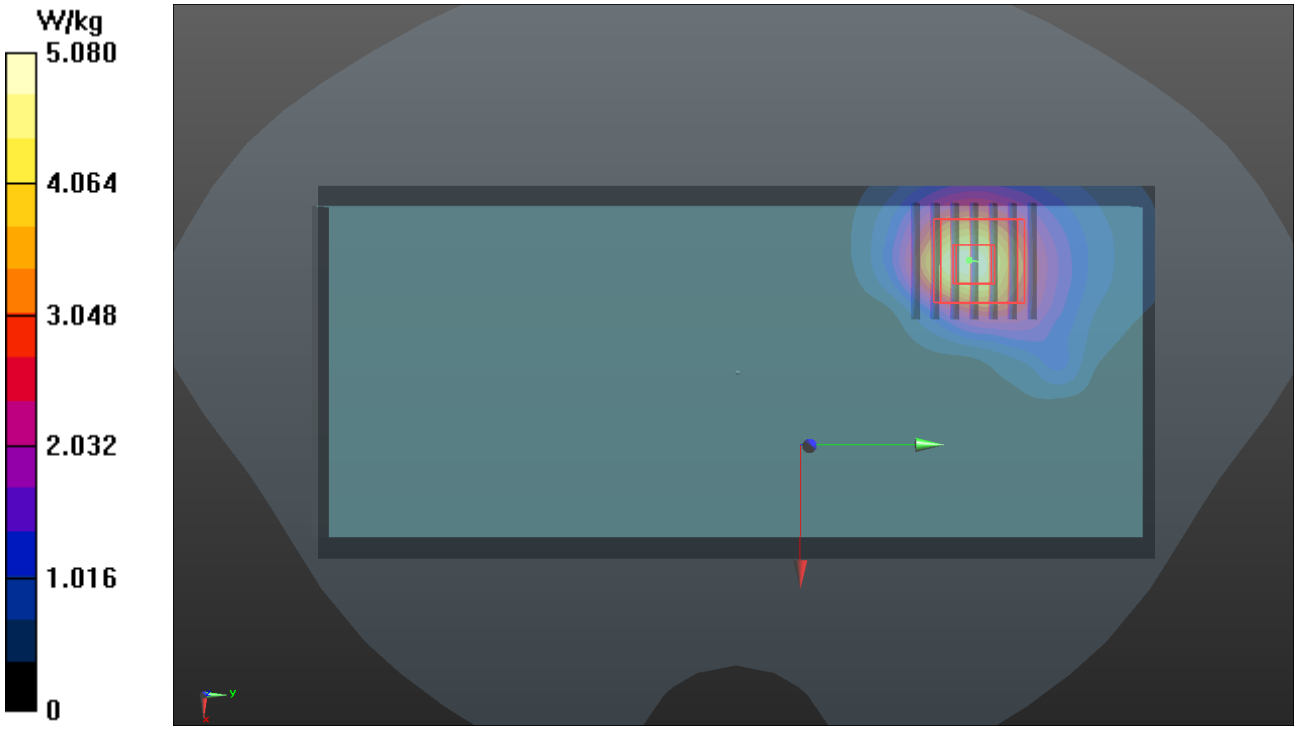

Plots of Measurement

Test Laboratory: Bureau Veritas ADT SAR/HAC Testing Lab Date: 2023/03/20

P05 LTE 12_QPSK10M_Right Side_0mm_Ch23130_1RB_OS0

DUT: BCUG-WTW-P23030371

Communication System: UID 10175 - CAG, LTE-FDD (SC-FDMA, 1 RB, 10 MHz, QPSK); Frequency: 711 MHz;Duty Cycle: 1:3.74
Medium: H06T27N6_0320 Medium parameters used: f = 711 MHz; σ = 0.925 S/m; ε_r = 42.179; ρ = 1000 kg/m^3
Ambient Temperature：22.6 ℃ ； Liquid Temperature：21.3 ℃

DASY5 Configuration:
- Probe: EX3DV4 - SN7797; ConvF(9.09, 9.09, 9.09) @ 711 MHz; Calibrated: 2022/12/12
- Sensor-Surface: 1.4mm (Mechanical Surface Detection)
- Electronics: DAE4 Sn1590; Calibrated: 2022/09/22
- Phantom: SAM Phantom_1982; Type: QD 000 P41 Ax;
- Measurement SW: DASY52, Version 52.10 (4); SEMCAD X Version 14.6.14 (7501)

Area Scan (61x151x1): Interpolated grid: dx=1.500 mm, dy=1.500 mm
Maximum value of SAR (interpolated) = 0.584 W/kg

Zoom Scan (5x5x7)/Cube 0: Measurement grid: dx=8mm, dy=8mm, dz=5mm
Reference Value = 26.20 V/m; Power Drift = 0.01 dB
Peak SAR (extrapolated) = 0.664 W/kg
SAR(1 g) = 0.407 W/kg; SAR(10 g) = 0.265 W/kg (SAR corrected for target medium)
Smallest distance from peaks to all points 3 dB below = 13.7 mm
Ratio of SAR at M2 to SAR at M1 = 65.9%
Maximum value of SAR (measured) = 0.550 W/kg

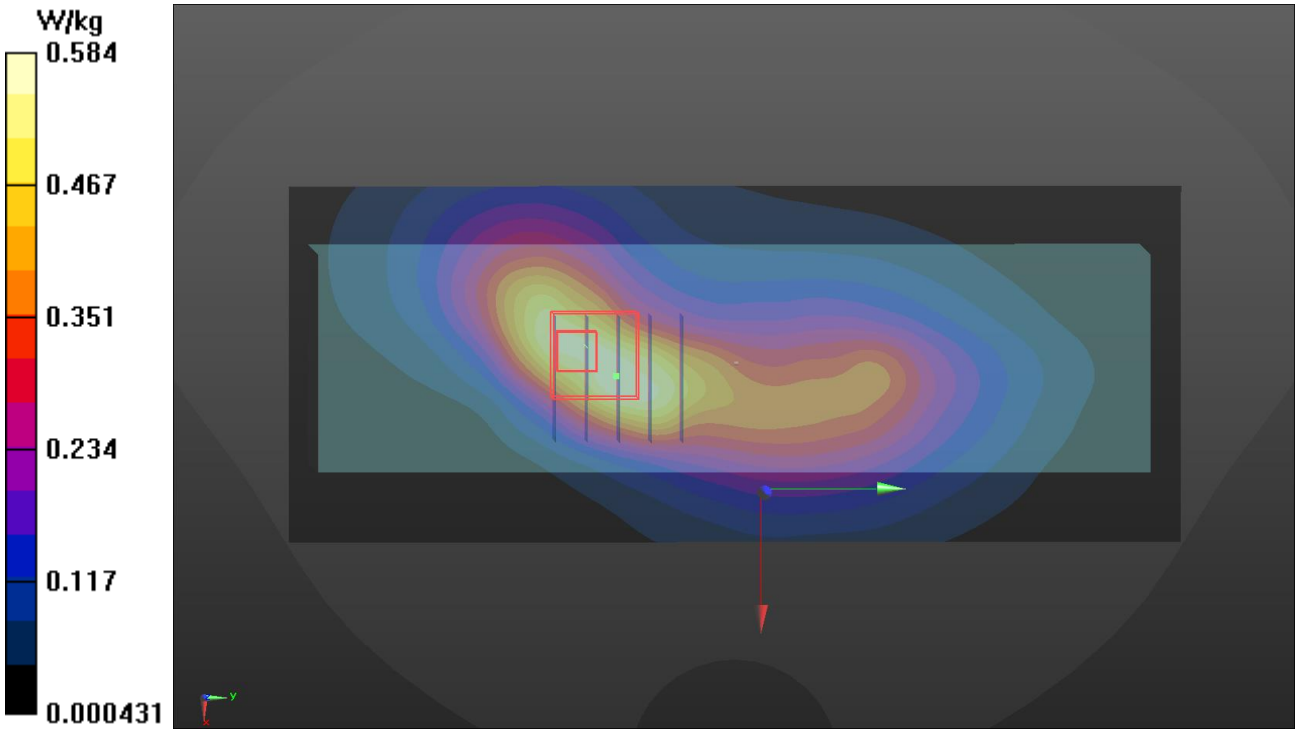

Plots of Measurement

Test Laboratory: Bureau Veritas ADT SAR/HAC Testing Lab Date: 2023/03/20

P06 LTE 13_QPSK10M_Right Side_0mm_Ch23230_1RB_OS0

DUT: BCUG-WTW-P23030371

Communication System: UID 10175 - CAG, LTE-FDD (SC-FDMA, 1 RB, 10 MHz, QPSK); Frequency: 782 MHz;Duty Cycle: 1:3.74
Medium: H06T27N6_0320 Medium parameters used: f = 782 MHz; σ = 0.948 S/m; ε_r = 42.025; ρ = 1000 kg/m^3
Ambient Temperature：22.6 ℃ ； Liquid Temperature：21.3 ℃

DASY5 Configuration:
- Probe: EX3DV4 - SN7797; ConvF(9.09, 9.09, 9.09) @ 782 MHz; Calibrated: 2022/12/12
- Sensor-Surface: 1.4mm (Mechanical Surface Detection)
- Electronics: DAE4 Sn1590; Calibrated: 2022/09/22
- Phantom: SAM Phantom_1982; Type: QD 000 P41 Ax;
- Measurement SW: DASY52, Version 52.10 (4); SEMCAD X Version 14.6.14 (7501)

Area Scan (61x151x1): Interpolated grid: dx=1.500 mm, dy=1.500 mm
Maximum value of SAR (interpolated) = 1.32 W/kg

Zoom Scan (5x5x7)/Cube 0: Measurement grid: dx=8mm, dy=8mm, dz=5mm
Reference Value = 37.79 V/m; Power Drift = -0.10 dB
Peak SAR (extrapolated) = 1.52 W/kg
SAR(1 g) = 0.890 W/kg; SAR(10 g) = 0.557 W/kg (SAR corrected for target medium)
Smallest distance from peaks to all points 3 dB below = 12.2 mm
Ratio of SAR at M2 to SAR at M1 = 60.7%
Maximum value of SAR (measured) = 1.27 W/kg

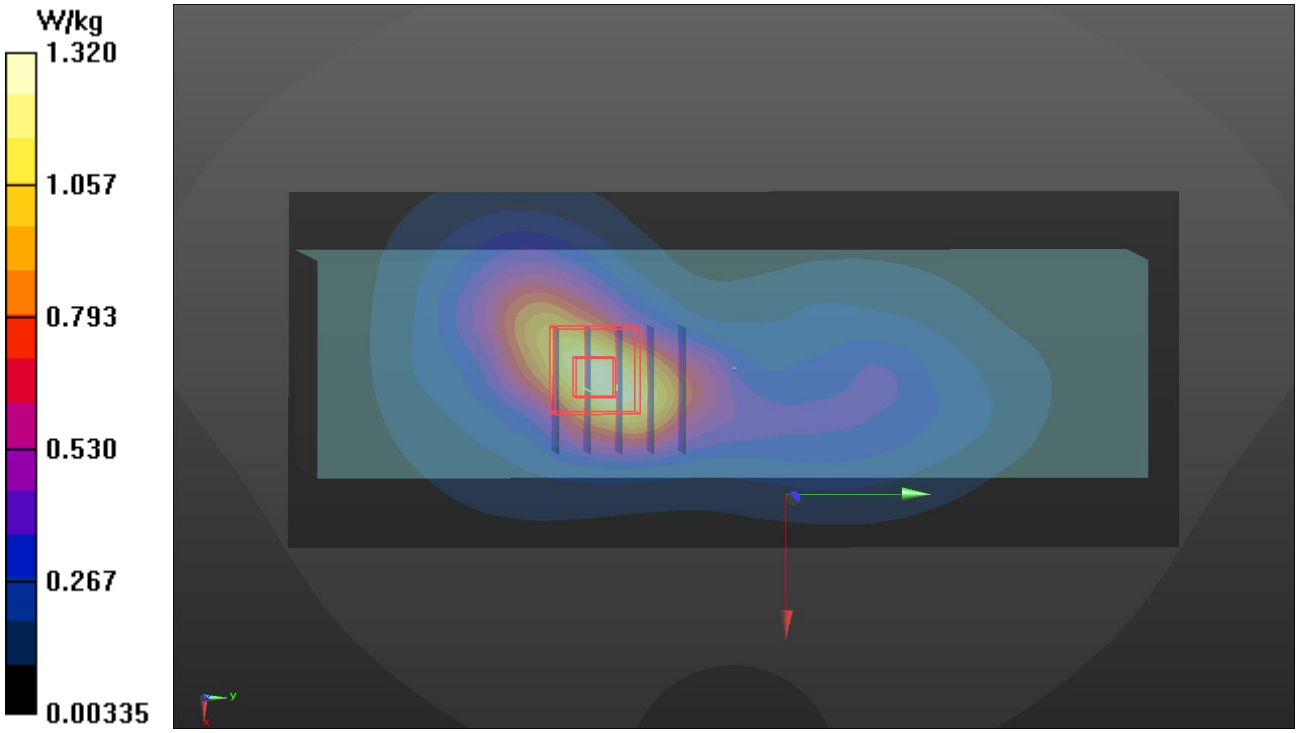

Plots of Measurement

Test Laboratory: Bureau Veritas ADT SAR/HAC Testing Lab Date: 2023/03/20

P07 LTE 14_QPSK10M_Right Side_0mm_Ch23330_1RB_OS0

DUT: BCUG-WTW-P23030371

Communication System: UID 10175 - CAG, LTE-FDD (SC-FDMA, 1 RB, 10 MHz, QPSK); Frequency: 793 MHz;Duty Cycle: 1:3.74
Medium: H06T27N6_0320 Medium parameters used: f = 793 MHz; σ = 0.951 S/m; ε_r = 41.987; ρ = 1000 kg/m^3
Ambient Temperature：22.6 ℃ ； Liquid Temperature：21.3 ℃

DASY5 Configuration:
- Probe: EX3DV4 - SN7797; ConvF(9.09, 9.09, 9.09) @ 793 MHz; Calibrated: 2022/12/12
- Sensor-Surface: 1.4mm (Mechanical Surface Detection)
- Electronics: DAE4 Sn1590; Calibrated: 2022/09/22
- Phantom: SAM Phantom_1982; Type: QD 000 P41 Ax;
- Measurement SW: DASY52, Version 52.10 (4); SEMCAD X Version 14.6.14 (7501)

Area Scan (61x151x1): Interpolated grid: dx=1.500 mm, dy=1.500 mm
Maximum value of SAR (interpolated) = 1.31 W/kg

Zoom Scan (5x5x7)/Cube 0: Measurement grid: dx=8mm, dy=8mm, dz=5mm
Reference Value = 36.86 V/m; Power Drift = -0.03 dB
Peak SAR (extrapolated) = 1.42 W/kg
SAR(1 g) = 0.840 W/kg; SAR(10 g) = 0.532 W/kg (SAR corrected for target medium)
Smallest distance from peaks to all points 3 dB below = 12.5 mm
Ratio of SAR at M2 to SAR at M1 = 61.1%
Maximum value of SAR (measured) = 1.20 W/kg

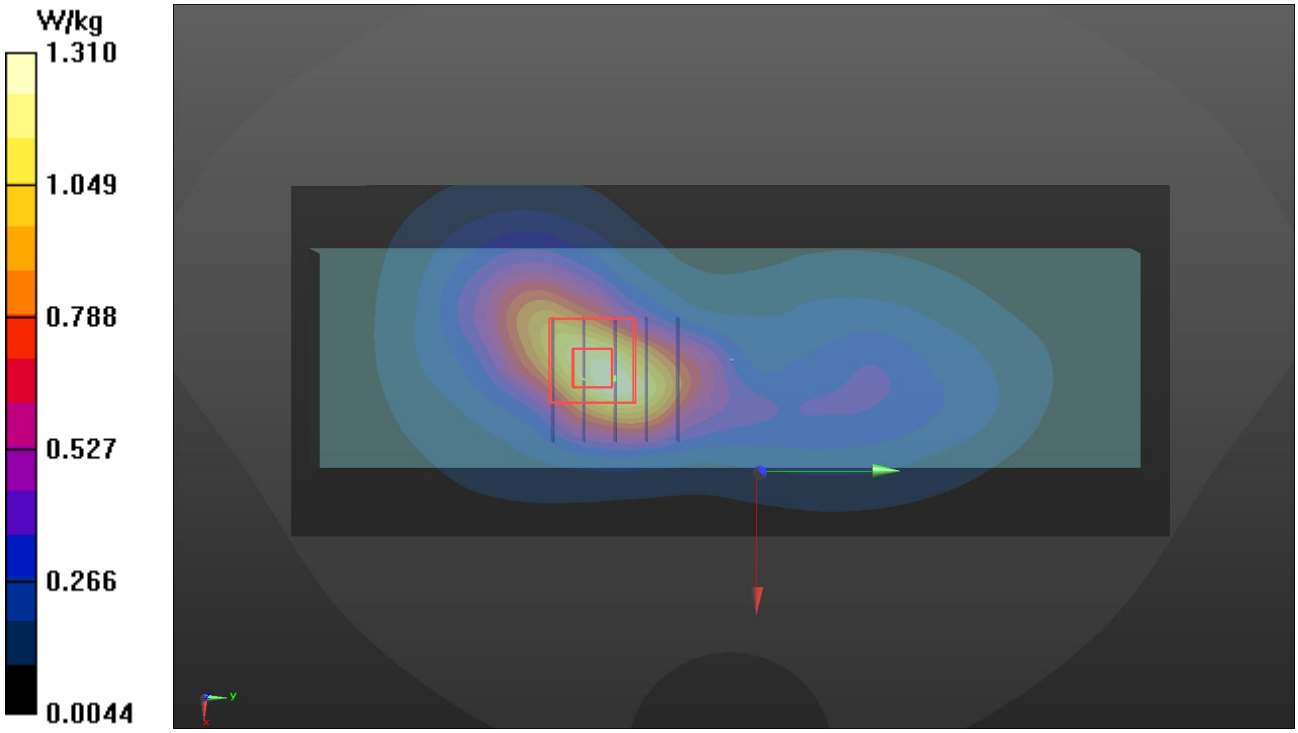

Plots of Measurement

Test Laboratory: Bureau Veritas ADT SAR/HAC Testing Lab Date: 2023/03/20

P08 LTE 17_QPSK10M_Right Side_0mm_Ch23800_1RB_OS0

DUT: BCUG-WTW-P23030371

Communication System: UID 10175 - CAG, LTE-FDD (SC-FDMA, 1 RB, 10 MHz, QPSK); Frequency: 711 MHz;Duty Cycle: 1:3.74
Medium: H06T27N6_0320 Medium parameters used: f = 711 MHz; σ = 0.925 S/m; ε_r = 42.179; ρ = 1000 kg/m^3
Ambient Temperature：22.6 ℃ ； Liquid Temperature：21.3 ℃

DASY5 Configuration:
- Probe: EX3DV4 - SN7797; ConvF(9.09, 9.09, 9.09) @ 711 MHz; Calibrated: 2022/12/12
- Sensor-Surface: 1.4mm (Mechanical Surface Detection)
- Electronics: DAE4 Sn1590; Calibrated: 2022/09/22
- Phantom: SAM Phantom_1982; Type: QD 000 P41 Ax;
- Measurement SW: DASY52, Version 52.10 (4); SEMCAD X Version 14.6.14 (7501)

Area Scan (61x151x1): Interpolated grid: dx=1.500 mm, dy=1.500 mm
Maximum value of SAR (interpolated) = 0.662 W/kg

Zoom Scan (5x5x7)/Cube 0: Measurement grid: dx=8mm, dy=8mm, dz=5mm
Reference Value = 27.09 V/m; Power Drift = 0.07 dB
Peak SAR (extrapolated) = 0.779 W/kg
SAR(1 g) = 0.445 W/kg; SAR(10 g) = 0.294 W/kg (SAR corrected for target medium)
Smallest distance from peaks to all points 3 dB below = 11.5 mm
Ratio of SAR at M2 to SAR at M1 = 54.8%
Maximum value of SAR (measured) = 0.635 W/kg

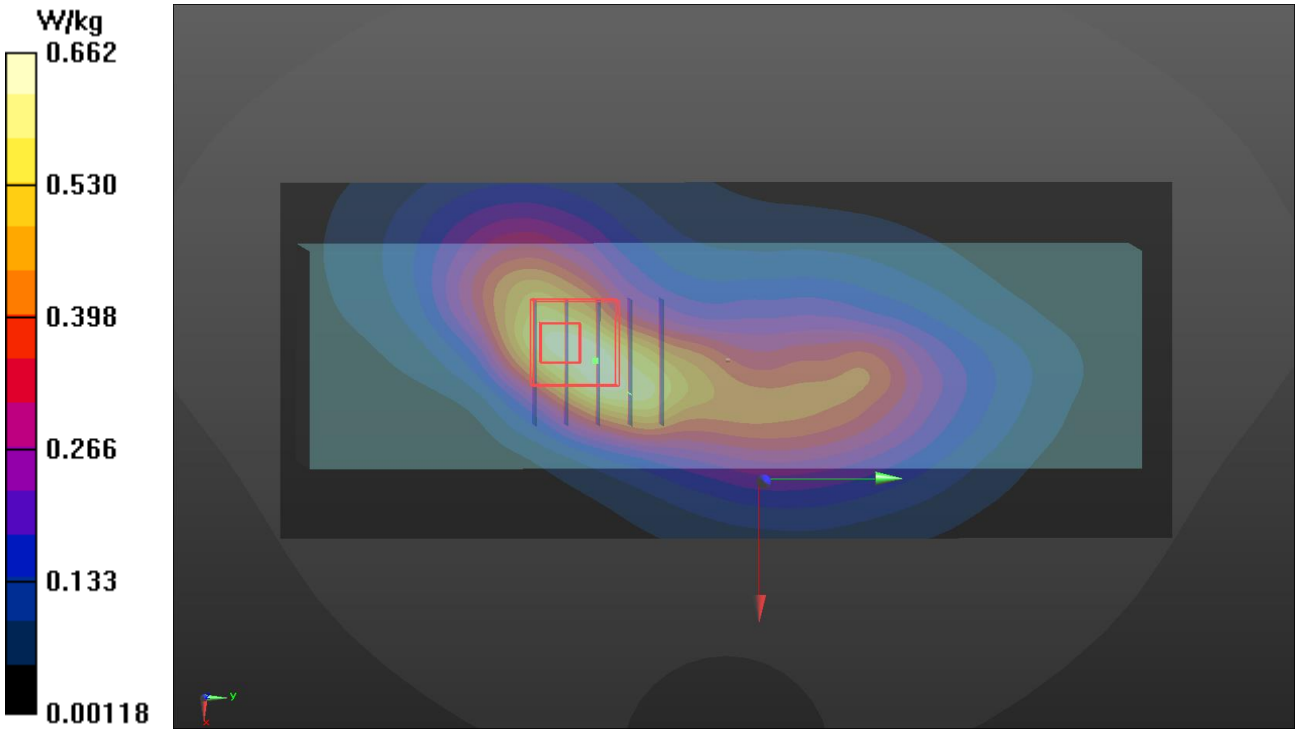

Plots of Measurement

Test Laboratory: Bureau Veritas ADT SAR/HAC Testing Lab Date: 2023/03/17

P09 LTE 25_QPSK20M_Right Side_0mm_Ch26140_1RB_OS0

DUT: BCUG-WTW-P23030371

Communication System: UID 10169 - CAE, LTE-FDD (SC-FDMA, 1 RB, 20 MHz, QPSK); Frequency: 1860 MHz;Duty Cycle: 1:3.74
Medium: H06T27N6_0317 Medium parameters used: f = 1860 MHz; σ = 1.46 S/m; ε_r = 40.151; ρ = 1000 kg/m^3
Ambient Temperature：22.4 ℃ ； Liquid Temperature：22.3 ℃

DASY5 Configuration:
- Probe: EX3DV4 - SN7797; ConvF(7.65, 7.65, 7.65) @ 1860 MHz; Calibrated: 2022/12/12
- Sensor-Surface: 1.4mm (Mechanical Surface Detection)
- Electronics: DAE4 Sn1590; Calibrated: 2022/09/22
- Phantom: SAM Phantom_1982; Type: QD 000 P41 Ax;
- Measurement SW: DASY52, Version 52.10 (4); SEMCAD X Version 14.6.14 (7501)

Area Scan (61x151x1): Interpolated grid: dx=1.500 mm, dy=1.500 mm
Maximum value of SAR (interpolated) = 1.59 W/kg

Zoom Scan (5x5x7)/Cube 0: Measurement grid: dx=8mm, dy=8mm, dz=5mm
Reference Value = 32.08 V/m; Power Drift = 0.08 dB
Peak SAR (extrapolated) = 1.77 W/kg
SAR(1 g) = 1.02 W/kg; SAR(10 g) = 0.581 W/kg (SAR corrected for target medium)
Smallest distance from peaks to all points 3 dB below = 11.3 mm
Ratio of SAR at M2 to SAR at M1 = 57.6%
Maximum value of SAR (measured) = 1.49 W/kg



Plots of Measurement

Test Laboratory: Bureau Veritas ADT SAR/HAC Testing Lab Date: 2023/03/21

P10 LTE 26_QPSK15M_Right Side_0mm_Ch26865_1RB_OS0

DUT: BCUG-WTW-P23030371

Communication System: UID 10181 - CAE, LTE-FDD (SC-FDMA, 1 RB, 15 MHz, QPSK); Frequency: 831.5 MHz;Duty Cycle: 1:3.74
Medium: H06T27N6_0321 Medium parameters used (interpolated): f = 831.5 MHz; σ = 0.94 S/m; ε_r = 42.566; ρ = 1000 kg/m^3
Ambient Temperature：22.7 ℃ ； Liquid Temperature：21.4 ℃

DASY5 Configuration:
- Probe: EX3DV4 - SN7797; ConvF(8.87, 8.87, 8.87) @ 831.5 MHz; Calibrated: 2022/12/12
- Sensor-Surface: 1.4mm (Mechanical Surface Detection)
- Electronics: DAE4 Sn1590; Calibrated: 2022/09/22
- Phantom: SAM Phantom_1982; Type: QD 000 P41 Ax;
- Measurement SW: DASY52, Version 52.10 (4); SEMCAD X Version 14.6.14 (7501)

Area Scan (61x151x1): Interpolated grid: dx=1.500 mm, dy=1.500 mm
Maximum value of SAR (interpolated) = 1.54 W/kg

Zoom Scan (5x5x7)/Cube 0: Measurement grid: dx=8mm, dy=8mm, dz=5mm
Reference Value = 39.74 V/m; Power Drift = -0.03 dB
Peak SAR (extrapolated) = 1.73 W/kg
SAR(1 g) = 1.01 W/kg; SAR(10 g) = 0.637 W/kg (SAR corrected for target medium)
Smallest distance from peaks to all points 3 dB below = 11.5 mm
Ratio of SAR at M2 to SAR at M1 = 61.8%
Maximum value of SAR (measured) = 1.42 W/kg

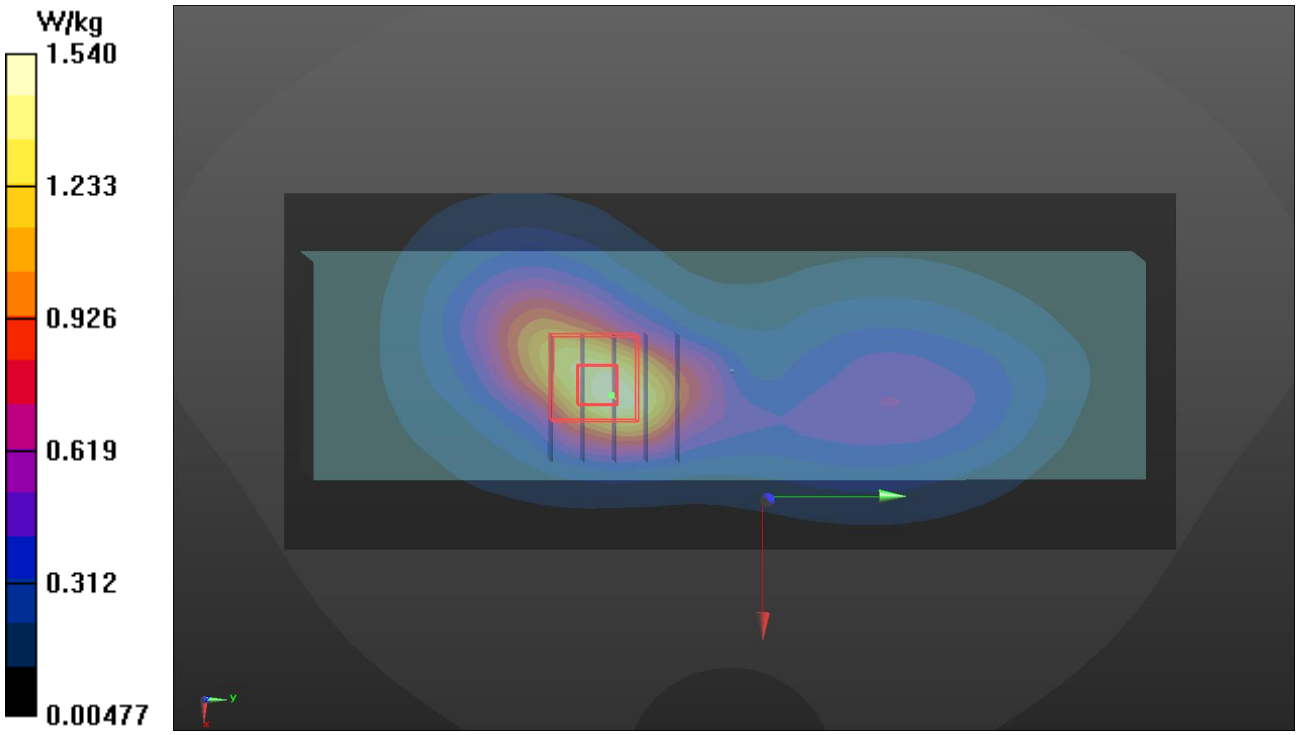

Plots of Measurement

Test Laboratory: Bureau Veritas ADT SAR/HAC Testing Lab Date: 2023/03/21

P11 LTE 41_QPSK20M_Right Side_0mm_Ch40620_1RB_OS0

DUT: BCUG-WTW-P23030371

Communication System: UID 10172 - CAG, LTE-TDD (SC-FDMA, 1 RB, 20 MHz, QPSK); Frequency: 2593 MHz;Duty Cycle: 1:8.33
Medium: H06T27N6_0321 Medium parameters used: f = 2593 MHz; σ = 1.94 S/m; ε_r = 39.525; ρ = 1000 kg/m^3
Ambient Temperature：22.7 ℃ ； Liquid Temperature：21.4 ℃

DASY5 Configuration:
- Probe: EX3DV4 - SN7797; ConvF(7.32, 7.32, 7.32) @ 2593 MHz; Calibrated: 2022/12/12
- Sensor-Surface: 1.4mm (Mechanical Surface Detection)
- Electronics: DAE4 Sn1590; Calibrated: 2022/09/22
- Phantom: SAM Phantom_1982; Type: QD 000 P41 Ax;
- Measurement SW: DASY52, Version 52.10 (4); SEMCAD X Version 14.6.14 (7501)

Area Scan (81x181x1): Interpolated grid: dx=1.200 mm, dy=1.200 mm
Maximum value of SAR (interpolated) = 1.25 W/kg

Zoom Scan (7x7x7)/Cube 0: Measurement grid: dx=5mm, dy=5mm, dz=5mm
Reference Value = 25.36 V/m; Power Drift = -0.08 dB
Peak SAR (extrapolated) = 1.53 W/kg
SAR(1 g) = 0.786 W/kg; SAR(10 g) = 0.414 W/kg (SAR corrected for target medium)
Smallest distance from peaks to all points 3 dB below = 11.7 mm
Ratio of SAR at M2 to SAR at M1 = 50.7%
Maximum value of SAR (measured) = 1.22 W/kg

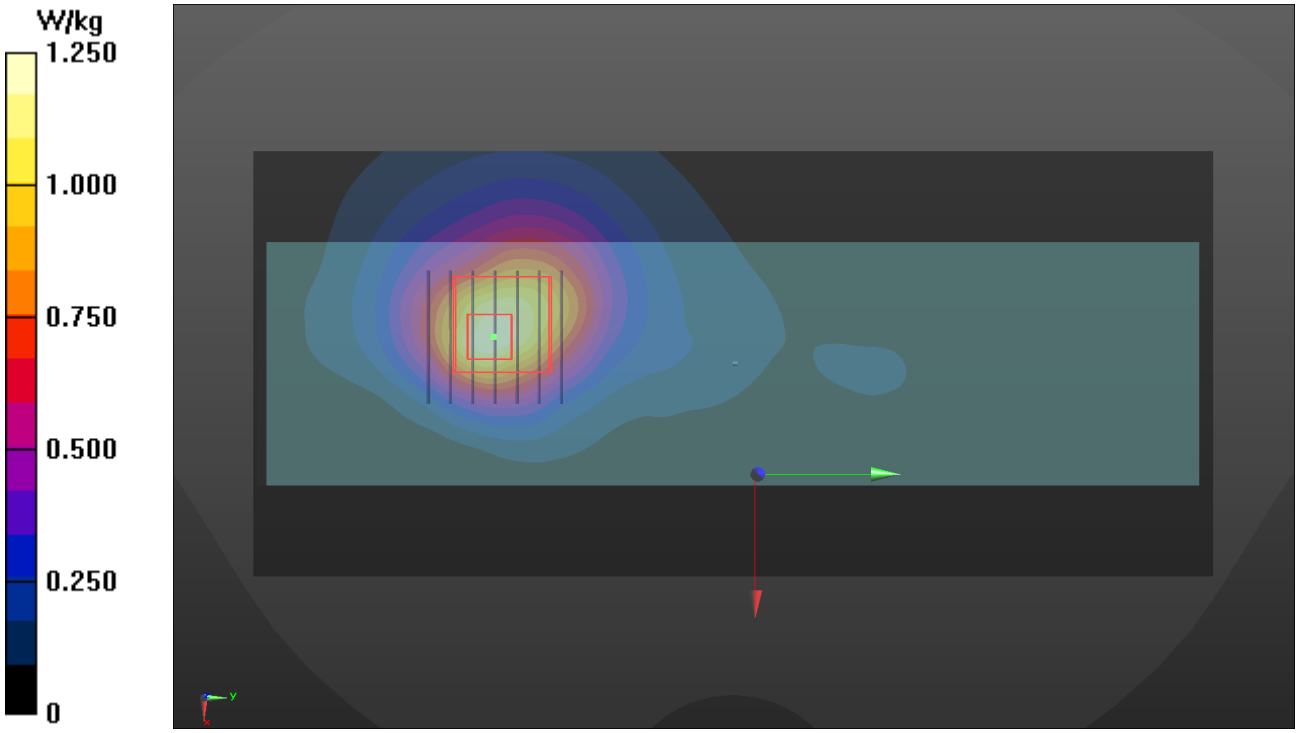

Plots of Measurement

Test Laboratory: Bureau Veritas ADT SAR/HAC Testing Lab Date: 2023/03/17

P12 LTE 66_QPSK20M_Right Side_0mm_Ch132322_1RB_OS0

DUT: BCUG-WTW-P23030371

Communication System: UID 10169 - CAE, LTE-FDD (SC-FDMA, 1 RB, 20 MHz, QPSK); Frequency: 1745 MHz;Duty Cycle: 1:3.74
Medium: H06T27N6_0317 Medium parameters used: f = 1745 MHz; σ = 1.392 S/m; ε_r = 40.325; ρ = 1000 kg/m^3
Ambient Temperature：22.4 ℃ ； Liquid Temperature：22.3 ℃

DASY5 Configuration:
- Probe: EX3DV4 - SN7797; ConvF(8.03, 8.03, 8.03) @ 1745 MHz; Calibrated: 2022/12/12
- Sensor-Surface: 1.4mm (Mechanical Surface Detection)
- Electronics: DAE4 Sn1590; Calibrated: 2022/09/22
- Phantom: SAM Phantom_1982; Type: QD 000 P41 Ax;
- Measurement SW: DASY52, Version 52.10 (4); SEMCAD X Version 14.6.14 (7501)

Area Scan (61x151x1): Interpolated grid: dx=1.500 mm, dy=1.500 mm
Maximum value of SAR (interpolated) = 1.58 W/kg

Zoom Scan (5x5x7)/Cube 0: Measurement grid: dx=8mm, dy=8mm, dz=5mm
Reference Value = 34.05 V/m; Power Drift = 0.08 dB
Peak SAR (extrapolated) = 1.81 W/kg
SAR(1 g) = 1.07 W/kg; SAR(10 g) = 0.616 W/kg (SAR corrected for target medium)
Smallest distance from peaks to all points 3 dB below = 13.2 mm
Ratio of SAR at M2 to SAR at M1 = 60.6%
Maximum value of SAR (measured) = 1.56 W/kg

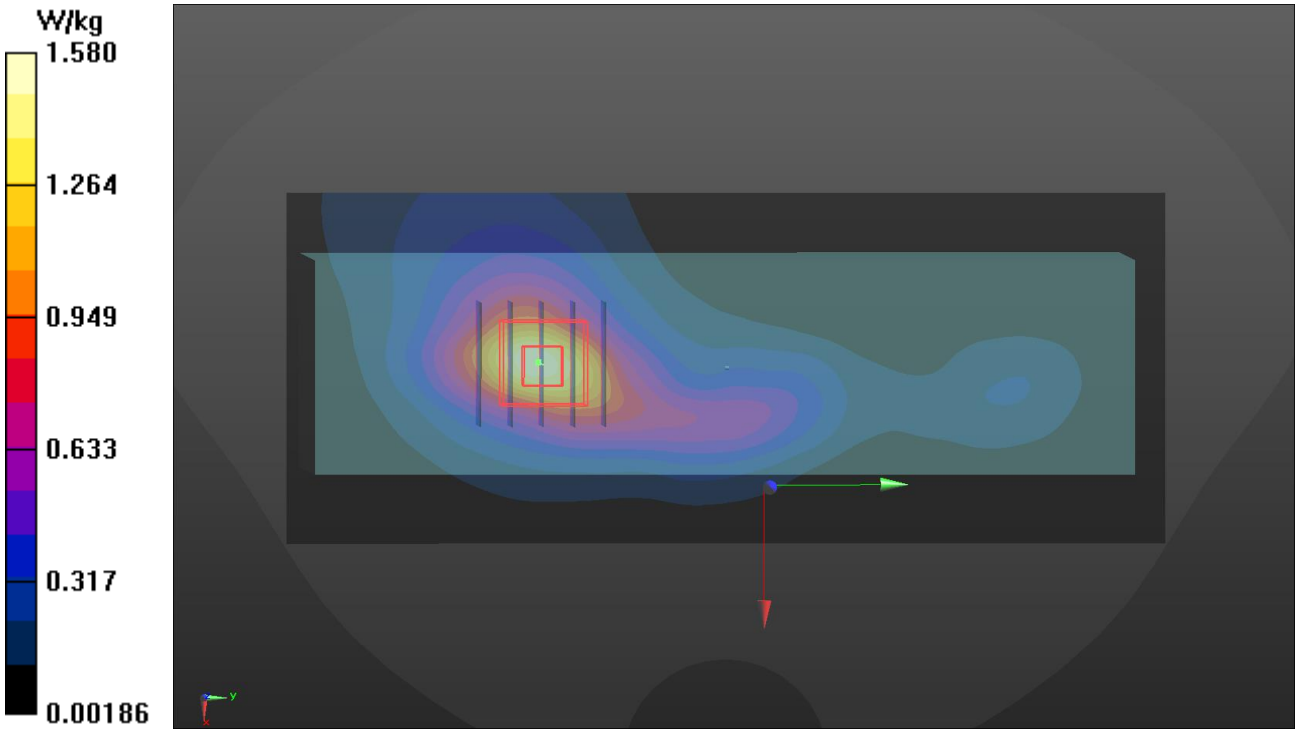

Plots of Measurement

Test Laboratory: Bureau Veritas ADT SAR/HAC Testing Lab Date: 2023/03/20

P13 LTE 71_QPSK20M_Right Side_0mm_Ch133372_1RB_OS0

DUT: BCUG-WTW-P23030371

Communication System: UID 10169 - CAE, LTE-FDD (SC-FDMA, 1 RB, 20 MHz, QPSK); Frequency: 688 MHz;Duty Cycle: 1:3.74
Medium: H06T27N6_0320 Medium parameters used: f = 688 MHz; σ = 0.917 S/m; ε_r = 42.241; ρ = 1000 kg/m^3
Ambient Temperature：22.6 ℃ ； Liquid Temperature：21.3 ℃

DASY5 Configuration:
- Probe: EX3DV4 - SN7797; ConvF(9.09, 9.09, 9.09) @ 688 MHz; Calibrated: 2022/12/12
- Sensor-Surface: 1.4mm (Mechanical Surface Detection)
- Electronics: DAE4 Sn1590; Calibrated: 2022/09/22
- Phantom: SAM Phantom_1982; Type: QD 000 P41 Ax;
- Measurement SW: DASY52, Version 52.10 (4); SEMCAD X Version 14.6.14 (7501)

Area Scan (61x151x1): Interpolated grid: dx=1.500 mm, dy=1.500 mm
Maximum value of SAR (interpolated) = 0.764 W/kg

Zoom Scan (5x5x7)/Cube 0: Measurement grid: dx=8mm, dy=8mm, dz=5mm
Reference Value = 28.28 V/m; Power Drift = -0.16 dB
Peak SAR (extrapolated) = 0.904 W/kg
SAR(1 g) = 0.489 W/kg; SAR(10 g) = 0.302 W/kg (SAR corrected for target medium)
Smallest distance from peaks to all points 3 dB below = 12.9 mm
Ratio of SAR at M2 to SAR at M1 = 55.5%
Maximum value of SAR (measured) = 0.748 W/kg

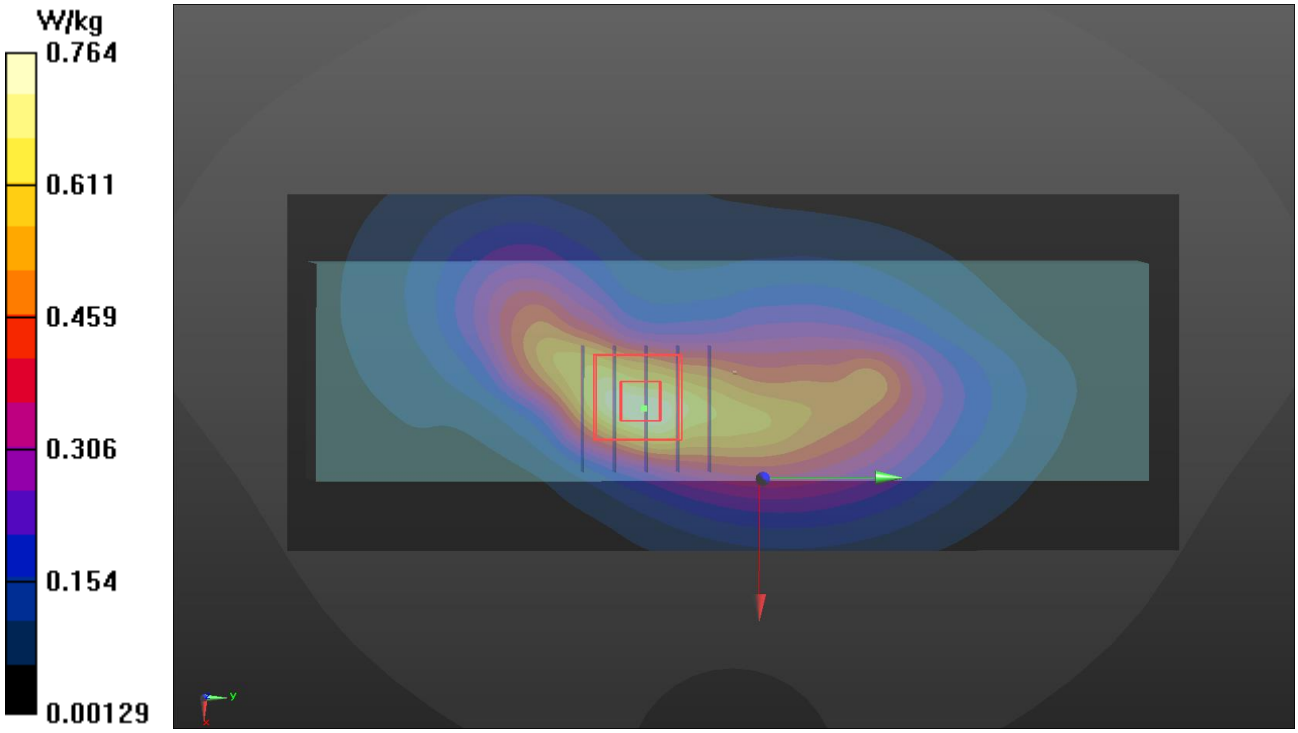

Test Laboratory: Bureau Veritas ADT SAR/HAC Testing Lab Date: 2023/03/28

P14 WLAN2.4G_802.11b_Bottom Side_0mm_Ch6

DUT: BCUG-WTW-P23030371

Communication System: UID 10012 - CAB, IEEE 802.11b WiFi 2.4 GHz (DSSS, 1 Mbps); Frequency: 2437 MHz;Duty Cycle: 1:1
Medium: H06T27N3_0328 Medium parameters used: f = 2437 MHz; σ = 1.773 S/m; ε_r = 38.115; ρ = 1000 kg/m^3
Ambient Temperature：22.1 ℃ ； Liquid Temperature：21.8 ℃

DASY5 Configuration:
- Probe: EX3DV4 - SN7472; ConvF(7.89, 7.89, 7.89) @ 2437 MHz; Calibrated: 2022/05/27
- Sensor-Surface: 1.4mm (Mechanical Surface Detection)
- Electronics: DAE4 Sn1698; Calibrated: 2022/11/17
- Phantom: Twin SAM Phantom_1823; Type: QD000P40;
- Measurement SW: DASY52, Version 52.10 (4); SEMCAD X Version 14.6.14 (7501)

Area Scan (81x101x1): Interpolated grid: dx=1.200 mm, dy=1.200 mm
Maximum value of SAR (interpolated) = 0.432 W/kg

Zoom Scan (7x7x7)/Cube 0: Measurement grid: dx=5mm, dy=5mm, dz=5mm
Reference Value = 15.09 V/m; Power Drift = 0.09 dB
Peak SAR (extrapolated) = 0.578 W/kg
SAR(1 g) = 0.258 W/kg; SAR(10 g) = 0.116 W/kg (SAR corrected for target medium)
Smallest distance from peaks to all points 3 dB below = 9.8 mm
Ratio of SAR at M2 to SAR at M1 = 44.1%
Maximum value of SAR (measured) = 0.452 W/kg

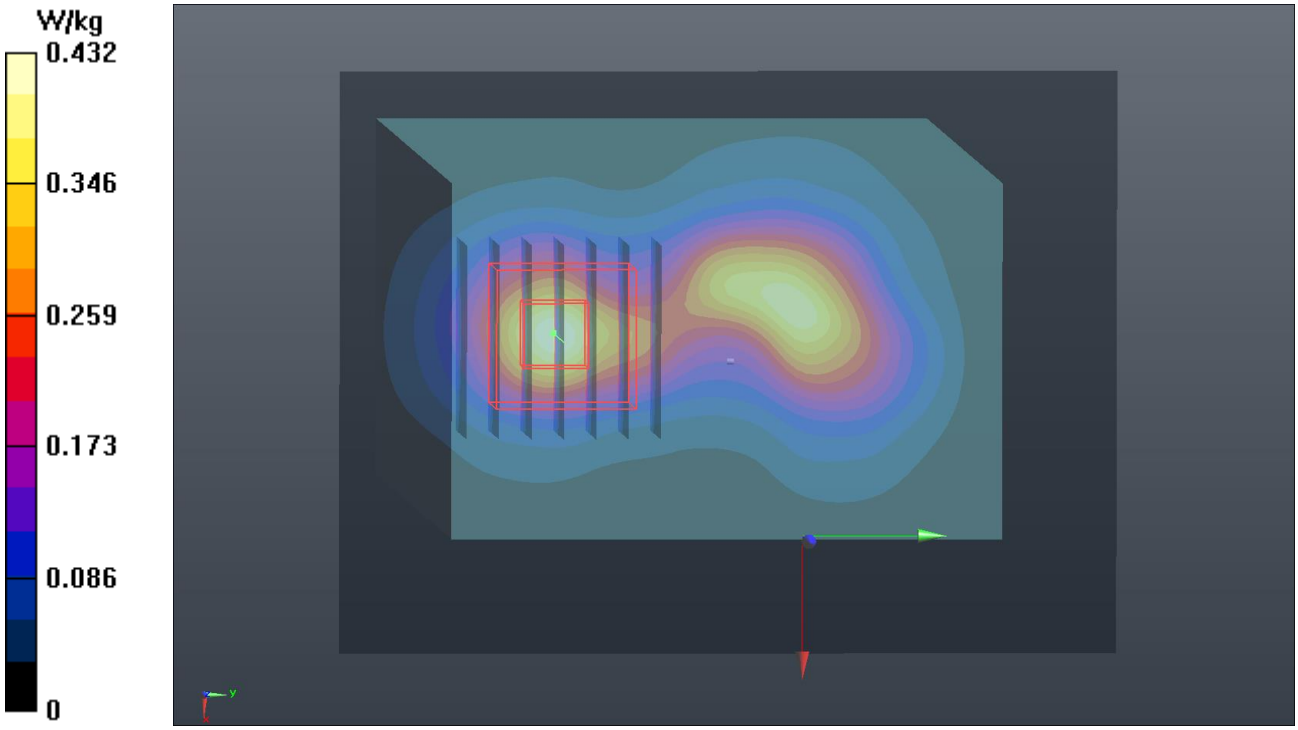

Plots of Measurement

Test Laboratory: Bureau Veritas ADT SAR/HAC Testing Lab Date: 2023/03/28

P15 WLAN5.3G_802.11a_Rear Face_0mm_Ch56

DUT: BCUG-WTW-P23030371

Communication System: UID 10062 - CAD, IEEE 802.11a/h WiFi 5 GHz (OFDM, 6 Mbps); Frequency: 5280 MHz;Duty Cycle: 1:1
Medium: H51T72N3_0328 Medium parameters used: f = 5280 MHz; σ = 4.549 S/m; ε_r = 35.657; ρ = 1000 kg/m^3
Ambient Temperature：22.1 ℃ ； Liquid Temperature：21.8 ℃

DASY5 Configuration:
- Probe: EX3DV4 - SN7472; ConvF(5.89, 5.89, 5.89) @ 5280 MHz; Calibrated: 2022/05/27
- Sensor-Surface: 1.4mm (Mechanical Surface Detection)
- Electronics: DAE4 Sn1698; Calibrated: 2022/11/17
- Phantom: Twin SAM Phantom_1823; Type: QD000P40;
- Measurement SW: DASY52, Version 52.10 (4); SEMCAD X Version 14.6.14 (7501)

Area Scan (111x231x1): Interpolated grid: dx=1.000 mm, dy=1.000 mm
Maximum value of SAR (interpolated) = 2.01 W/kg

Zoom Scan (7x7x7)/Cube 0: Measurement grid: dx=4mm, dy=4mm, dz=1.4mm
Reference Value = 19.77 V/m; Power Drift = -0.03 dB
Peak SAR (extrapolated) = 6.14 W/kg
SAR(1 g) = 1.44 W/kg; SAR(10 g) = 0.399 W/kg (SAR corrected for target medium)
Smallest distance from peaks to all points 3 dB below = 6.6 mm
Ratio of SAR at M2 to SAR at M1 = 64.2%
Maximum value of SAR (measured) = 3.74 W/kg

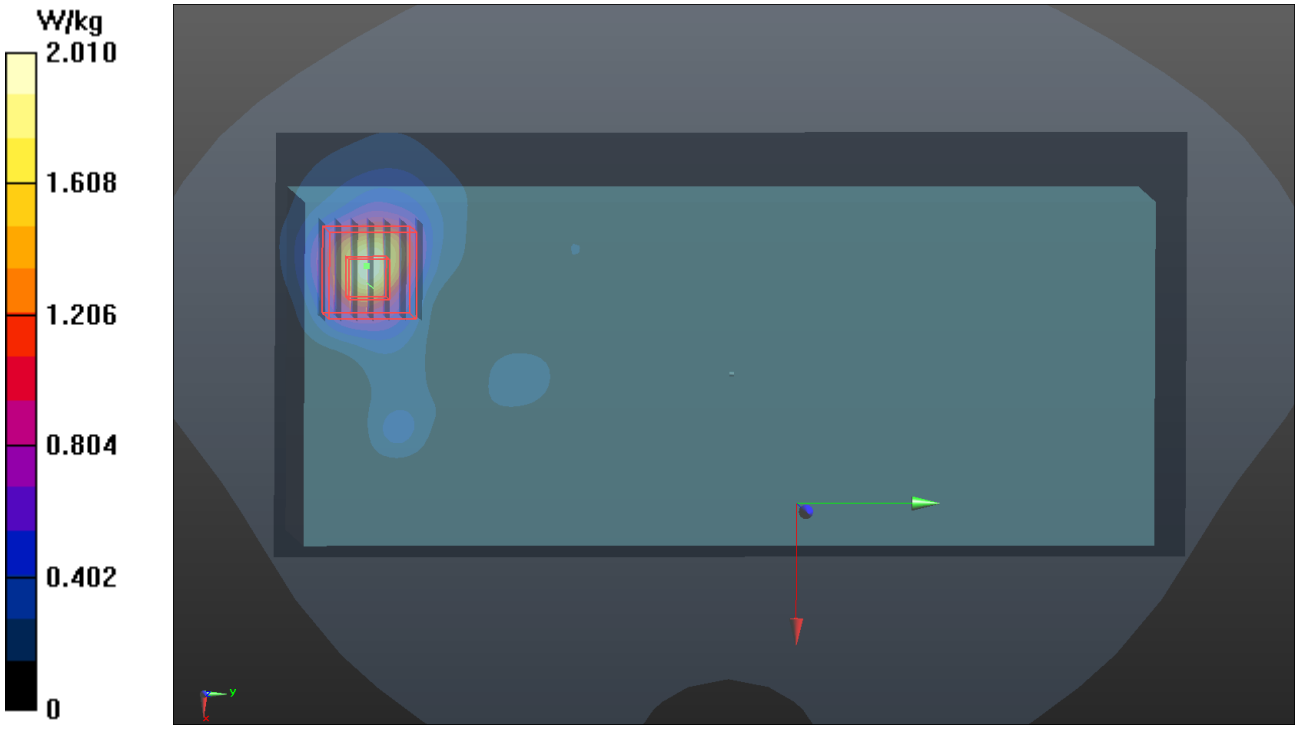

Plots of Measurement

Test Laboratory: Bureau Veritas ADT SAR/HAC Testing Lab Date: 2023/03/28

P16 WLAN5.6G_802.11a_Rear Face_0mm_Ch140

DUT: BCUG-WTW-P23030371

Communication System: UID 10062 - CAD, IEEE 802.11a/h WiFi 5 GHz (OFDM, 6 Mbps); Frequency: 5700 MHz;Duty Cycle: 1:1
Medium: H51T72N3_0328 Medium parameters used: f = 5700 MHz; σ = 5.021 S/m; ε_r = 34.954; ρ = 1000 kg/m^3
Ambient Temperature：22.1 ℃ ； Liquid Temperature：21.8 ℃

DASY5 Configuration:
- Probe: EX3DV4 - SN7472; ConvF(5.28, 5.28, 5.28) @ 5700 MHz; Calibrated: 2022/05/27
- Sensor-Surface: 1.4mm (Mechanical Surface Detection)
- Electronics: DAE4 Sn1698; Calibrated: 2022/11/17
- Phantom: Twin SAM Phantom_1823; Type: QD000P40;
- Measurement SW: DASY52, Version 52.10 (4); SEMCAD X Version 14.6.14 (7501)

Area Scan (111x231x1): Interpolated grid: dx=1.000 mm, dy=1.000 mm
Maximum value of SAR (interpolated) = 2.86 W/kg

Zoom Scan (7x7x7)/Cube 0: Measurement grid: dx=4mm, dy=4mm, dz=1.4mm
Reference Value = 22.05 V/m; Power Drift = -0.06 dB
Peak SAR (extrapolated) = 8.35 W/kg
SAR(1 g) = 1.85 W/kg; SAR(10 g) = 0.511 W/kg (SAR corrected for target medium)
Smallest distance from peaks to all points 3 dB below = 6.4 mm
Ratio of SAR at M2 to SAR at M1 = 61.7%
Maximum value of SAR (measured) = 4.72 W/kg

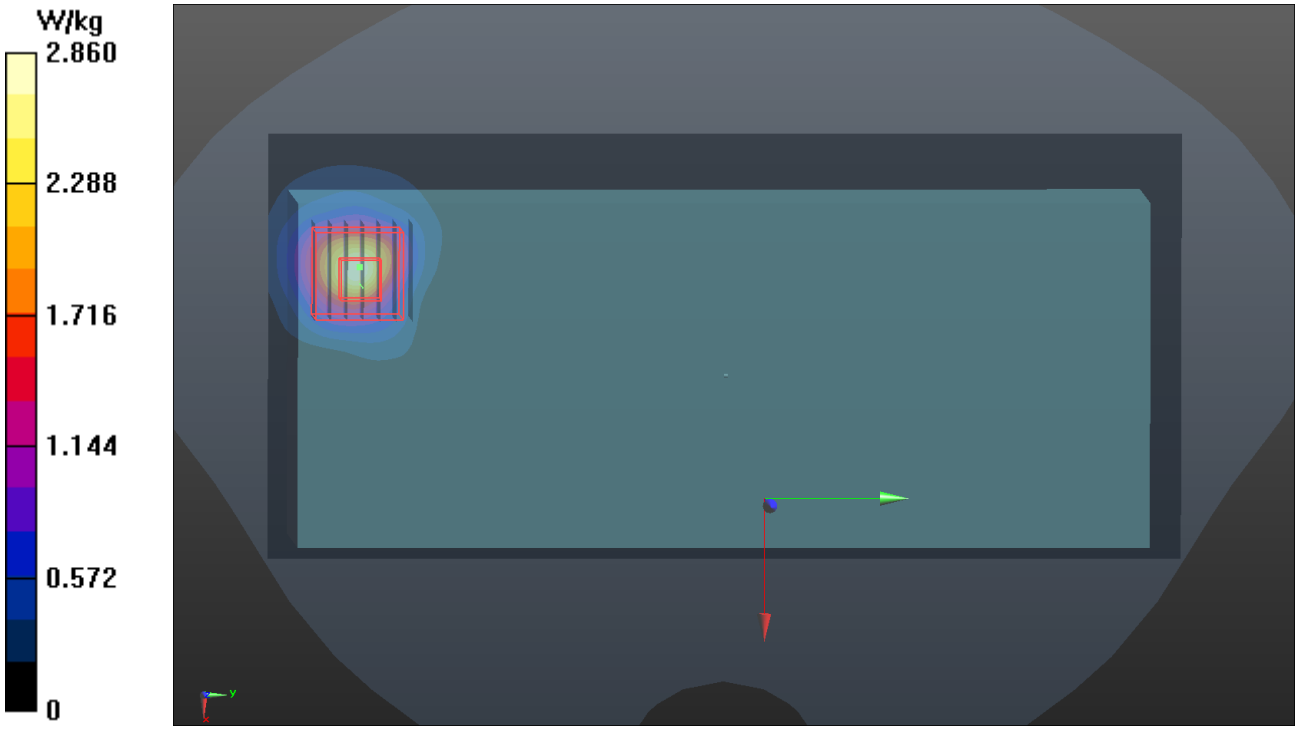

Test Laboratory: Bureau Veritas ADT SAR/HAC Testing Lab Date: 2023/03/28

P17 WLAN5.8G_802.11a_Rear Face_0mm_Ch149

DUT: BCUG-WTW-P23030371

Communication System: UID 10062 - CAD, IEEE 802.11a/h WiFi 5 GHz (OFDM, 6 Mbps); Frequency: 5745 MHz;Duty Cycle: 1:1
Medium: H51T72N3_0328 Medium parameters used: f = 5745 MHz; σ = 5.068 S/m; ε_r = 34.891; ρ = 1000 kg/m^3
Ambient Temperature：22.1 ℃ ； Liquid Temperature：21.8 ℃

DASY5 Configuration:
- Probe: EX3DV4 - SN7472; ConvF(5.28, 5.28, 5.28) @ 5745 MHz; Calibrated: 2022/05/27
- Sensor-Surface: 1.4mm (Mechanical Surface Detection)
- Electronics: DAE4 Sn1698; Calibrated: 2022/11/17
- Phantom: Twin SAM Phantom_1823; Type: QD000P40;
- Measurement SW: DASY52, Version 52.10 (4); SEMCAD X Version 14.6.14 (7501)

Area Scan (111x231x1): Interpolated grid: dx=1.000 mm, dy=1.000 mm
Maximum value of SAR (interpolated) = 2.71 W/kg

Zoom Scan (7x7x7)/Cube 0: Measurement grid: dx=4mm, dy=4mm, dz=1.4mm
Reference Value = 20.13 V/m; Power Drift = -0.04 dB
Peak SAR (extrapolated) = 8.01 W/kg
SAR(1 g) = 1.75 W/kg; SAR(10 g) = 0.483 W/kg (SAR corrected for target medium)
Smallest distance from peaks to all points 3 dB below = 6.4 mm
Ratio of SAR at M2 to SAR at M1 = 61.3%
Maximum value of SAR (measured) = 4.50 W/kg

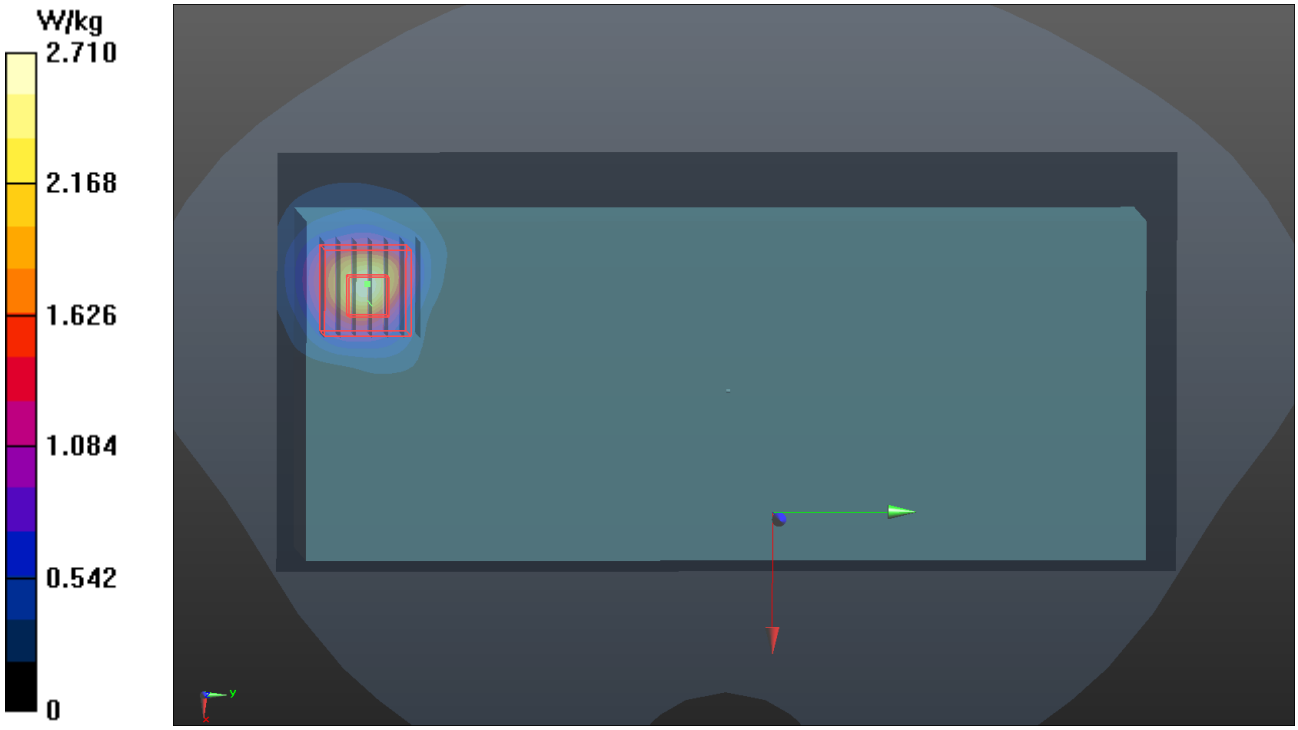

Plots of Measurement

Test Laboratory: Bureau Veritas ADT SAR/HAC Testing Lab Date: 2023/03/28

P18 BT_BDR_Bottom Side_0mm_Ch0

DUT: BCUG-WTW-P23030371

Communication System: UID 10032 - CAA, IEEE 802.15.1 Bluetooth (GFSK, DH5); Frequency: 2402 MHz;Duty Cycle: 1:1
Medium: H06T27N3_0328 Medium parameters used: f = 2402 MHz; σ = 1.748 S/m; ε_r = 38.184; ρ = 1000 kg/m^3
Ambient Temperature：22.1 ℃ ； Liquid Temperature：21.8 ℃

DASY5 Configuration:
- Probe: EX3DV4 - SN7472; ConvF(7.89, 7.89, 7.89) @ 2402 MHz; Calibrated: 2022/05/27
- Sensor-Surface: 1.4mm (Mechanical Surface Detection)
- Electronics: DAE4 Sn1698; Calibrated: 2022/11/17
- Phantom: Twin SAM Phantom_1823; Type: QD000P40;
- Measurement SW: DASY52, Version 52.10 (4); SEMCAD X Version 14.6.14 (7501)

Area Scan (81x101x1): Interpolated grid: dx=1.200 mm, dy=1.200 mm
Maximum value of SAR (interpolated) = 0.099 W/kg

Zoom Scan (7x7x7)/Cube 0: Measurement grid: dx=5mm, dy=5mm, dz=5mm
Reference Value = 6.763 V/m; Power Drift = 0.04 dB
Peak SAR (extrapolated) = 0.117 W/kg
SAR(1 g) = 0.051 W/kg; SAR(10 g) = 0.023 W/kg (SAR corrected for target medium)
Smallest distance from peaks to all points 3 dB below: Larger than measurement grid (> 15 mm)
Ratio of SAR at M2 to SAR at M1 = 43.2%
Maximum value of SAR (measured) = 0.090 W/kg

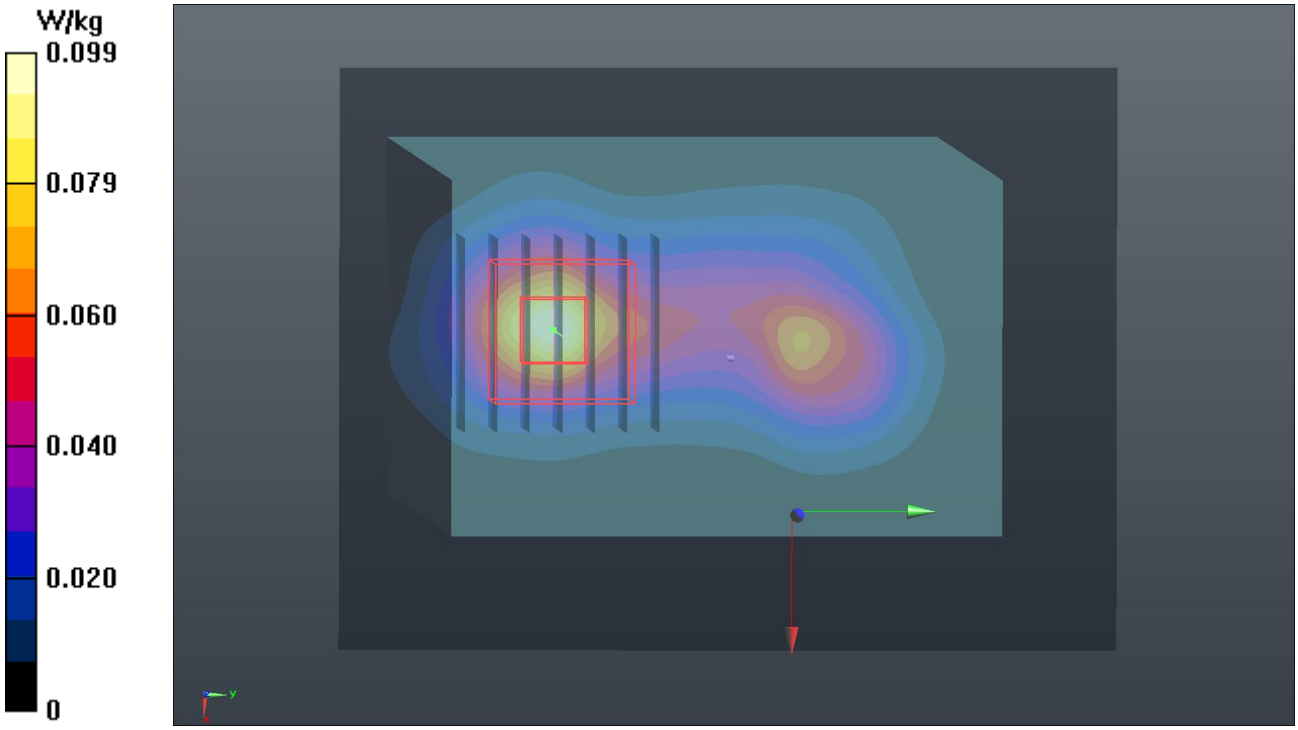

Appendix D. Maximum Target Conducted Power

The maximum conducted average power (Unit: dBm) including tune-up tolerance is shown as below.

LTE Max. Tune-up Power (Full)		
Mode	QPSK	16QAM
	Maximum Target Power	Maximum Target Power
LTE 2	22.5	21.5
LTE 4	22.5	21.5
LTE 5	22.5	21.5
LTE 7	23.5	22.5
LTE 12	22.5	21.5
LTE 13	23.0	22.0
LTE 14	22.5	21.5
LTE 17	23.0	22.0
LTE 25	23.0	22.0
LTE 26	23.0	22.0
LTE 41	22.5	21.5
LTE 66	22.5	21.5
LTE 71	23.5	22.5

Tune-up Power (Full)			
WLAN 2.4GHz			
Mode	Channel	Frequency	SISO Ant 0 Max Tune up
802.11b	1	2412	16.0
	6	2437	16.0
	11	2462	16.0
802.11g	1	2412	15.5
	6	2437	15.5
	11	2462	15.5
802.11n HT20	1	2412	14.0
	6	2437	14.0
	11	2462	14.0

Tune-up Power (Full)			
Bluetooth			
Mode	Channel	Frequency	SISO Ant 0 Max Tune up
BR / EDR	0	2402	10.5
	39	2441	10.5
	78	2480	10.5
LE	0	2402	2.5
	19	2440	2.5
	39	2480	2.5

Tune-up Power (Full)			
WLAN 5.2GHz			
Mode	Channel	Frequency	SISO Ant 0 Max Tune up
802.11a	36	5180	18.0
	40	5200	18.0
	44	5220	18.0
	48	5240	18.0
802.11n HT20	36	5180	17.5
	40	5200	17.5
	44	5220	17.5
	48	5240	17.5
802.11n HT40	38	5190	17.0
	46	5230	17.0
802.11ac VHT20	36	5180	17.5
	40	5200	17.5
	44	5220	17.5
	48	5240	17.5
802.11ac VHT40	38	5190	17.0
	46	5230	17.0
802.11ac VHT80	42	5210	16.5

Tune-up Power (Full)			
WLAN 5.3GHz			
Mode	Channel	Frequency	SISO Ant 0 Max Tune up
802.11a	52	5260	18.0
	56	5280	18.0
	60	5300	18.0
	64	5320	18.0
802.11n HT20	52	5260	17.5
	56	5280	17.5
	60	5300	17.5
	64	5320	17.5
802.11n HT40	54	5270	16.5
	62	5310	16.5
802.11ac VHT20	52	5260	17.5
	56	5280	17.5
	60	5300	17.5
	64	5320	17.5
802.11ac VHT40	54	5270	17.0
	62	5310	17.0
802.11ac VHT80	58	5290	16.0

Tune-up Power (Full)			
WLAN 5.6GHz			
Mode	Channel	Frequency	SISO Ant 0 Max Tune up
802.11a	100	5500	17.5
	116	5580	17.5
	120	5600	17.5
	124	5620	17.5
	132	5660	17.5
	140	5700	17.5
	144	5720	17.5
802.11n HT20	100	5500	17.0
	116	5580	17.0
	120	5600	17.0
	124	5620	17.0
	132	5660	17.0
	140	5700	17.0
	144	5720	17.0
802.11n HT40	102	5510	16.0
	110	5550	16.0
	118	5590	16.0
	126	5630	16.0
	134	5670	16.0
	142	5710	16.0
802.11ac VHT20	100	5500	17.0
	116	5580	17.0
	120	5600	17.0
	124	5620	17.0
	132	5660	17.0
	140	5700	17.0
	144	5720	17.0
802.11ac VHT40	102	5510	16.0
	110	5550	16.0
	118	5590	16.0
	126	5630	16.0
	134	5670	16.0
	142	5710	16.0
802.11ac VHT80	106	5530	16.0
	122	5610	16.0
	138	5690	16.0

Tune-up Power (Full)			
WLAN 5.8GHz			
Mode	Channel	Frequency	SISO Ant 0 Max Tune up
802.11a	149	5745	16.5
	153	5765	16.5
	157	5785	16.5
	161	5805	16.5
	165	5825	16.5
802.11n HT20	149	5745	15.5
	153	5765	15.5
	157	5785	15.5
	161	5805	15.5
	165	5825	15.5
802.11n HT40	151	5755	15.0
	159	5795	15.0
802.11ac VHT20	149	5745	15.5
	153	5765	15.5
	157	5785	15.5
	161	5805	15.5
	165	5825	15.5
802.11ac VHT40	151	5755	15.0
	159	5795	15.0
802.11ac VHT80	155	5775	14.5

Appendix E. Measured Conducted Power Result

The measuring conducted power (Unit: dBm) are shown as below.

LTE Conducted Power (Full)							
LTE Band 2							
BW	MCS Index	RB Size	RB Offset	Low	Mid	High	3GPP MPR (dB)
		Channel		18700	18900	19100	
		Frequence (MHz)		1860	1880	1900	
20M	QPSK	1	0	22.39	22.23	22.31	0
		1	50	22.35	22.19	22.28	0
		1	99	22.21	22.03	22.21	0
		50	0	21.49	21.39	21.43	1
		50	25	21.47	21.32	21.37	1
		50	50	21.31	21.29	21.27	1
		100	0	21.35	21.21	21.32	1
20M	16QAM	1	0	21.32	21.20	21.25	1
		1	50	21.28	21.18	21.23	1
		1	99	20.85	20.84	20.83	1
		50	0	20.37	20.28	20.34	2
		50	25	20.29	20.12	20.25	2
		50	50	20.25	20.16	20.21	2
		100	0	20.29	20.22	20.26	2
		Channel		18675	18900	19125	3GPP MPR
		Frequence (MHz)		1857.5	1880	1902.5	
15M	QPSK	1	0	22.36	22.21	22.27	0
		1	37	22.27	22.09	22.20	0
		1	74	22.11	21.94	22.17	0
		36	0	21.43	21.31	21.42	1
		36	19	21.41	21.38	21.38	1
		36	39	21.22	21.28	21.25	1
		75	0	21.34	21.12	21.30	1
15M	16QAM	1	0	21.31	21.13	21.19	1
		1	37	21.23	21.14	21.21	1
		1	74	20.80	20.77	20.83	1
		36	0	20.28	20.25	20.30	2
		36	19	20.28	20.02	20.23	2
		36	39	20.15	20.15	20.12	2
		75	0	20.19	20.15	20.17	2

LTE Conducted Power (Full)							
LTE Band 2							
BW	MCS Index	Channel		18650	18900	19150	3GPP MPR
		Frequence (MHz)		1855	1880	1905	
10M	QPSK	1	0	22.33	22.13	22.25	0
		1	24	22.27	22.08	22.18	0
		1	49	22.21	21.96	22.17	0
		25	0	21.46	21.32	21.33	1
		25	12	21.47	21.41	21.47	1
		25	25	21.26	21.22	21.19	1
		50	0	21.34	21.12	21.25	1
10M	16QAM	1	0	21.28	21.17	21.25	1
		1	24	21.27	21.08	21.21	1
		1	49	20.83	20.80	20.74	1
		25	0	20.32	20.19	20.25	2
		25	12	20.29	20.09	20.21	2
		25	25	20.18	20.07	20.11	2
		50	0	20.19	20.17	20.21	2
BW	MCS Index	Channel		18625	18900	19175	3GPP MPR
		Frequence (MHz)		1852.5	1880	1907.5	
5M	QPSK	1	0	22.29	22.16	22.22	0
		1	12	22.25	22.13	22.20	0
		1	24	22.15	21.99	22.18	0
		12	0	21.42	21.29	21.39	1
		12	6	21.37	21.33	21.47	1
		12	13	21.26	21.21	21.19	1
		25	0	21.32	21.15	21.31	1
5M	16QAM	1	0	21.26	21.12	21.18	1
		1	12	21.25	21.09	21.21	1
		1	24	20.75	20.78	20.79	1
		12	0	20.37	20.18	20.34	2
		12	6	20.29	20.02	20.24	2
		12	13	20.21	20.10	20.14	2
		25	0	20.24	20.18	20.23	2

LTE Conducted Power (Full)							
LTE Band 2							
BW	MCS Index	Channel		18615	18900	19185	3GPP MPR
		Frequence (MHz)		1851.5	1880	1908.5	
3M	QPSK	1	0	22.25	22.12	22.18	0
		1	7	22.19	22.08	22.15	0
		1	14	22.07	21.96	22.11	0
		8	0	21.33	21.25	21.30	1
		8	3	21.29	21.30	21.44	1
		8	7	21.22	21.20	21.12	1
		15	0	21.25	21.07	21.24	1
3M	16QAM	1	0	21.25	21.05	21.17	1
		1	7	21.18	21.03	21.16	1
		1	14	20.75	20.70	20.73	1
		8	0	20.37	20.11	20.31	2
		8	3	20.24	20.00	20.18	2
		8	7	20.13	20.09	20.09	2
		15	0	20.21	20.08	20.18	2
BW	MCS Index	Channel		18607	18900	19193	3GPP MPR
		Frequence (MHz)		1850.7	1880	1909.3	
1.4M	QPSK	1	0	22.20	22.06	22.10	0
		1	2	22.14	22.04	22.06	0
		1	5	22.07	21.89	22.02	0
		3	0	21.31	21.21	21.24	0
		3	1	21.19	21.30	21.37	0
		3	3	21.16	21.19	21.03	0
		6	0	21.22	21.07	21.19	1
1.4M	16QAM	1	0	21.23	21.05	21.12	1
		1	2	21.08	20.97	21.10	1
		1	5	20.74	20.65	20.68	1
		3	0	20.30	20.02	20.24	1
		3	1	20.23	19.91	20.18	1
		3	3	20.13	20.00	20.05	1
		6	0	20.12	20.04	20.17	2

LTE Conducted Power (Full)							
LTE Band 4							
BW	MCS Index	RB Size	RB Offset	Low	Mid	High	3GPP MPR (dB)
		Channel		20050	20175	20300	
		Frequence (MHz)		1720	1732.5	1745	
20M	QPSK	1	0	22.22	22.34	22.39	0
		1	50	22.15	22.23	22.27	0
		1	99	22.18	22.19	22.25	0
		50	0	21.06	21.15	21.19	1
		50	25	21.00	21.00	21.08	1
		50	50	20.99	20.99	21.05	1
		100	0	21.06	21.10	21.13	1
20M	16QAM	1	0	20.89	20.97	21.06	1
		1	50	20.88	20.97	20.98	1
		1	99	20.84	20.88	20.89	1
		50	0	20.25	20.25	20.35	2
		50	25	20.12	20.17	20.29	2
		50	50	20.15	20.24	20.24	2
		100	0	20.00	20.08	20.18	2
BW	MCS Index	Channel		20025	20175	20325	3GPP MPR
		Frequence (MHz)		1717.5	1732.5	1747.5	
15M	QPSK	1	0	22.14	22.27	22.36	0
		1	37	22.10	22.21	22.25	0
		1	74	22.06	22.12	22.21	0
		36	0	20.97	21.10	21.18	1
		36	19	20.94	20.91	21.07	1
		36	39	20.90	20.91	20.95	1
		75	0	21.05	21.00	21.13	1
15M	16QAM	1	0	20.83	20.97	20.97	1
		1	37	20.79	20.89	20.89	1
		1	74	20.84	20.84	20.84	1
		36	0	20.22	20.16	20.27	2
		36	19	20.04	20.13	20.19	2
		36	39	20.08	20.15	20.23	2
		75	0	19.93	20.03	20.08	2

LTE Conducted Power (Full)							
LTE Band 4							
BW	MCS Index	Channel		20000	20175	20350	3GPP MPR
		Frequence (MHz)		1715	1732.5	1750	
10M	QPSK	1	0	22.11	22.17	22.31	0
		1	24	22.01	22.20	22.23	0
		1	49	21.96	22.12	22.12	0
		25	0	20.96	21.09	21.15	1
		25	12	20.90	20.88	20.98	1
		25	25	20.87	20.88	20.91	1
		50	0	21.02	20.91	21.10	1
10M	16QAM	1	0	20.78	20.92	20.93	1
		1	24	20.74	20.82	20.87	1
		1	49	20.81	20.82	20.76	1
		25	0	20.22	20.16	20.17	2
		25	12	20.02	20.07	20.17	2
		25	25	20.03	20.09	20.14	2
		50	0	19.86	19.96	20.04	2
BW	MCS Index	Channel		19975	20175	20375	3GPP MPR
		Frequence (MHz)		1712.5	1732.5	1752.5	
5M	QPSK	1	0	22.11	22.26	22.28	0
		1	12	22.01	22.20	22.23	0
		1	24	21.99	22.12	22.12	0
		12	0	20.87	21.09	21.17	1
		12	6	20.85	20.87	21.03	1
		12	13	20.90	20.91	20.85	1
		25	0	21.00	20.95	21.07	1
5M	16QAM	1	0	20.80	20.87	20.89	1
		1	12	20.71	20.81	20.83	1
		1	24	20.80	20.83	20.81	1
		12	0	20.17	20.16	20.17	2
		12	6	20.04	20.11	20.12	2
		12	13	20.00	20.10	20.16	2
		25	0	19.91	20.00	20.05	2

LTE Conducted Power (Full)							
LTE Band 4							
BW	MCS Index	Channel		19965	20175	20385	3GPP MPR
		Frequence (MHz)		1711.5	1732.5	1753.5	
3M	QPSK	1	0	22.11	22.20	22.22	0
		1	7	22.01	22.10	22.21	0
		1	14	21.93	22.06	22.02	0
		8	0	20.77	20.99	21.11	1
		8	3	20.80	20.87	20.96	1
		8	7	20.89	20.89	20.78	1
		15	0	20.99	20.89	20.97	1
3M	16QAM	1	0	20.74	20.79	20.81	1
		1	7	20.71	20.72	20.82	1
		1	14	20.74	20.77	20.75	1
		8	0	20.08	20.15	20.15	2
		8	3	19.94	20.04	20.05	2
		8	7	19.90	20.08	20.13	2
		15	0	19.86	19.92	19.97	2
BW	MCS Index	Channel		19957	20175	20393	3GPP MPR
		Frequence (MHz)		1710.7	1732.5	1754.3	
1.4M	QPSK	1	0	22.04	22.10	22.12	0
		1	2	22.01	22.08	22.17	0
		1	5	21.87	22.05	21.95	0
		3	0	20.70	20.91	21.01	0
		3	1	20.78	20.80	20.90	0
		3	3	20.82	20.83	20.72	0
		6	0	20.94	20.83	20.91	1
1.4M	16QAM	1	0	20.68	20.76	20.77	1
		1	2	20.63	20.71	20.78	1
		1	5	20.74	20.70	20.70	1
		3	0	20.08	20.09	20.11	1
		3	1	19.87	19.94	19.98	1
		3	3	19.84	20.04	20.08	1
		6	0	19.83	19.92	19.96	2

LTE Conducted Power (Full)							
LTE Band 5							
BW	MCS Index	RB Size	RB Offset	Low	Mid	High	3GPP MPR (dB)
		Channel		20450	20525	20600	
		Frequence (MHz)		829	836.5	844	
10M	QPSK	1	0	22.35	22.45	22.48	0
		1	24	22.32	22.40	22.44	0
		1	49	22.25	22.33	22.35	0
		25	0	21.34	21.34	21.41	1
		25	12	21.29	21.25	21.38	1
		25	25	21.27	21.32	21.35	1
		50	0	21.23	21.28	21.33	1
10M	16QAM	1	0	21.10	21.13	21.21	1
		1	24	21.00	21.09	21.15	1
		1	49	20.85	20.88	20.92	1
		25	0	20.38	20.39	20.47	2
		25	12	20.42	20.44	20.44	2
		25	25	20.40	20.41	20.41	2
		50	0	20.23	20.25	20.33	2
BW	MCS Index	Channel		20425	20525	20625	3GPP MPR
		Frequence (MHz)		826.5	836.5	846.5	
5M	QPSK	1	0	22.25	22.38	22.46	0
		1	12	22.29	22.31	22.35	0
		1	24	22.24	22.33	22.34	0
		12	0	21.29	21.31	21.35	1
		12	6	21.28	21.28	21.31	1
		12	13	21.20	21.25	21.30	1
		25	0	21.13	21.24	21.32	1
5M	16QAM	1	0	21.04	21.06	21.14	1
		1	12	20.90	21.05	21.15	1
		1	24	20.82	20.84	20.90	1
		12	0	20.37	20.31	20.43	2
		12	6	20.33	20.35	20.38	2
		12	13	20.30	20.34	20.38	2
		25	0	20.18	20.25	20.27	2

LTE Conducted Power (Full)							
LTE Band 5							
BW	MCS Index	Channel		20415	20525	20635	3GPP MPR
		Frequence (MHz)		825.5	836.5	847.5	
3M	QPSK	1	0	22.15	22.37	22.43	0
		1	7	22.28	22.26	22.32	0
		1	14	22.16	22.24	22.25	0
		8	0	21.28	21.26	21.34	1
		8	3	21.24	21.28	21.26	1
		8	7	21.14	21.25	21.27	1
		15	0	21.07	21.23	21.27	1
3M	16QAM	1	0	20.94	21.00	21.12	1
		1	7	20.84	21.04	21.07	1
		1	14	20.75	20.84	20.86	1
		8	0	20.31	20.27	20.33	2
		8	3	20.33	20.33	20.28	2
		8	7	20.27	20.24	20.32	2
		15	0	20.18	20.23	20.25	2
BW	MCS Index	Channel		20407	20525	20643	3GPP MPR
		Frequence (MHz)		824.7	836.5	848.3	
1.4M	QPSK	1	0	22.05	22.35	22.33	0
		1	2	22.20	22.21	22.30	0
		1	5	22.07	22.18	22.15	0
		3	0	21.19	21.17	21.32	0
		3	1	21.14	21.18	21.23	0
		3	3	21.08	21.20	21.18	0
		6	0	21.00	21.17	21.25	1
1.4M	16QAM	1	0	20.86	20.97	21.09	1
		1	2	20.84	21.01	21.01	1
		1	5	20.68	20.82	20.82	1
		3	0	20.22	20.18	20.23	1
		3	1	20.32	20.27	20.19	1
		3	3	20.26	20.17	20.25	1
		6	0	20.09	20.15	20.20	2

LTE Conducted Power (Full)							
LTE Band 7							
BW	MCS Index	RB Size	RB Offset	Low	Mid	High	3GPP MPR (dB)
		Channel		20850	21100	21350	
		Frequence (MHz)		2510	2535	2560	
20M	QPSK	1	0	23.18	23.41	23.35	0
		1	50	23.15	23.35	23.25	0
		1	99	23.17	23.31	23.28	0
		50	0	22.29	22.33	22.30	1
		50	25	22.17	22.31	22.26	1
		50	50	22.12	22.25	22.20	1
		100	0	22.21	22.28	22.23	1
20M	16QAM	1	0	21.93	22.12	22.03	1
		1	50	22.03	22.08	22.07	1
		1	99	21.73	21.85	21.83	1
		50	0	21.20	21.24	21.22	2
		50	25	21.11	21.21	21.16	2
		50	50	21.02	21.15	21.09	2
		100	0	21.10	21.23	21.13	2
BW	MCS Index	Channel		20825	21100	21375	3GPP MPR
		Frequence (MHz)		2507.5	2535	2562.5	
15M	QPSK	1	0	23.19	23.35	23.27	0
		1	37	23.15	23.28	23.22	0
		1	74	23.08	23.22	23.16	0
		36	0	22.26	22.32	22.27	1
		36	19	22.08	22.25	22.21	1
		36	39	22.05	22.20	22.17	1
		75	0	22.15	22.18	22.15	1
15M	16QAM	1	0	21.92	22.05	22.01	1
		1	37	21.93	22.00	21.98	1
		1	74	21.63	21.76	21.83	1
		36	0	21.20	21.23	21.20	2
		36	19	21.09	21.21	21.10	2
		36	39	20.96	21.10	21.03	2
		75	0	21.07	21.16	21.08	2

LTE Conducted Power (Full)							
LTE Band 7							
BW	MCS Index	Channel		20800	21100	21400	3GPP MPR
		Frequence (MHz)		2505	2535	2565	
10M	QPSK	1	0	23.16	23.32	23.30	0
		1	24	23.10	23.25	23.19	0
		1	49	23.07	23.28	23.20	0
		25	0	22.20	22.29	22.29	1
		25	12	22.16	22.21	22.23	1
		25	25	22.08	22.16	22.20	1
		50	0	22.16	22.20	22.23	1
10M	16QAM	1	0	21.90	22.07	21.94	1
		1	24	22.01	22.00	22.01	1
		1	49	21.73	21.76	21.76	1
		25	0	21.19	21.20	21.20	2
		25	12	21.09	21.11	21.06	2
		25	25	20.95	21.15	21.08	2
		50	0	21.10	21.14	21.06	2
BW	MCS Index	Channel		20775	21100	21425	3GPP MPR
		Frequence (MHz)		2502.5	2535	2567.5	
5M	QPSK	1	0	23.13	23.26	23.22	0
		1	12	23.04	23.16	23.19	0
		1	24	23.02	23.26	23.12	0
		12	0	22.11	22.26	22.29	1
		12	6	22.14	22.13	22.15	1
		12	13	22.08	22.16	22.12	1
		25	0	22.12	22.18	22.22	1
5M	16QAM	1	0	21.88	22.01	21.90	1
		1	12	21.92	21.91	21.99	1
		1	24	21.64	21.70	21.69	1
		12	0	21.19	21.20	21.20	2
		12	6	21.07	21.04	21.00	2
		12	13	20.93	21.13	20.98	2
		25	0	21.05	21.11	20.99	2

LTE Conducted Power (Full)							
LTE Band 12							
BW	MCS Index	RB Size	RB Offset	Low	Mid	High	3GPP MPR (dB)
		Channel		23060	23095	23130	
		Frequence (MHz)		704	707.5	711	
10M	QPSK	1	0	22.26	22.13	22.37	0
		1	24	22.24	22.10	22.34	0
		1	49	22.20	22.07	22.31	0
		25	0	21.13	21.00	21.23	1
		25	12	21.05	20.91	21.21	1
		25	25	21.07	20.99	21.19	1
		50	0	21.11	21.07	21.14	1
10M	16QAM	1	0	20.96	20.88	21.02	1
		1	24	20.86	20.79	20.91	1
		1	49	20.83	20.74	20.87	1
		25	0	20.32	20.24	20.39	2
		25	12	20.20	20.08	20.29	2
		25	25	20.08	20.01	20.16	2
		50	0	20.21	20.13	20.21	2
BW	MCS Index	Channel		23035	23095	23155	3GPP MPR
		Frequence (MHz)		701.5	707.5	713.5	
5M	QPSK	1	0	22.25	22.03	22.32	0
		1	12	22.16	22.09	22.27	0
		1	24	22.12	22.07	22.27	0
		12	0	21.11	20.97	21.14	1
		12	6	21.11	21.00	21.12	1
		12	13	21.16	21.06	21.16	1
		25	0	21.03	21.07	21.04	1
5M	16QAM	1	0	20.96	20.81	20.98	1
		1	12	20.86	20.76	20.81	1
		1	24	20.77	20.69	20.84	1
		12	0	20.24	20.17	20.33	2
		12	6	20.20	20.01	20.24	2
		12	13	20.08	19.93	20.10	2
		25	0	20.05	20.03	20.11	2

LTE Conducted Power (Full)							
LTE Band 12							
BW	MCS Index	Channel		23025	23095	23165	3GPP MPR
		Frequence (MHz)		700.5	707.5	714.5	
3M	QPSK	1	0	22.16	22.02	22.27	0
		1	7	22.14	22.03	22.26	0
		1	14	22.11	22.03	22.20	0
		8	0	21.05	20.93	21.07	1
		8	3	21.06	20.98	21.10	1
		8	7	21.10	20.97	21.16	1
		15	0	20.99	20.99	20.95	1
3M	16QAM	1	0	20.93	20.76	20.91	1
		1	7	20.80	20.75	20.77	1
		1	14	20.70	20.69	20.78	1
		8	0	20.21	20.15	20.25	2
		8	3	20.18	19.99	20.24	2
		8	7	20.05	19.93	20.08	2
		15	0	20.02	19.94	20.06	2
BW	MCS Index	Channel		23017	23095	23173	3GPP MPR
		Frequence (MHz)		699.7	707.5	715.3	
1.4M	QPSK	1	0	22.15	21.99	22.20	0
		1	2	22.14	22.01	22.19	0
		1	5	22.01	21.99	22.18	0
		3	0	21.03	20.93	20.97	0
		3	1	21.05	20.98	21.02	0
		3	3	21.07	20.96	21.10	0
		6	0	20.90	20.92	20.88	1
1.4M	16QAM	1	0	20.89	20.76	20.81	1
		1	2	20.78	20.73	20.67	1
		1	5	20.67	20.61	20.75	1
		3	0	20.18	20.07	20.24	1
		3	1	20.12	19.90	20.22	1
		3	3	20.04	19.84	20.03	1
		6	0	20.02	19.92	19.99	2

LTE Conducted Power (Full)							
LTE Band 13							
BW	MCS Index	RB Size	RB Offset		Mid		3GPP MPR (dB)
		Channel			23230		
		Frequence (MHz)			782		
10M	QPSK	1	0		22.95		0
		1	24		22.92		0
		1	49		22.82		0
		25	0		21.83		1
		25	12		21.75		1
		25	25		21.65		1
		50	0		21.73		1
10M	16QAM	1	0		21.64		1
		1	24		21.61		1
		1	49		21.58		1
		25	0		20.83		2
		25	12		20.80		2
		25	25		20.73		2
		50	0		20.76		2
BW	MCS Index	Channel		23205	23230	23255	3GPP MPR
		Frequence (MHz)		779.5	782	784.5	
5M	QPSK	1	0	22.77	22.86	22.87	0
		1	12	22.75	22.90	22.80	0
		1	24	22.75	22.76	22.79	0
		12	0	21.69	21.75	21.79	1
		12	6	21.62	21.69	21.57	1
		12	13	21.50	21.63	21.51	1
		25	0	21.56	21.72	21.70	1
5M	16QAM	1	0	21.51	21.55	21.63	1
		1	12	21.48	21.58	21.54	1
		1	24	21.44	21.53	21.49	1
		12	0	20.60	20.82	20.77	2
		12	6	20.64	20.73	20.69	2
		12	13	20.59	20.65	20.62	2
		25	0	20.61	20.69	20.65	2

LTE Conducted Power (Full)							
LTE Band 14							
BW	MCS Index	RB Size	RB Offset		Mid		3GPP MPR (dB)
		Channel			23330		
		Frequence (MHz)			793		
10M	QPSK	1	0		22.47		0
		1	24		22.45		0
		1	49		22.38		0
		25	0		21.49		1
		25	12		21.46		1
		25	25		21.25		1
		50	0		21.31		1
10M	16QAM	1	0		21.16		1
		1	24		21.12		1
		1	49		21.05		1
		25	0		20.46		2
		25	12		20.43		2
		25	25		20.34		2
		50	0		20.38		2
BW	MCS Index	Channel		23305	23330	23355	3GPP MPR
		Frequence (MHz)		790.5	793	795.5	
5M	QPSK	1	0	22.35	22.44	22.27	0
		1	12	22.31	22.42	22.23	0
		1	24	22.25	22.36	22.25	0
		12	0	21.31	21.41	21.29	1
		12	6	21.41	21.36	21.40	1
		12	13	21.19	21.18	21.13	1
		25	0	21.22	21.28	21.10	1
5M	16QAM	1	0	21.04	21.12	20.99	1
		1	12	21.04	21.05	20.97	1
		1	24	20.93	20.95	20.99	1
		12	0	20.39	20.37	20.41	2
		12	6	20.38	20.39	20.32	2
		12	13	20.26	20.30	20.16	2
		25	0	20.29	20.32	20.23	2

LTE Conducted Power (Full)							
LTE Band 17							
BW	MCS Index	RB Size	RB Offset	Low	Mid	High	3GPP MPR (dB)
		Channel		23780	23790	23800	
		Frequence (MHz)		709	710	711	
10M	QPSK	1	0	22.77	22.68	22.72	0
		1	24	22.62	22.47	22.54	0
		1	49	22.55	22.45	22.47	0
		25	0	21.76	21.70	21.73	1
		25	12	21.72	21.67	21.68	1
		25	25	21.68	21.55	21.62	1
		50	0	21.66	21.49	21.58	1
10M	16QAM	1	0	21.53	21.43	21.44	1
		1	24	21.49	21.47	21.48	1
		1	49	21.42	21.26	21.32	1
		25	0	20.74	20.58	20.66	2
		25	12	20.71	20.67	20.69	2
		25	25	20.64	20.57	20.60	2
		50	0	20.69	20.58	20.63	2
BW	MCS Index	Channel		23755	23790	23825	3GPP MPR
		Frequence (MHz)		706.5	710	713.5	
5M	QPSK	1	0	22.72	22.61	22.70	0
		1	12	22.61	22.39	22.51	0
		1	24	22.45	22.37	22.46	0
		12	0	21.68	21.69	21.70	1
		12	6	21.72	21.66	21.61	1
		12	13	21.68	21.50	21.62	1
		25	0	21.62	21.44	21.56	1
5M	16QAM	1	0	21.52	21.39	21.38	1
		1	12	21.41	21.41	21.44	1
		1	24	21.32	21.22	21.30	1
		12	0	20.73	20.51	20.64	2
		12	6	20.66	20.61	20.59	2
		12	13	20.54	20.53	20.58	2
		25	0	20.68	20.57	20.60	2

LTE Conducted Power (Full)							
LTE Band 25							
BW	MCS Index	RB Size	RB Offset	Low	Mid	High	3GPP MPR (dB)
		Channel		26140	26365	26590	
		Frequence (MHz)		1860	1882.5	1905	
20M	QPSK	1	0	22.85	22.77	22.83	0
		1	50	22.77	22.64	22.72	0
		1	99	22.68	22.54	22.61	0
		50	0	21.88	21.78	21.85	1
		50	25	21.73	21.68	21.71	1
		50	50	21.70	21.54	21.63	1
		100	0	21.76	21.62	21.71	1
20M	16QAM	1	0	21.43	21.34	21.40	1
		1	50	21.29	21.29	21.29	1
		1	99	21.16	21.10	21.13	1
		50	0	20.86	20.75	20.84	2
		50	25	20.79	20.67	20.74	2
		50	50	20.73	20.57	20.65	2
		100	0	20.75	20.60	20.68	2
BW	MCS Index	Channel		26115	26365	26615	3GPP MPR
		Frequence (MHz)		1857.5	1882.5	1907.5	
15M	QPSK	1	0	22.81	22.67	22.76	0
		1	37	22.68	22.55	22.68	0
		1	74	22.62	22.47	22.61	0
		36	0	21.85	21.82	21.78	1
		36	19	21.67	21.66	21.70	1
		36	39	21.65	21.46	21.63	1
		75	0	21.68	21.58	21.62	1
15M	16QAM	1	0	21.38	21.26	21.36	1
		1	37	21.24	21.28	21.22	1
		1	74	21.13	21.03	21.07	1
		36	0	20.81	20.70	20.74	2
		36	19	20.71	20.64	20.71	2
		36	39	20.63	20.55	20.55	2
		75	0	20.72	20.57	20.67	2

LTE Conducted Power (Full)							
LTE Band 25							
BW	MCS Index	Channel		26090	26365	26640	3GPP MPR
		Frequence (MHz)		1855	1882.5	1910	
10M	QPSK	1	0	22.76	22.62	22.70	0
		1	24	22.66	22.54	22.64	0
		1	49	22.52	22.45	22.57	0
		25	0	21.83	21.81	21.72	1
		25	12	21.67	21.56	21.63	1
		25	25	21.61	21.41	21.57	1
		50	0	21.64	21.52	21.53	1
10M	16QAM	1	0	21.36	21.22	21.29	1
		1	24	21.23	21.23	21.16	1
		1	49	21.04	20.97	21.03	1
		25	0	20.71	20.66	20.69	2
		25	12	20.68	20.56	20.71	2
		25	25	20.57	20.49	20.47	2
		50	0	20.71	20.55	20.63	2
BW	MCS Index	Channel		26065	26365	26665	3GPP MPR
		Frequence (MHz)		1852.5	1882.5	1912.5	
5M	QPSK	1	0	22.73	22.59	22.67	0
		1	12	22.57	22.47	22.54	0
		1	24	22.43	22.42	22.52	0
		12	0	21.76	21.75	21.63	1
		12	6	21.66	21.53	21.59	1
		12	13	21.58	21.34	21.51	1
		25	0	21.54	21.52	21.48	1
5M	16QAM	1	0	21.33	21.15	21.29	1
		1	12	21.20	21.15	21.16	1
		1	24	21.00	20.90	20.93	1
		12	0	20.70	20.63	20.64	2
		12	6	20.66	20.48	20.69	2
		12	13	20.56	20.45	20.37	2
		25	0	20.62	20.54	20.57	2

LTE Conducted Power (Full)							
LTE Band 25							
BW	MCS Index	Channel		26055	26365	26675	3GPP MPR
		Frequence (MHz)		1851.5	1882.5	1913.5	
3M	QPSK	1	0	22.70	22.58	22.66	0
		1	7	22.48	22.38	22.51	0
		1	14	22.34	22.36	22.45	0
		8	0	21.66	21.74	21.57	1
		8	3	21.58	21.44	21.50	1
		8	7	21.57	21.26	21.45	1
		15	0	21.44	21.46	21.40	1
3M	16QAM	1	0	21.23	21.09	21.27	1
		1	7	21.17	21.11	21.07	1
		1	14	20.93	20.89	20.93	1
		8	0	20.64	20.63	20.59	2
		8	3	20.66	20.46	20.63	2
		8	7	20.54	20.37	20.32	2
		15	0	20.62	20.44	20.52	2
BW	MCS Index	Channel		26047	26365	26683	3GPP MPR
		Frequence (MHz)		1850.7	1882.5	1914.3	
1.4M	QPSK	1	0	22.61	22.51	22.61	0
		1	2	22.41	22.31	22.43	0
		1	5	22.28	22.36	22.35	0
		3	0	21.57	21.72	21.47	0
		3	1	21.57	21.40	21.45	0
		3	3	21.55	21.22	21.42	0
		6	0	21.44	21.40	21.38	1
1.4M	16QAM	1	0	21.21	21.05	21.23	1
		1	2	21.13	21.07	20.98	1
		1	5	20.83	20.84	20.87	1
		3	0	20.56	20.60	20.51	1
		3	1	20.65	20.36	20.59	1
		3	3	20.44	20.37	20.32	1
		6	0	20.58	20.44	20.50	2

LTE Conducted Power (Full)							
LTE Band 26							
BW	MCS Index	RB Size	RB Offset	Low	Mid	High	3GPP MPR (dB)
		Channel		26765	26865	26965	
		Frequence (MHz)		821.5	831.5	841.5	
15M	QPSK	1	0	22.65	22.77	22.86	0
		1	37	22.63	22.73	22.83	0
		1	74	22.58	22.69	22.78	0
		36	0	21.63	21.66	21.73	1
		36	19	21.63	21.66	21.69	1
		36	39	21.48	21.55	21.62	1
		75	0	21.52	21.58	21.67	1
15M	16QAM	1	0	21.31	21.34	21.35	1
		1	37	21.37	21.47	21.55	1
		1	74	21.28	21.32	21.34	1
		36	0	20.65	20.65	20.66	2
		36	19	20.59	20.67	20.77	2
		36	39	20.56	20.64	20.71	2
		75	0	20.49	20.58	20.68	2
BW	MCS Index	Channel		26740	26865	26990	3GPP MPR
		Frequence (MHz)		819	831.5	844	
10M	QPSK	1	0	22.61	22.67	22.83	0
		1	24	22.62	22.66	22.81	0
		1	49	22.60	22.66	22.78	0
		25	0	21.55	21.65	21.63	1
		25	12	21.58	21.56	21.63	1
		25	25	21.48	21.51	21.58	1
		50	0	21.49	21.49	21.62	1
10M	16QAM	1	0	21.27	21.27	21.26	1
		1	24	21.36	21.38	21.51	1
		1	49	21.28	21.31	21.29	1
		25	0	20.62	20.58	20.59	2
		25	12	20.51	20.66	20.70	2
		25	25	20.56	20.57	20.62	2
		50	0	20.40	20.58	20.61	2

LTE Conducted Power (Full)							
LTE Band 26							
BW	MCS Index	Channel		26715	26865	27015	3GPP MPR
		Frequence (MHz)		816.5	831.5	846.5	
5M	QPSK	1	0	22.60	22.74	22.79	0
		1	12	22.60	22.73	22.73	0
		1	24	22.63	22.61	22.71	0
		12	0	21.59	21.60	21.63	1
		12	6	21.59	21.66	21.60	1
		12	13	21.41	21.52	21.52	1
		25	0	21.44	21.58	21.61	1
5M	16QAM	1	0	21.28	21.34	21.26	1
		1	12	21.33	21.40	21.52	1
		1	24	21.20	21.29	21.29	1
		12	0	20.62	20.56	20.58	2
		12	6	20.57	20.57	20.70	2
		12	13	20.53	20.62	20.71	2
		25	0	20.49	20.50	20.67	2
BW	MCS Index	Channel		26705	26865	27025	3GPP MPR
		Frequence (MHz)		815.5	831.5	847.5	
3M	QPSK	1	0	22.55	22.70	22.74	0
		1	7	22.54	22.65	22.72	0
		1	14	22.57	22.59	22.67	0
		8	0	21.52	21.56	21.58	1
		8	3	21.59	21.62	21.51	1
		8	7	21.37	21.47	21.48	1
		15	0	21.44	21.57	21.61	1
3M	16QAM	1	0	21.24	21.26	21.17	1
		1	7	21.30	21.39	21.51	1
		1	14	21.16	21.23	21.23	1
		8	0	20.53	20.51	20.58	2
		8	3	20.56	20.51	20.70	2
		8	7	20.48	20.59	20.63	2
		15	0	20.45	20.48	20.61	2

LTE Conducted Power (Full)							
LTE Band 26							
BW	MCS Index	Channel		26697	26865	27033	3GPP MPR
		Frequence (MHz)		814.7	831.5	848.3	
1.4M	QPSK	1	0	22.51	22.65	22.70	0
		1	2	22.50	22.65	22.67	0
		1	5	22.53	22.55	22.64	0
		3	0	21.53	21.56	21.63	0
		3	1	21.55	21.58	21.56	0
		3	3	21.35	21.43	21.49	0
		6	0	21.34	21.53	21.56	1
1.4M	16QAM	1	0	21.27	21.25	21.20	1
		1	2	21.25	21.37	21.48	1
		1	5	21.10	21.26	21.25	1
		3	0	20.53	20.46	20.51	1
		3	1	20.48	20.51	20.61	1
		3	3	20.48	20.53	20.61	1
		6	0	20.40	20.50	20.57	2

LTE Conducted Power (Full)									
LTE Band 41									
BW	MCS Index	RB Size	RB Offset	Low	Mid	Mid	Mid	High	3GPP MPR (dB)
		Channel		39750	40185	40620	41055	41490	
		Frequence (MHz)		2506	2549.5	2593	2636.5	2680	
20M	QPSK	1	0	21.87	21.82	21.77	21.85	22.48	0
		1	50	21.83	21.76	21.68	21.81	22.39	0
		1	99	21.60	21.52	21.51	21.53	22.14	0
		50	0	20.86	20.75	20.71	20.85	21.41	1
		50	25	20.71	20.67	20.63	20.69	21.28	1
		50	50	20.70	20.58	20.48	20.66	21.23	1
		100	0	20.70	20.59	20.56	20.60	21.20	1
20M	16QAM	1	0	21.00	20.77	20.82	20.84	21.17	1
		1	50	20.86	20.74	20.66	20.74	20.90	1
		1	99	20.57	20.51	20.44	20.50	20.84	1
		50	0	19.88	19.77	19.74	19.78	20.26	2
		50	25	19.77	19.66	19.59	19.69	20.23	2
		50	50	19.71	19.63	19.56	19.66	20.12	2
		100	0	19.72	19.61	19.53	19.68	20.21	2
BW	MCS Index	Channel		39725	40173	40620	41068	41515	3GPP MPR
		Frequence (MHz)		2503.5	2548.3	2593	2637.8	2682.5	
15M	QPSK	1	0	21.84	21.78	21.74	21.82	22.44	0
		1	37	21.79	21.70	21.67	21.81	22.34	0
		1	74	21.55	21.52	21.51	21.49	22.06	0
		36	0	20.78	20.66	20.69	20.82	21.32	1
		36	19	20.71	20.67	20.56	20.64	21.27	1
		36	39	20.70	20.55	20.45	20.61	21.20	1
		75	0	20.69	20.53	20.52	20.51	21.17	1
15M	16QAM	1	0	20.77	20.73	20.77	20.82	21.43	1
		1	37	20.81	20.71	20.68	20.79	21.30	1
		1	74	20.57	20.43	20.51	20.43	21.04	1
		36	0	19.82	19.75	19.63	19.75	20.37	2
		36	19	19.65	19.57	19.60	19.64	20.23	2
		36	39	19.62	19.48	19.43	19.59	20.16	2
		75	0	19.64	19.49	19.50	19.61	20.17	2

LTE Conducted Power (Full)									
LTE Band 41									
BW	MCS Index	Channel		39700	40160	40620	41080	41540	3GPP MPR
		Frequence (MHz)		2501	2547	2593	2639	2685	
10M	QPSK	1	0	21.81	21.70	21.70	21.77	22.40	0
		1	24	21.72	21.60	21.64	21.76	22.27	0
		1	49	21.53	21.51	21.49	21.44	21.99	0
		25	0	20.69	20.56	20.65	20.77	21.28	1
		25	12	20.70	20.58	20.56	20.54	21.27	1
		25	25	20.68	20.48	20.43	20.53	21.19	1
		50	0	20.62	20.45	20.49	20.50	21.09	1
10M	16QAM	1	0	20.80	20.72	20.68	20.74	21.41	1
		1	24	20.72	20.66	20.58	20.75	21.33	1
		1	49	20.49	20.42	20.50	20.40	20.96	1
		25	0	19.74	19.59	19.62	19.81	20.26	2
		25	12	19.65	19.57	19.52	19.59	20.19	2
		25	25	19.66	19.46	19.35	19.59	20.16	2
		50	0	19.68	19.47	19.43	19.49	20.17	2
BW	MCS Index	Channel		39675	40148	40620	41093	41565	3GPP MPR
		Frequence (MHz)		2498.5	2545.8	2593	2640.3	2687.5	
5M	QPSK	1	0	21.78	21.65	21.60	21.67	22.32	0
		1	12	21.62	21.50	21.59	21.67	22.26	0
		1	24	21.49	21.50	21.45	21.42	21.90	0
		12	0	20.69	20.50	20.56	20.69	21.28	1
		12	6	20.68	20.55	20.52	20.50	21.21	1
		12	13	20.58	20.39	20.33	20.53	21.09	1
		25	0	20.61	20.36	20.48	20.47	21.09	1
5M	16QAM	1	0	20.77	20.60	20.63	20.69	21.30	1
		1	12	20.67	20.58	20.54	20.70	21.20	1
		1	24	20.52	20.49	20.45	20.39	20.90	1
		12	0	19.69	19.56	19.57	19.76	20.18	2
		12	6	19.61	19.50	19.50	19.44	20.27	2
		12	13	19.55	19.44	19.35	19.41	20.10	2
		25	0	19.56	19.46	19.40	19.45	20.16	2

LTE Conducted Power (Full)							
LTE Band 66							
BW	MCS Index	RB Size	RB Offset	Low	Mid	High	3GPP MPR (dB)
		Channel		132072	132322	132572	
		Frequence (MHz)		1720	1745	1770	
20M	QPSK	1	0	22.33	22.46	22.38	0
		1	50	22.30	22.44	22.35	0
		1	99	22.29	22.38	22.31	0
		50	0	21.41	21.47	21.43	1
		50	25	21.27	21.43	21.33	1
		50	50	21.27	21.40	21.33	1
		100	0	21.26	21.37	21.31	1
20M	16QAM	1	0	20.94	21.06	20.99	1
		1	50	20.88	21.03	20.93	1
		1	99	20.89	20.96	20.92	1
		50	0	20.48	20.48	20.48	2
		50	25	20.28	20.43	20.38	2
		50	50	20.36	20.38	20.37	2
		100	0	20.29	20.40	20.38	2
BW	MCS Index	Channel		132047	132322	132597	3GPP MPR
		Frequence (MHz)		1717.5	1745	1772.5	
15M	QPSK	1	0	22.28	22.43	22.36	0
		1	37	22.21	22.36	22.31	0
		1	74	22.26	22.29	22.26	0
		36	0	21.35	21.47	21.36	1
		36	19	21.26	21.39	21.24	1
		36	39	21.22	21.30	21.26	1
		75	0	21.20	21.30	21.28	1
15M	16QAM	1	0	20.88	21.04	20.99	1
		1	37	20.87	20.99	20.83	1
		1	74	20.80	20.90	20.84	1
		36	0	20.41	20.38	20.38	2
		36	19	20.20	20.40	20.36	2
		36	39	20.27	20.31	20.36	2
		75	0	20.28	20.36	20.30	2

LTE Conducted Power (Full)							
LTE Band 66							
BW	MCS Index	Channel		132022	132322	132622	3GPP MPR
		Frequence (MHz)		1715	1745	1775	
10M	QPSK	1	0	22.27	22.38	22.33	0
		1	24	22.25	22.35	22.30	0
		1	49	22.29	22.33	22.28	0
		25	0	21.39	21.47	21.40	1
		25	12	21.26	21.39	21.32	1
		25	25	21.27	21.32	21.26	1
		50	0	21.17	21.27	21.22	1
10M	16QAM	1	0	20.88	21.03	20.91	1
		1	24	20.79	20.97	20.91	1
		1	49	20.89	20.90	20.83	1
		25	0	20.42	20.38	20.44	2
		25	12	20.21	20.43	20.38	2
		25	25	20.30	20.28	20.30	2
		50	0	20.26	20.38	20.32	2
BW	MCS Index	Channel		131997	132322	132647	3GPP MPR
		Frequence (MHz)		1712.5	1745	1777.5	
5M	QPSK	1	0	22.26	22.33	22.29	0
		1	12	22.24	22.27	22.24	0
		1	24	22.19	22.25	22.22	0
		12	0	21.34	21.41	21.33	1
		12	6	21.23	21.34	21.22	1
		12	13	21.18	21.31	21.23	1
		25	0	21.16	21.22	21.15	1
5M	16QAM	1	0	20.85	20.93	20.86	1
		1	12	20.79	20.93	20.85	1
		1	24	20.81	20.82	20.79	1
		12	0	20.38	20.31	20.37	2
		12	6	20.17	20.37	20.31	2
		12	13	20.21	20.20	20.26	2
		25	0	20.20	20.37	20.26	2

LTE Conducted Power (Full)							
LTE Band 66							
BW	MCS Index	Channel		131987	132322	132657	3GPP MPR
		Frequence (MHz)		1711.5	1745	1778.5	
3M	QPSK	1	0	22.24	22.29	22.27	0
		1	7	22.19	22.27	22.20	0
		1	14	22.09	22.16	22.15	0
		8	0	21.30	21.40	21.24	1
		8	3	21.19	21.33	21.15	1
		8	7	21.14	21.28	21.15	1
		15	0	21.09	21.12	21.08	1
3M	16QAM	1	0	20.79	20.86	20.82	1
		1	7	20.73	20.90	20.81	1
		1	14	20.79	20.75	20.75	1
		8	0	20.34	20.30	20.33	2
		8	3	20.09	20.37	20.22	2
		8	7	20.15	20.20	20.22	2
		15	0	20.19	20.33	20.22	2
BW	MCS Index	Channel		131979	132322	132665	3GPP MPR
		Frequence (MHz)		1710.7	1745	1779.3	
1.4M	QPSK	1	0	22.19	22.30	22.20	0
		1	2	22.15	22.17	22.18	0
		1	5	22.11	22.21	22.16	0
		3	0	21.34	21.41	21.27	0
		3	1	21.15	21.28	21.19	0
		3	3	21.18	21.29	21.18	0
		6	0	21.07	21.22	21.09	1
1.4M	16QAM	1	0	20.85	20.83	20.80	1
		1	2	20.74	20.86	20.75	1
		1	5	20.72	20.81	20.75	1
		3	0	20.31	20.28	20.34	1
		3	1	20.12	20.30	20.24	1
		3	3	20.16	20.11	20.19	1
		6	0	20.12	20.28	20.18	2

LTE Conducted Power (Full)							
LTE Band 71							
BW	MCS Index	RB Size	RB Offset	Low	Mid	High	3GPP MPR (dB)
		Channel		133222	133297	133372	
		Frequence (MHz)		673	680.5	688	
20M	QPSK	1	0	23.38	23.28	23.46	0
		1	50	23.33	23.24	23.42	0
		1	99	23.30	23.18	23.38	0
		50	0	22.40	22.36	22.46	1
		50	25	22.32	22.22	22.40	1
		50	50	22.25	22.22	22.33	1
		100	0	22.40	22.40	22.44	1
20M	16QAM	1	0	22.14	22.04	22.23	1
		1	50	22.29	22.19	22.37	1
		1	99	22.10	22.07	22.13	1
		50	0	21.41	21.32	21.48	2
		50	25	21.34	21.28	21.43	2
		50	50	21.30	21.26	21.41	2
		100	0	21.35	21.32	21.45	2
BW	MCS Index	Channel		133197	133297	133397	3GPP MPR
		Frequence (MHz)		670.5	680.5	690.5	
15M	QPSK	1	0	23.38	23.32	23.43	0
		1	37	23.31	23.24	23.38	0
		1	74	23.20	23.10	23.29	0
		36	0	22.39	22.30	22.41	1
		36	19	22.29	22.22	22.39	1
		36	39	22.21	22.18	22.28	1
		75	0	22.31	22.37	22.38	1
15M	16QAM	1	0	22.06	21.96	22.13	1
		1	37	22.20	22.11	22.27	1
		1	74	22.01	21.97	22.12	1
		36	0	21.31	21.29	21.43	2
		36	19	21.33	21.21	21.36	2
		36	39	21.20	21.17	21.38	2
		75	0	21.30	21.27	21.43	2

LTE Conducted Power (Full)							
LTE Band 71							
BW	MCS Index	Channel		133172	133297	133422	3GPP MPR
		Frequence (MHz)		668	680.5	693	
10M	QPSK	1	0	23.35	23.26	23.38	0
		1	24	23.33	23.24	23.36	0
		1	49	23.26	23.15	23.29	0
		25	0	22.34	22.33	22.44	1
		25	12	22.31	22.18	22.30	1
		25	25	22.24	22.13	22.24	1
		50	0	22.33	22.35	22.40	1
10M	16QAM	1	0	22.06	22.03	22.17	1
		1	24	22.19	22.15	22.30	1
		1	49	22.01	22.01	22.07	1
		25	0	21.31	21.23	21.42	2
		25	12	21.27	21.25	21.39	2
		25	25	21.29	21.26	21.39	2
		50	0	21.33	21.31	21.37	2
BW	MCS Index	Channel		133147	133297	133447	3GPP MPR
		Frequence (MHz)		665.5	680.5	695.5	
5M	QPSK	1	0	23.30	23.22	23.36	0
		1	12	23.30	23.19	23.26	0
		1	24	23.22	23.14	23.29	0
		12	0	22.27	22.31	22.44	1
		12	6	22.29	22.09	22.23	1
		12	13	22.19	22.03	22.19	1
		25	0	22.31	22.33	22.36	1
5M	16QAM	1	0	22.05	22.00	22.13	1
		1	12	22.17	22.15	22.22	1
		1	24	21.93	21.94	21.98	1
		12	0	21.23	21.21	21.38	2
		12	6	21.26	21.26	21.37	2
		12	13	21.23	21.21	21.29	2
		25	0	21.26	21.24	21.34	2

Conducted Power (Full)			
WLAN2.4GHz Ant 0			
Mode	Channel	Frequency	SISO Ant 0 Avg. Power
802.11b	1	2412	15.28
	6	2437	15.69
	11	2462	15.23
802.11g	1	2412	15.07
	6	2437	15.22
	11	2462	13.62
802.11n HT20	1	2412	13.68
	6	2437	13.6
	11	2462	12.81

Conducted Power (Full)			
Bluetooth Ant 0			
Mode	Channel	Frequency	SISO Ant 0 Avg. Power
BR / EDR	0	2402	9.99
	39	2441	10.01
	78	2480	9.98
LE	0	2402	2.1
	19	2440	2.18
	39	2480	1.67

Conducted Power (Full)			
WLAN 5.3GHz Ant 0			
Mode	Channel	Frequency	SISO Ant 0 Avg. Power
802.11a	52	5260	17.89
	56	5280	17.63
	60	5300	17.57
	64	5320	17.49
802.11n HT20	52	5260	17.11
	56	5280	16.89
	60	5300	16.75
	64	5320	17.04
802.11n HT40	54	5270	16.01
	62	5310	15.86
802.11ac VHT20	52	5260	17.12
	56	5280	17.09
	60	5300	17.03
	64	5320	17.05
802.11ac VHT40	54	5270	16.57
	62	5310	15.88
802.11ac VHT80	58	5290	15.65

Conducted Power (Full)			
WLAN 5.6GHz Ant 0			
Mode	Channel	Frequency	SISO Ant 0 Avg. Power
802.11a	100	5500	17.47
	116	5580	17.41
	120	5600	17.21
	124	5620	17.13
	132	5660	16.85
	140	5700	16.68
	144	5720	16.65
802.11n HT20	100	5500	16.88
	116	5580	16.35
	120	5600	16.58
	124	5620	16.33
	132	5660	16.12
	140	5700	15.75
	144	5720	15.74
802.11n HT40	102	5510	15.75
	110	5550	15.81
	118	5590	15.55
	126	5630	15.68
	134	5670	15.22
	142	5710	15.2
802.11ac VHT20	100	5500	16.97
	116	5580	16.66
	120	5600	16.62
	124	5620	16.49
	132	5660	16.37
	140	5700	16.3
	144	5720	16.28
802.11ac VHT40	102	5510	15.86
	110	5550	15.82
	118	5590	15.78
	126	5630	15.54
	134	5670	15.24
	142	5710	15.22
802.11ac VHT80	106	5530	15.55
	122	5610	15.36
	138	5690	15.33

Conducted Power (Full)			
WLAN 5.8GHz Ant 0			
Mode	Channel	Frequency	SISO Ant 0 Avg. Power
802.11a	149	5745	16.28
	153	5765	16.03
	157	5785	15.85
	161	5805	15.61
	165	5825	15.33
802.11n HT20	149	5745	15.27
	153	5765	15.21
	157	5785	15.15
	161	5805	15.01
	165	5825	14.86
802.11n HT40	151	5755	14.77
	159	5795	13.85
802.11ac VHT20	149	5745	15.29
	153	5765	15.18
	157	5785	15.16
	161	5805	15.07
	165	5825	14.98
802.11ac VHT40	151	5755	14.78
	159	5795	14.02
802.11ac VHT80	155	5775	14.25

Appendix F. SAR Test Result

SAR Results for Extremity Exposure Condition.

Note:
1. SAR testing for WLAN / BT was performed on the maximum power mode.
2. SAR testing for LTE was performed on the maximum power mode.
3. The “< 0.001” means there is no SAR value or the SAR is too low to be measured.

Extremity SAR Test Result

System & Position								SAR							
Plot No.	Band	Mode	Test Position	Separation Distance (mm)	Channel	RB#	RB offset	Duty Cycle	Crest Factor	Max. Tune-up Power (dBm)	Measured Conducted Power (dBm)	Scaling Factor	Power Drift (dB)	Measured SAR-10g (W/kg)	Scaled SAR-10g (W/kg)
	LTE 2	QPSK20M	Front Face	0	18700	1	0	-	1.00	22.50	22.39	1.03	-0.01	0.156	0.16
	LTE 2	QPSK20M	Rear Face	0	18700	1	0	-	1.00	22.50	22.39	1.03	0.01	0.317	0.33
	LTE 2	QPSK20M	Left Side	0	18700	1	0	-	1.00	22.50	22.39	1.03	-0.19	0.309	0.32
	LTE 2	QPSK20M	Right Side	0	18700	1	0	-	1.00	22.50	22.39	1.03	0.19	0.409	0.42
	LTE 2	QPSK20M	Top Side	0	18700	1	0	-	1.00	22.50	22.39	1.03	-0.14	0.066	0.07
	LTE 2	QPSK20M	Bottom Side	0	18700	1	0	-	1.00	22.50	22.39	1.03	0.07	0.021	0.02
	LTE 2	QPSK20M	Front Face	0	18700	50	0	-	1.00	21.50	21.49	1.00	0.19	0.124	0.12
	LTE 2	QPSK20M	Rear Face	0	18700	50	0	-	1.00	21.50	21.49	1.00	0.11	0.253	0.25
	LTE 2	QPSK20M	Left Side	0	18700	50	0	-	1.00	21.50	21.49	1.00	0.05	0.276	0.28
	LTE 2	QPSK20M	Right Side	0	18700	50	0	-	1.00	21.50	21.49	1.00	0.06	0.397	0.40
	LTE 2	QPSK20M	Top Side	0	18700	50	0	-	1.00	21.50	21.49	1.00	-0.09	0.053	0.05
	LTE 2	QPSK20M	Bottom Side	0	18700	50	0	-	1.00	21.50	21.49	1.00	-0.04	0.017	0.02
	LTE 2	QPSK20M	Right Side	0	18900	1	0	-	1.00	22.50	22.23	1.06	0.13	0.468	0.50
1	LTE 2	QPSK20M	Right Side	0	19100	1	0	-	1.00	22.50	22.31	1.04	-0.16	0.503	0.52
	LTE 4	QPSK20M	Front Face	0	20300	1	0	-	1.00	22.50	22.39	1.03	0.15	0.189	0.19
	LTE 4	QPSK20M	Rear Face	0	20300	1	0	-	1.00	22.50	22.39	1.03	0.02	0.325	0.33
	LTE 4	QPSK20M	Left Side	0	20300	1	0	-	1.00	22.50	22.39	1.03	0.09	0.172	0.18
	LTE 4	QPSK20M	Right Side	0	20300	1	0	-	1.00	22.50	22.39	1.03	-0.12	0.538	0.55
	LTE 4	QPSK20M	Top Side	0	20300	1	0	-	1.00	22.50	22.39	1.03	-0.08	0.089	0.09
	LTE 4	QPSK20M	Bottom Side	0	20300	1	0	-	1.00	22.50	22.39	1.03	-0.11	0.033	0.03
	LTE 4	QPSK20M	Front Face	0	20300	50	0	-	1.00	21.50	21.19	1.07	0.16	0.128	0.14
	LTE 4	QPSK20M	Rear Face	0	20300	50	0	-	1.00	21.50	21.19	1.07	0.13	0.255	0.27
	LTE 4	QPSK20M	Left Side	0	20300	50	0	-	1.00	21.50	21.19	1.07	-0.16	0.148	0.16
	LTE 4	QPSK20M	Right Side	0	20300	50	0	-	1.00	21.50	21.19	1.07	0.08	0.437	0.47
	LTE 4	QPSK20M	Top Side	0	20300	50	0	-	1.00	21.50	21.19	1.07	-0.03	0.09	0.10
	LTE 4	QPSK20M	Bottom Side	0	20300	50	0	-	1.00	21.50	21.19	1.07	0.16	0.025	0.03
2	LTE 4	QPSK20M	Right Side	0	20050	1	0	-	1.00	22.50	22.22	1.07	0.1	0.591	0.63
	LTE 4	QPSK20M	Right Side	0	20175	1	0	-	1.00	22.50	22.34	1.04	0.11	0.586	0.61

Extremity SAR Test Result

System & Position								SAR							
Plot No.	Band	Mode	Test Position	Separation Distance (mm)	Channel	RB#	RB offset	Duty Cycle	Crest Factor	Max. Tune-up Power (dBm)	Measured Conducted Power (dBm)	Scaling Factor	Power Drift (dB)	Measured SAR-10g (W/kg)	Scaled SAR-10g (W/kg)
	LTE 5	QPSK10M	Front Face	0	20600	1	0	-	1.00	22.50	22.48	1.00	0.02	0.478	0.48
	LTE 5	QPSK10M	Rear Face	0	20600	1	0	-	1.00	22.50	22.48	1.00	0.01	0.215	0.22
	LTE 5	QPSK10M	Left Side	0	20600	1	0	-	1.00	22.50	22.48	1.00	-0.11	0.109	0.11
3	LTE 5	QPSK10M	Right Side	0	20600	1	0	-	1.00	22.50	22.48	1.00	-0.02	0.676	0.68
	LTE 5	QPSK10M	Top Side	0	20600	1	0	-	1.00	22.50	22.48	1.00	0.19	0.048	0.05
	LTE 5	QPSK10M	Bottom Side	0	20600	1	0	-	1.00	22.50	22.48	1.00	-0.01	0.06	0.06
	LTE 5	QPSK10M	Front Face	0	20600	25	0	-	1.00	21.50	21.41	1.02	-0.02	0.418	0.43
	LTE 5	QPSK10M	Rear Face	0	20600	25	0	-	1.00	21.50	21.41	1.02	-0.1	0.182	0.19
	LTE 5	QPSK10M	Left Side	0	20600	25	0	-	1.00	21.50	21.41	1.02	-0.18	0.08	0.08
	LTE 5	QPSK10M	Right Side	0	20600	25	0	-	1.00	21.50	21.41	1.02	-0.09	0.551	0.56
	LTE 5	QPSK10M	Top Side	0	20600	25	0	-	1.00	21.50	21.41	1.02	0.11	0.038	0.04
	LTE 5	QPSK10M	Bottom Side	0	20600	25	0	-	1.00	21.50	21.41	1.02	-0.04	0.048	0.05
	LTE 5	QPSK10M	Right Side	0	20450	1	0	-	1.00	22.50	22.35	1.04	-0.09	0.623	0.65
	LTE 5	QPSK10M	Right Side	0	20525	1	0	-	1.00	22.50	22.45	1.01	-0.18	0.647	0.65
	LTE 7	QPSK20M	Front Face	0	21100	1	0	-	1.00	23.50	23.41	1.02	0.07	0.246	0.25
	LTE 7	QPSK20M	Rear Face	0	21100	1	0	-	1.00	23.50	23.41	1.02	0.1	1.46	1.49
	LTE 7	QPSK20M	Left Side	0	21100	1	0	-	1.00	23.50	23.41	1.02	-0.05	0.305	0.31
	LTE 7	QPSK20M	Right Side	0	21100	1	0	-	1.00	23.50	23.41	1.02	-0.13	0.811	0.83
	LTE 7	QPSK20M	Top Side	0	21100	1	0	-	1.00	23.50	23.41	1.02	-0.08	0.275	0.28
	LTE 7	QPSK20M	Bottom Side	0	21100	1	0	-	1.00	23.50	23.41	1.02	0	<0.001	0.00
	LTE 7	QPSK20M	Front Face	0	21100	50	0	-	1.00	22.50	22.33	1.04	0.18	0.21	0.22
	LTE 7	QPSK20M	Rear Face	0	21100	50	0	-	1.00	22.50	22.33	1.04	-0.17	1.23	1.28
	LTE 7	QPSK20M	Left Side	0	21100	50	0	-	1.00	22.50	22.33	1.04	-0.15	0.246	0.26
	LTE 7	QPSK20M	Right Side	0	21100	50	0	-	1.00	22.50	22.33	1.04	-0.07	0.703	0.73
	LTE 7	QPSK20M	Top Side	0	21100	50	0	-	1.00	22.50	22.33	1.04	0.02	0.214	0.22
	LTE 7	QPSK20M	Bottom Side	0	21100	50	0	-	1.00	22.50	22.33	1.04	0	<0.001	0.00
	LTE 7	QPSK20M	Rear Face	0	20850	1	0	-	1.00	23.50	23.18	1.08	0.05	1.33	1.44
4	LTE 7	QPSK20M	Rear Face	0	21350	1	0	-	1.00	23.50	23.35	1.04	0.06	1.59	1.65

Extremity SAR Test Result

System & Position								SAR							
Plot No.	Band	Mode	Test Position	Separation Distance (mm)	Channel	RB#	RB offset	Duty Cycle	Crest Factor	Max. Tune-up Power (dBm)	Measured Conducted Power (dBm)	Scaling Factor	Power Drift (dB)	Measured SAR-10g (W/kg)	Scaled SAR-10g (W/kg)
	LTE 12	QPSK10M	Front Face	0	23130	1	0	-	1.00	22.50	22.37	1.03	-0.07	0.219	0.23
	LTE 12	QPSK10M	Rear Face	0	23130	1	0	-	1.00	22.50	22.37	1.03	-0.04	0.208	0.21
	LTE 12	QPSK10M	Left Side	0	23130	1	0	-	1.00	22.50	22.37	1.03	0.08	0.198	0.20
5	LTE 12	QPSK10M	Right Side	0	23130	1	0	-	1.00	22.50	22.37	1.03	0.01	0.265	0.27
	LTE 12	QPSK10M	Top Side	0	23130	1	0	-	1.00	22.50	22.37	1.03	-0.13	0.062	0.06
	LTE 12	QPSK10M	Bottom Side	0	23130	1	0	-	1.00	22.50	22.37	1.03	0	<0.001	0.00
	LTE 12	QPSK10M	Front Face	0	23130	25	0	-	1.00	21.50	21.23	1.06	-0.09	0.179	0.19
	LTE 12	QPSK10M	Rear Face	0	23130	25	0	-	1.00	21.50	21.23	1.06	-0.07	0.174	0.18
	LTE 12	QPSK10M	Left Side	0	23130	25	0	-	1.00	21.50	21.23	1.06	0.18	0.15	0.16
	LTE 12	QPSK10M	Right Side	0	23130	25	0	-	1.00	21.50	21.23	1.06	-0.04	0.235	0.25
	LTE 12	QPSK10M	Top Side	0	23130	25	0	-	1.00	21.50	21.23	1.06	0.15	0.064	0.07
	LTE 12	QPSK10M	Bottom Side	0	23130	25	0	-	1.00	21.50	21.23	1.06	0	<0.001	0.00
	LTE 12	QPSK10M	Right Side	0	23060	1	0	-	1.00	22.50	22.26	1.06	0.07	0.235	0.25
	LTE 12	QPSK10M	Right Side	0	23095	1	0	-	1.00	22.50	22.13	1.09	0.12	0.236	0.26
	LTE 13	QPSK10M	Front Face	0	23230	1	0	-	1.00	23.00	22.95	1.01	0.06	0.42	0.42
	LTE 13	QPSK10M	Rear Face	0	23230	1	0	-	1.00	23.00	22.95	1.01	0.12	0.212	0.21
	LTE 13	QPSK10M	Left Side	0	23230	1	0	-	1.00	23.00	22.95	1.01	0.04	0.1	0.10
6	LTE 13	QPSK10M	Right Side	0	23230	1	0	-	1.00	23.00	22.95	1.01	-0.1	0.557	0.56
	LTE 13	QPSK10M	Top Side	0	23230	1	0	-	1.00	23.00	22.95	1.01	-0.12	0.073	0.07
	LTE 13	QPSK10M	Bottom Side	0	23230	1	0	-	1.00	23.00	22.95	1.01	0	<0.001	0.00
	LTE 13	QPSK10M	Front Face	0	23230	25	0	-	1.00	22.00	21.83	1.04	-0.13	0.346	0.36
	LTE 13	QPSK10M	Rear Face	0	23230	25	0	-	1.00	22.00	21.83	1.04	0.09	0.173	0.18
	LTE 13	QPSK10M	Left Side	0	23230	25	0	-	1.00	22.00	21.83	1.04	-0.18	0.077	0.08
	LTE 13	QPSK10M	Right Side	0	23230	25	0	-	1.00	22.00	21.83	1.04	0.15	0.451	0.47
	LTE 13	QPSK10M	Top Side	0	23230	25	0	-	1.00	22.00	21.83	1.04	0.14	0.055	0.06
	LTE 13	QPSK10M	Bottom Side	0	23230	25	0	-	1.00	22.00	21.83	1.04	0	<0.001	0.00

Extremity SAR Test Result

System & Position								SAR							
Plot No.	Band	Mode	Test Position	Separation Distance (mm)	Channel	RB#	RB offset	Duty Cycle	Crest Factor	Max. Tune-up Power (dBm)	Measured Conducted Power (dBm)	Scaling Factor	Power Drift (dB)	Measured SAR-10g (W/kg)	Scaled SAR-10g (W/kg)
	LTE 14	QPSK10M	Front Face	0	23330	1	0	-	1.00	22.50	22.47	1.01	0.05	0.414	0.42
	LTE 14	QPSK10M	Rear Face	0	23330	1	0	-	1.00	22.50	22.47	1.01	-0.11	0.218	0.22
	LTE 14	QPSK10M	Left Side	0	23330	1	0	-	1.00	22.50	22.47	1.01	-0.04	0.09	0.09
7	LTE 14	QPSK10M	Right Side	0	23330	1	0	-	1.00	22.50	22.47	1.01	-0.03	0.532	0.54
	LTE 14	QPSK10M	Top Side	0	23330	1	0	-	1.00	22.50	22.47	1.01	-0.12	0.053	0.05
	LTE 14	QPSK10M	Bottom Side	0	23330	1	0	-	1.00	22.50	22.47	1.01	-0.06	0.041	0.04
	LTE 14	QPSK10M	Front Face	0	23330	25	0	-	1.00	21.50	21.49	1.00	0.1	0.356	0.36
	LTE 14	QPSK10M	Rear Face	0	23330	25	0	-	1.00	21.50	21.49	1.00	-0.02	0.18	0.18
	LTE 14	QPSK10M	Left Side	0	23330	25	0	-	1.00	21.50	21.49	1.00	0.12	0.08	0.08
	LTE 14	QPSK10M	Right Side	0	23330	25	0	-	1.00	21.50	21.49	1.00	0.16	0.44	0.44
	LTE 14	QPSK10M	Top Side	0	23330	25	0	-	1.00	21.50	21.49	1.00	-0.1	0.05	0.05
	LTE 14	QPSK10M	Bottom Side	0	23330	25	0	-	1.00	21.50	21.49	1.00	0.1	0.035	0.04
	LTE 17	QPSK10M	Front Face	0	23780	1	0	-	1.00	23.00	22.77	1.05	-0.03	0.248	0.26
	LTE 17	QPSK10M	Rear Face	0	23780	1	0	-	1.00	23.00	22.77	1.05	0.14	0.253	0.27
	LTE 17	QPSK10M	Left Side	0	23780	1	0	-	1.00	23.00	22.77	1.05	0.01	0.234	0.25
	LTE 17	QPSK10M	Right Side	0	23780	1	0	-	1.00	23.00	22.77	1.05	-0.07	0.286	0.30
	LTE 17	QPSK10M	Top Side	0	23780	1	0	-	1.00	23.00	22.77	1.05	0.01	0.079	0.08
	LTE 17	QPSK10M	Bottom Side	0	23780	1	0	-	1.00	23.00	22.77	1.05	0	<0.001	0.00
	LTE 17	QPSK10M	Front Face	0	23780	25	0	-	1.00	22.00	21.76	1.06	0.03	0.212	0.22
	LTE 17	QPSK10M	Rear Face	0	23780	25	0	-	1.00	22.00	21.76	1.06	-0.13	0.228	0.24
	LTE 17	QPSK10M	Left Side	0	23780	25	0	-	1.00	22.00	21.76	1.06	0.17	0.186	0.20
	LTE 17	QPSK10M	Right Side	0	23780	25	0	-	1.00	22.00	21.76	1.06	0.04	0.245	0.26
	LTE 17	QPSK10M	Top Side	0	23780	25	0	-	1.00	22.00	21.76	1.06	0.14	0.06	0.06
	LTE 17	QPSK10M	Bottom Side	0	23780	25	0	-	1.00	22.00	21.76	1.06	0	<0.001	0.00
	LTE 17	QPSK10M	Right Side	0	23790	1	0	-	1.00	23.00	22.68	1.08	0.09	0.266	0.29
8	LTE 17	QPSK10M	Right Side	0	23800	1	0	-	1.00	23.00	22.72	1.07	0.07	0.294	0.31

Extremity SAR Test Result

System & Position								SAR							
Plot No.	Band	Mode	Test Position	Separation Distance (mm)	Channel	RB#	RB offset	Duty Cycle	Crest Factor	Max. Tune-up Power (dBm)	Measured Conducted Power (dBm)	Scaling Factor	Power Drift (dB)	Measured SAR-10g (W/kg)	Scaled SAR-10g (W/kg)
	LTE 25	QPSK20M	Front Face	0	26140	1	0	-	1.00	23.00	22.85	1.04	-0.11	0.197	0.20
	LTE 25	QPSK20M	Rear Face	0	26140	1	0	-	1.00	23.00	22.85	1.04	-0.18	0.401	0.42
	LTE 25	QPSK20M	Left Side	0	26140	1	0	-	1.00	23.00	22.85	1.04	-0.06	0.403	0.42
9	LTE 25	QPSK20M	Right Side	0	26140	1	0	-	1.00	23.00	22.85	1.04	0.08	0.581	0.60
	LTE 25	QPSK20M	Top Side	0	26140	1	0	-	1.00	23.00	22.85	1.04	-0.15	0.075	0.08
	LTE 25	QPSK20M	Bottom Side	0	26140	1	0	-	1.00	23.00	22.85	1.04	0.13	0.022	0.02
	LTE 25	QPSK20M	Front Face	0	26140	50	0	-	1.00	22.00	21.88	1.03	0.08	0.163	0.17
	LTE 25	QPSK20M	Rear Face	0	26140	50	0	-	1.00	22.00	21.88	1.03	-0.09	0.311	0.32
	LTE 25	QPSK20M	Left Side	0	26140	50	0	-	1.00	22.00	21.88	1.03	-0.01	0.339	0.35
	LTE 25	QPSK20M	Right Side	0	26140	50	0	-	1.00	22.00	21.88	1.03	-0.09	0.491	0.51
	LTE 25	QPSK20M	Top Side	0	26140	50	0	-	1.00	22.00	21.88	1.03	0.01	0.067	0.07
	LTE 25	QPSK20M	Bottom Side	0	26140	50	0	-	1.00	22.00	21.88	1.03	0	<0.001	0.00
	LTE 25	QPSK20M	Right Side	0	26365	1	0	-	1.00	23.00	22.77	1.05	-0.03	0.547	0.57
	LTE 25	QPSK20M	Right Side	0	26590	1	0	-	1.00	23.00	22.83	1.04	-0.02	0.571	0.59
	LTE 26	QPSK15M	Front Face	0	26965	1	0	-	1.00	23.00	22.86	1.03	0.02	0.454	0.47
	LTE 26	QPSK15M	Rear Face	0	26965	1	0	-	1.00	23.00	22.86	1.03	0.04	0.211	0.22
	LTE 26	QPSK15M	Left Side	0	26965	1	0	-	1.00	23.00	22.86	1.03	0.06	0.102	0.11
	LTE 26	QPSK15M	Right Side	0	26965	1	0	-	1.00	23.00	22.86	1.03	0.03	0.618	0.64
	LTE 26	QPSK15M	Top Side	0	26965	1	0	-	1.00	23.00	22.86	1.03	-0.07	0.039	0.04
	LTE 26	QPSK15M	Bottom Side	0	26965	1	0	-	1.00	23.00	22.86	1.03	-0.07	0.057	0.06
	LTE 26	QPSK15M	Front Face	0	26965	36	0	-	1.00	22.00	21.73	1.06	0.16	0.409	0.43
	LTE 26	QPSK15M	Rear Face	0	26965	36	0	-	1.00	22.00	21.73	1.06	-0.11	0.175	0.19
	LTE 26	QPSK15M	Left Side	0	26965	36	0	-	1.00	22.00	21.73	1.06	0.04	0.093	0.10
	LTE 26	QPSK15M	Right Side	0	26965	36	0	-	1.00	22.00	21.73	1.06	-0.07	0.55	0.58
	LTE 26	QPSK15M	Top Side	0	26965	36	0	-	1.00	22.00	21.73	1.06	0.12	0.036	0.04
	LTE 26	QPSK15M	Bottom Side	0	26965	36	0	-	1.00	22.00	21.73	1.06	-0.1	0.047	0.05
	LTE 26	QPSK15M	Right Side	0	26765	1	0	-	1.00	23.00	22.65	1.08	-0.15	0.587	0.63
10	LTE 26	QPSK15M	Right Side	0	26865	1	0	-	1.00	23.00	22.77	1.05	-0.03	0.637	0.67

Extremity SAR Test Result

System & Position								SAR							
Plot No.	Band	Mode	Test Position	Separation Distance (mm)	Channel	RB#	RB offset	Duty Cycle	Crest Factor	Max. Tune-up Power (dBm)	Measured Conducted Power (dBm)	Scaling Factor	Power Drift (dB)	Measured SAR-10g (W/kg)	Scaled SAR-10g (W/kg)
	LTE 41	QPSK20M	Front Face	0	41490	1	0	-	1.00	22.50	22.48	1.00	-0.02	0.034	0.03
	LTE 41	QPSK20M	Rear Face	0	41490	1	0	-	1.00	22.50	22.48	1.00	-0.02	0.358	0.36
	LTE 41	QPSK20M	Left Side	0	41490	1	0	-	1.00	22.50	22.48	1.00	0.08	0.023	0.02
	LTE 41	QPSK20M	Right Side	0	41490	1	0	-	1.00	22.50	22.48	1.00	-0.09	0.366	0.37
	LTE 41	QPSK20M	Top Side	0	41490	1	0	-	1.00	22.50	22.48	1.00	0.08	0.067	0.07
	LTE 41	QPSK20M	Bottom Side	0	41490	1	0	-	1.00	22.50	22.48	1.00	0.13	0.015	0.02
	LTE 41	QPSK20M	Front Face	0	41490	50	0	-	1.00	21.50	21.41	1.02	-0.15	0.025	0.03
	LTE 41	QPSK20M	Rear Face	0	41490	50	0	-	1.00	21.50	21.41	1.02	0.03	0.279	0.28
	LTE 41	QPSK20M	Left Side	0	41490	50	0	-	1.00	21.50	21.41	1.02	0.06	0.019	0.02
	LTE 41	QPSK20M	Right Side	0	41490	50	0	-	1.00	21.50	21.41	1.02	0.14	0.287	0.29
	LTE 41	QPSK20M	Top Side	0	41490	50	0	-	1.00	21.50	21.41	1.02	-0.02	0.03	0.03
	LTE 41	QPSK20M	Bottom Side	0	41490	50	0	-	1.00	21.50	21.41	1.02	0	<0.001	0.00
	LTE 41	QPSK20M	Right Side	0	39750	1	0	-	1.00	22.50	21.87	1.16	0.06	0.4	0.46
	LTE 41	QPSK20M	Right Side	0	40185	1	0	-	1.00	22.50	21.82	1.17	-0.01	0.397	0.46
11	LTE 41	QPSK20M	Right Side	0	40620	1	0	-	1.00	22.50	21.77	1.18	-0.08	0.414	0.49
	LTE 41	QPSK20M	Right Side	0	41055	1	0	-	1.00	22.50	21.85	1.16	0.09	0.369	0.43
	LTE 66	QPSK20M	Front Face	0	132322	1	0	-	1.00	22.50	22.46	1.01	0.09	0.176	0.18
	LTE 66	QPSK20M	Rear Face	0	132322	1	0	-	1.00	22.50	22.46	1.01	-0.16	0.354	0.36
	LTE 66	QPSK20M	Left Side	0	132322	1	0	-	1.00	22.50	22.46	1.01	0.1	0.216	0.22
12	LTE 66	QPSK20M	Right Side	0	132322	1	0	-	1.00	22.50	22.46	1.01	0.08	0.616	0.62
	LTE 66	QPSK20M	Top Side	0	132322	1	0	-	1.00	22.50	22.46	1.01	-0.13	0.145	0.15
	LTE 66	QPSK20M	Bottom Side	0	132322	1	0	-	1.00	22.50	22.46	1.01	-0.13	0.044	0.04
	LTE 66	QPSK20M	Front Face	0	132322	50	0	-	1.00	21.50	21.47	1.01	-0.02	0.134	0.14
	LTE 66	QPSK20M	Rear Face	0	132322	50	0	-	1.00	21.50	21.47	1.01	0.16	0.291	0.29
	LTE 66	QPSK20M	Left Side	0	132322	50	0	-	1.00	21.50	21.47	1.01	-0.05	0.189	0.19
	LTE 66	QPSK20M	Right Side	0	132322	50	0	-	1.00	21.50	21.47	1.01	0.17	0.491	0.50
	LTE 66	QPSK20M	Top Side	0	132322	50	0	-	1.00	21.50	21.47	1.01	0.01	0.119	0.12
	LTE 66	QPSK20M	Bottom Side	0	132322	50	0	-	1.00	21.50	21.47	1.01	-0.12	0.03	0.03
	LTE 66	QPSK20M	Right Side	0	132072	1	0	-	1.00	22.50	22.33	1.04	-0.08	0.492	0.51
	LTE 66	QPSK20M	Right Side	0	132572	1	0	-	1.00	22.50	22.38	1.03	0.14	0.417	0.43

Extremity SAR Test Result

System & Position								SAR							
Plot No.	Band	Mode	Test Position	Separation Distance (mm)	Channel	RB#	RB offset	Duty Cycle	Crest Factor	Max. Tune-up Power (dBm)	Measured Conducted Power (dBm)	Scaling Factor	Power Drift (dB)	Measured SAR-10g (W/kg)	Scaled SAR-10g (W/kg)
	LTE 71	QPSK20M	Front Face	0	133372	1	0	-	1.00	23.50	23.46	1.01	-0.05	0.292	0.29
	LTE 71	QPSK20M	Rear Face	0	133372	1	0	-	1.00	23.50	23.46	1.01	0	0.28	0.28
	LTE 71	QPSK20M	Left Side	0	133372	1	0	-	1.00	23.50	23.46	1.01	0.05	0.297	0.30
13	LTE 71	QPSK20M	Right Side	0	133372	1	0	-	1.00	23.50	23.46	1.01	-0.16	0.302	0.31
	LTE 71	QPSK20M	Top Side	0	133372	1	0	-	1.00	23.50	23.46	1.01	-0.08	0.049	0.05
	LTE 71	QPSK20M	Bottom Side	0	133372	1	0	-	1.00	23.50	23.46	1.01	0.04	0.031	0.03
	LTE 71	QPSK20M	Front Face	0	133372	50	0	-	1.00	22.50	22.46	1.01	0.17	0.239	0.24
	LTE 71	QPSK20M	Rear Face	0	133372	50	0	-	1.00	22.50	22.46	1.01	-0.19	0.219	0.22
	LTE 71	QPSK20M	Left Side	0	133372	50	0	-	1.00	22.50	22.46	1.01	-0.04	0.23	0.23
	LTE 71	QPSK20M	Right Side	0	133372	50	0	-	1.00	22.50	22.46	1.01	-0.02	0.205	0.21
	LTE 71	QPSK20M	Top Side	0	133372	50	0	-	1.00	22.50	22.46	1.01	0.1	0.05	0.05
	LTE 71	QPSK20M	Bottom Side	0	133372	50	0	-	1.00	22.50	22.46	1.01	0.11	0.024	0.02
	LTE 71	QPSK20M	Right Side	0	133222	1	0	-	1.00	23.50	23.38	1.03	0.16	0.277	0.29
	LTE 71	QPSK20M	Right Side	0	133297	1	0	-	1.00	23.50	23.28	1.05	-0.06	0.237	0.25

Extremity SAR Test Result

System & Position								SAR							
Plot No.	Band	Mode	Test Position	Separation Distance (mm)	Channel	RB#	RB offset	Duty Cycle	Crest Factor	Max. Tune-up Power (dBm)	Measured Conducted Power (dBm)	Scaling Factor	Power Drift (dB)	Measured SAR-10g (W/kg)	Scaled SAR-10g (W/kg)
	WLAN2.4G	802.11b	Front Face	0	6			99.90	1.00	16.00	15.69	1.07	0.04	0.033	0.04
	WLAN2.4G	802.11b	Rear Face	0	6			99.90	1.00	16.00	15.69	1.07	0.11	0.104	0.11
	WLAN2.4G	802.11b	Left Side	0	6			99.90	1.00	16.00	15.69	1.07	-0.04	0.034	0.04
	WLAN2.4G	802.11b	Right Side	0	6			99.90	1.00	16.00	15.69	1.07	0.01	0.088	0.09
	WLAN2.4G	802.11b	Top Side	0	6			99.90	1.00	16.00	15.69	1.07	0	<0.001	0.00
14	WLAN2.4G	802.11b	Bottom Side	0	6			99.90	1.00	16.00	15.69	1.07	0.09	0.116	0.12
	WLAN2.4G	802.11b	Bottom Side	0	1			99.90	1.00	16.00	15.28	1.18	0.15	0.091	0.11
	WLAN2.4G	802.11b	Bottom Side	0	11			99.90	1.00	16.00	15.23	1.19	0.11	0.081	0.10
	WLAN5.3G	802.11a	Front Face	0	52			99.60	1.00	18.00	17.89	1.03	0.05	0.036	0.04
	WLAN5.3G	802.11a	Rear Face	0	52			99.60	1.00	18.00	17.89	1.03	0.01	0.385	0.40
	WLAN5.3G	802.11a	Left Side	0	52			99.60	1.00	18.00	17.89	1.03	-0.13	0.022	0.02
	WLAN5.3G	802.11a	Right Side	0	52			99.60	1.00	18.00	17.89	1.03	0.16	0.245	0.25
	WLAN5.3G	802.11a	Top Side	0	52			99.60	1.00	18.00	17.89	1.03	0	<0.001	0.00
	WLAN5.3G	802.11a	Bottom Side	0	52			99.60	1.00	18.00	17.89	1.03	-0.01	0.099	0.10
15	WLAN5.3G	802.11a	Rear Face	0	56			99.60	1.00	18.00	17.63	1.09	-0.03	0.399	0.43
	WLAN5.3G	802.11a	Rear Face	0	60			99.60	1.00	18.00	17.57	1.10	0.19	0.382	0.42
	WLAN5.3G	802.11a	Rear Face	0	64			99.60	1.00	18.00	17.49	1.12	-0.05	0.379	0.42
	WLAN5.6G	802.11a	Front Face	0	100			99.60	1.00	17.50	17.47	1.01	-0.11	0.031	0.03
	WLAN5.6G	802.11a	Rear Face	0	100			99.60	1.00	17.50	17.47	1.01	0.06	0.438	0.44
	WLAN5.6G	802.11a	Left Side	0	100			99.60	1.00	17.50	17.47	1.01	-0.16	<0.001	0.00
	WLAN5.6G	802.11a	Right Side	0	100			99.60	1.00	17.50	17.47	1.01	-0.02	0.274	0.28
	WLAN5.6G	802.11a	Top Side	0	100			99.60	1.00	17.50	17.47	1.01	0.14	<0.001	0.00
	WLAN5.6G	802.11a	Bottom Side	0	100			99.60	1.00	17.50	17.47	1.01	0.17	0.149	0.15
	WLAN5.6G	802.11a	Rear Face	0	116			99.60	1.00	17.50	17.41	1.02	0.02	0.448	0.46
	WLAN5.6G	802.11a	Rear Face	0	120			99.60	1.00	17.50	17.21	1.07	-0.14	0.468	0.50
	WLAN5.6G	802.11a	Rear Face	0	124			99.60	1.00	17.50	17.13	1.09	-0.11	0.471	0.51
	WLAN5.6G	802.11a	Rear Face	0	132			99.60	1.00	17.50	16.85	1.16	-0.14	0.496	0.58
16	WLAN5.6G	802.11a	Rear Face	0	140			99.60	1.00	17.50	16.68	1.21	-0.06	0.511	0.62
	WLAN5.6G	802.11a	Rear Face	0	144			99.60	1.00	17.50	16.63	1.22	-0.19	0.498	0.61

Extremity SAR Test Result

System & Position								SAR							
Plot No.	Band	Mode	Test Position	Separation Distance (mm)	Channel	RB#	RB offset	Duty Cycle	Crest Factor	Max. Tune-up Power (dBm)	Measured Conducted Power (dBm)	Scaling Factor	Power Drift (dB)	Measured SAR-10g (W/kg)	Scaled SAR-10g (W/kg)
	WLAN5.8G	802.11a	Front Face	0	149			99.60	1.00	16.50	16.28	1.05	0.08	0.03	0.03
17	WLAN5.8G	802.11a	Rear Face	0	149			99.60	1.00	16.50	16.28	1.05	-0.04	0.483	0.51
	WLAN5.8G	802.11a	Left Side	0	149			99.60	1.00	16.50	16.28	1.05	0	<0.001	0.00
	WLAN5.8G	802.11a	Right Side	0	149			99.60	1.00	16.50	16.28	1.05	-0.19	0.262	0.28
	WLAN5.8G	802.11a	Top Side	0	149			99.60	1.00	16.50	16.28	1.05	0	<0.001	0.00
	WLAN5.8G	802.11a	Bottom Side	0	149			99.60	1.00	16.50	16.28	1.05	-0.1	0.171	0.18
	WLAN5.8G	802.11a	Rear Face	0	153			99.60	1.00	16.50	16.03	1.11	0.17	0.434	0.48
	WLAN5.8G	802.11a	Rear Face	0	157			99.60	1.00	16.50	15.85	1.16	0.12	0.404	0.47
	WLAN5.8G	802.11a	Rear Face	0	161			99.60	1.00	16.50	15.61	1.23	-0.16	0.358	0.44
	WLAN5.8G	802.11a	Rear Face	0	165			99.60	1.00	16.50	15.33	1.31	0.16	0.321	0.42
	BT	BR / EDR	Front Face	0	39			100.00	1.00	10.50	10.01	1.12	0	<0.001	0.00
	BT	BR / EDR	Rear Face	0	39			100.00	1.00	10.50	10.01	1.12	0.15	0.012	0.01
	BT	BR / EDR	Left Side	0	39			100.00	1.00	10.50	10.01	1.12	0	<0.001	0.00
	BT	BR / EDR	Right Side	0	39			100.00	1.00	10.50	10.01	1.12	0.18	0.015	0.02
	BT	BR / EDR	Top Side	0	39			100.00	1.00	10.50	10.01	1.12	0	<0.001	0.00
	BT	BR / EDR	Bottom Side	0	39			100.00	1.00	10.50	10.01	1.12	0.07	0.017	0.02
18	BT	BR / EDR	Bottom Side	0	0			100.00	1.00	10.50	9.99	1.12	0.04	0.023	0.03
	BT	BR / EDR	Bottom Side	0	78			100.00	1.00	10.50	9.98	1.13	0.06	0.015	0.02

Appendix H. Analysis of Simultaneous Transmission.

The analysis of simultaneous transmission SAR are shown as below.

<Possibilities of Simultaneous Transmission>

The simultaneous transmission possibilities for this device are listed as below.

Simultaneous TX Combination	Capable Transmit Configurations	Extremity Exposure Condition
A	WWAN + BT	Yes

Simultaneous Transmission SAR Evaluation (Extremity)				
Band	Position	1	4	B(1+4)
		Max WWAN	Max BT Ant 0	Summimg result 10g SAR W/kg
		10g SAR W/kg	10g SAR W/kg	
LTE 2	Front Face	0.16	0.00	0.16
	Rear Face	0.33	0.01	0.34
	Left Side	0.32	0.00	0.32
	Right Side	0.52	0.02	0.54
	Top Side	0.07	0.00	0.07
	Bottom Side	0.02	0.03	0.05
LTE 4	Front Face	0.19	0.00	0.19
	Rear Face	0.33	0.01	0.34
	Left Side	0.18	0.00	0.18
	Right Side	0.63	0.02	0.65
	Top Side	0.10	0.00	0.10
	Bottom Side	0.03	0.03	0.06
LTE 5	Front Face	0.48	0.00	0.48
	Rear Face	0.22	0.01	0.23
	Left Side	0.11	0.00	0.11
	Right Side	0.68	0.02	0.70
	Top Side	0.05	0.00	0.05
	Bottom Side	0.06	0.03	0.09
LTE 7	Front Face	0.25	0.00	0.25
	Rear Face	1.65	0.01	1.66
	Left Side	0.31	0.00	0.31
	Right Side	0.83	0.02	0.85
	Top Side	0.28	0.00	0.28
	Bottom Side	0.00	0.03	0.03
LTE 12	Front Face	0.23	0.00	0.23
	Rear Face	0.21	0.01	0.22
	Left Side	0.20	0.00	0.20
	Right Side	0.27	0.02	0.29
	Top Side	0.07	0.00	0.07
	Bottom Side	0.00	0.03	0.03
LTE 13	Front Face	0.42	0.00	0.42
	Rear Face	0.21	0.01	0.22
	Left Side	0.10	0.00	0.10
	Right Side	0.56	0.02	0.58
	Top Side	0.07	0.00	0.07
	Bottom Side	0.00	0.03	0.03

Simultaneous Transmission SAR Evaluation (Extremity)				
Band	Position	1	4	B(1+4)
		Max WWAN	Max BT Ant 0	Summimg result 10g SAR W/kg
		10g SAR W/kg	10g SAR W/kg	
LTE 14	Front Face	0.42	0.00	0.42
	Rear Face	0.22	0.01	0.23
	Left Side	0.09	0.00	0.09
	Right Side	0.54	0.02	0.56
	Top Side	0.05	0.00	0.05
	Bottom Side	0.04	0.03	0.07
LTE 17	Front Face	0.26	0.00	0.26
	Rear Face	0.27	0.01	0.28
	Left Side	0.25	0.00	0.25
	Right Side	0.31	0.02	0.33
	Top Side	0.08	0.00	0.08
	Bottom Side	0.00	0.03	0.03
LTE 25	Front Face	0.20	0.00	0.20
	Rear Face	0.42	0.01	0.43
	Left Side	0.42	0.00	0.42
	Right Side	0.60	0.02	0.62
	Top Side	0.08	0.00	0.08
	Bottom Side	0.02	0.03	0.05
LTE 26	Front Face	0.47	0.00	0.47
	Rear Face	0.22	0.01	0.23
	Left Side	0.11	0.00	0.11
	Right Side	0.67	0.02	0.69
	Top Side	0.04	0.00	0.04
	Bottom Side	0.06	0.03	0.09
LTE 41	Front Face	0.03	0.00	0.03
	Rear Face	0.36	0.01	0.37
	Left Side	0.02	0.00	0.02
	Right Side	0.49	0.02	0.51
	Top Side	0.07	0.00	0.07
	Bottom Side	0.02	0.03	0.05

Simultaneous Transmission SAR Evaluation (Extremity)				
Band	Position	1	4	B(1+4)
		Max WWAN	Max BT Ant 0	Summimg result 10g SAR W/kg
		10g SAR W/kg	10g SAR W/kg	
LTE 66	Front Face	0.18	0.00	0.18
	Rear Face	0.36	0.01	0.37
	Left Side	0.22	0.00	0.22
	Right Side	0.62	0.02	0.64
	Top Side	0.15	0.00	0.15
	Bottom Side	0.04	0.03	0.07
LTE 71	Front Face	0.29	0.00	0.29
	Rear Face	0.28	0.01	0.29
	Left Side	0.30	0.00	0.30
	Right Side	0.31	0.02	0.33
	Top Side	0.05	0.00	0.05
	Bottom Side	0.03	0.03	0.06