11AC80SISO_5210

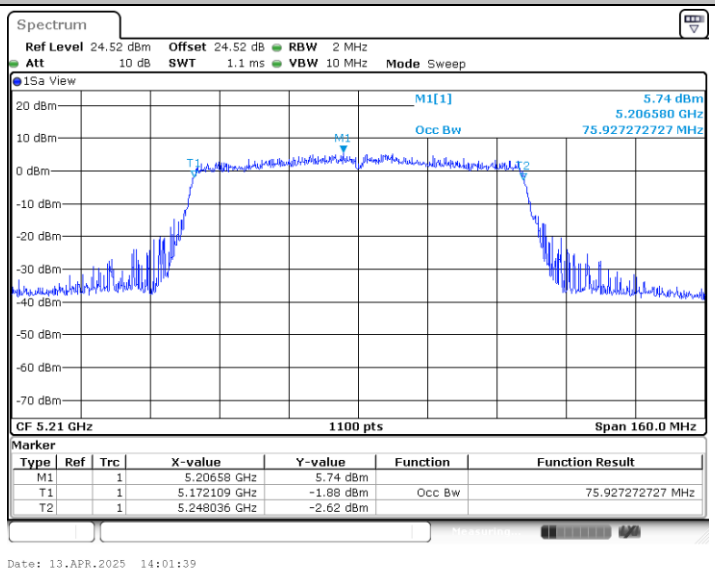

11AC80SISO_5290

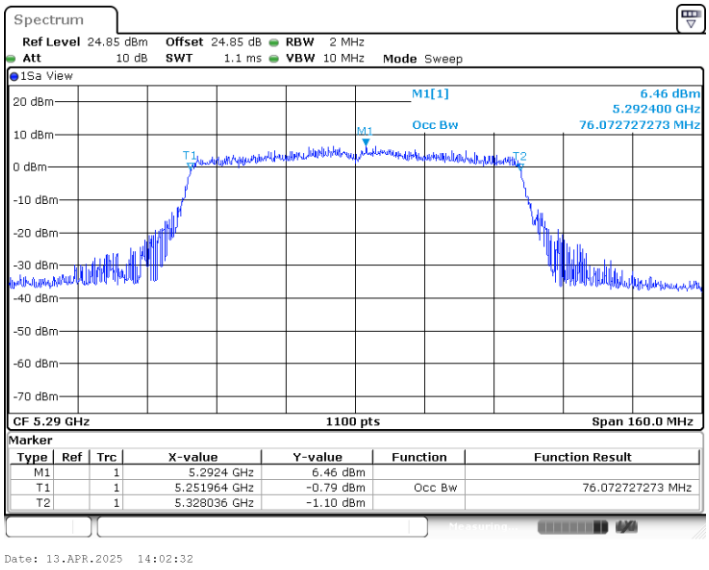

11AC80SISO_5530

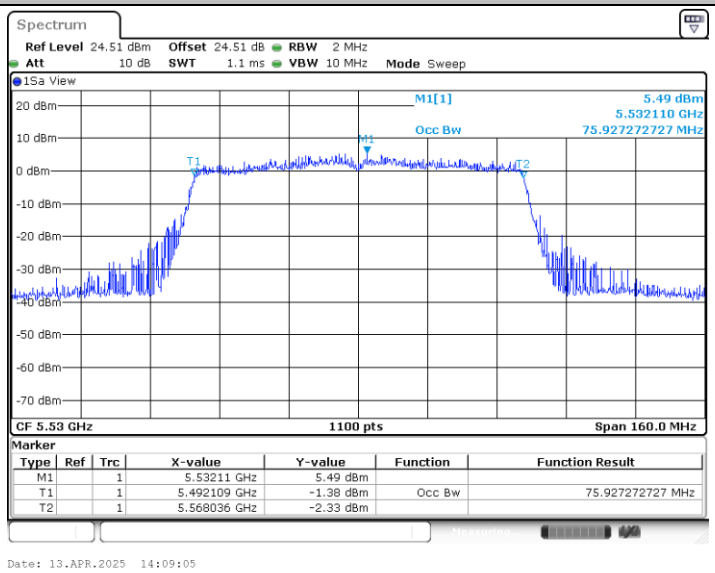

11AC80SISO_5610

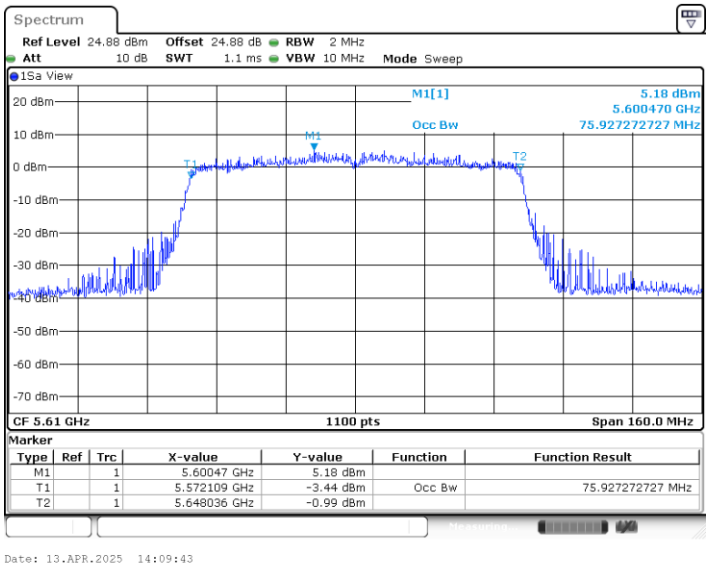

11AC80SISO_5690

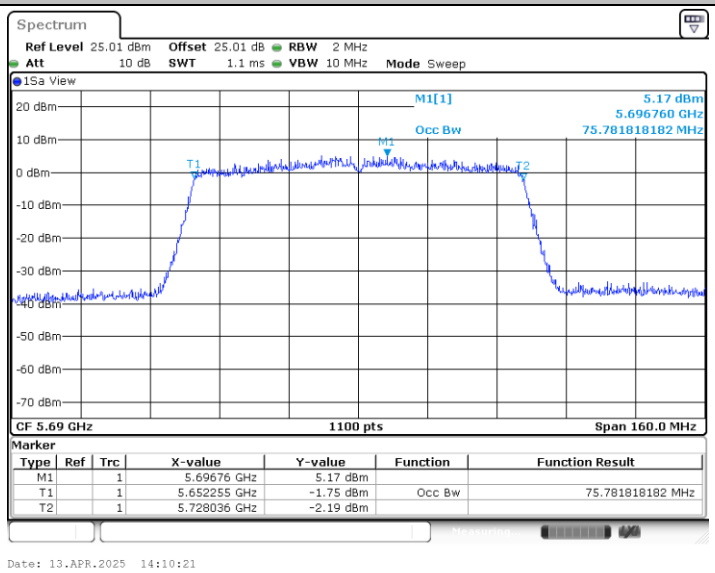

11AC80SISO_5775

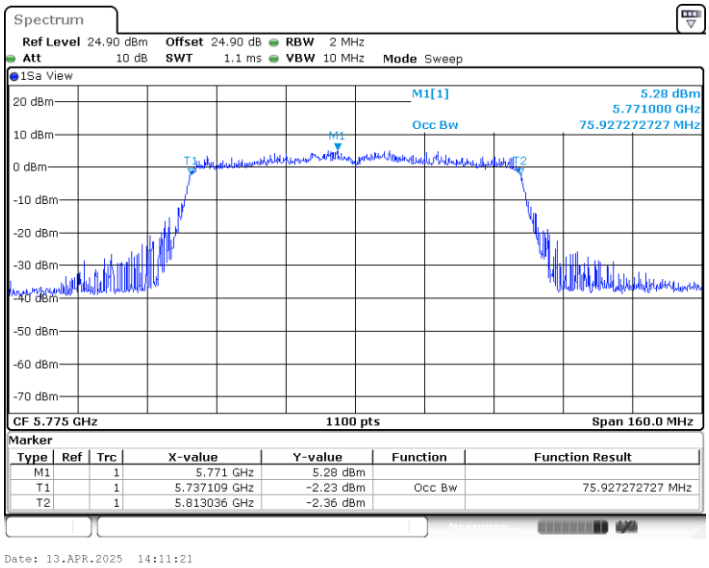

Min emission bandwidth

Test Result B4

TestMode	Antenna	Freq(MHz)	6dB EBW [MHz]	FL[MHz]	FH[MHz]	Limit[MHz]	Verdict
11A	Ant3	5745	16.01	5737.12	5753.13	0.5	PASS
		5785	15.65	5777.23	5792.88	0.5	PASS
		5825	15.80	5817.08	5832.88	0.5	PASS
11N20SISO	Ant3	5745	15.10	5737.41	5752.52	0.5	PASS
		5785	13.90	5777.41	5791.31	0.5	PASS
		5825	16.05	5817.08	5833.13	0.5	PASS
11N40SISO	Ant3	5755	35.74	5737.42	5773.16	0.5	PASS
		5795	35.16	5777.42	5812.58	0.5	PASS
11AC80SISO	Ant3	5775	75.12	5737.51	5812.63	0.5	PASS

Test Graphs B4

11A_5745

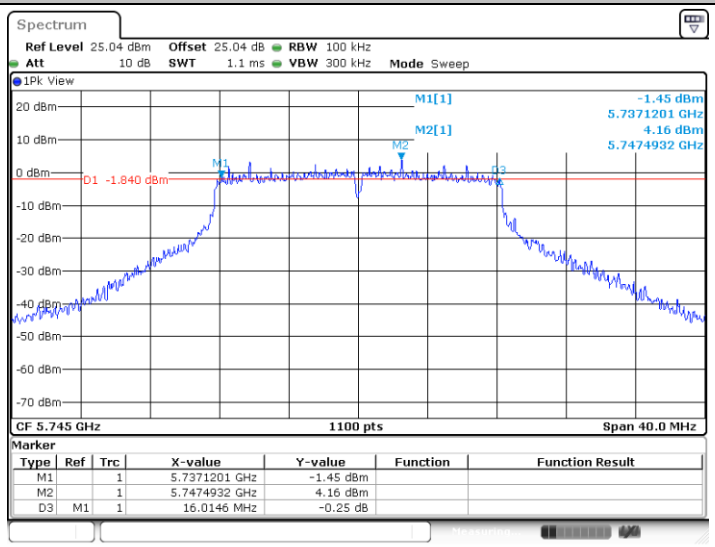

11A_5785

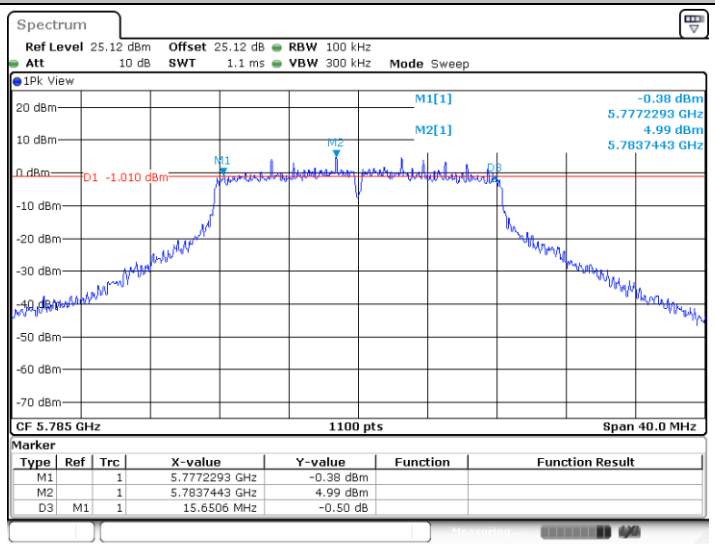

11A_5825

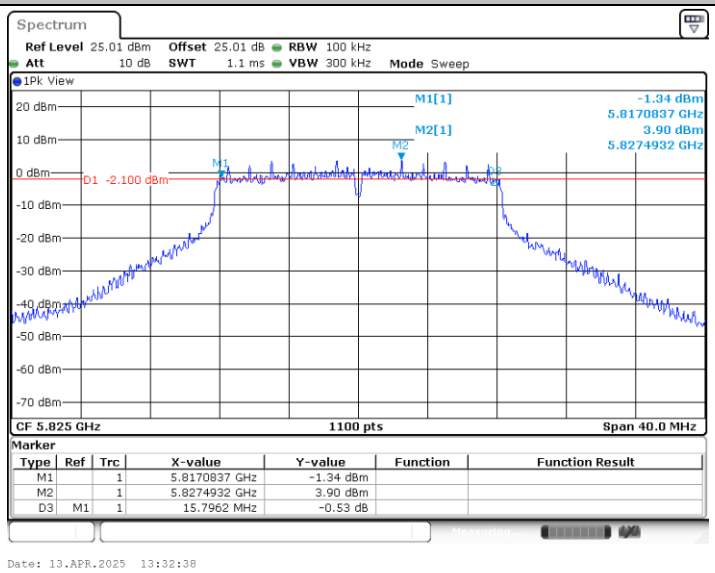

11N20SISO_5745

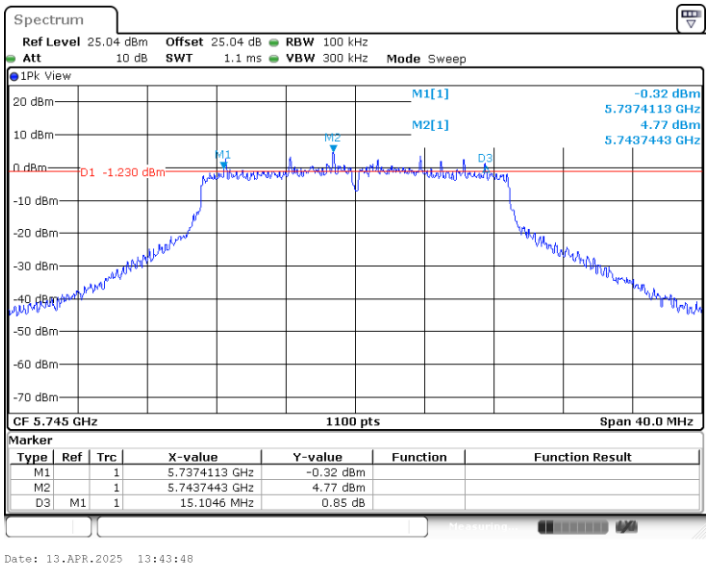

11N20SISO_5785

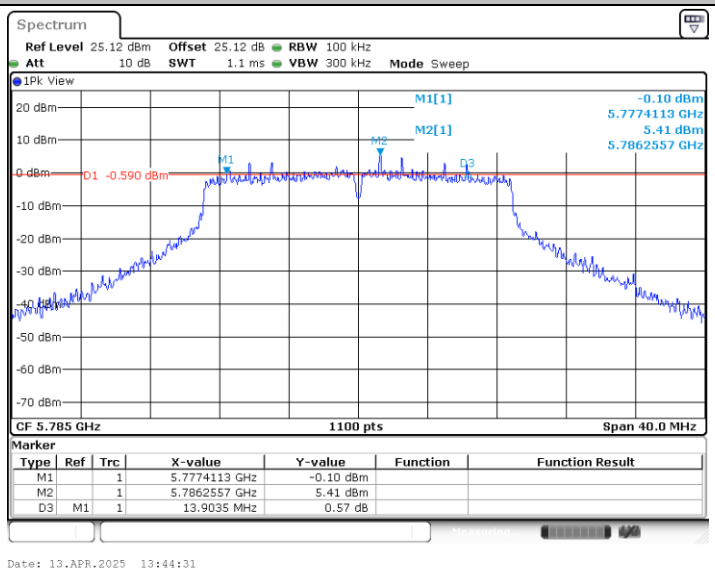

11N20SISO_5825

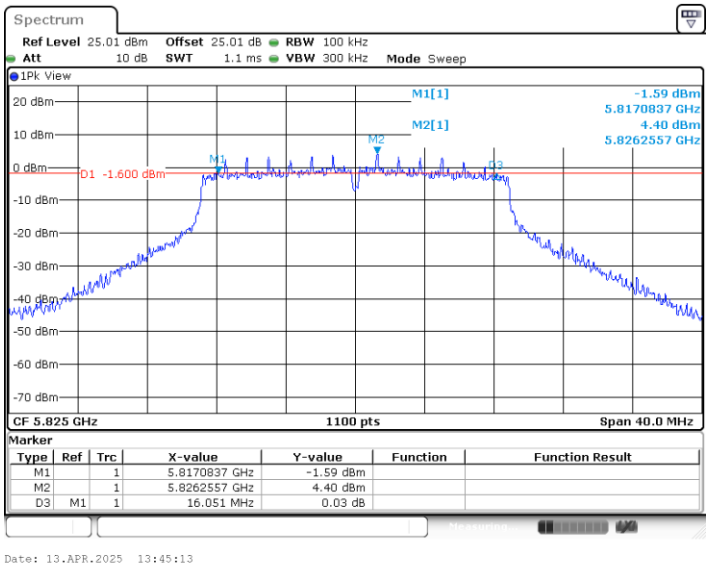

11N40SISO_5755

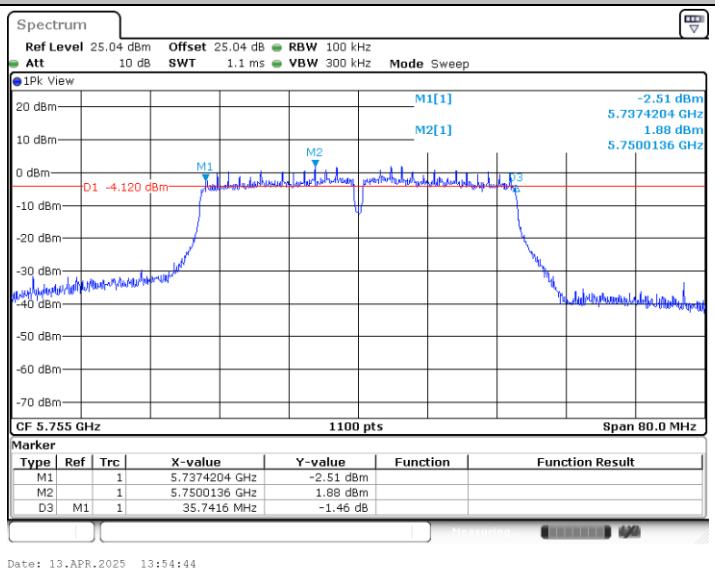

11N40SISO_5795

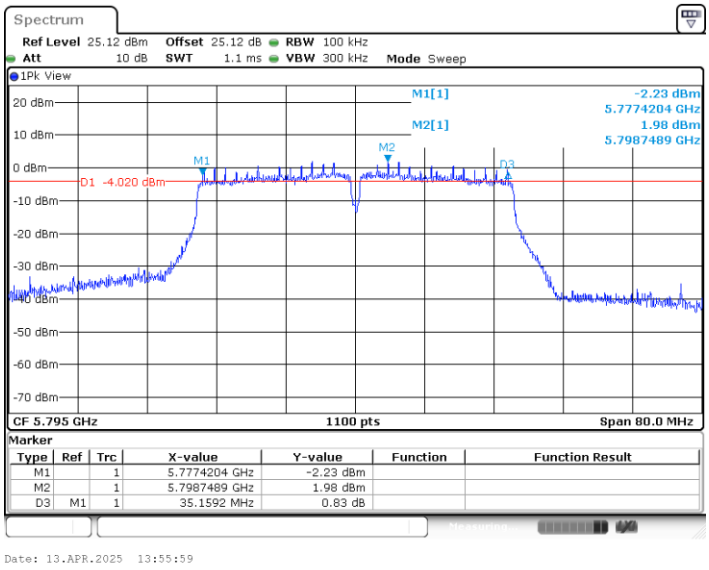

11AC80SISO_5775

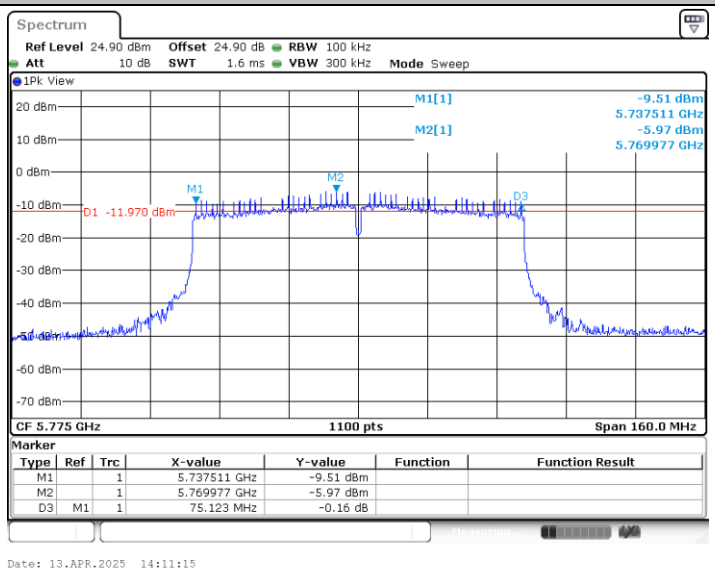

Maximum power spectral density

Test Result

TestMode	Antenna	Freq(MHz)	Result [dBm/MHz]	Limit[dBm/MHz]	Verdict
11A	Ant3	5180	0.12	≤11.00	PASS
		5220	0.28	≤11.00	PASS
		5240	0.1	≤11.00	PASS
		5260	-0.08	≤11.00	PASS
		5300	0.14	≤11.00	PASS
		5320	0.23	≤11.00	PASS
		5500	4	≤11.00	PASS
		5580	3.74	≤11.00	PASS
		5700	4.15	≤11.00	PASS
		5720_UNII-2C	4.41	≤11.00	PASS
		5720_UNII-3	-0.04	≤30.00	PASS
		5745	1.03	≤30.00	PASS
		5785	1.37	≤30.00	PASS
		5825	0.52	≤30.00	PASS
11N20SISO	Ant3	5180	-0.3	≤11.00	PASS
		5220	-0.09	≤11.00	PASS
		5240	-0.22	≤11.00	PASS
		5260	-0.49	≤11.00	PASS
		5300	-0.27	≤11.00	PASS
		5320	-0.25	≤11.00	PASS
		5500	3.6	≤11.00	PASS
		5580	3.28	≤11.00	PASS
		5700	3.74	≤11.00	PASS
		5720_UNII-2C	3.95	≤11.00	PASS
		5720_UNII-3	-0.56	≤30.00	PASS
		5745	0.63	≤30.00	PASS
		5785	0.96	≤30.00	PASS
		5825	0.12	≤30.00	PASS
11N40SISO	Ant3	5190	-2.88	≤11.00	PASS
		5230	-2.72	≤11.00	PASS
		5270	-3.07	≤11.00	PASS
		5310	-2.96	≤11.00	PASS
		5510	-0.83	≤11.00	PASS
		5550	0.97	≤11.00	PASS
		5670	0.9	≤11.00	PASS
		5710_UNII-2C	1.08	≤11.00	PASS
		5710_UNII-3	-3.86	≤30.00	PASS
		5755	-2	≤30.00	PASS
		5795	-1.97	≤30.00	PASS
11AC80SISO	Ant3	5210	-6.74	≤11.00	PASS
		5290	-6.66	≤11.00	PASS
		5530	-7.65	≤11.00	PASS
		5610	-7.6	≤11.00	PASS
		5690_UNII-2C	-7.39	≤11.00	PASS
		5690_UNII-3	-12.24	≤30.00	PASS
		5775	-9.97	≤30.00	PASS

Note：1.The Result and Limit Unit is dBm/500 kHz in the band 5.725–5.85 GHz.

2.The Duty Cycle Factor and is compensated in the graph.

Test Graphs

11A_Ant3_5180

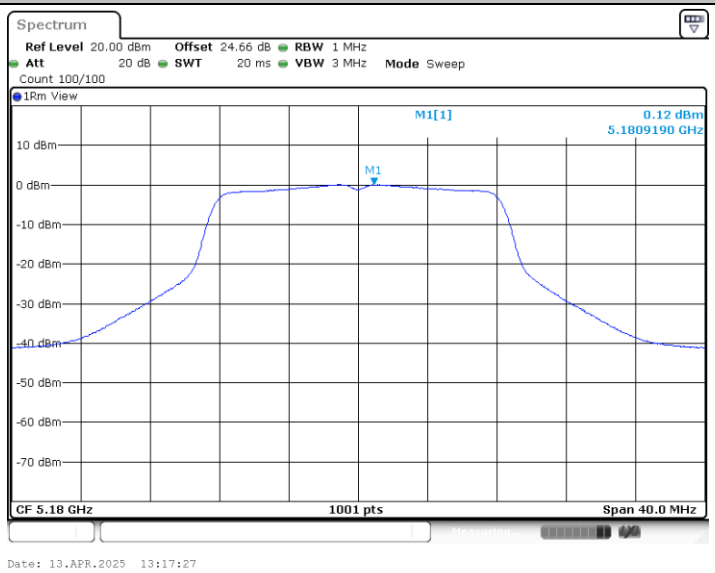

11A_Ant3_5220

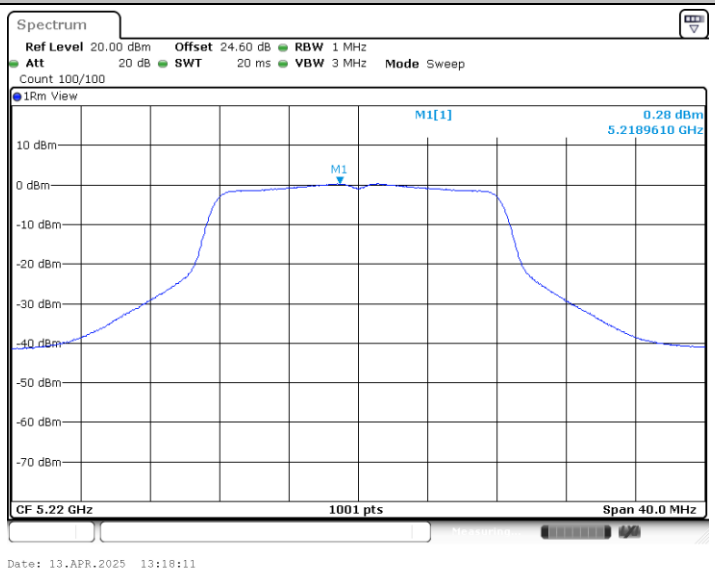

11A_Ant3_5240

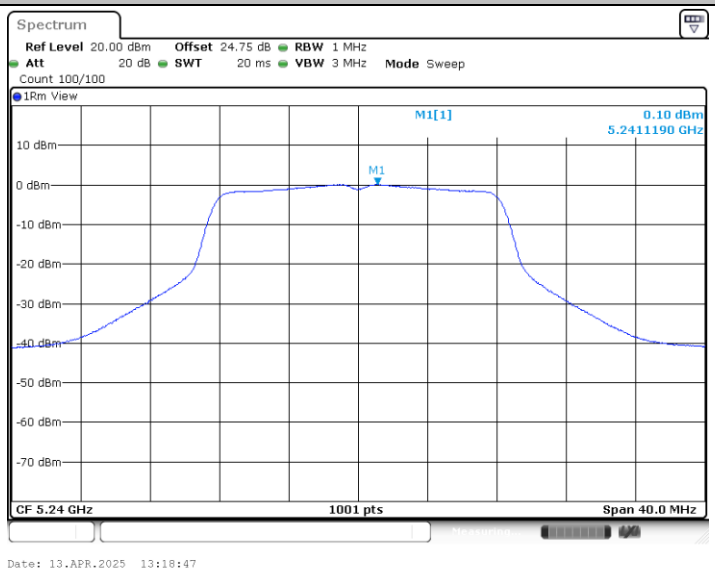

11A_Ant3_5260

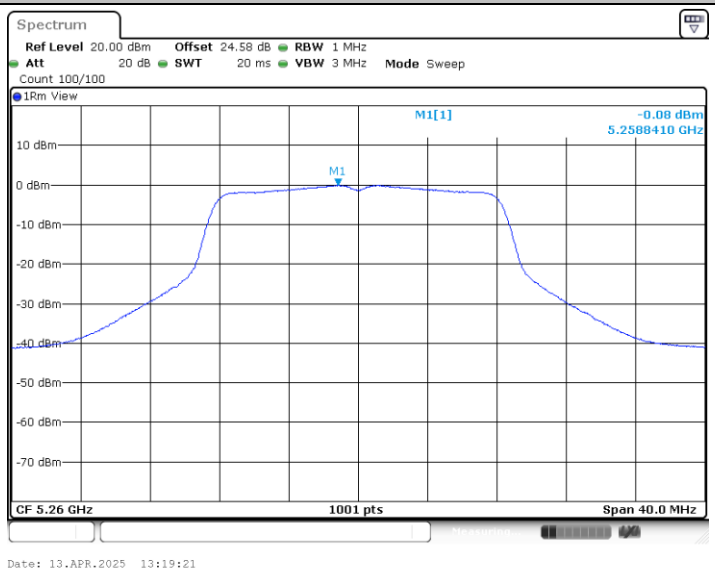

11A_Ant3_5300

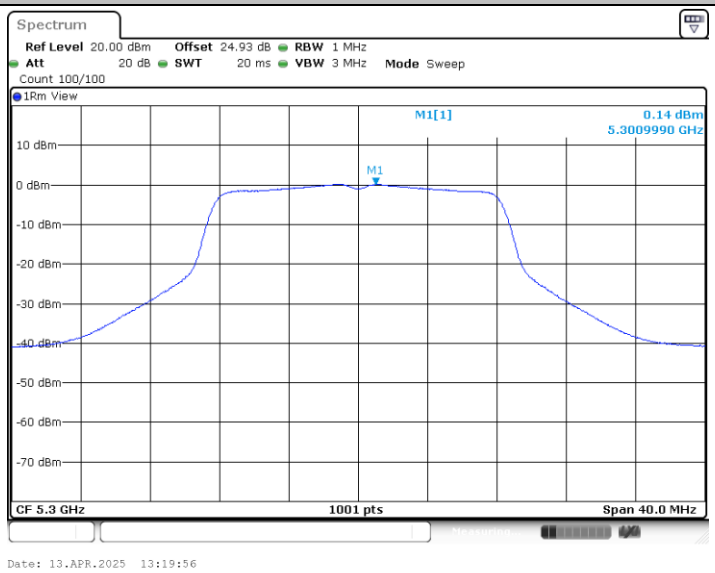

11A_Ant3_5320

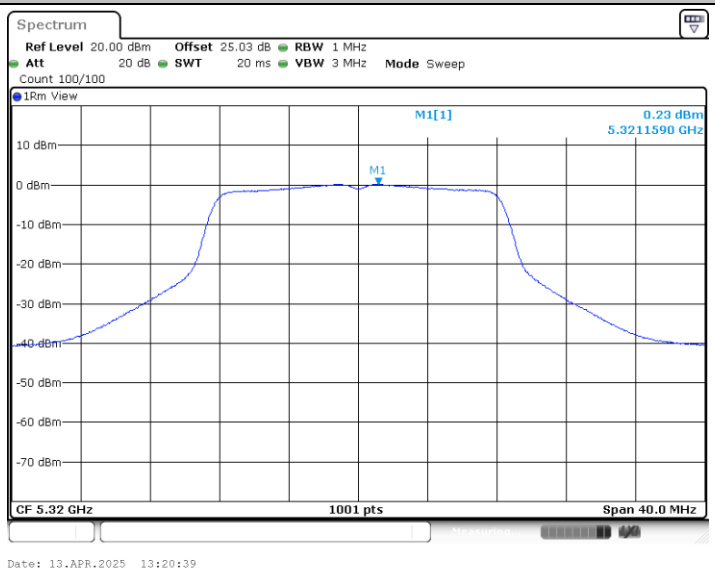

11A_Ant3_5500

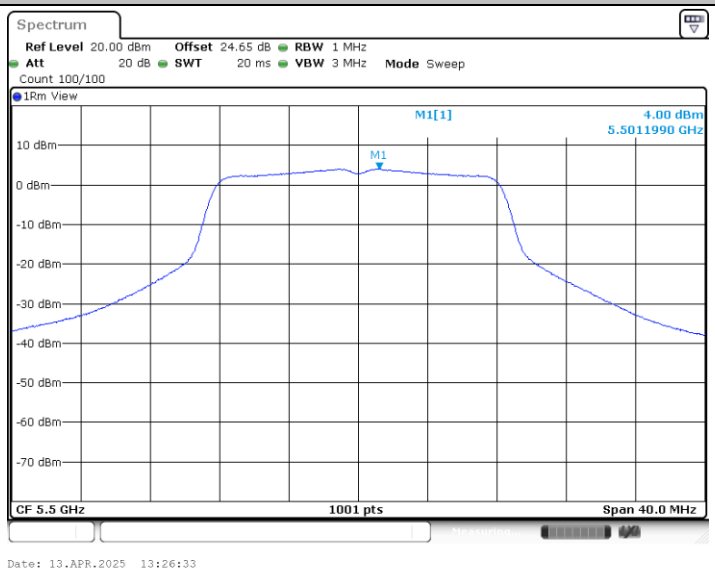

11A_Ant3_5580

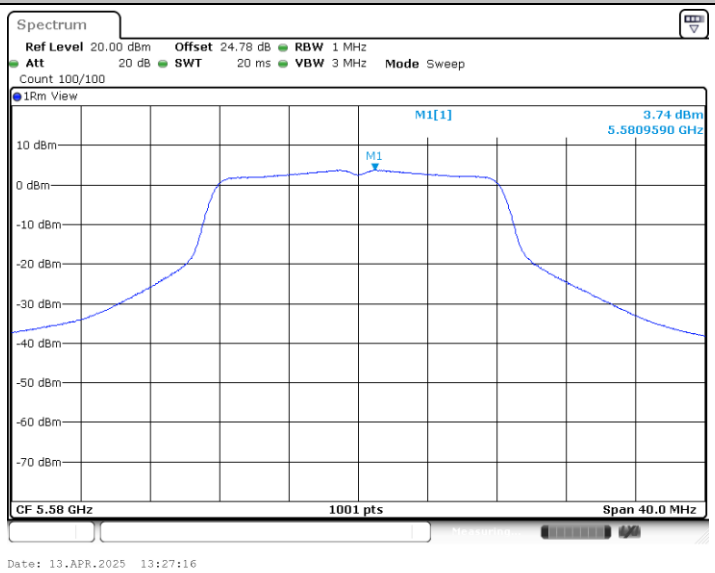

11A_Ant3_5700

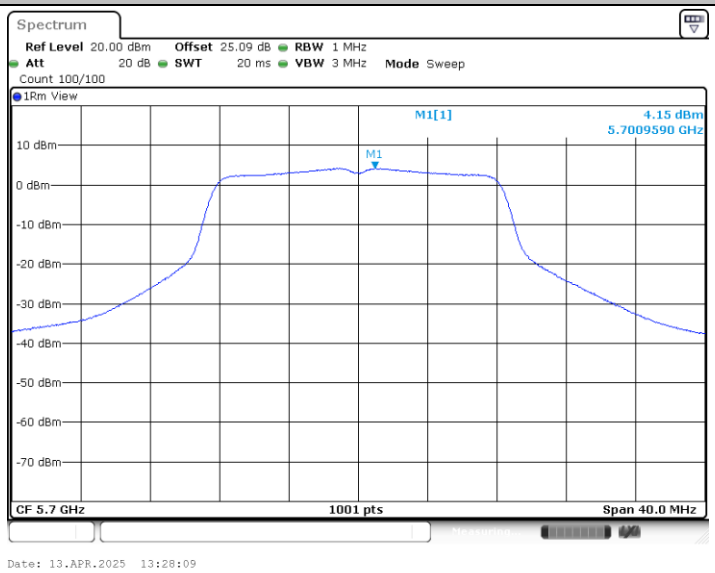

11A_Ant3_5720_UNII-2C

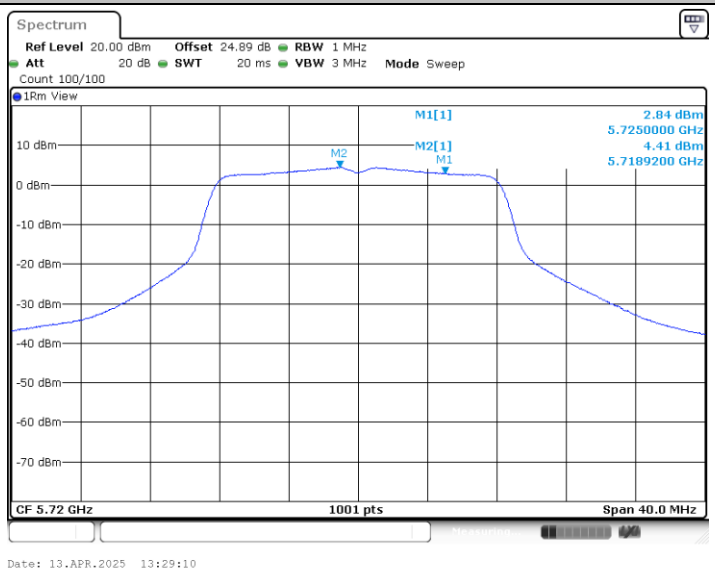

11A_Ant3_5720_UNII-3

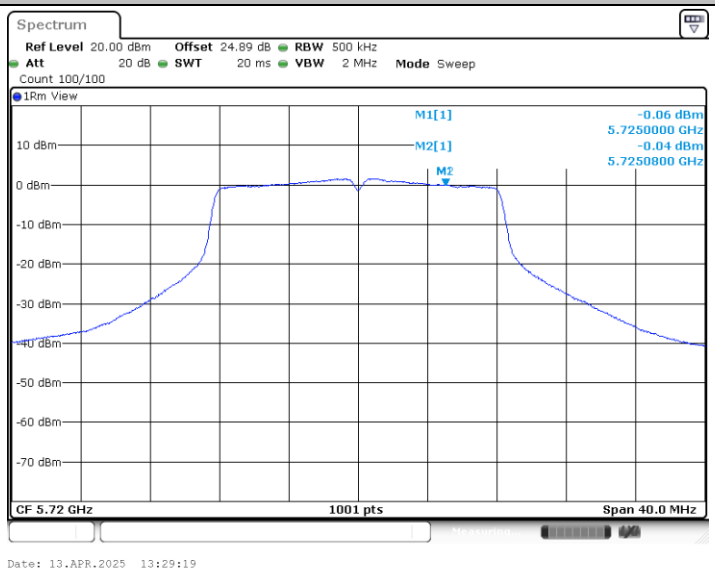

11A_Ant3_5745

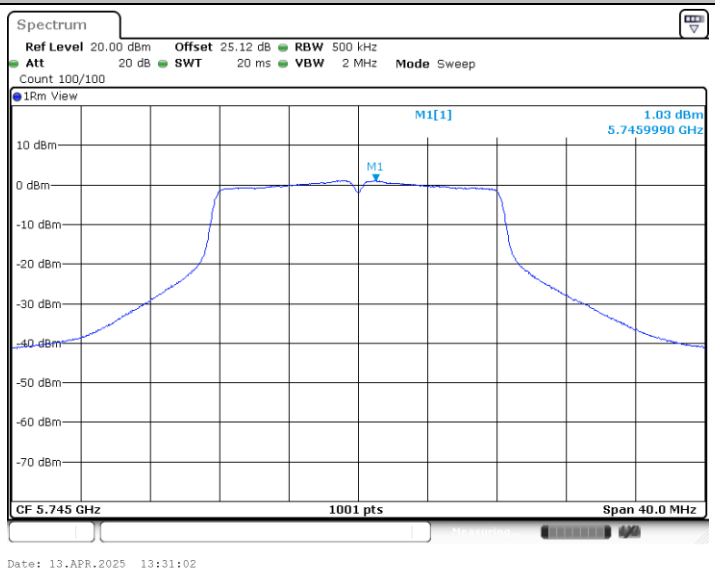

11A_Ant3_5785

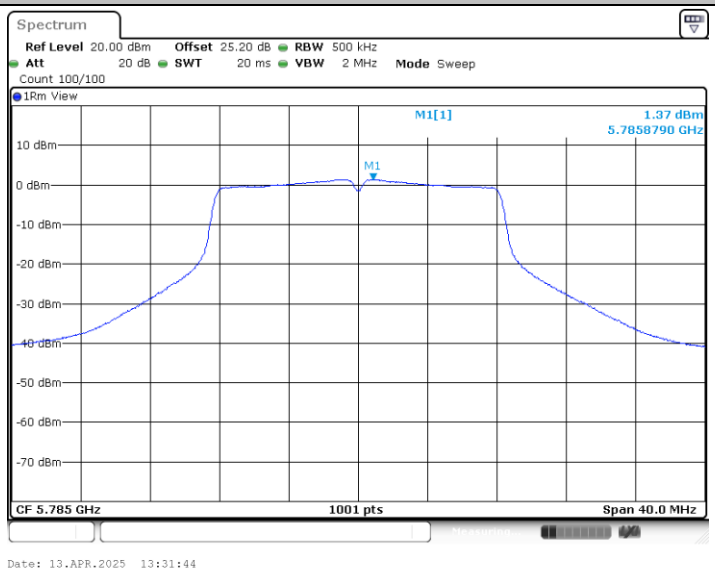

11A_Ant3_5825

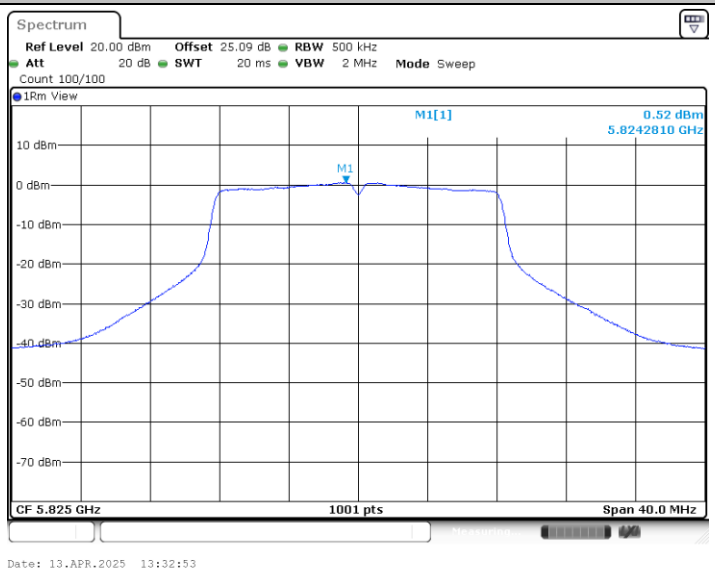

11N20SISO_Ant3_5180

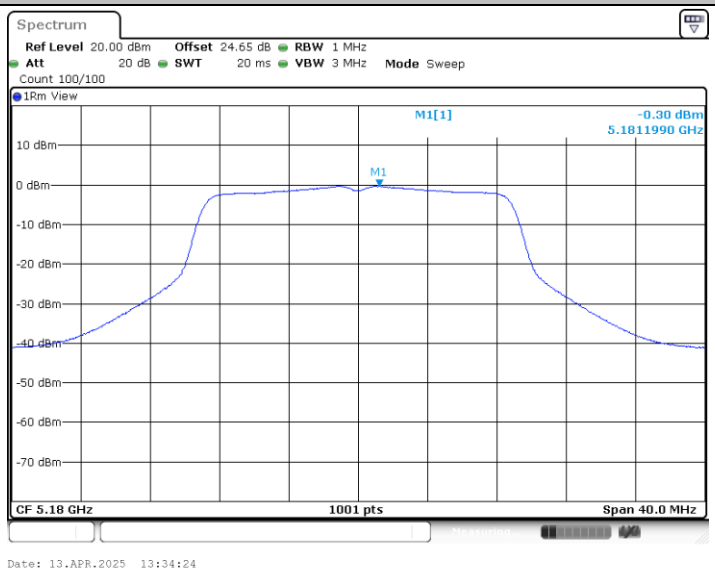

11N20SISO_Ant3_5220

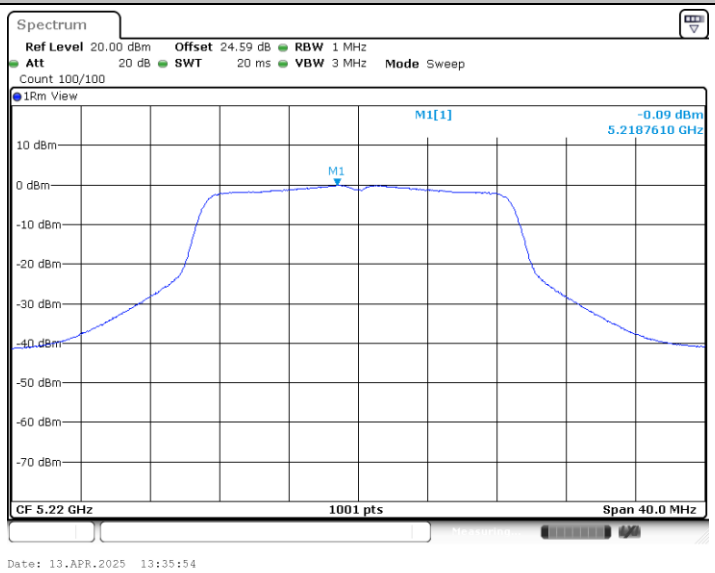

11N20SISO_Ant3_5240

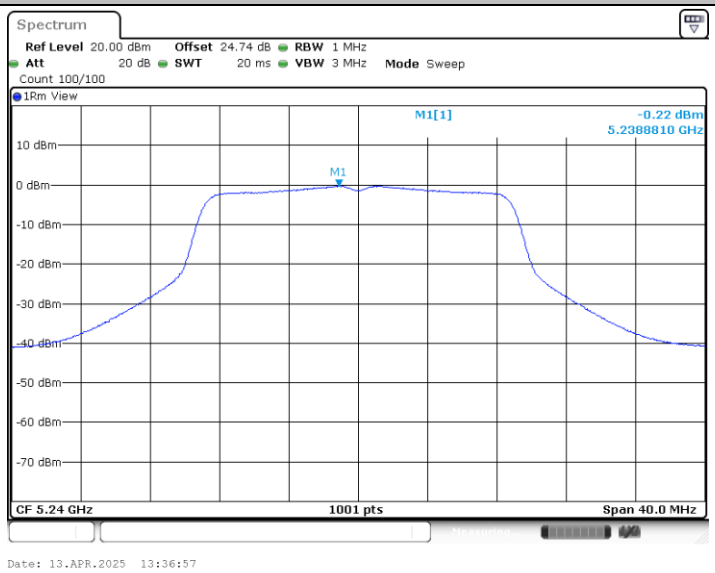

11N20SISO_Ant3_5260

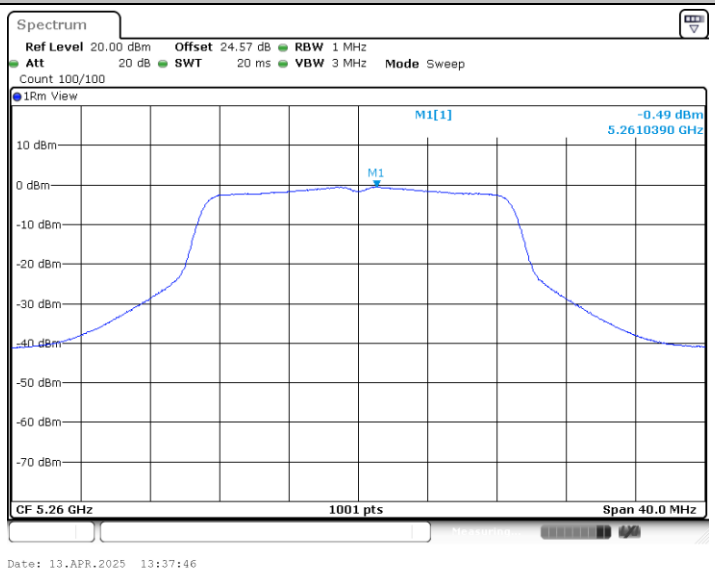

11N20SISO_Ant3_5300

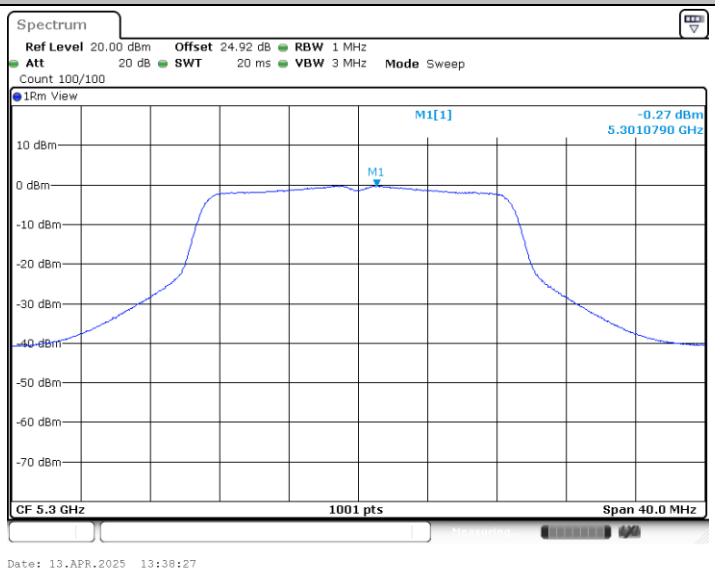

11N20SISO_Ant3_5320

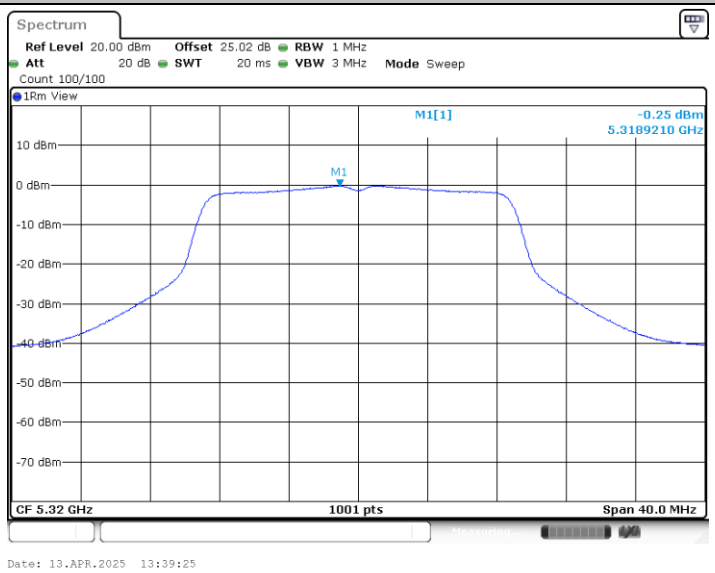

11N20SISO_Ant3_5500

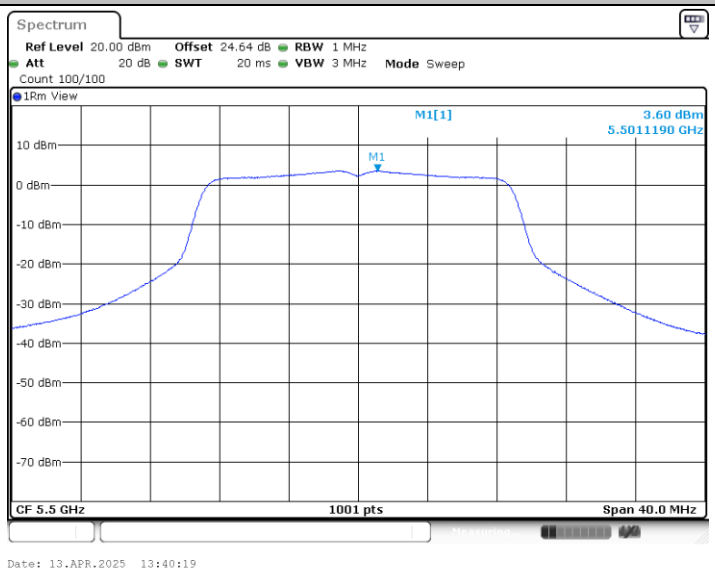

11N20SISO_Ant3_5580

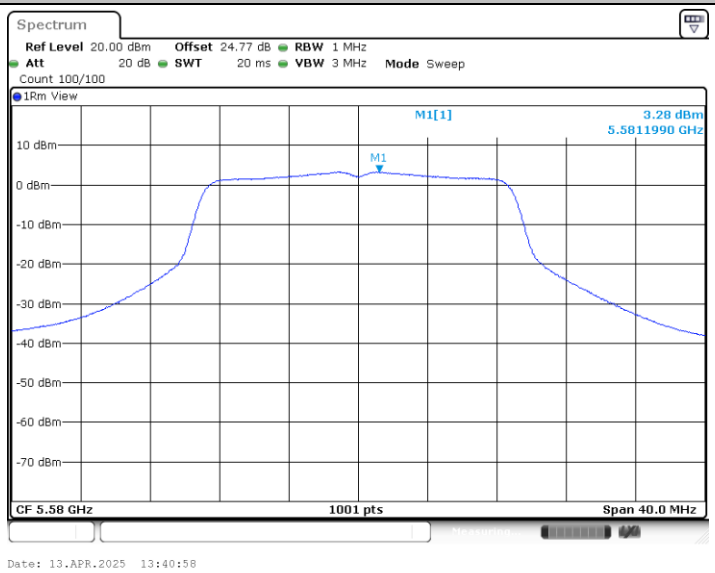

11N20SISO_Ant3_5700

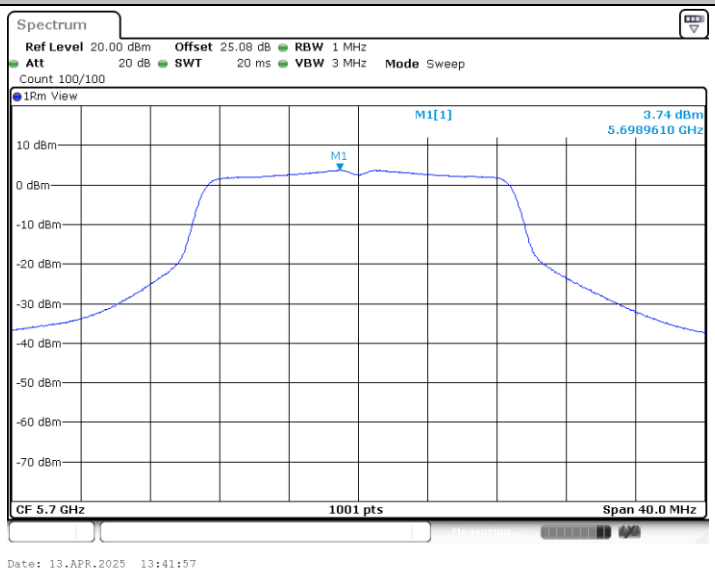

11N20SISO_Ant3_5720_UNII-2C

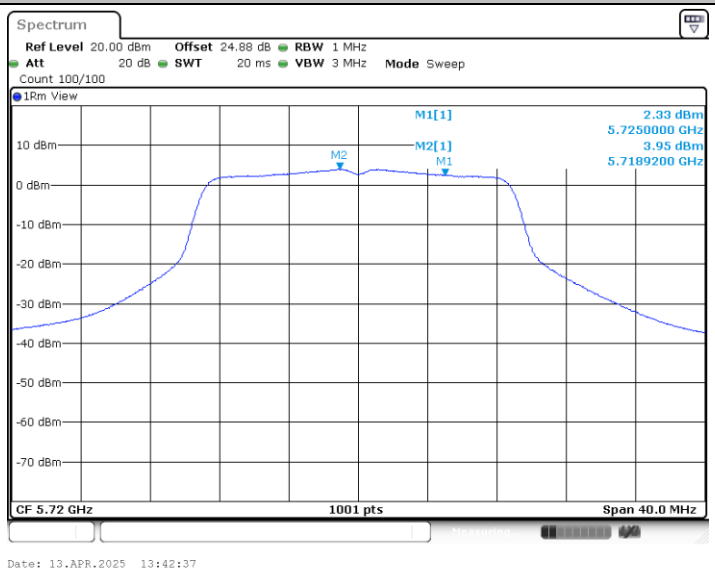

11N20SISO_Ant3_5720_UNII-3

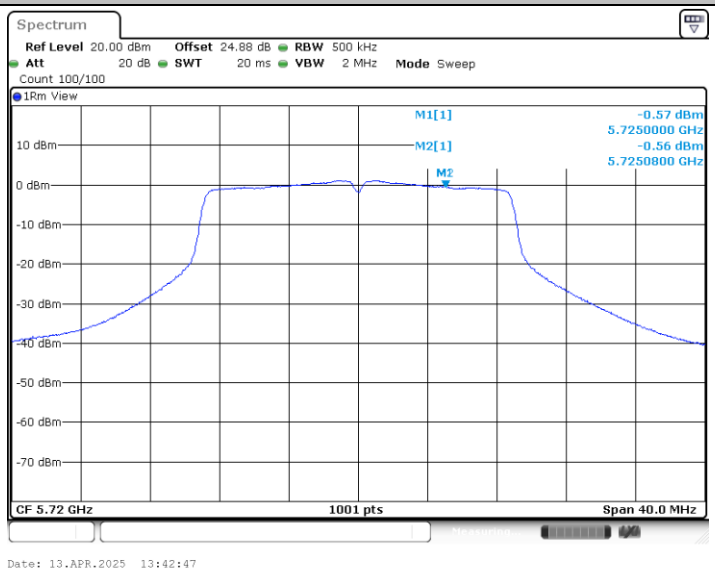

11N20SISO_Ant3_5745

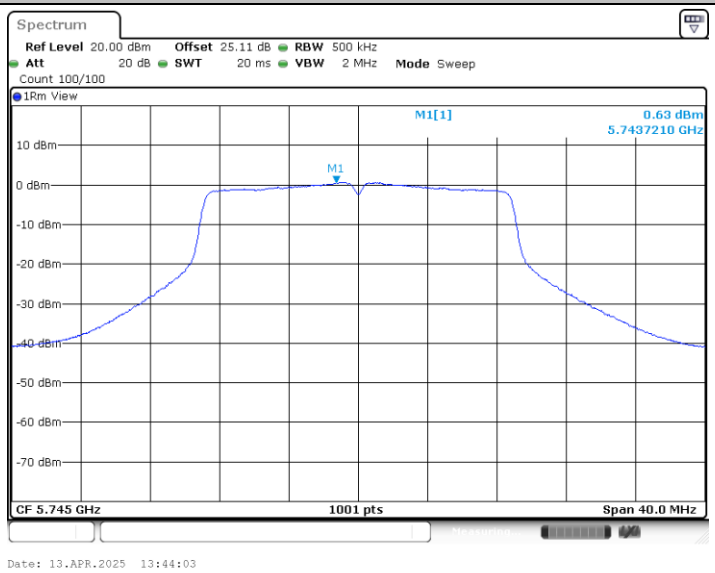

11N20SISO_Ant3_5785

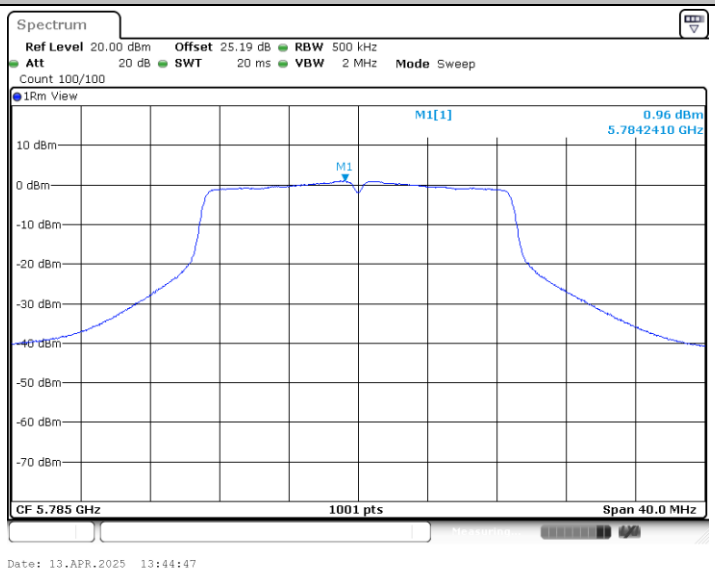

11N20SISO_Ant3_5825

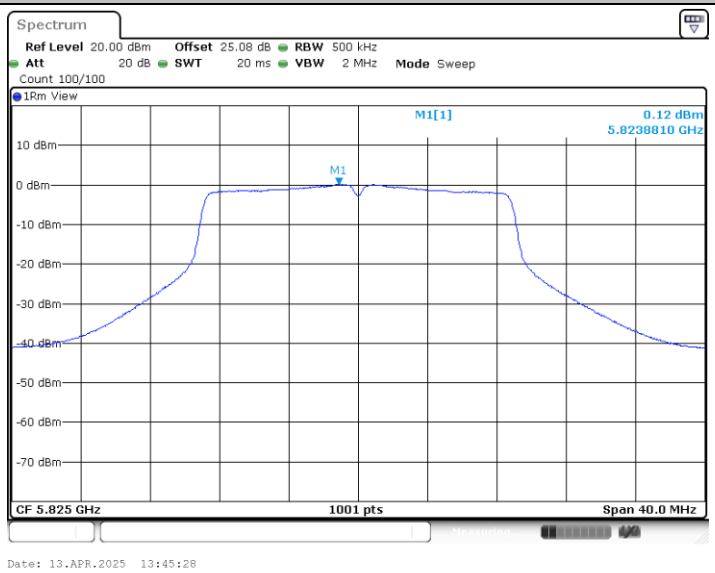

11N40SISO_Ant3_5190

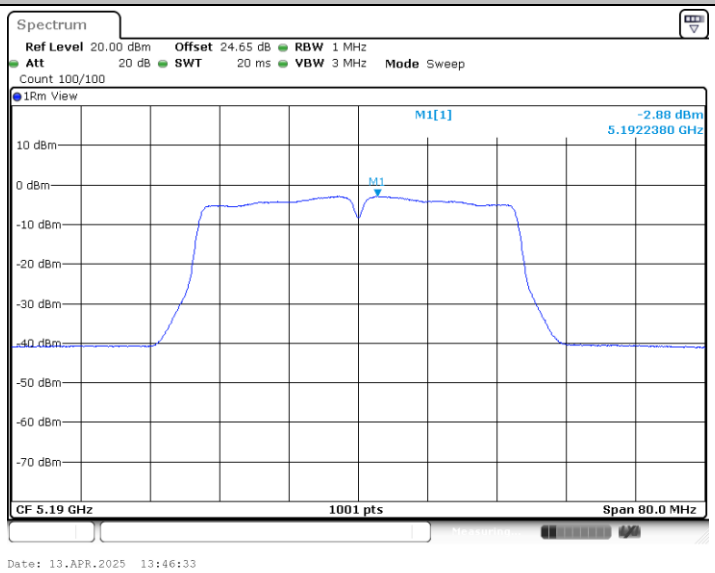

11N40SISO_Ant3_5230

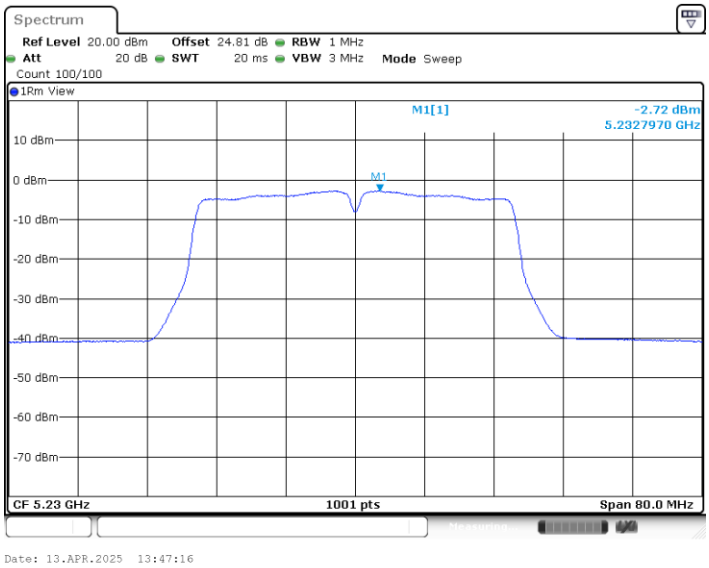

11N40SISO_Ant3_5270

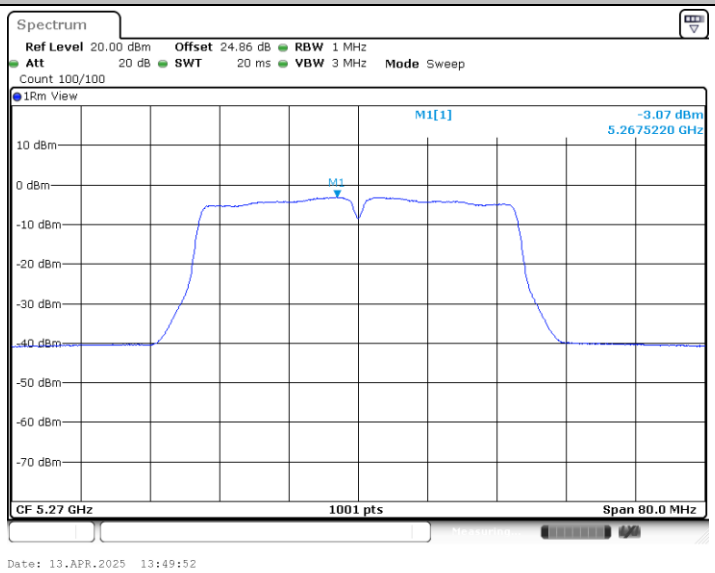

11N40SISO_Ant3_5310

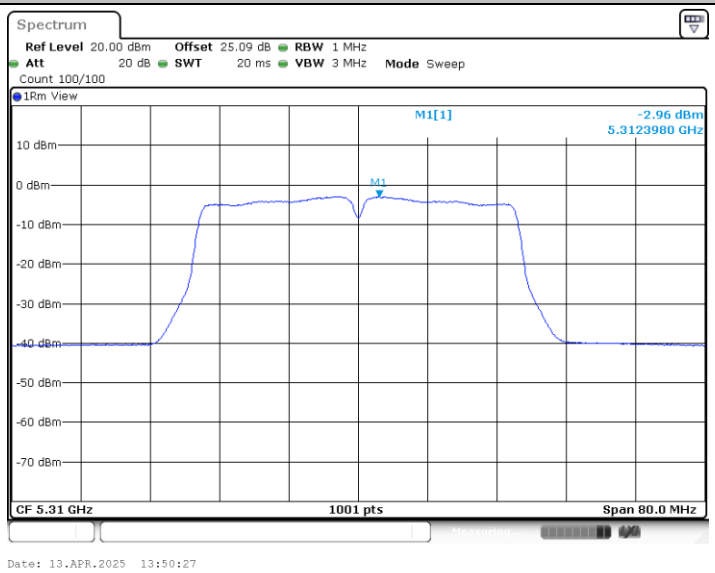

11N40SISO_Ant3_5510

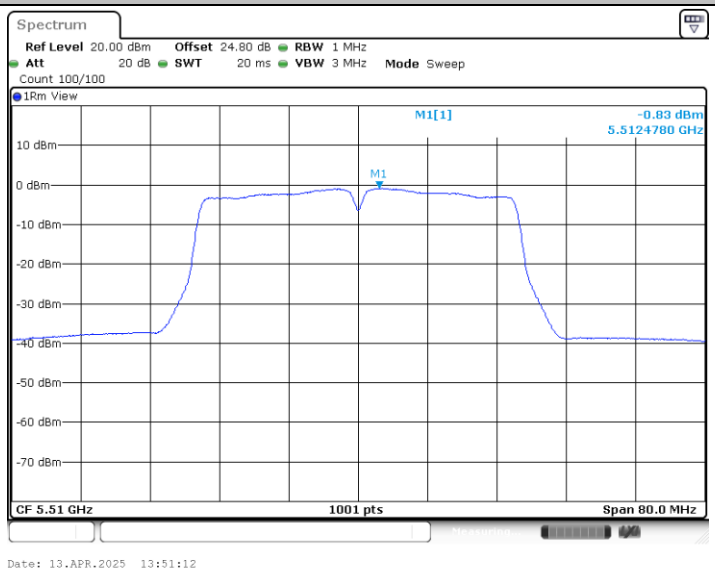

11N40SISO_Ant3_5550

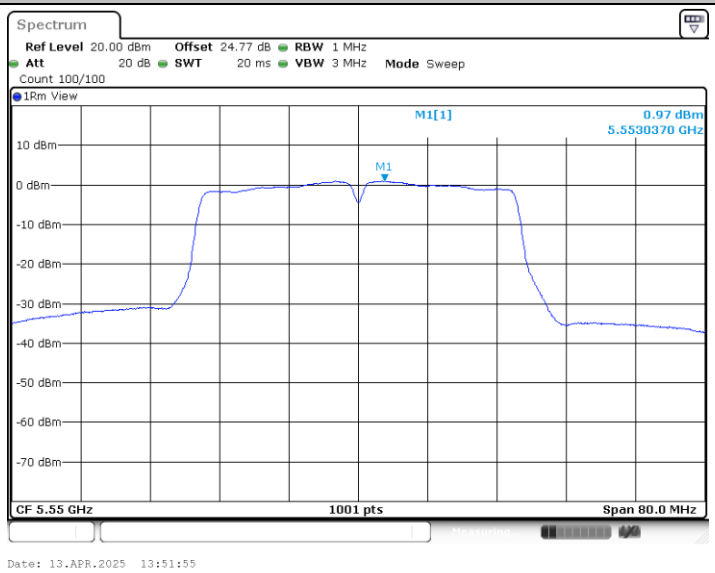

11N40SISO_Ant3_5670

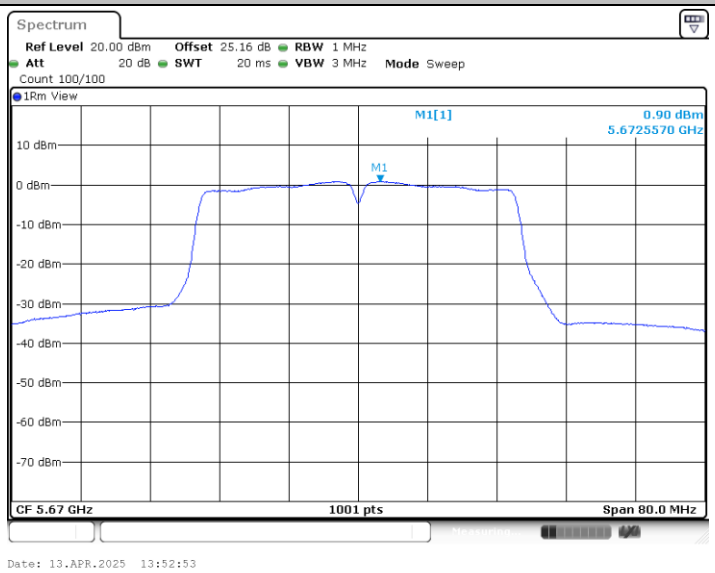

11N40SISO_Ant3_5710_UNII-2C

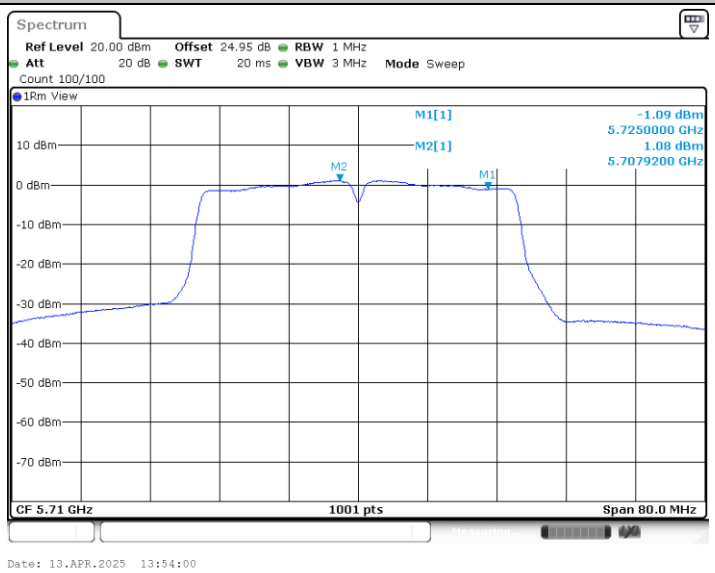

11N40SISO_Ant3_5710_UNII-3

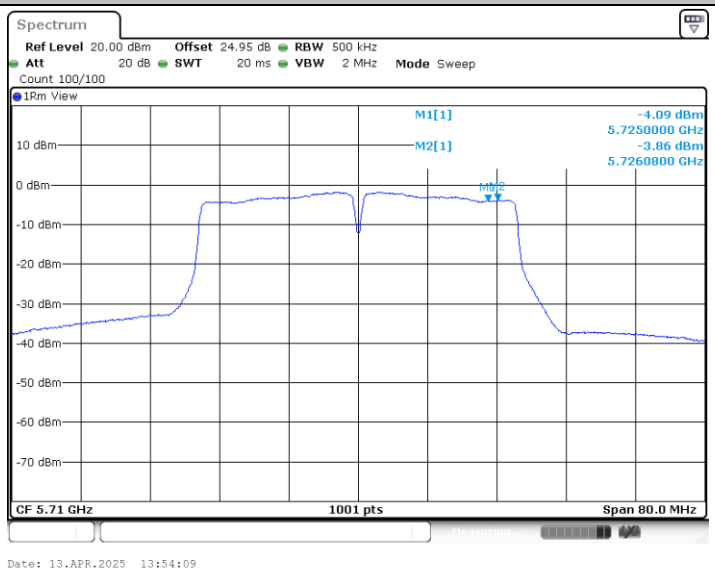

11N40SISO_Ant3_5755

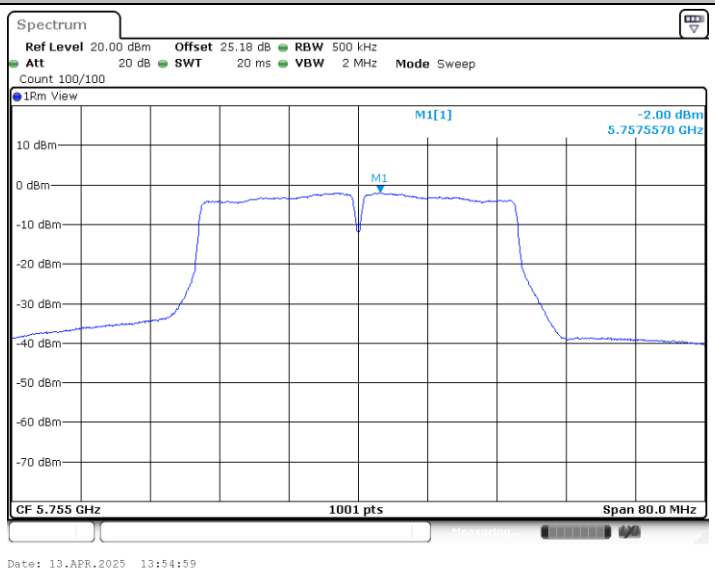

11N40SISO_Ant3_5795

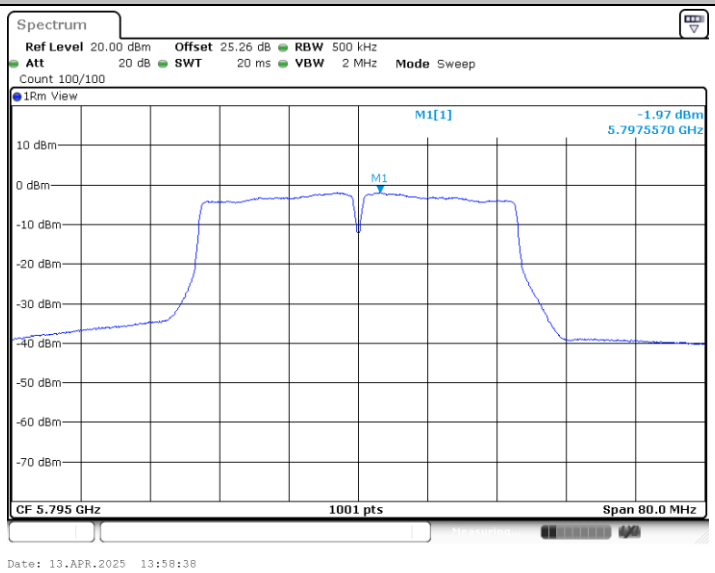

11AC80SISO_Ant3_5210

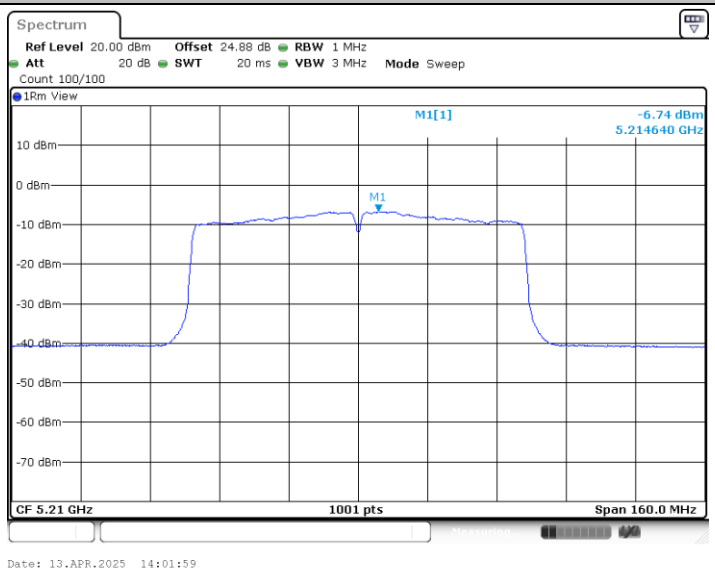

11AC80SISO_Ant3_5290

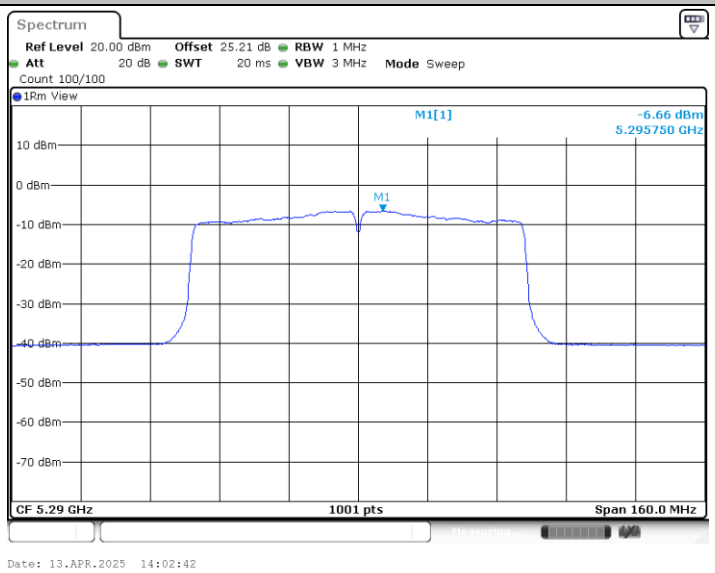

11AC80SISO_Ant3_5530

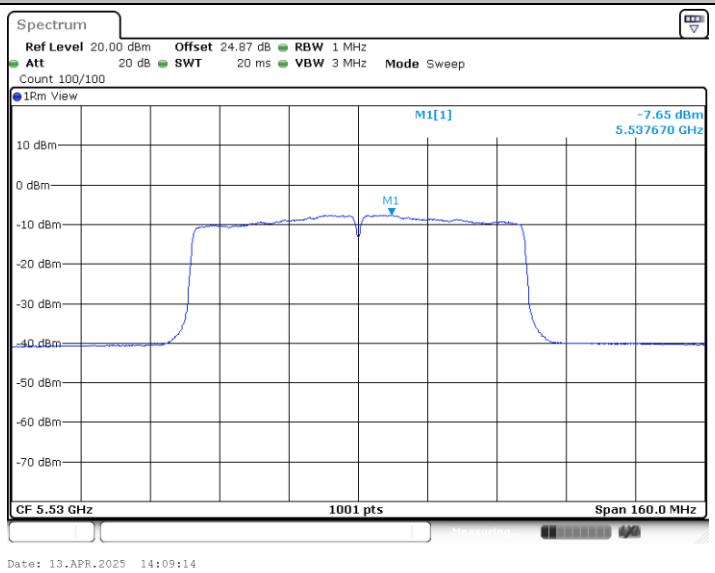

11AC80SISO_Ant3_5610

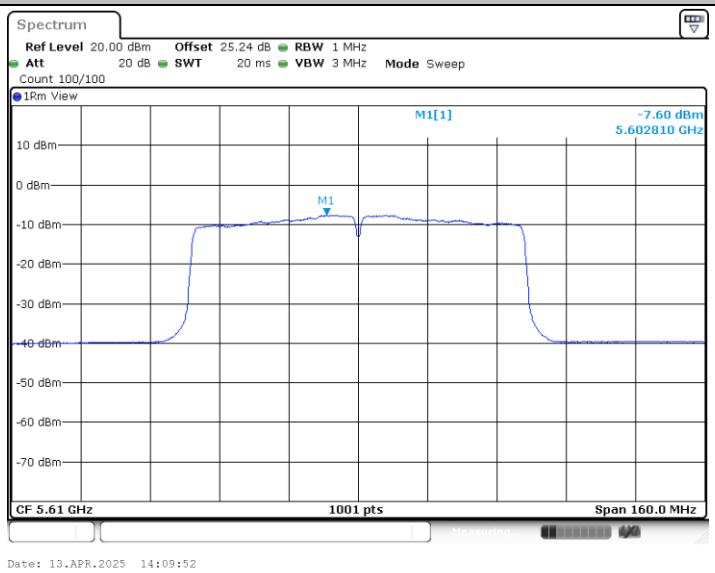

11AC80SISO_Ant3_5690_UNII-2C

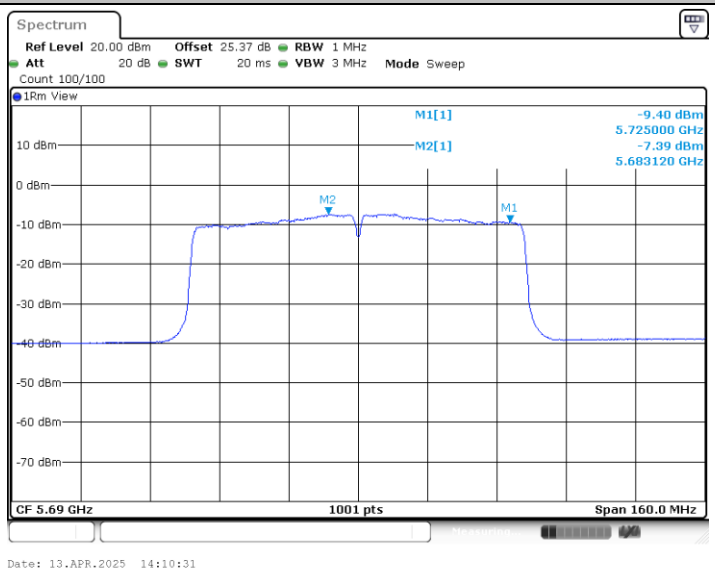

11AC80SISO_Ant3_5690_UNII-3

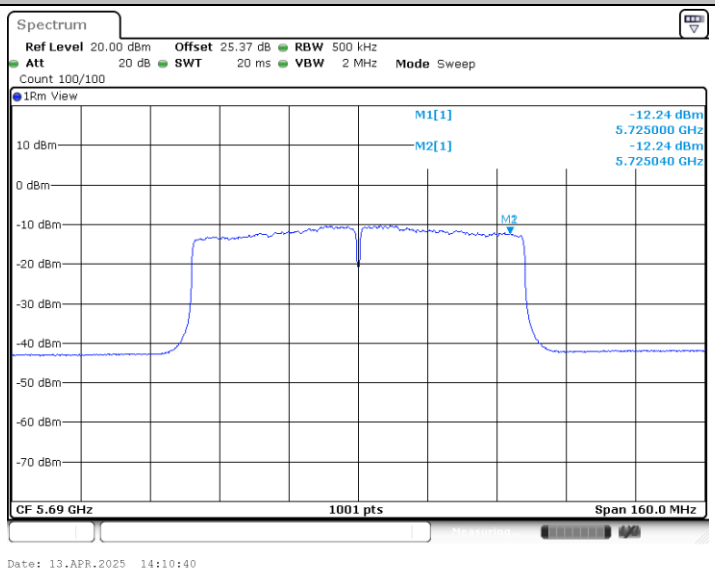

11AC80SISO_Ant3_5775

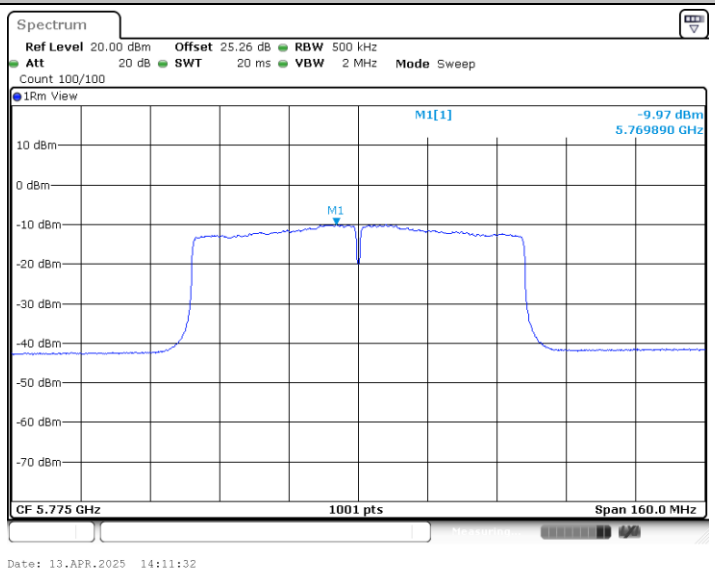

Appendix B. AC Conducted Emission Test Results

Test Engineer :	Amos Zhang	**Temperature :**	25.3~26.2℃
		Relative Humidity :	38~40%
Test Voltage :	120Vac / 60Hz	**Phase :**	Line
Remark :	All emissions not reported here are more than 10 dB below the prescribed limit.		

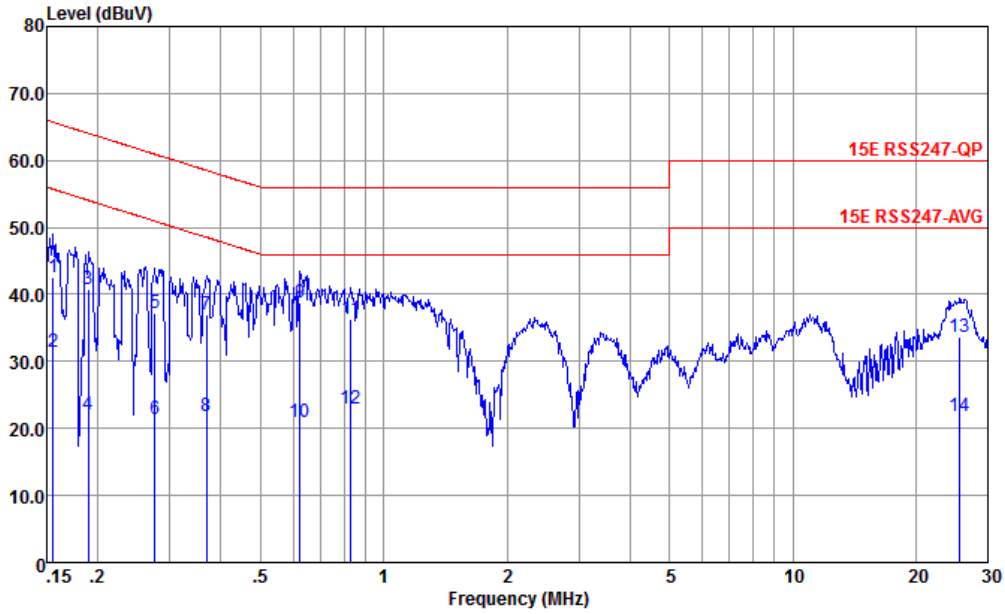

Site : CO01-KS
Condition : 15E RSS247-QP LISN-060105-L 2024 LINE
Project : (FZ) 530703
mode : Mode 1
IMEI : 352897500001261/352897500001279

	Freq	Level	Over Limit	Limit Line	Read Level	LISN Factor	Cable Loss	Remark
	MHz	dBuV	dB	dBuV	dBuV	dB	dB	
1	0.156	42.67	-23.02	65.69	32.10	0.12	10.45	QP
2	0.156	31.47	-24.22	55.69	20.90	0.12	10.45	Average
3	0.189	40.75	-23.31	64.06	30.20	0.09	10.46	QP
4	0.189	22.05	-32.01	54.06	11.50	0.09	10.46	Average
5	0.276	37.16	-23.78	60.94	26.60	0.09	10.47	QP
6	0.276	21.46	-29.48	50.94	10.90	0.09	10.47	Average
7	0.369	37.09	-21.43	58.52	26.59	0.01	10.49	QP
8	0.369	21.79	-26.73	48.52	11.29	0.01	10.49	Average
9 *	0.624	38.83	-17.17	56.00	28.61	-0.14	10.36	QP
10	0.624	21.03	-24.97	46.00	10.81	-0.14	10.36	Average
11	0.830	36.24	-19.76	56.00	26.10	-0.16	10.30	QP
12	0.830	23.04	-22.96	46.00	12.90	-0.16	10.30	Average
13	25.591	33.59	-26.41	60.00	23.49	-0.37	10.47	QP
14	25.591	21.89	-28.11	50.00	11.79	-0.37	10.47	Average

Test Engineer :	Amos Zhang	**Temperature :**	25.3~26.2℃
		Relative Humidity :	38~40%
Test Voltage :	120Vac / 60Hz	**Phase :**	Neutral
Remark :	All emissions not reported here are more than 10 dB below the prescribed limit.		

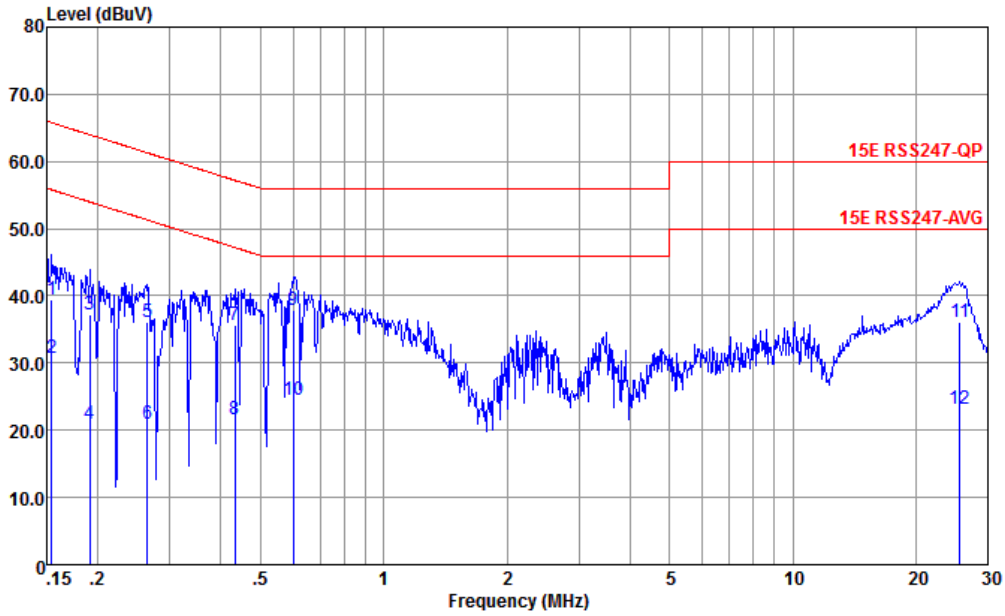

Site : CO01-KS
Condition : 15E RSS247-QP LISN-060105-N 2024 NEUTRAL
Project : (FZ) 530703
mode : Mode 1
IMEI : 352897500001261/352897500001279

	Freq MHz	Level dBuV	Over Limit dB	Limit Line dBuV	Read Level dBuV	LISN Factor dB	Cable Loss dB	Remark
1	0.154	39.37	-26.41	65.78	28.80	0.12	10.45	QP
2	0.154	30.67	-25.11	55.78	20.10	0.12	10.45	Average
3	0.191	37.19	-26.79	63.98	26.60	0.13	10.46	QP
4	0.191	20.89	-33.09	53.98	10.30	0.13	10.46	Average
5	0.264	36.13	-25.16	61.29	25.71	-0.05	10.47	QP
6	0.264	21.03	-30.26	51.29	10.61	-0.05	10.47	Average
7	0.433	35.62	-21.58	57.20	25.30	-0.14	10.46	QP
8	0.433	21.62	-25.58	47.20	11.30	-0.14	10.46	Average
9 *	0.601	37.81	-18.19	56.00	27.60	-0.16	10.37	QP
10	0.601	24.51	-21.49	46.00	14.30	-0.16	10.37	Average
11	25.591	36.16	-23.84	60.00	26.20	-0.51	10.47	QP
12	25.591	23.16	-26.84	50.00	13.20	-0.51	10.47	Average

Note:

1. Level(dBμV) = Read Level(dBμV) + LISN Factor(dB) + Cable Loss(dB)
2. Over Limit(dB) = Level(dBμV) – Limit Line(dBμV)

Appendix C. Radiated Spurious Emission

Test Engineer :	Jake	Relative Humidity :	41 ~ 42 %
		Temperature :	22 ~ 23 ℃

Radiated Spurious Emission Test Modes

Mode	Band	Band (GHz)	Antenna	Modulation	Channel	Frequency	Data Rate	RU
Mode 1	U-NII-1	5.15-5.25	3	802.11a	36	5180	6Mbps	-
Mode 2	U-NII-1	5.15-5.25	3	802.11a	44	5220	6Mbps	-
Mode 3	U-NII-1	5.15-5.25	3	802.11a	48	5240	6Mbps	-
Mode 4	U-NII-2A	5.25-5.35	3	802.11a	52	5280	6Mbps	-
Mode 5	U-NII-2A	5.25-5.35	3	802.11a	60	5300	6Mbps	-
Mode 6	U-NII-2A	5.25-5.35	3	802.11a	64	5320	6Mbps	-
Mode 7	U-NII-2C	5.47-5.725	3	802.11a	100	5500	6Mbps	-
Mode 8	U-NII-2C	5.47-5.725	3	802.11a	116	5580	6Mbps	-
Mode 9	U-NII-2C	5.47-5.725	3	802.11a	140	5700	6Mbps	-
Mode 10	U-NII-1	5.15-5.25	3	802.11n HT20	36	5180	MCS0	-
Mode 11	U-NII-1	5.15-5.25	3	802.11n HT20	44	5220	MCS0	-
Mode 12	U-NII-1	5.15-5.25	3	802.11n HT20	48	5240	MCS0	-
Mode 13	U-NII-2A	5.25-5.35	3	802.11n HT20	52	5280	MCS0	-
Mode 14	U-NII-2A	5.25-5.35	3	802.11n HT20	60	5300	MCS0	-
Mode 15	U-NII-2A	5.25-5.35	3	802.11n HT20	64	5320	MCS0	-
Mode 16	U-NII-2C	5.47-5.725	3	802.11n HT20	100	5500	MCS0	-
Mode 17	U-NII-2C	5.47-5.725	3	802.11n HT20	116	5580	MCS0	-
Mode 18	U-NII-2C	5.47-5.725	3	802.11n HT20	140	5700	MCS0	-
Mode 19	U-NII-1	5.15-5.25	3	802.11n HT40	38	5190	MCS0	-
Mode 20	U-NII-1	5.15-5.25	3	802.11n HT40	46	5230	MCS0	-
Mode 21	U-NII-2A	5.25-5.35	3	802.11n HT40	54	5270	MCS0	-
Mode 22	U-NII-2A	5.25-5.35	3	802.11n HT40	62	5310	MCS0	-
Mode 23	U-NII-2C	5.47-5.725	3	802.11n HT40	102	5510	MCS0	-
Mode 24	U-NII-2C	5.47-5.725	3	802.11n HT40	110	5550	MCS0	-
Mode 25	U-NII-2C	5.47-5.725	3	802.11n HT40	134	5670	MCS0	-
Mode 26	U-NII-1	5.15-5.25	3	802.11ac VHT80	42	5210	MCS0	-
Mode 27	U-NII-2A	5.25-5.35	3	802.11ac VHT80	58	5290	MCS0	-
Mode 28	U-NII-2C	5.47-5.725	3	802.11ac VHT80	106	5530	MCS0	-
Mode 29	U-NII-2C	5.47-5.725	3	802.11ac VHT80	122	5610	MCS0	-
Mode 30	U-NII-3	5.725-5.85	3	802.11a	149	5745	6Mbps	-
Mode 31	U-NII-3	5.725-5.85	3	802.11a	157	5785	6Mbps	-
Mode 32	U-NII-3	5.725-5.85	3	802.11a	165	5825	6Mbps	-
Mode 33	U-NII-3	5.725-5.85	3	802.11n HT20	149	5745	MCS0	-
Mode 34	U-NII-3	5.725-5.85	3	802.11n HT20	157	5785	MCS0	-
Mode 35	U-NII-3	5.725-5.85	3	802.11n HT20	165	5825	MCS0	-
Mode 36	U-NII-3	5.725-5.85	3	802.11n HT40	151	5755	MCS0	-
Mode 37	U-NII-3	5.725-5.85	3	802.11n HT40	159	5795	MCS0	-
Mode 38	U-NII-3	5.725-5.85	3	802.11ac VHT80	155	5775	MCS0	-
Mode 39	U-NII-2C	5.47-5.725	3	802.11a	144	5720	6Mbps	-
Mode 40	U-NII-2C	5.47-5.725	3	802.11n HT20	144	5720	MCS0	-
Mode 41	U-NII-2C	5.47-5.725	3	802.11n HT40	142	5710	MCS0	-
Mode 42	U-NII-2C	5.47-5.725	3	802.11ac VHT80	138	5690	MCS0	-

For Co-location mode:

Mode	Band	Band (GHz)	Antenna	Modulation	Channel	Frequency	Data Rate	RU	Remark
Mode 43	U-NII-2C	5.47-5.725	3	802.11n HT40	102	5510	MCS0	-	-
	Part 27F LTE B13 BW=5M								

Summary of each worse mode

Mode	Modulation	Ch.	Freq. (MHz)	Level (dBuV/m)	Limit (dBuV/m)	Margin (dB)	Pol.	Peak Avg.	Result	Remark
1	802.11a	36	5150.00	47.30	54.00	-6.70	H	AVERAGE	Pass	Band Edge
	802.11a	36	10360.00	44.88	68.20	-23.32	H	PEAK	Pass	Harmonic
2	802.11a	44	-	-	-	-	-	-	-	Band Edge
	802.11a	44	10440.00	44.01	68.20	-24.19	H	PEAK	Pass	Harmonic
3	802.11a	48	-	-	-	-	-	-	-	Band Edge
	802.11a	48	10480.00	44.03	68.20	-24.17	V	PEAK	Pass	Harmonic
4	802.11a	52	-	-	-	-	-	-	-	Band Edge
	802.11a	52	10560.00	43.61	68.20	-24.59	H	PEAK	Pass	Harmonic
5	802.11a	60	-	-	-	-	-	-	-	Band Edge
	802.11a	60	10600.00	44.31	74.00	-29.69	H	PEAK	Pass	Harmonic
6	802.11a	64	5350.00	47.48	54.00	-6.52	H	AVERAGE	Pass	Band Edge
6	802.11a	64	10640.00	43.56	74.00	-30.44	V	PEAK	Pass	Harmonic
7	802.11a	100	5466.64	58.21	68.20	-9.99	H	PEAK	Pass	Band Edge
7	802.11a	100	11000.00	45.06	74.00	-28.94	V	PEAK	Pass	Harmonic
8	802.11a	116	-	-	-	-	-	-	-	Band Edge
8	802.11a	116	11160.00	45.13	74.00	-28.87	V	PEAK	Pass	Harmonic
9	802.11a	140	5735.08	57.89	68.20	-10.31	H	PEAK	Pass	Band Edge
9	802.11a	140	11400.00	44.91	74.00	-29.09	H	PEAK	Pass	Harmonic
10	802.11n HT20	36	5149.30	46.73	54.00	-7.27	H	AVERAGE	Pass	Band Edge
10	802.11n HT20	36	10360.00	44.67	68.20	-23.53	H	PEAK	Pass	Harmonic
11	802.11n HT20	44	-	-	-	-	-	-	-	Band Edge
11	802.11n HT20	44	10440.00	45.07	68.20	-23.13	V	PEAK	Pass	Harmonic
12	802.11n HT20	48	-	-	-	-	-	-	-	Band Edge
12	802.11n HT20	48	10480.00	44.40	68.20	-23.80	V	PEAK	Pass	Harmonic
13	802.11n HT20	52	-	-	-	-	-	-	-	Band Edge
13	802.11n HT20	52	10560.00	44.86	68.20	-23.34	H	PEAK	Pass	Harmonic
14	802.11n HT20	60	-	-	-	-	-	-	-	Band Edge
14	802.11n HT20	60	10600.00	43.17	74.00	-30.83	V	PEAK	Pass	Harmonic
15	802.11n HT20	64	5350.10	48.40	54.00	-5.60	H	AVERAGE	Pass	Band Edge
15	802.11n HT20	64	10640.00	44.27	74.00	-29.73	V	PEAK	Pass	Harmonic

16	802.11n HT20	100	5459.60	43.84	54.00	-10.16	H	AVERAGE	Pass	Band Edge
16	802.11n HT20	100	11000.00	44.50	74.00	-29.50	H	PEAK	Pass	Harmonic
17	802.11n HT20	116	-	-	-	-	-	-	-	Band Edge
17	802.11n HT20	116	11160.00	44.93	74.00	-29.07	H	PEAK	Pass	Harmonic
18	802.11n HT20	140	5725.32	59.33	68.20	-8.87	V	PEAK	Pass	Band Edge
18	802.11n HT20	140	11400.00	43.83	74.00	-30.17	H	PEAK	Pass	Harmonic
19	802.11n HT40	38	5149.92	50.86	54.00	-3.14	H	AVERAGE	Pass	Band Edge
19	802.11n HT40	38	10380.00	45.00	68.20	-23.20	H	PEAK	Pass	Harmonic
20	802.11n HT40	46	-	-	-	-	-	-	-	Band Edge
20	802.11n HT40	46	10460.00	44.91	68.20	-23.29	H	PEAK	Pass	Harmonic
21	802.11n HT40	54	-	-	-	-	-	-	-	Band Edge
21	802.11n HT40	54	10540.00	44.22	68.20	-23.98	H	PEAK	Pass	Harmonic
22	802.11n HT40	62	5350.10	49.91	54.00	-4.09	H	AVERAGE	Pass	Band Edge
22	802.11n HT40	62	10620.00	43.47	74.00	-30.53	H	PEAK	Pass	Harmonic
23	802.11n HT40	102	5467.44	65.13	68.20	-3.07	H	Peak	Pass	Band Edge
23	802.11n HT40	102	11020.00	45.79	74.00	-28.21	V	PEAK	Pass	Harmonic
24	802.11n HT40	110	-	-	-	-	-	-	-	Band Edge
24	802.11n HT40	110	11100.00	45.19	74.00	-28.81	V	PEAK	Pass	Harmonic
25	802.11n HT40	134	5725.80	57.22	68.20	-10.98	V	PEAK	Pass	Band Edge
25	802.11n HT40	134	11340.00	43.88	74.00	-30.12	V	PEAK	Pass	Harmonic
26	802.11ac VHT80	42	5143.84	48.21	54.00	-5.79	H	AVERAGE	Pass	Band Edge
26	802.11ac VHT80	42	10420.00	43.91	68.20	-24.29	V	PEAK	Pass	Harmonic
27	802.11ac VHT80	58	5354.20	48.74	54.00	-5.26	H	AVERAGE	Pass	Band Edge
27	802.11ac VHT80	58	10580.00	42.72	68.20	-25.48	V	PEAK	Pass	Harmonic
28	802.11ac VHT80	106	5458.16	45.95	54.00	-8.05	V	AVERAGE	Pass	Band Edge
28	802.11ac VHT80	106	11060.00	43.81	74.00	-30.19	H	PEAK	Pass	Harmonic
29	802.11ac VHT80	122	5458.16	42.98	54.00	-11.02	V	AVERAGE	Pass	Band Edge
29	802.11ac VHT80	122	11220.00	42.44	74.00	-31.56	H	PEAK	Pass	Harmonic
30	802.11a	149	5635.20	52.19	68.20	-16.01	V	PEAK	Pass	Band Edge
30	802.11a	149	11490.00	45.32	74.00	-28.68	H	PEAK	Pass	Harmonic
31	802.11a	157	-	-	-	-	-	-	-	Band Edge
31	802.11a	157	11570.00	45.52	74.00	-28.48	H	PEAK	Pass	Harmonic
32	802.11a	165	5983.20	51.81	68.20	-16.39	V	PEAK	Pass	Band Edge
32	802.11a	165	11650.00	45.48	74.00	-28.52	H	PEAK	Pass	Harmonic

33	802.11n HT20	149	5632.80	51.82	68.20	-16.38	V	PEAK	Pass	Band Edge
33	802.11n HT20	149	11490.00	44.29	74.00	-29.71	V	PEAK	Pass	Harmonic
34	802.11n HT20	157	-	-	-	-	-	-	-	Band Edge
34	802.11n HT20	157	11570.00	45.30	74.00	-28.70	H	PEAK	Pass	Harmonic
35	802.11n HT20	165	5926.00	52.50	68.20	-15.70	V	PEAK	Pass	Band Edge
35	802.11n HT20	165	11650.00	45.55	74.00	-28.45	H	PEAK	Pass	Harmonic
36	802.11n HT40	151	5625.58	52.05	68.20	-16.15	V	PEAK	Pass	Band Edge
36	802.11n HT40	151	-	-	-	-	-	-	-	Harmonic
37	802.11n HT40	159	5972.80	53.21	68.20	-14.99	H	PEAK	Pass	Band Edge
37	802.11n HT40	159	11590.00	44.56	74.00	-29.44	H	PEAK	Pass	Harmonic
38	802.11ac VHT80	155	5924.80	52.35	68.35	-16.00	V	PEAK	Pass	Band Edge
38	802.11ac VHT80	155	11550.00	41.97	74.00	-32.03	H	PEAK	Pass	Harmonic
39	802.11a	144	-	-	-	-	-	-	-	Band Edge
39	802.11a	144	11440.00	44.90	74.00	-29.10	H	PEAK	Pass	Harmonic
40	802.11n HT20	144	-	-	-	-	-	-	-	Band Edge
40	802.11n HT20	144	11440.00	44.77	74.00	-29.23	H	PEAK	Pass	Harmonic
41	802.11n HT40	142	-	-	-	-	-	-	-	Band Edge
41	802.11n HT40	142	11420.00	44.34	74.00	-29.66	H	PEAK	Pass	Harmonic
42	802.11ac VHT80	138	-	-	-	-	-	-	-	Band Edge
42	802.11ac VHT80	138	11380.00	41.57	74.00	-32.43	H	PEAK	Pass	Harmonic
43	802.11n HT40	102	5468.88	61.57	68.20	-6.63	H	PEAK	Pass	Band Edge
43	802.11n HT40	102	11020.00	45.66	74.00	-28.34	V	PEAK	Pass	Harmonic

Mode	1	
	Band Edge	
	U-NII-1_5.15-5.25_802.11a_CH36_5180MHz	
ANT	3	
Pol.	Horizontal	Fundamental
Peak	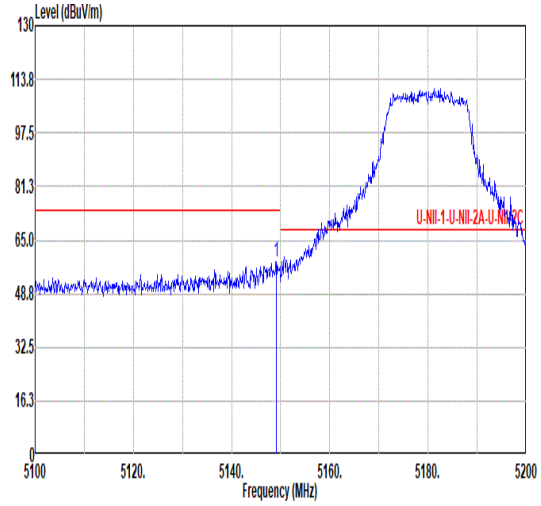 Freq Level Limit Line Over Limit Read Level Ant Factor Cable Loss Preamp Factor Aux Factor APos TPos Remark MHz dBuV/m dBuV/m dB dBuV dB/m dB dB dB cm deg 1 5149.10 58.61 74.00 -15.39 50.98 34.05 10.61 37.03 0.00 244 360 PEAK	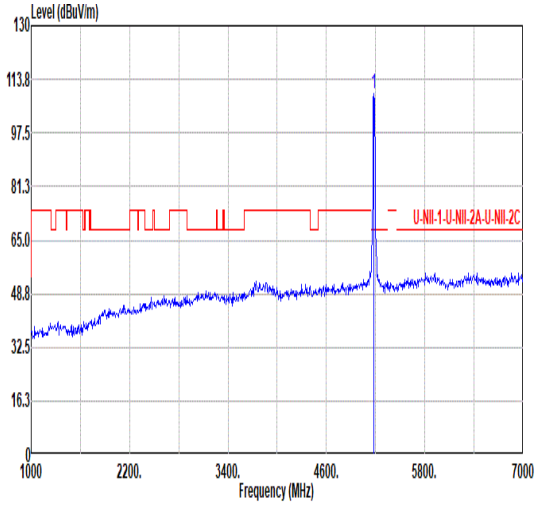 Freq Level Limit Line Over Limit Read Level Ant Factor Cable Loss Preamp Factor Aux Factor APos TPos Remark MHz dBuV/m dBuV/m dB dBuV dB/m dB dB dB cm deg 1 5180.00 109.46 ------ ------ 101.78 34.15 10.64 37.11 0.00 244 360 PEAK
Avg	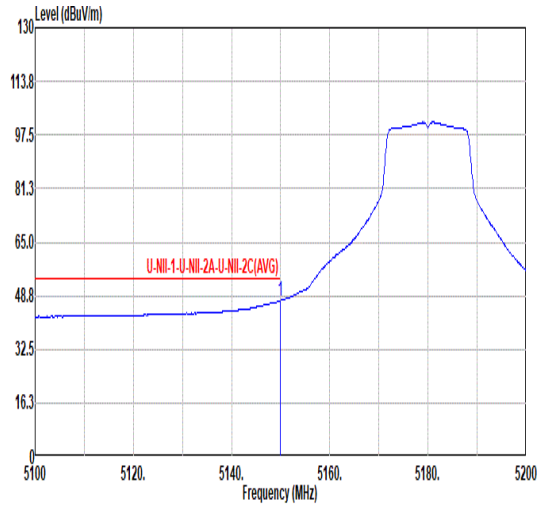 Freq Level Limit Line Over Limit Read Level Ant Factor Cable Loss Preamp Factor Aux Factor APos TPos Remark MHz dBuV/m dBuV/m dB dBuV dB/m dB dB dB cm deg 1 5150.00 47.30 54.00 -6.70 39.67 34.05 10.61 37.03 0.00 244 360 AVERAGE	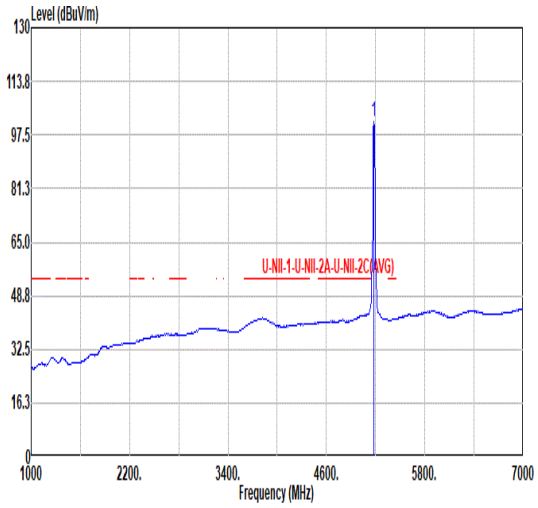 Freq Level Limit Line Over Limit Read Level Ant Factor Cable Loss Preamp Factor Aux Factor APos TPos Remark MHz dBuV/m dBuV/m dB dBuV dB/m dB dB dB cm deg 1 5180.00 101.41 ------ ------ 93.73 34.15 10.64 37.11 0.00 244 360 AVERAGE

Mode	1	
	Band Edge	
	U-NII-1_5.15-5.25_802.11a_CH36_5180MHz	
ANT	3	
Pol.	Vertical	Fundamental
Peak	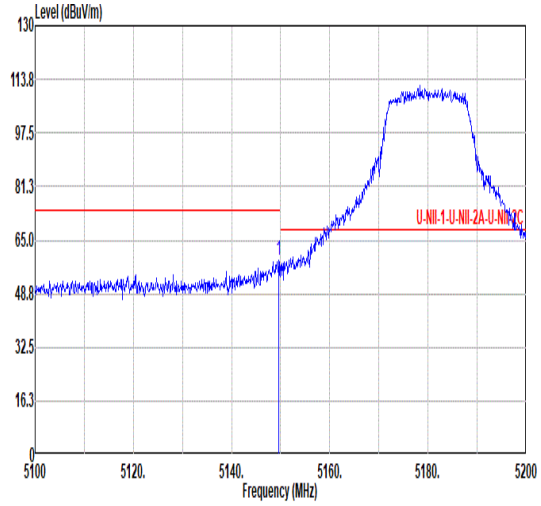 Freq Level Limit Line Over Limit Read Level Ant Factor Cable Loss Preamp Factor Aux Factor APos TPos Remark MHz dBuV/m dBuV/m dB dBuV dB/m dB dB dB cm deg 1 5149.60 58.87 74.00 -15.13 51.24 34.05 10.61 37.03 0.00 352 40 PEAK	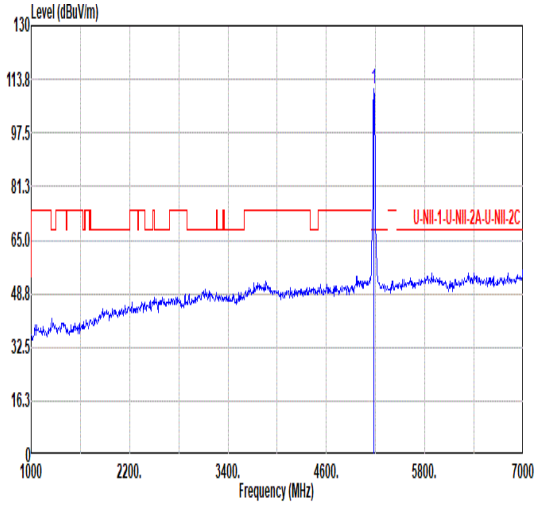 Freq Level Limit Line Over Limit Read Level Ant Factor Cable Loss Preamp Factor Aux Factor APos TPos Remark MHz dBuV/m dBuV/m dB dBuV dB/m dB dB dB cm deg 1 5180.00 110.98 ------ ------ 103.30 34.15 10.64 37.11 0.00 352 40 PEAK
Avg	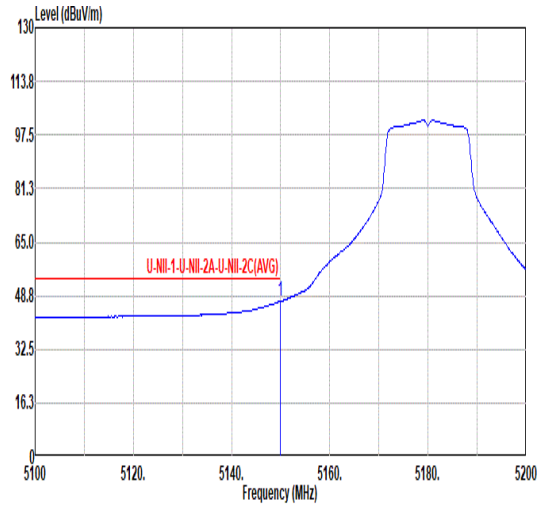 Freq Level Limit Line Over Limit Read Level Ant Factor Cable Loss Preamp Factor Aux Factor APos TPos Remark MHz dBuV/m dBuV/m dB dBuV dB/m dB dB dB cm deg 1 5150.00 47.09 54.00 -6.91 39.46 34.05 10.61 37.03 0.00 352 40 AVERAGE	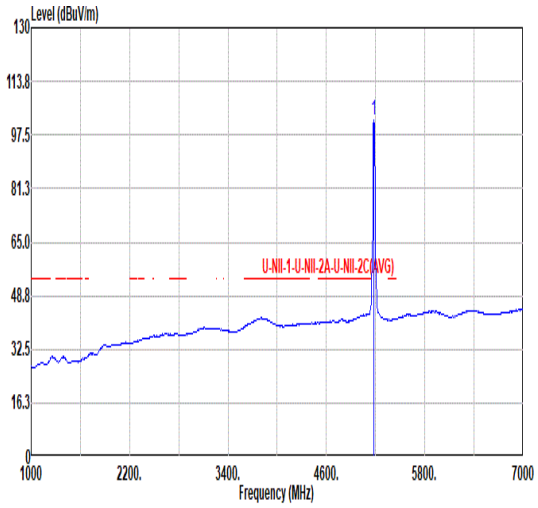 Freq Level Limit Line Over Limit Read Level Ant Factor Cable Loss Preamp Factor Aux Factor APos TPos Remark MHz dBuV/m dBuV/m dB dBuV dB/m dB dB dB cm deg 1 5180.00 102.06 ------ ------ 94.38 34.15 10.64 37.11 0.00 352 40 AVERAGE

Mode	1	
	Harmonic	
	U-NII-1_5.15-5.25_802.11a_CH36_5180MHz	
ANT	3	
Pol.	Horizontal	Vertical
Peak Avg	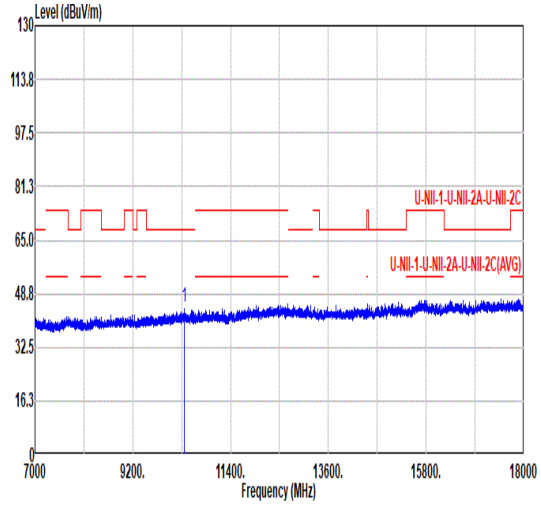 Freq Level Limit Line Over Limit Read Level Ant Factor Cable Loss Preamp Factor Aux Factor APos TPos Remark MHz dBuV/m dBuV/m dB dBuV dB/m dB dB dB cm deg 1 10360.00 44.88 68.20 -23.32 59.10 37.36 15.46 67.04 0.00 --- --- PEAK	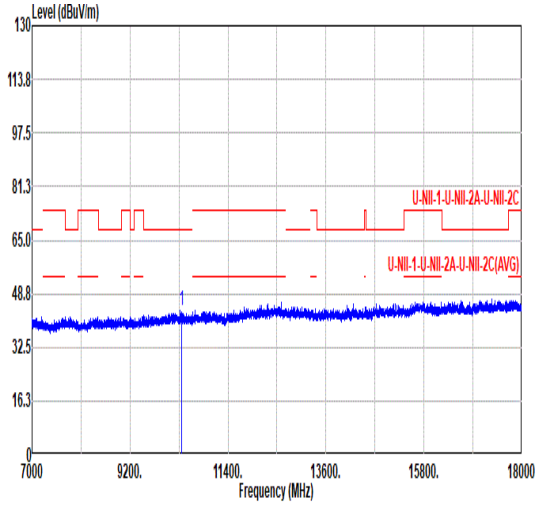 Freq Level Limit Line Over Limit Read Level Ant Factor Cable Loss Preamp Factor Aux Factor APos TPos Remark MHz dBuV/m dBuV/m dB dBuV dB/m dB dB dB cm deg 1 10360.00 43.58 68.20 -24.62 57.80 37.36 15.46 67.04 0.00 --- --- PEAK

Mode	2	
	Harmonic	
	U-NII-1_5.15-5.25_802.11a_CH44_5220MHz	
ANT	3	
Pol.	Horizontal	Vertical
Peak Avg	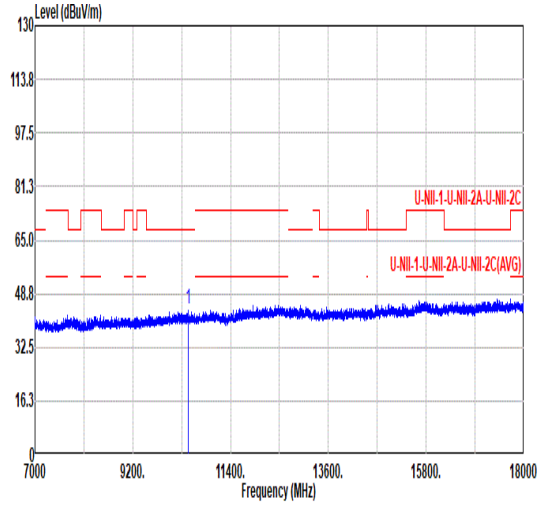 Freq Level Limit Line Over Limit Read Level Ant Factor Cable Loss Preamp Factor Aux Factor APos TPos Remark MHz dBuV/m dBuV/m dB dBuV dB/m dB dB dB cm deg 1 10440.00 44.01 68.20 -24.19 58.15 37.40 15.52 67.06 0.00 --- --- PEAK	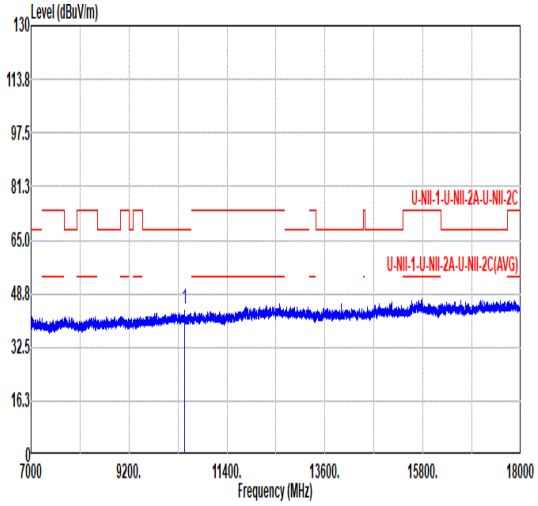 Freq Level Limit Line Over Limit Read Level Ant Factor Cable Loss Preamp Factor Aux Factor APos TPos Remark MHz dBuV/m dBuV/m dB dBuV dB/m dB dB dB cm deg 1 10440.00 43.95 68.20 -24.25 58.08 37.41 15.52 67.06 0.00 --- --- PEAK

Mode	3	
	Harmonic	
	U-NII-1_5.15-5.25_802.11a_CH48_5240MHz	
ANT	3	
Pol.	Horizontal	Vertical
Peak Avg	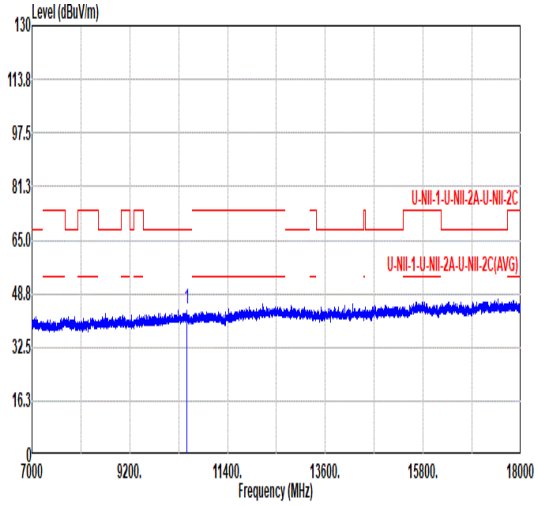 Freq Level Limit Line Over Limit Read Level Ant Factor Cable Loss Preamp Factor Aux Factor APos TPos Remark MHz dBuV/m dBuV/m dB dBuV dB/m dB dB dB cm deg 1 10480.00 44.01 68.20 -24.19 58.08 37.44 15.57 67.08 0.00 --- --- PEAK	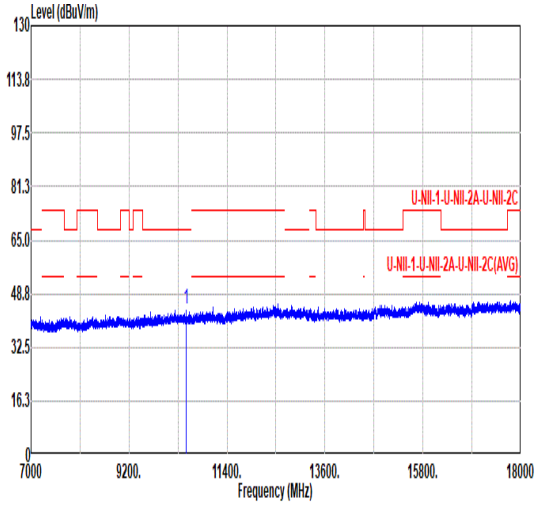 Freq Level Limit Line Over Limit Read Level Ant Factor Cable Loss Preamp Factor Aux Factor APos TPos Remark MHz dBuV/m dBuV/m dB dBuV dB/m dB dB dB cm deg 1 10480.00 44.03 68.20 -24.17 58.10 37.44 15.57 67.08 0.00 --- --- PEAK

Mode	4	
	Harmonic	
	U-NII-2A_5.25-5.35_802.11a_CH52_5280MHz	
ANT	3	
Pol.	Horizontal	Vertical
Peak Avg	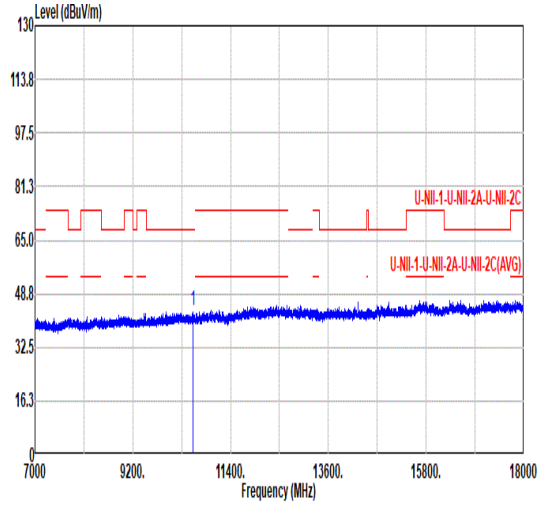 Freq Level Limit Line Over Limit Read Level Ant Factor Cable Loss Preamp Factor Aux Factor APos TPos Remark MHz dBuV/m dBuV/m dB dBuV dB/m dB dB dB cm deg 1 10560.00 43.61 68.20 -24.59 57.49 37.50 15.64 67.02 0.00 --- --- PEAK	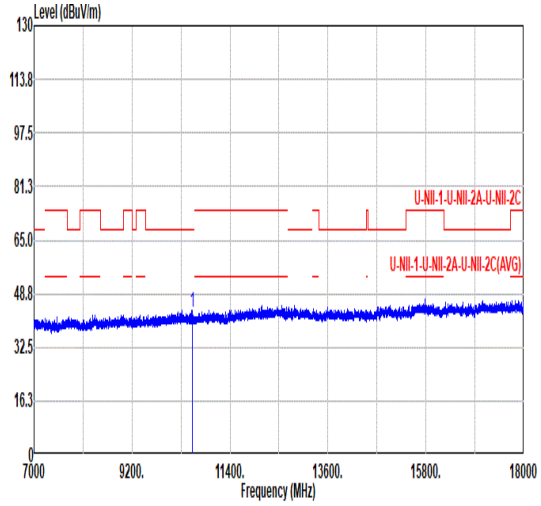 Freq Level Limit Line Over Limit Read Level Ant Factor Cable Loss Preamp Factor Aux Factor APos TPos Remark MHz dBuV/m dBuV/m dB dBuV dB/m dB dB dB cm deg 1 10560.00 43.21 68.20 -24.99 57.09 37.50 15.64 67.02 0.00 --- --- PEAK

Mode	5	
	Harmonic	
	U-NII-2A_5.25-5.35_802.11a_CH60_5300MHz	
ANT	3	
Pol.	Horizontal	Vertical
Peak Avg	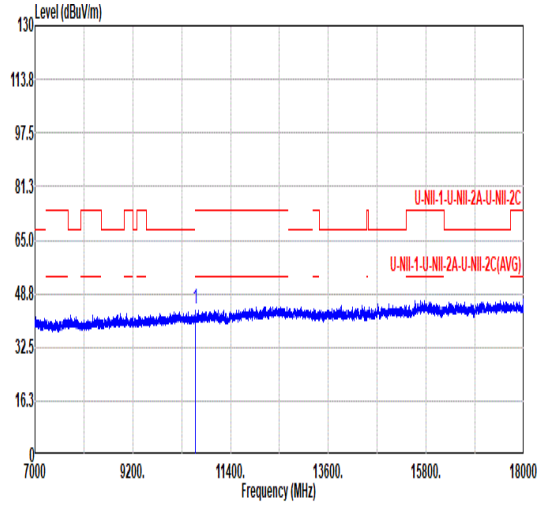 Freq Level Limit Line Over Limit Read Level Ant Factor Cable Loss Preamp Factor Aux Factor APos TPos Remark MHz dBuV/m dBuV/m dB dBuV dB/m dB dB dB cm deg 1 10600.00 44.31 74.00 -29.69 58.11 37.52 15.67 66.99 0.00 --- --- PEAK	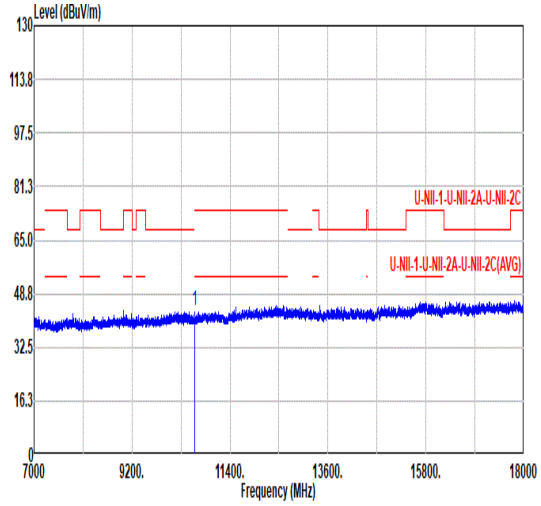 Freq Level Limit Line Over Limit Read Level Ant Factor Cable Loss Preamp Factor Aux Factor APos TPos Remark MHz dBuV/m dBuV/m dB dBuV dB/m dB dB dB cm deg 1 10600.00 43.52 74.00 -30.48 57.32 37.52 15.67 66.99 0.00 --- --- PEAK

Mode	6	
	Band Edge	
	U-NII-2A_5.25-5.35_802.11a_CH64_5320MHz	
ANT	3	
Pol.	Horizontal	Fundamental
Peak	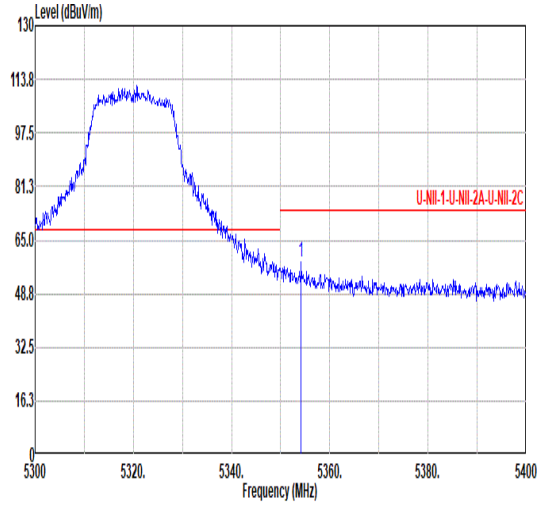 Freq Level Limit Line Over Limit Read Level Ant Factor Cable Loss Preamp Factor Aux Factor APos TPos Remark MHz dBuV/m dBuV/m dB dBuV dB/m dB dB dB cm deg 1 5354.20 58.43 74.00 -15.57 49.84 34.35 10.75 36.51 0.00 267 360 PEAK	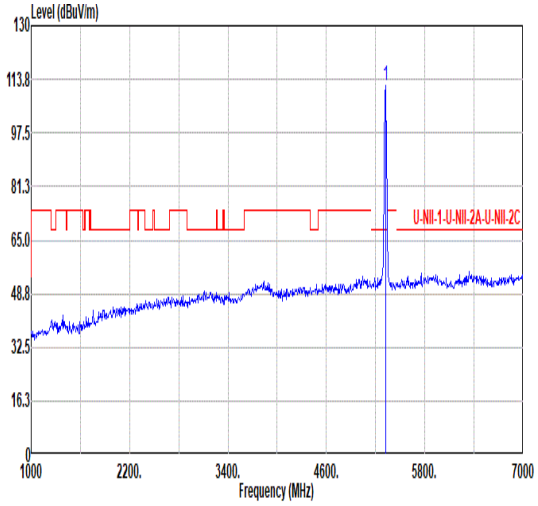 Freq Level Limit Line Over Limit Read Level Ant Factor Cable Loss Preamp Factor Aux Factor APos TPos Remark MHz dBuV/m dBuV/m dB dBuV dB/m dB dB dB cm deg 1 5320.00 111.71 ------ ------ 103.25 34.32 10.73 36.59 0.00 267 360 PEAK
Avg	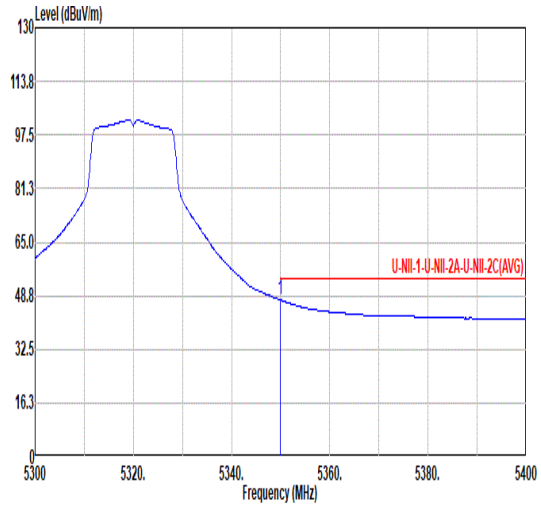 Freq Level Limit Line Over Limit Read Level Ant Factor Cable Loss Preamp Factor Aux Factor APos TPos Remark MHz dBuV/m dBuV/m dB dBuV dB/m dB dB dB cm deg 1 5350.00 47.48 54.00 -6.52 38.90 34.35 10.75 36.52 0.00 267 360 AVERAGE	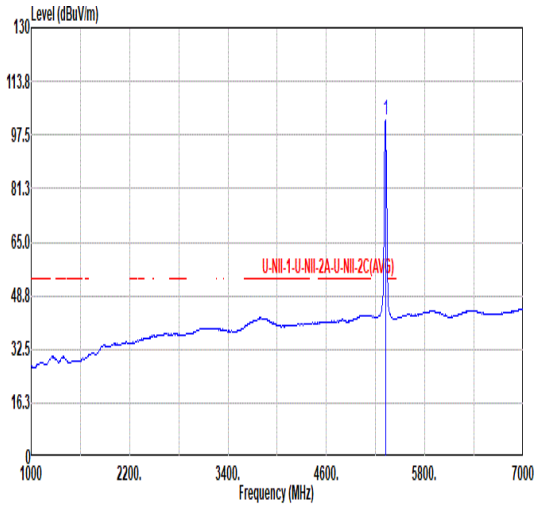 Freq Level Limit Line Over Limit Read Level Ant Factor Cable Loss Preamp Factor Aux Factor APos TPos Remark MHz dBuV/m dBuV/m dB dBuV dB/m dB dB dB cm deg 1 5320.00 102.19 ------ ------ 93.73 34.32 10.73 36.59 0.00 267 360 AVERAGE

Mode	6	
	Band Edge	
	U-NII-2A_5.25-5.35_802.11a_CH64_5320MHz	
ANT	3	
Pol.	Vertical	Fundamental
Peak	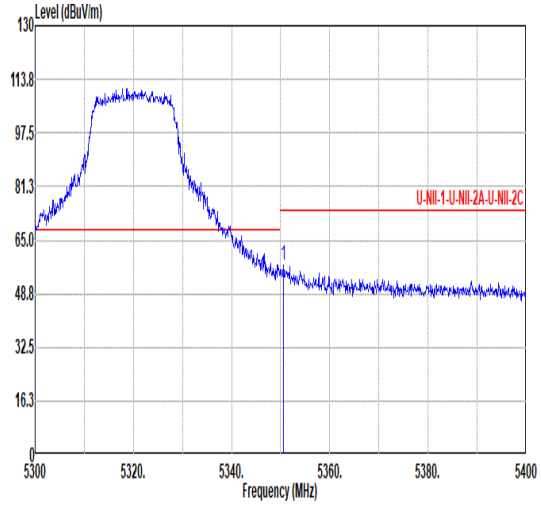 Freq Level Limit Line Over Limit Read Level Ant Factor Cable Loss Preamp Factor Aux Factor APos TPos Remark MHz dBuV/m dBuV/m dB dBuV dB/m dB dB dB cm deg 1 5350.50 57.54 74.00 -16.46 48.96 34.35 10.75 36.52 0.00 319 36 PEAK	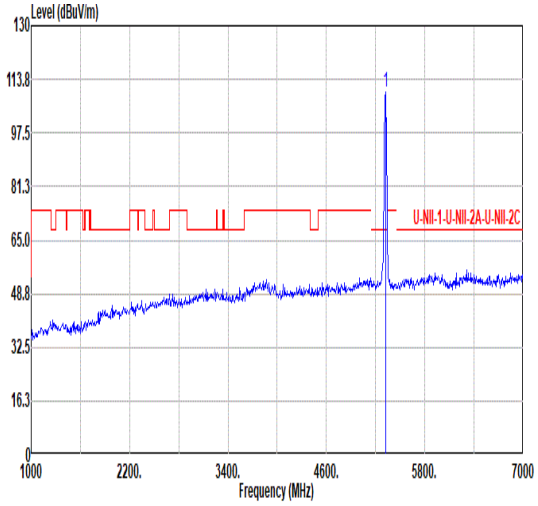 Freq Level Limit Line Over Limit Read Level Ant Factor Cable Loss Preamp Factor Aux Factor APos TPos Remark MHz dBuV/m dBuV/m dB dBuV dB/m dB dB dB cm deg 1 5320.00 110.05 ------ ------ 101.57 34.33 10.73 36.58 0.00 319 36 PEAK
Avg	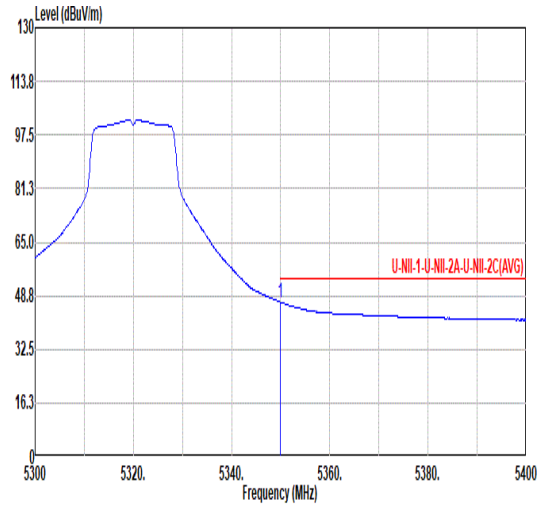 Freq Level Limit Line Over Limit Read Level Ant Factor Cable Loss Preamp Factor Aux Factor APos TPos Remark MHz dBuV/m dBuV/m dB dBuV dB/m dB dB dB cm deg 1 5350.00 46.77 54.00 -7.23 38.19 34.35 10.75 36.52 0.00 319 36 AVERAGE	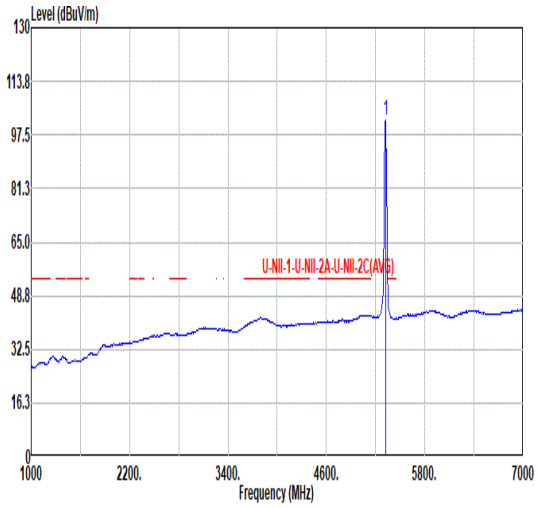 Freq Level Limit Line Over Limit Read Level Ant Factor Cable Loss Preamp Factor Aux Factor APos TPos Remark MHz dBuV/m dBuV/m dB dBuV dB/m dB dB dB cm deg 1 5320.00 102.25 ------ ------ 93.79 34.32 10.73 36.59 0.00 319 36 AVERAGE

Mode	6	
	Harmonic	
	U-NII-2A_5.25-5.35_802.11a_CH64_5320MHz	
ANT	3	
Pol.	Horizontal	Vertical
Peak Avg	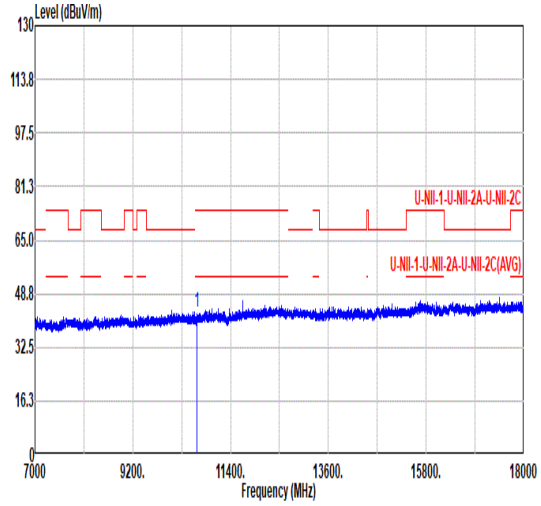 Freq Level Limit Line Over Limit Read Level Ant Factor Cable Loss Preamp Factor Aux Factor APos TPos Remark MHz dBuV/m dBuV/m dB dBuV dB/m dB dB dB cm deg 1 10640.00 43.36 74.00 -30.64 57.05 37.55 15.71 66.95 0.00 --- --- PEAK	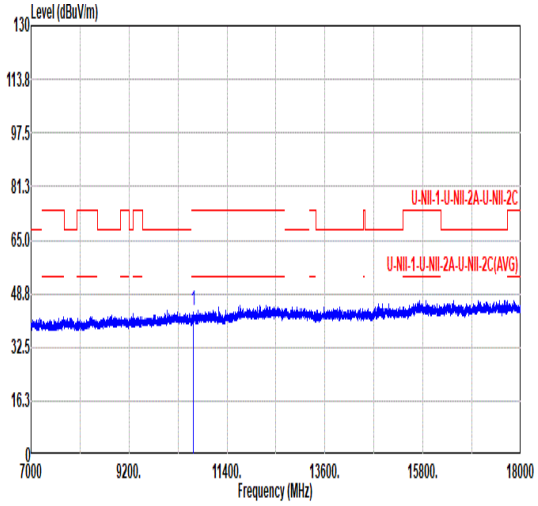 Freq Level Limit Line Over Limit Read Level Ant Factor Cable Loss Preamp Factor Aux Factor APos TPos Remark MHz dBuV/m dBuV/m dB dBuV dB/m dB dB dB cm deg 1 10640.00 43.56 74.00 -30.44 57.25 37.55 15.71 66.95 0.00 --- --- PEAK

Mode	7	
	Band Edge	
	U-NII-2C_5.47-5.725_802.11a_CH100_5500MHz	
ANT	3	
Pol.	Horizontal	Fundamental
Peak	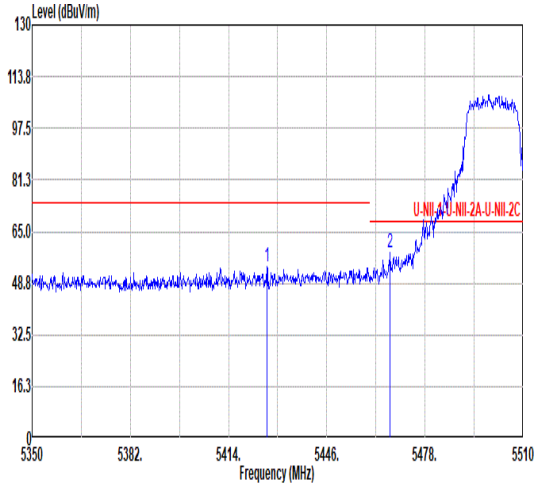 Freq Level Limit Line Over Limit Read Level Ant Factor Cable Loss Preamp Factor Aux Factor APos TPos Remark MHz dBuV/m dBuV/m dB dBuV dB/m dB dB dB cm deg 1 5426.48 53.97 74.00 -20.03 45.22 34.37 10.80 36.42 0.00 343 360 PEAK 2 5466.64 58.21 68.20 -9.99 49.48 34.33 10.85 36.45 0.00 343 360 PEAK	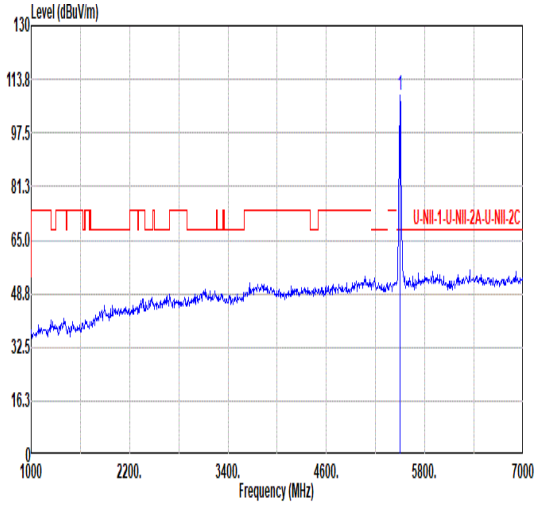 Freq Level Limit Line Over Limit Read Level Ant Factor Cable Loss Preamp Factor Aux Factor APos TPos Remark MHz dBuV/m dBuV/m dB dBuV dB/m dB dB dB cm deg 1 5500.00 108.98 ------ ------ 100.26 34.30 10.89 36.47 0.00 343 360 PEAK
Avg	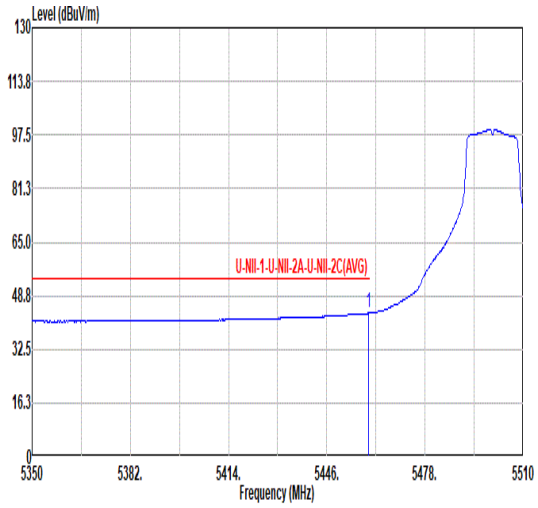 Freq Level Limit Line Over Limit Read Level Ant Factor Cable Loss Preamp Factor Aux Factor APos TPos Remark MHz dBuV/m dBuV/m dB dBuV dB/m dB dB dB cm deg 1 5459.60 43.46 54.00 -10.54 34.72 34.34 10.84 36.44 0.00 343 360 AVERAGE	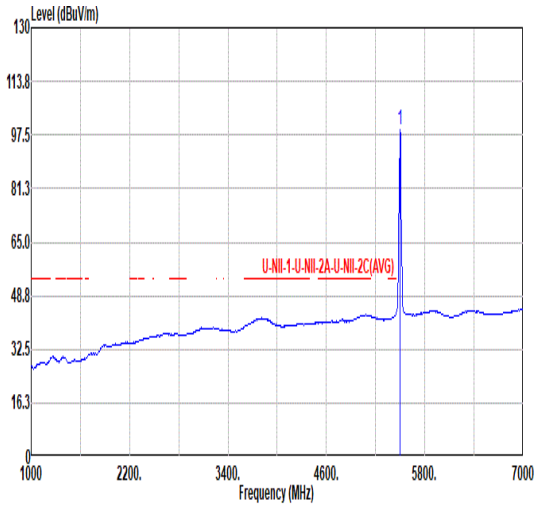 Freq Level Limit Line Over Limit Read Level Ant Factor Cable Loss Preamp Factor Aux Factor APos TPos Remark MHz dBuV/m dBuV/m dB dBuV dB/m dB dB dB cm deg 1 5500.00 99.09 ------ ------ 90.37 34.30 10.89 36.47 0.00 343 360 AVERAGE

Mode	7	
	Band Edge	
	U-NII-2C_5.47-5.725_802.11a_CH100_5500MHz	
ANT	3	
Pol.	Vertical	Fundamental
Peak	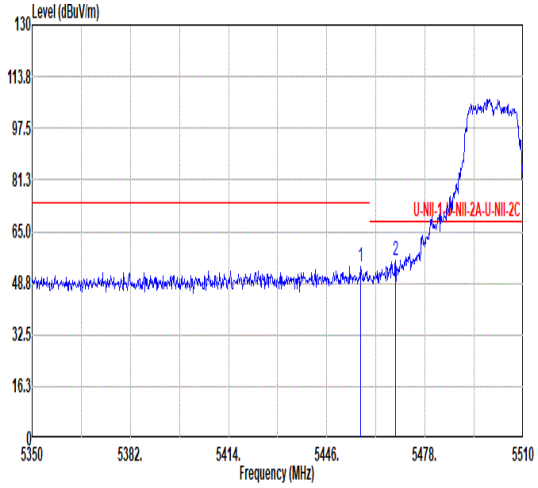 Freq Level Limit Line Over Limit Read Level Ant Factor Cable Loss Preamp Factor Aux Factor APos TPos Remark MHz dBuV/m dBuV/m dB dBuV dB/m dB dB dB cm deg 1 5457.04 54.02 74.00 -19.98 45.28 34.34 10.84 36.44 0.00 295 32 PEAK 2 5468.40 56.06 68.20 -12.14 47.33 34.33 10.85 36.45 0.00 295 32 PEAK	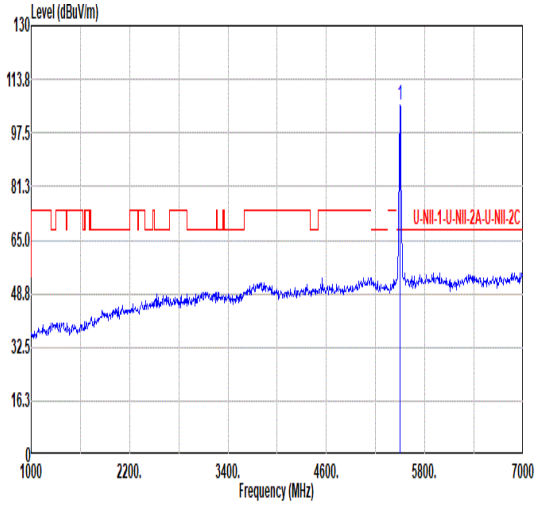 Freq Level Limit Line Over Limit Read Level Ant Factor Cable Loss Preamp Factor Aux Factor APos TPos Remark MHz dBuV/m dBuV/m dB dBuV dB/m dB dB dB cm deg 1 5500.00 106.15 ------ ------ 97.43 34.30 10.89 36.47 0.00 295 32 PEAK
Avg	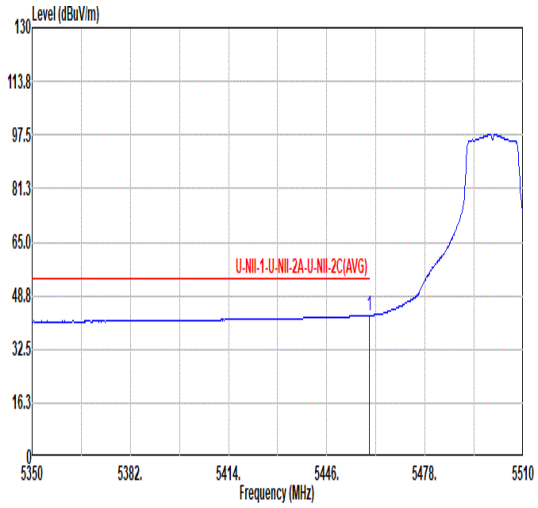 Freq Level Limit Line Over Limit Read Level Ant Factor Cable Loss Preamp Factor Aux Factor APos TPos Remark MHz dBuV/m dBuV/m dB dBuV dB/m dB dB dB cm deg 1 5459.76 42.76 54.00 -11.24 34.02 34.34 10.84 36.44 0.00 295 32 AVERAGE	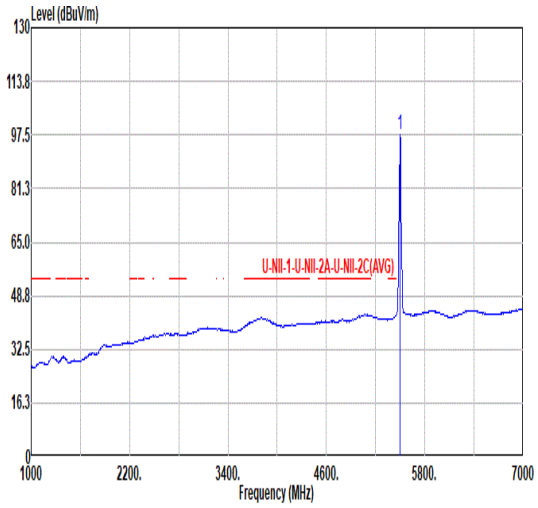 Freq Level Limit Line Over Limit Read Level Ant Factor Cable Loss Preamp Factor Aux Factor APos TPos Remark MHz dBuV/m dBuV/m dB dBuV dB/m dB dB dB cm deg 1 5500.00 97.61 ------ ------ 88.89 34.30 10.89 36.47 0.00 295 32 AVERAGE

Mode	7	
	Harmonic	
	U-NII-2C_5.47-5.725_802.11a_CH100_5500MHz	
ANT	3	
Pol.	Horizontal	Vertical
Peak Avg	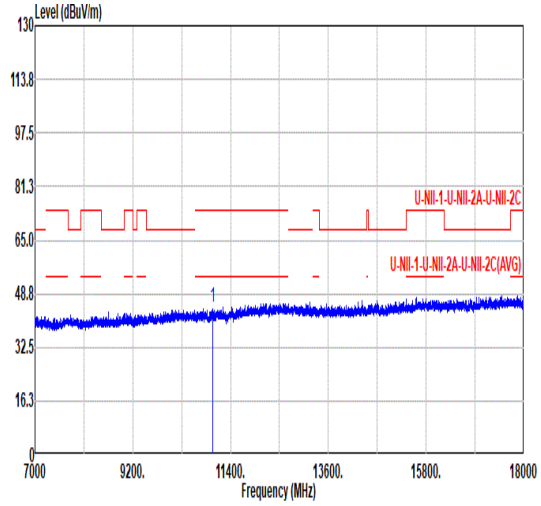 Freq Level Limit Line Over Limit Read Level Ant Factor Cable Loss Preamp Factor Aux Factor APos TPos Remark MHz dBuV/m dBuV/m dB dBuV dB/m dB dB dB cm deg 1 11000.00 44.88 74.00 -29.12 57.67 37.80 16.04 66.63 0.00 --- --- PEAK	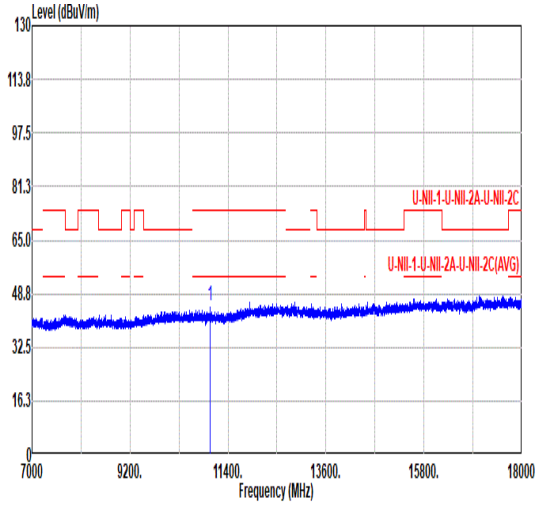 Freq Level Limit Line Over Limit Read Level Ant Factor Cable Loss Preamp Factor Aux Factor APos TPos Remark MHz dBuV/m dBuV/m dB dBuV dB/m dB dB dB cm deg 1 11000.00 45.06 74.00 -28.94 57.85 37.80 16.04 66.63 0.00 --- --- PEAK

Mode	8	
	Harmonic	
	U-NII-2C_5.47-5.725_802.11a_CH116_5580MHz	
ANT	3	
Pol.	Horizontal	Vertical
Peak Avg	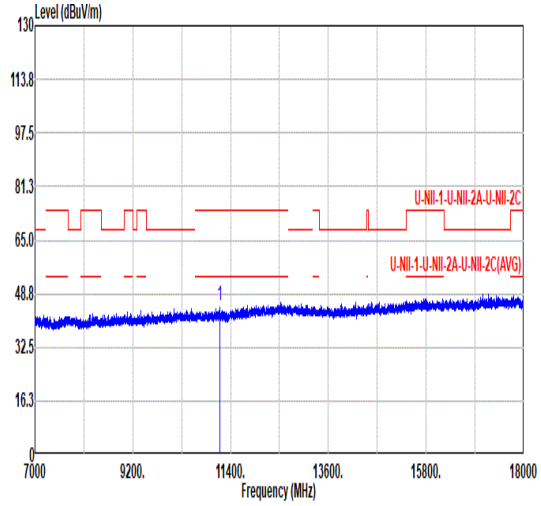 Freq Level Limit Line Over Limit Read Level Ant Factor Cable Loss Preamp Factor Aux Factor APos TPos Remark MHz dBuV/m dBuV/m dB dBuV dB/m dB dB dB cm deg 1 11160.00 45.08 74.00 -28.92 57.60 37.94 16.15 66.61 0.00 --- --- PEAK	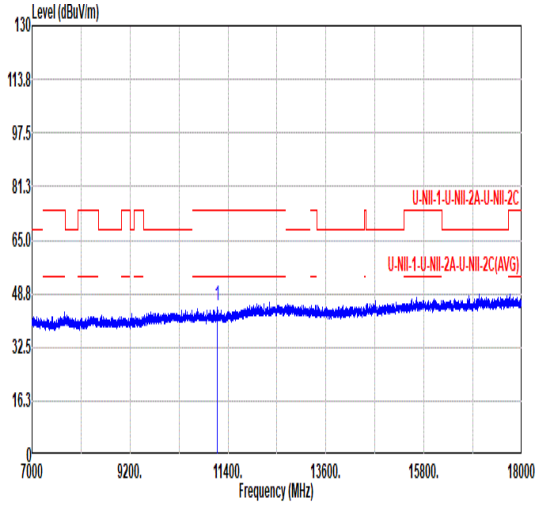 Freq Level Limit Line Over Limit Read Level Ant Factor Cable Loss Preamp Factor Aux Factor APos TPos Remark MHz dBuV/m dBuV/m dB dBuV dB/m dB dB dB cm deg 1 11160.00 45.13 74.00 -28.87 57.65 37.94 16.15 66.61 0.00 --- --- PEAK

Mode	9	
	Band Edge	
	U-NII-2C_5.47-5.725_802.11a_CH140_5700MHz	
ANT	3	
Pol.	Horizontal	Fundamental
Peak	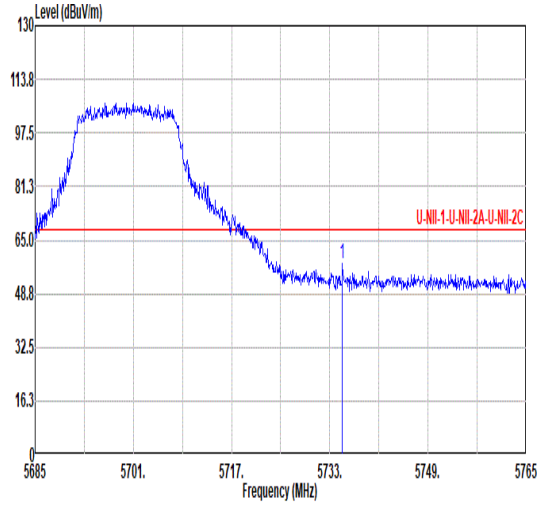 Freq Level Limit Line Over Limit Read Level Ant Factor Cable Loss Preamp Factor Aux Factor APos TPos Remark MHz dBuV/m dBuV/m dB dBuV dB/m dB dB dB cm deg 1 5735.08 57.89 68.20 -10.31 48.63 34.48 11.19 36.41 0.00 274 295 PEAK	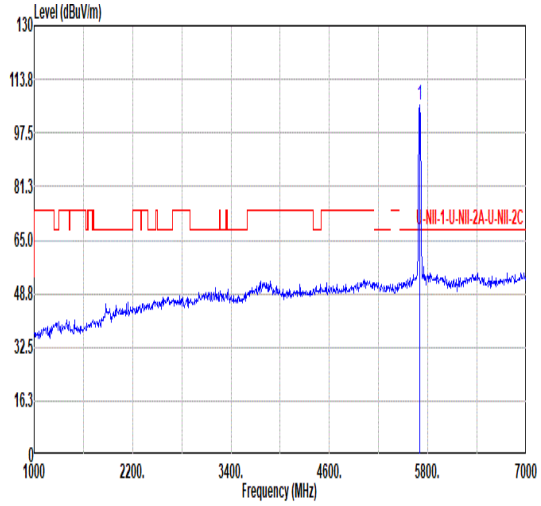 Freq Level Limit Line Over Limit Read Level Ant Factor Cable Loss Preamp Factor Aux Factor APos TPos Remark MHz dBuV/m dBuV/m dB dBuV dB/m dB dB dB cm deg 1 5700.00 105.92 ------ ------ 96.81 34.32 11.15 36.36 0.00 274 295 PEAK
Avg	Blank	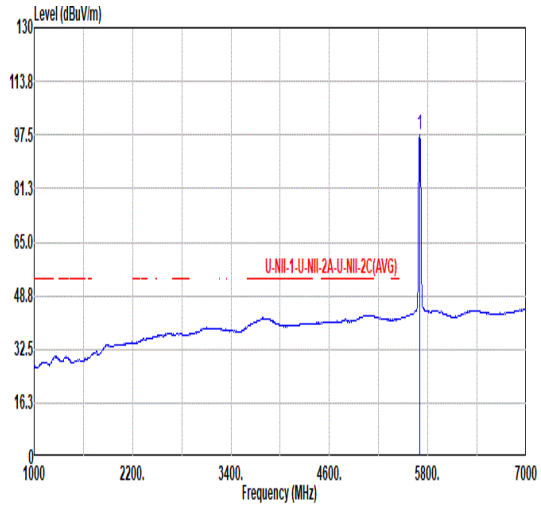 Freq Level Limit Line Over Limit Read Level Ant Factor Cable Loss Preamp Factor Aux Factor APos TPos Remark MHz dBuV/m dBuV/m dB dBuV dB/m dB dB dB cm deg 1 5700.00 97.64 ------ ------ 88.55 34.30 11.14 36.35 0.00 274 295 AVERAGE

Mode	9	
	Band Edge	
	U-NII-2C_5.47-5.725_802.11a_CH140_5700MHz	
ANT	3	
Pol.	Vertical	Fundamental
Peak	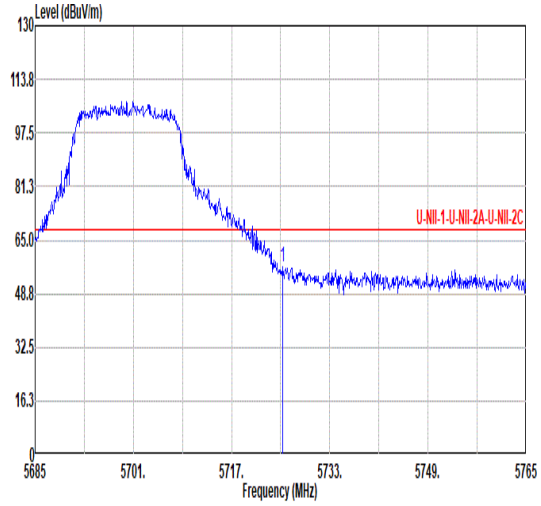 Freq Level Limit Line Over Limit Read Level Ant Factor Cable Loss Preamp Factor Aux Factor APos TPos Remark MHz dBuV/m dBuV/m dB dBuV dB/m dB dB dB cm deg 1 5725.32 57.09 68.20 -11.11 47.88 34.43 11.18 36.40 0.00 118 339 PEAK	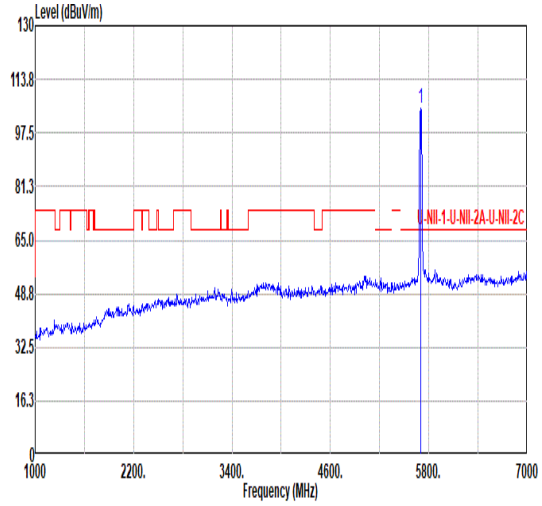 Freq Level Limit Line Over Limit Read Level Ant Factor Cable Loss Preamp Factor Aux Factor APos TPos Remark MHz dBuV/m dBuV/m dB dBuV dB/m dB dB dB cm deg 1 5700.00 104.86 ------ ------ 95.75 34.32 11.15 36.36 0.00 118 339 PEAK
Avg	Blank	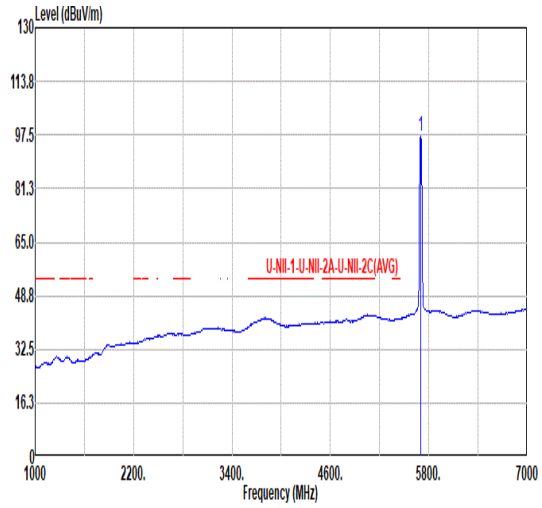 Freq Level Limit Line Over Limit Read Level Ant Factor Cable Loss Preamp Factor Aux Factor APos TPos Remark MHz dBuV/m dBuV/m dB dBuV dB/m dB dB dB cm deg 1 5700.00 97.28 ------ ------ 88.19 34.30 11.14 36.35 0.00 118 339 AVERAGE

Mode	9	
	Harmonic	
	U-NII-2C_5.47-5.725_802.11a_CH140_5700MHz	
ANT	3	
Pol.	Horizontal	Vertical
Peak Avg	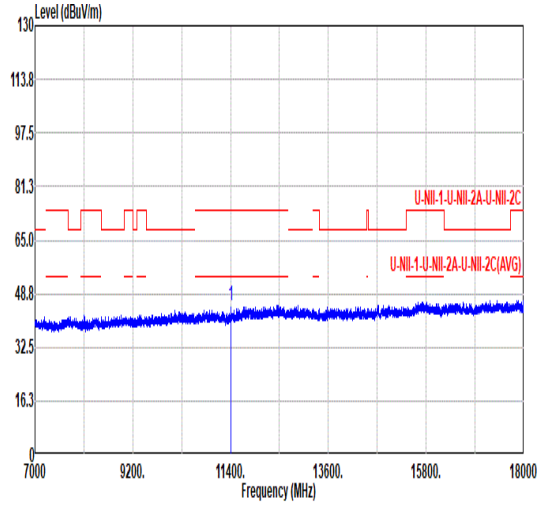 Freq Level Limit Line Over Limit Read Level Ant Factor Cable Loss Preamp Factor Aux Factor APos TPos Remark MHz dBuV/m dBuV/m dB dBuV dB/m dB dB dB cm deg 1 11400.00 44.91 74.00 -29.09 57.04 38.16 16.30 66.59 0.00 --- --- PEAK	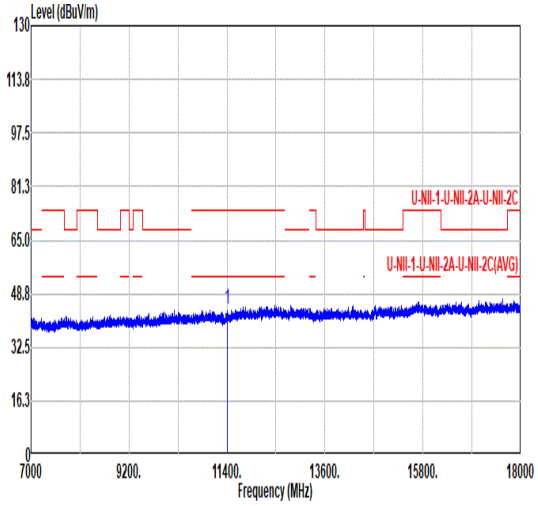 Freq Level Limit Line Over Limit Read Level Ant Factor Cable Loss Preamp Factor Aux Factor APos TPos Remark MHz dBuV/m dBuV/m dB dBuV dB/m dB dB dB cm deg 1 11400.00 44.20 74.00 -29.80 56.33 38.16 16.30 66.59 0.00 --- --- PEAK

Mode	10	
	Band Edge	
	U-NII-1_5.15-5.25_802.11n HT20_CH36_5180MHz	
ANT	3	
Pol.	Horizontal	Fundamental
Peak	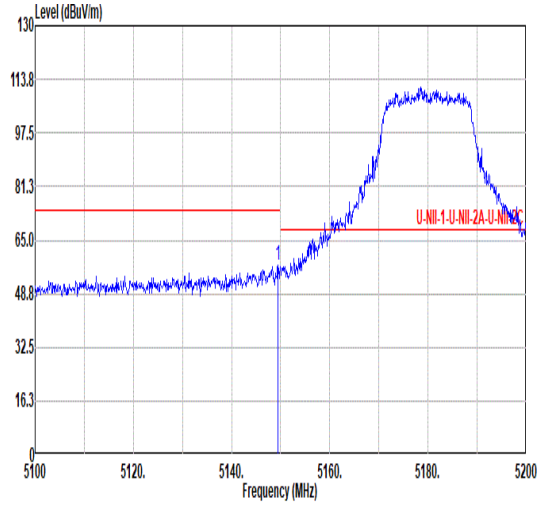 Freq Level Limit Line Over Limit Read Level Ant Factor Cable Loss Preamp Factor Aux Factor APos TPos Remark MHz dBuV/m dBuV/m dB dBuV dB/m dB dB dB cm deg 1 5149.40 57.30 74.00 -16.70 49.67 34.05 10.61 37.03 0.00 254 0 PEAK	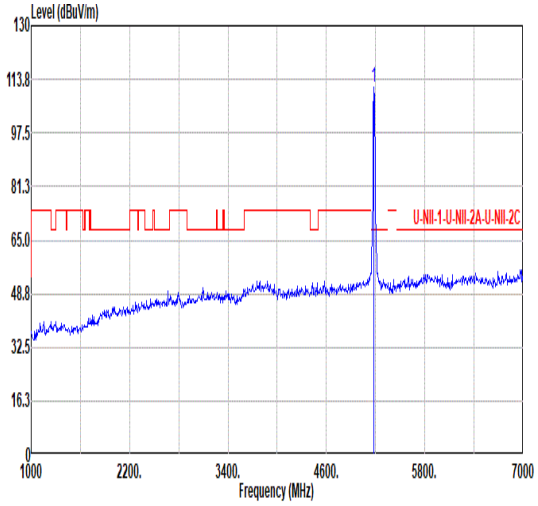 Freq Level Limit Line Over Limit Read Level Ant Factor Cable Loss Preamp Factor Aux Factor APos TPos Remark MHz dBuV/m dBuV/m dB dBuV dB/m dB dB dB cm deg 1 5180.00 111.24 ------ ------ 103.56 34.15 10.64 37.11 0.00 254 0 PEAK
Avg	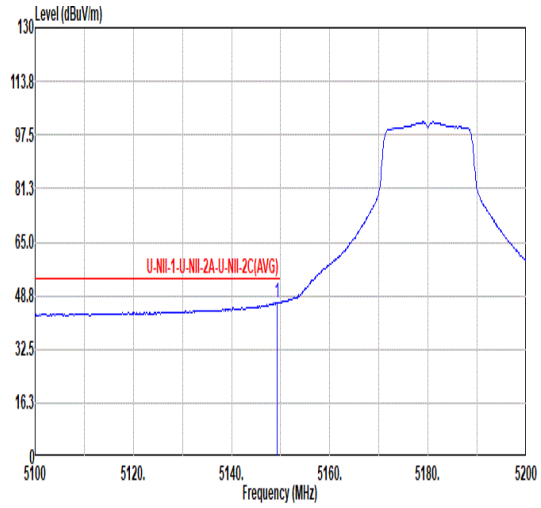 Freq Level Limit Line Over Limit Read Level Ant Factor Cable Loss Preamp Factor Aux Factor APos TPos Remark MHz dBuV/m dBuV/m dB dBuV dB/m dB dB dB cm deg 1 5149.30 46.73 54.00 -7.27 39.10 34.05 10.61 37.03 0.00 254 0 AVERAGE	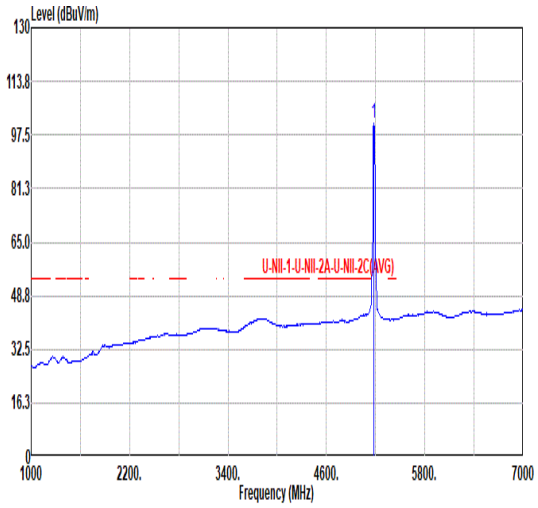 Freq Level Limit Line Over Limit Read Level Ant Factor Cable Loss Preamp Factor Aux Factor APos TPos Remark MHz dBuV/m dBuV/m dB dBuV dB/m dB dB dB cm deg 1 5180.00 101.11 ------ ------ 93.43 34.15 10.64 37.11 0.00 254 0 AVERAGE

Mode	10	
	Band Edge	
	U-NII-1_5.15-5.25_802.11n HT20_CH36_5180MHz	
ANT	3	
Pol.	Vertical	Fundamental
Peak	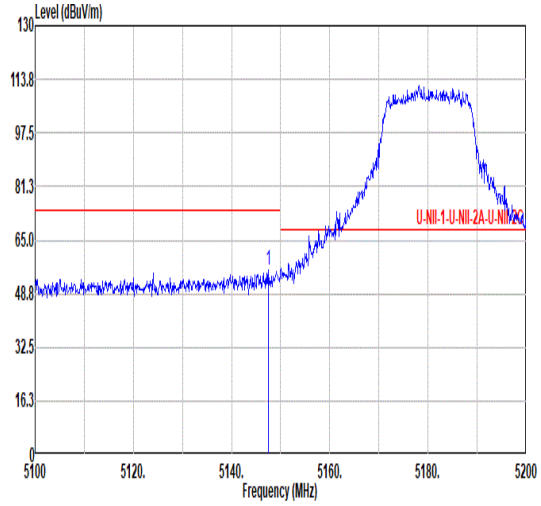 Freq Level Limit Line Over Limit Read Level Ant Factor Cable Loss Preamp Factor Aux Factor APos TPos Remark MHz dBuV/m dBuV/m dB dBuV dB/m dB dB dB cm deg 1 5147.50 55.72 74.00 -18.28 48.09 34.04 10.61 37.02 0.00 354 40 PEAK	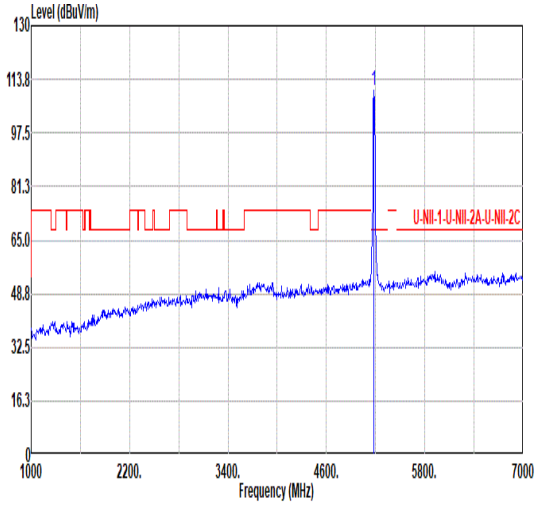 Freq Level Limit Line Over Limit Read Level Ant Factor Cable Loss Preamp Factor Aux Factor APos TPos Remark MHz dBuV/m dBuV/m dB dBuV dB/m dB dB dB cm deg 1 5180.00 110.19 ------ ------ 102.51 34.15 10.64 37.11 0.00 354 40 PEAK
Avg	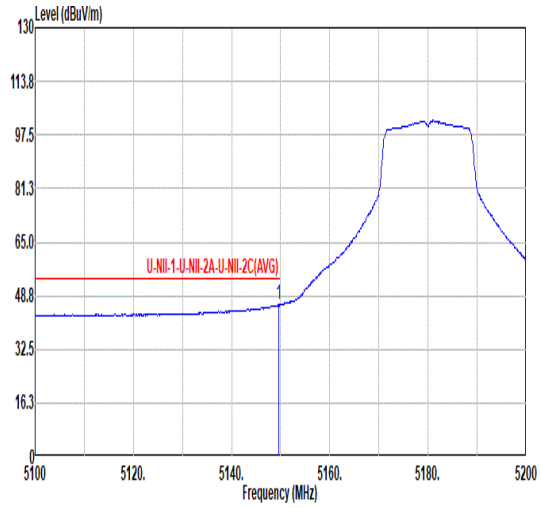 Freq Level Limit Line Over Limit Read Level Ant Factor Cable Loss Preamp Factor Aux Factor APos TPos Remark MHz dBuV/m dBuV/m dB dBuV dB/m dB dB dB cm deg 1 5149.60 46.05 54.00 -7.95 38.42 34.05 10.61 37.03 0.00 354 40 AVERAGE	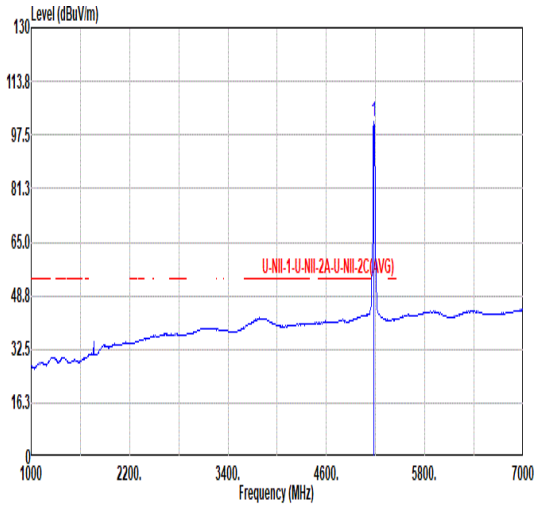 Freq Level Limit Line Over Limit Read Level Ant Factor Cable Loss Preamp Factor Aux Factor APos TPos Remark MHz dBuV/m dBuV/m dB dBuV dB/m dB dB dB cm deg 1 5180.00 101.61 ------ ------ 93.93 34.15 10.64 37.11 0.00 354 40 AVERAGE

Mode	10	
	Harmonic	
	U-NII-1_5.15-5.25_802.11n HT20_CH36_5180MHz	
ANT	3	
Pol.	Horizontal	Vertical
Peak Avg	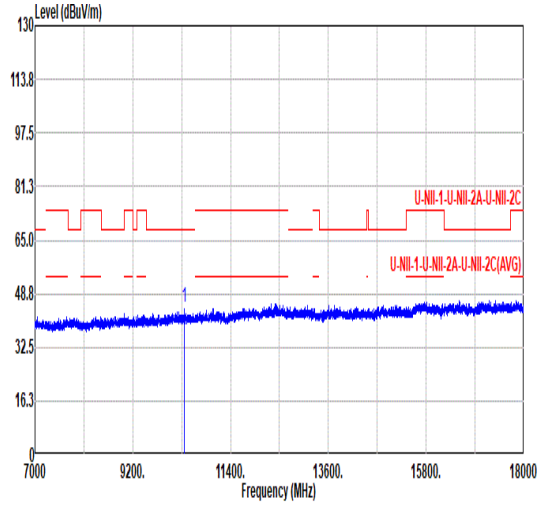 Freq Level Limit Line Over Limit Read Level Ant Factor Cable Loss Preamp Factor Aux Factor APos TPos Remark MHz dBuV/m dBuV/m dB dBuV dB/m dB dB dB cm deg 1 10360.00 44.67 68.20 -23.53 58.90 37.35 15.45 67.03 0.00 --- --- PEAK	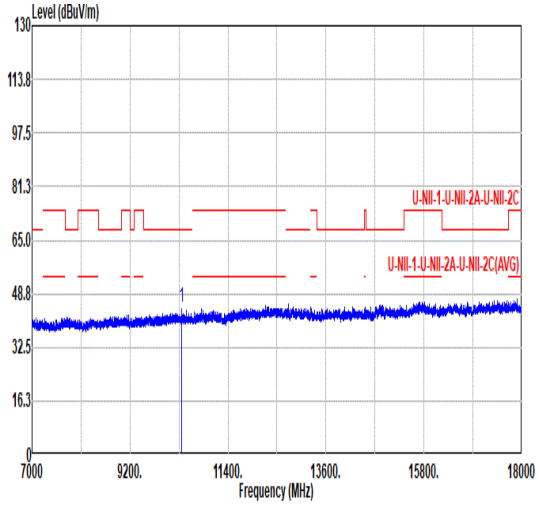 Freq Level Limit Line Over Limit Read Level Ant Factor Cable Loss Preamp Factor Aux Factor APos TPos Remark MHz dBuV/m dBuV/m dB dBuV dB/m dB dB dB cm deg 1 10360.00 44.51 68.20 -23.69 58.75 37.35 15.44 67.03 0.00 --- --- PEAK

Mode	11	
	Harmonic	
	U-NII-1_5.15-5.25_802.11n HT20_CH44_5220MHz	
ANT	3	
Pol.	Horizontal	Vertical
Peak Avg	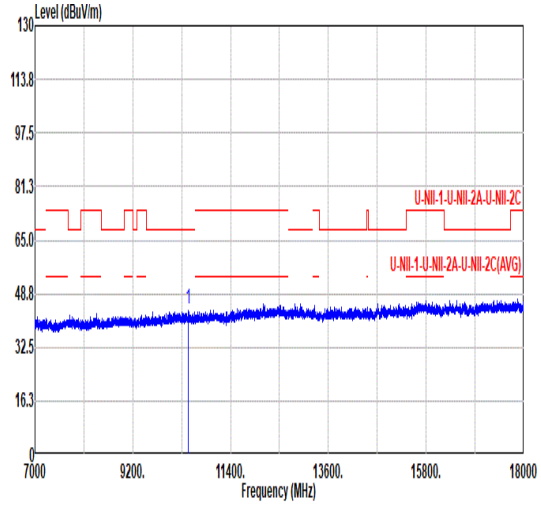 Freq Level Limit Line Over Limit Read Level Ant Factor Cable Loss Preamp Factor Aux Factor APos TPos Remark MHz dBuV/m dBuV/m dB dBuV dB/m dB dB dB cm deg 1 10440.00 43.92 68.20 -24.28 58.04 37.41 15.53 67.06 0.00 --- --- PEAK	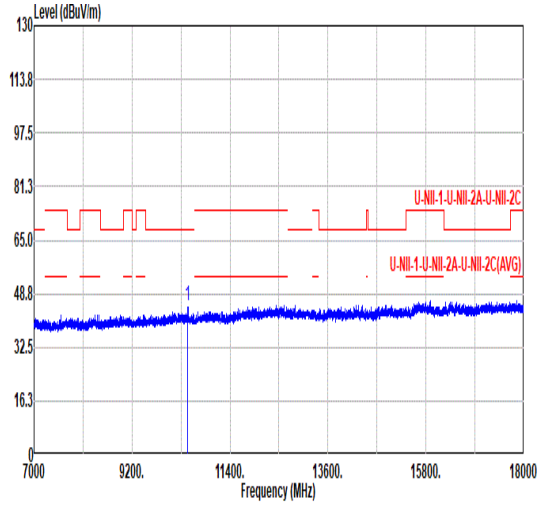 Freq Level Limit Line Over Limit Read Level Ant Factor Cable Loss Preamp Factor Aux Factor APos TPos Remark MHz dBuV/m dBuV/m dB dBuV dB/m dB dB dB cm deg 1 10440.00 45.07 68.20 -23.13 59.20 37.41 15.52 67.06 0.00 --- --- PEAK

Mode	12	
	Harmonic	
	U-NII-1_5.15-5.25_802.11n HT20_CH48_5240MHz	
ANT	3	
Pol.	Horizontal	Vertical
Peak Avg	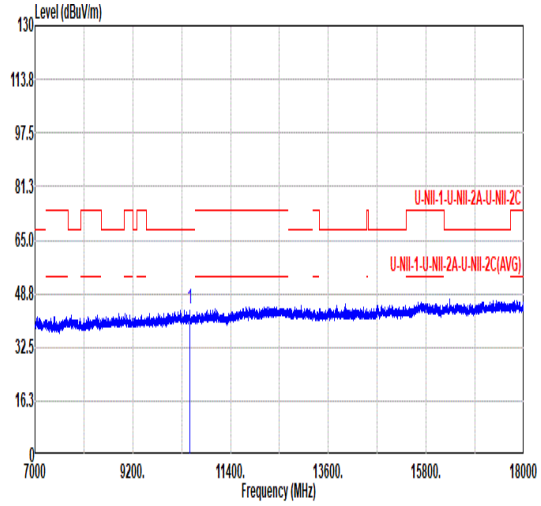 Freq Level Limit Line Over Limit Read Level Ant Factor Cable Loss Preamp Factor Aux Factor APos TPos Remark MHz dBuV/m dBuV/m dB dBuV dB/m dB dB dB cm deg 1 10480.00 44.36 68.20 -23.84 58.44 37.43 15.56 67.07 0.00 --- --- PEAK	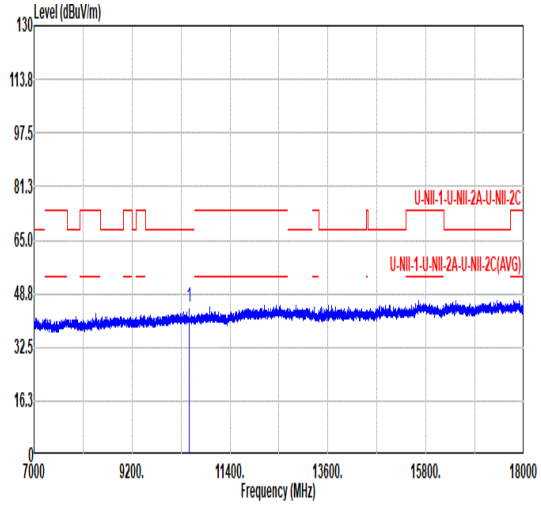 Freq Level Limit Line Over Limit Read Level Ant Factor Cable Loss Preamp Factor Aux Factor APos TPos Remark MHz dBuV/m dBuV/m dB dBuV dB/m dB dB dB cm deg 1 10480.00 44.40 68.20 -23.80 58.47 37.44 15.56 67.07 0.00 --- --- PEAK

Mode	13	
	Harmonic	
	U-NII-2A_5.25-5.35_802.11n HT20_CH52_5280MHz	
ANT	3	
Pol.	Horizontal	Vertical
Peak Avg	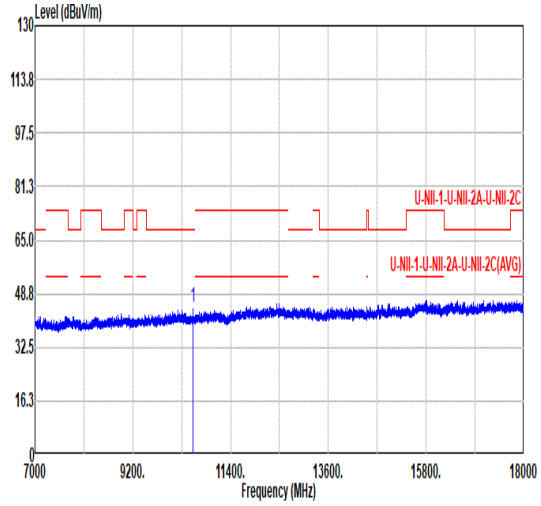 Freq Level Limit Line Over Limit Read Level Ant Factor Cable Loss Preamp Factor Aux Factor APos TPos Remark MHz dBuV/m dBuV/m dB dBuV dB/m dB dB dB cm deg 1 10560.00 44.86 68.20 -23.34 58.76 37.49 15.64 67.03 0.00 --- --- PEAK	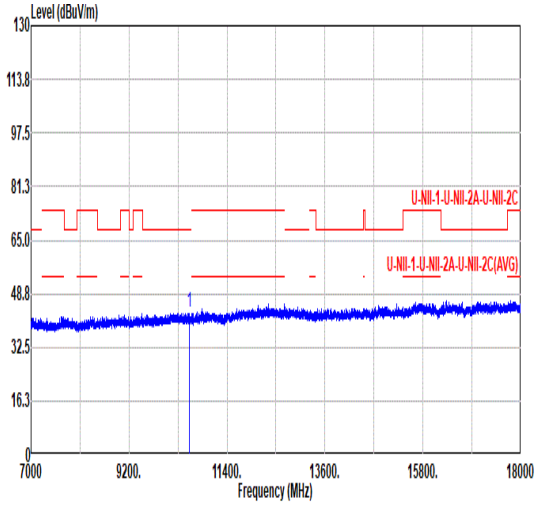 Freq Level Limit Line Over Limit Read Level Ant Factor Cable Loss Preamp Factor Aux Factor APos TPos Remark MHz dBuV/m dBuV/m dB dBuV dB/m dB dB dB cm deg 1 10560.00 43.37 68.20 -24.83 57.27 37.49 15.64 67.03 0.00 --- --- PEAK

Mode	14	
	Harmonic	
	U-NII-2A_5.25-5.35_802.11n HT20_CH60_5300MHz	
ANT	3	
Pol.	Horizontal	Vertical
Peak Avg	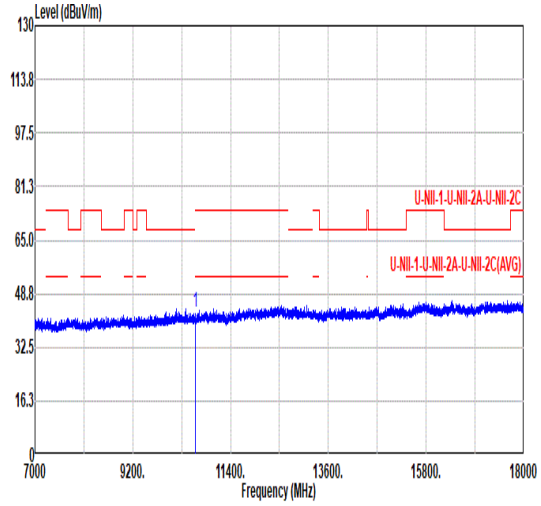 Freq Level Limit Line Over Limit Read Level Ant Factor Cable Loss Preamp Factor Aux Factor APos TPos Remark MHz dBuV/m dBuV/m dB dBuV dB/m dB dB dB cm deg 1 10600.00 43.16 74.00 -30.84 56.96 37.52 15.67 66.99 0.00 --- --- PEAK	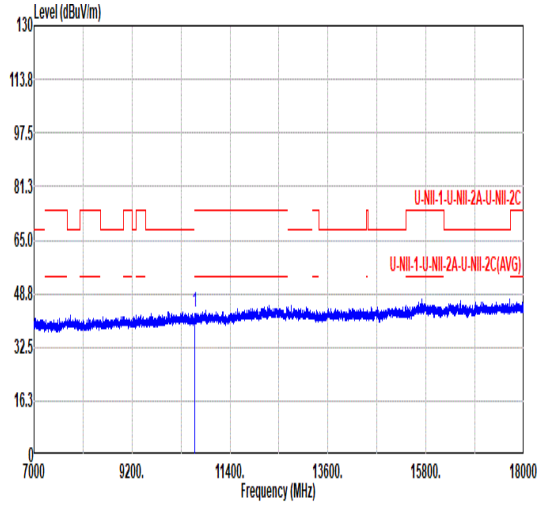 Freq Level Limit Line Over Limit Read Level Ant Factor Cable Loss Preamp Factor Aux Factor APos TPos Remark MHz dBuV/m dBuV/m dB dBuV dB/m dB dB dB cm deg 1 10600.00 43.17 74.00 -30.83 56.97 37.52 15.67 66.99 0.00 --- --- PEAK

Mode	15	
	Band Edge	
	U-NII-2A_5.25-5.35_802.11n HT20_CH64_5320MHz	
ANT	3	
Pol.	Horizontal	Fundamental
Peak	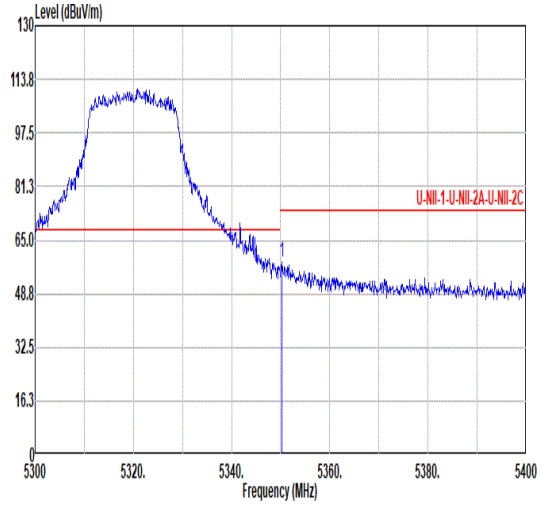 Freq Level Limit Line Over Limit Read Level Ant Factor Cable Loss Preamp Factor Aux Factor APos TPos Remark MHz dBuV/m dBuV/m dB dBuV dB/m dB dB dB cm deg 1 5350.30 58.43 74.00 -15.57 49.85 34.35 10.75 36.52 0.00 267 360 PEAK	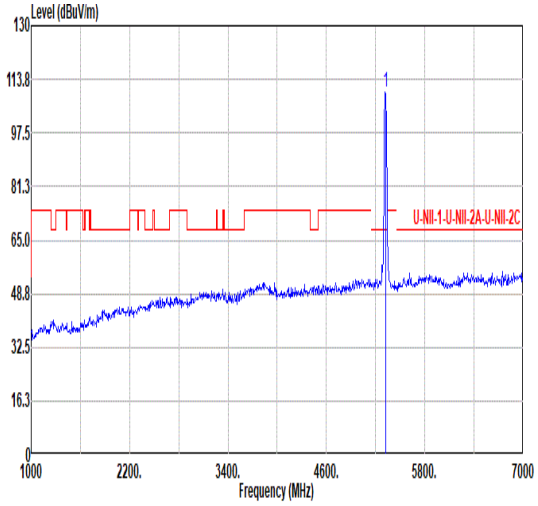 Freq Level Limit Line Over Limit Read Level Ant Factor Cable Loss Preamp Factor Aux Factor APos TPos Remark MHz dBuV/m dBuV/m dB dBuV dB/m dB dB dB cm deg 1 5320.00 109.73 ------ ------ 101.30 34.31 10.73 36.61 0.00 267 360 PEAK
Avg	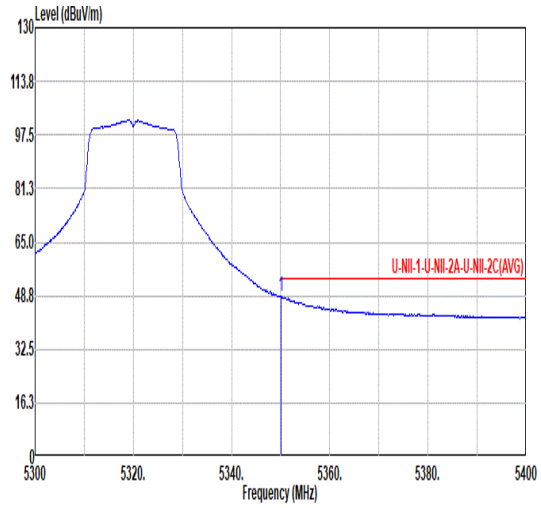 Freq Level Limit Line Over Limit Read Level Ant Factor Cable Loss Preamp Factor Aux Factor APos TPos Remark MHz dBuV/m dBuV/m dB dBuV dB/m dB dB dB cm deg 1 5350.10 48.40 54.00 -5.60 39.82 34.35 10.75 36.52 0.00 267 360 AVERAGE	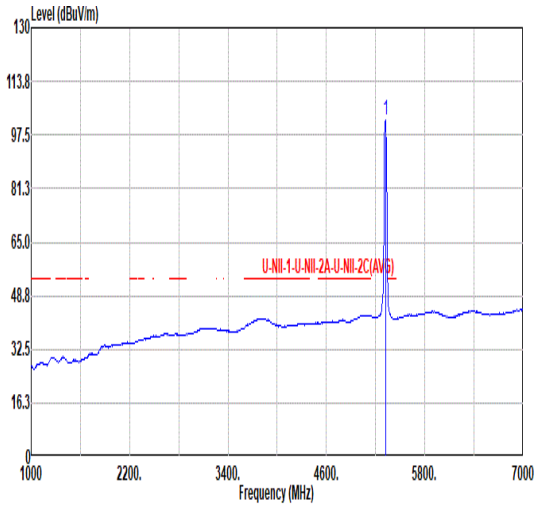 Freq Level Limit Line Over Limit Read Level Ant Factor Cable Loss Preamp Factor Aux Factor APos TPos Remark MHz dBuV/m dBuV/m dB dBuV dB/m dB dB dB cm deg 1 5320.00 101.87 ------ ------ 93.41 34.32 10.73 36.59 0.00 267 360 AVERAGE

Mode	15	
	Band Edge	
	U-NII-2A_5.25-5.35_802.11n HT20_CH64_5320MHz	
ANT	3	
Pol.	Vertical	Fundamental
Peak	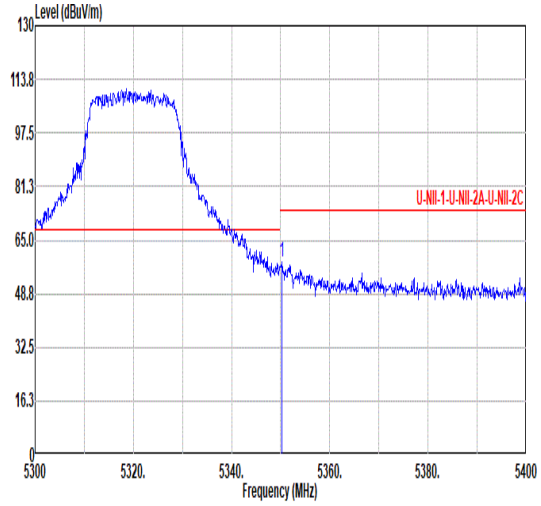 Freq Level Limit Line Over Limit Read Level Ant Factor Cable Loss Preamp Factor Aux Factor APos TPos Remark MHz dBuV/m dBuV/m dB dBuV dB/m dB dB dB cm deg 1 5350.30 58.15 74.00 -15.85 49.57 34.35 10.75 36.52 0.00 320 36 PEAK	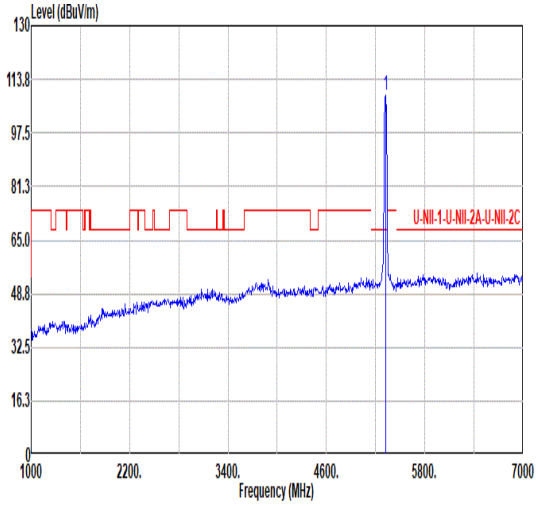 Freq Level Limit Line Over Limit Read Level Ant Factor Cable Loss Preamp Factor Aux Factor APos TPos Remark MHz dBuV/m dBuV/m dB dBuV dB/m dB dB dB cm deg 1 5320.00 109.13 ------ ------ 100.67 34.32 10.73 36.59 0.00 320 36 PEAK
Avg	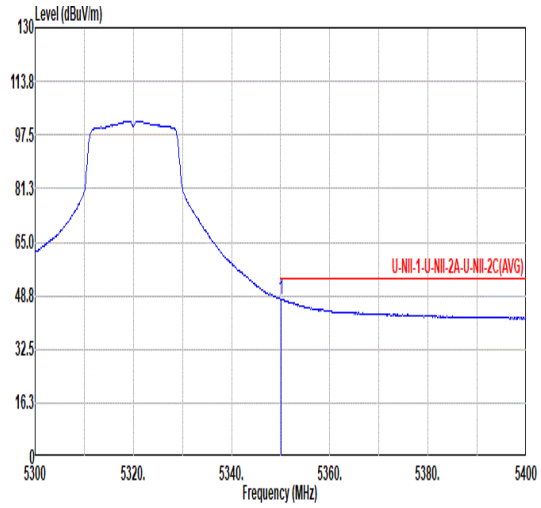 Freq Level Limit Line Over Limit Read Level Ant Factor Cable Loss Preamp Factor Aux Factor APos TPos Remark MHz dBuV/m dBuV/m dB dBuV dB/m dB dB dB cm deg 1 5350.10 47.77 54.00 -6.23 39.19 34.35 10.75 36.52 0.00 320 36 AVERAGE	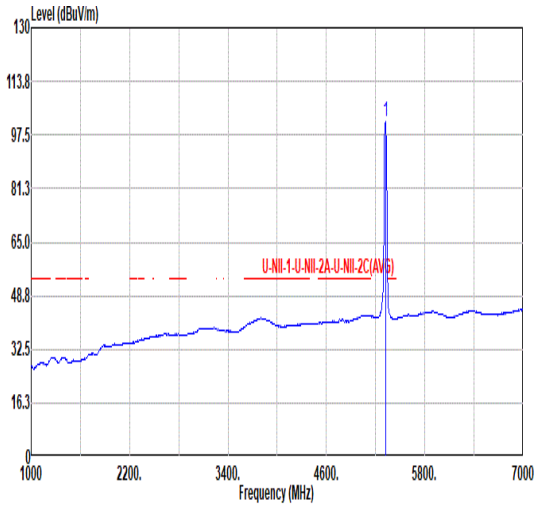 Freq Level Limit Line Over Limit Read Level Ant Factor Cable Loss Preamp Factor Aux Factor APos TPos Remark MHz dBuV/m dBuV/m dB dBuV dB/m dB dB dB cm deg 1 5320.00 101.64 ------ ------ 93.18 34.32 10.73 36.59 0.00 320 36 AVERAGE

Mode	15	
	Harmonic	
	U-NII-2A_5.25-5.35_802.11n HT20_CH64_5320MHz	
ANT	3	
Pol.	Horizontal	Vertical
Peak Avg	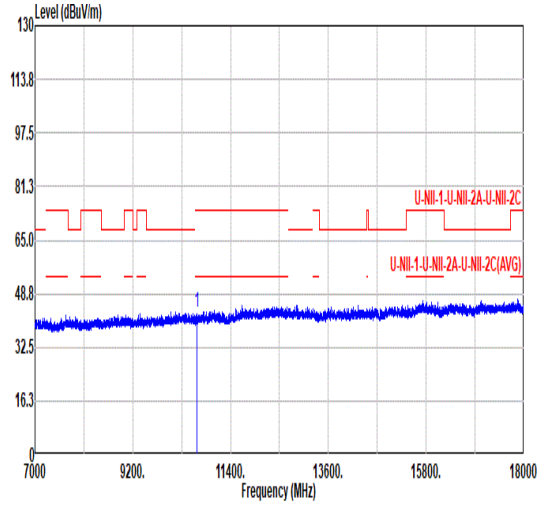 Freq Level Limit Line Over Limit Read Level Ant Factor Cable Loss Preamp Factor Aux Factor APos TPos Remark MHz dBuV/m dBuV/m dB dBuV dB/m dB dB dB cm deg 1 10640.00 43.14 74.00 -30.86 56.83 37.55 15.71 66.95 0.00 --- --- PEAK	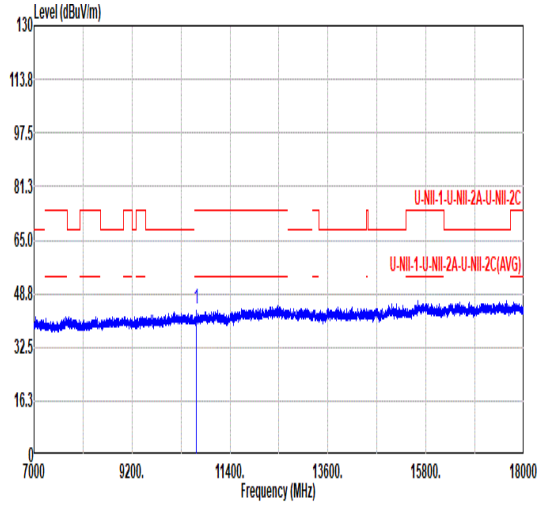 Freq Level Limit Line Over Limit Read Level Ant Factor Cable Loss Preamp Factor Aux Factor APos TPos Remark MHz dBuV/m dBuV/m dB dBuV dB/m dB dB dB cm deg 1 10640.00 44.27 74.00 -29.73 57.96 37.55 15.71 66.95 0.00 --- --- PEAK

Mode	16	
	Band Edge	
	U-NII-2C_5.47-5.725_802.11n HT20_CH100_5500MHz	
ANT	3	
Pol.	Horizontal	Fundamental
Peak	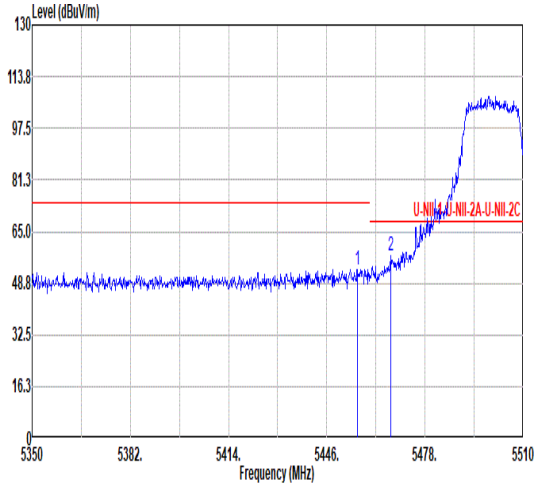 Freq Level Limit Line Over Limit Read Level Ant Factor Cable Loss Preamp Factor Aux Factor APos TPos Remark MHz dBuV/m dBuV/m dB dBuV dB/m dB dB dB cm deg 1 5456.08 53.03 74.00 -20.97 44.29 34.34 10.84 36.44 0.00 378 360 PEAK 2 5466.96 57.19 68.20 -11.01 48.46 34.33 10.85 36.45 0.00 378 360 PEAK	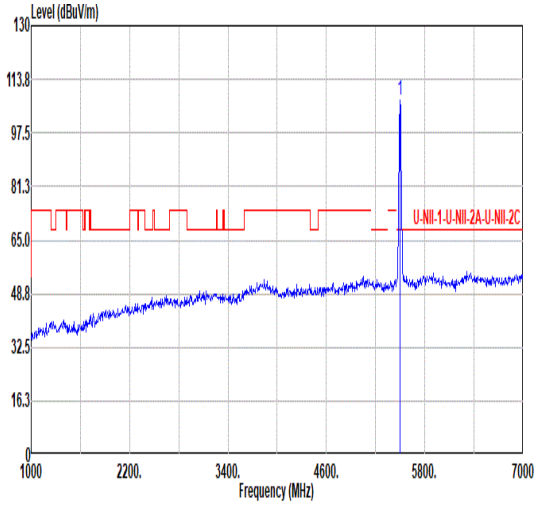 Freq Level Limit Line Over Limit Read Level Ant Factor Cable Loss Preamp Factor Aux Factor APos TPos Remark MHz dBuV/m dBuV/m dB dBuV dB/m dB dB dB cm deg 1 5500.00 107.19 ------ ------ 98.47 34.31 10.88 36.47 0.00 378 360 PEAK
Avg	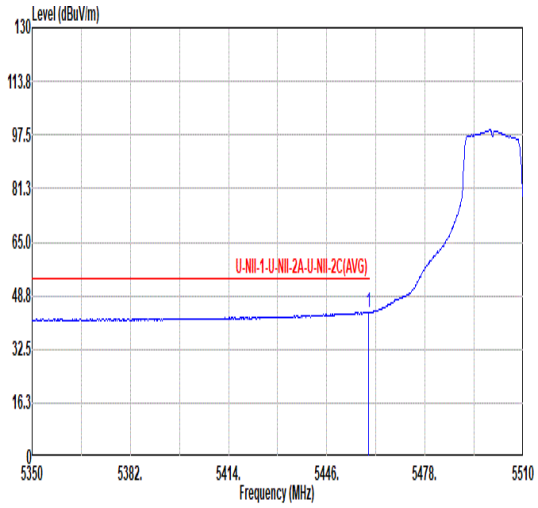 Freq Level Limit Line Over Limit Read Level Ant Factor Cable Loss Preamp Factor Aux Factor APos TPos Remark MHz dBuV/m dBuV/m dB dBuV dB/m dB dB dB cm deg 1 5459.60 43.84 54.00 -10.16 35.10 34.34 10.84 36.44 0.00 378 360 AVERAGE	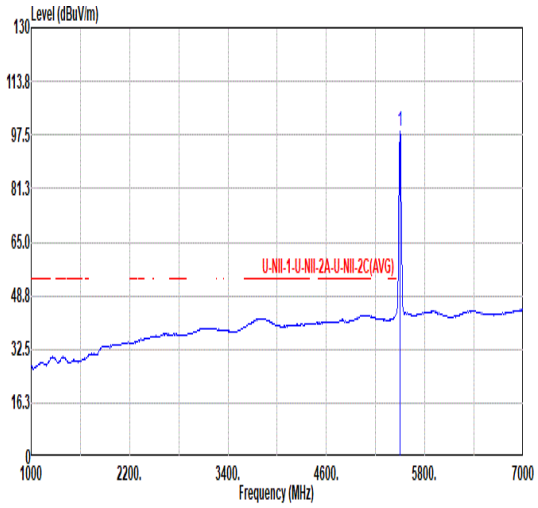 Freq Level Limit Line Over Limit Read Level Ant Factor Cable Loss Preamp Factor Aux Factor APos TPos Remark MHz dBuV/m dBuV/m dB dBuV dB/m dB dB dB cm deg 1 5500.00 98.58 ------ ------ 89.86 34.30 10.89 36.47 0.00 378 360 AVERAGE

Mode	16	
	Band Edge	
	U-NII-2C_5.47-5.725_802.11n HT20_CH100_5500MHz	
ANT	3	
Pol.	Vertical	Fundamental
Peak	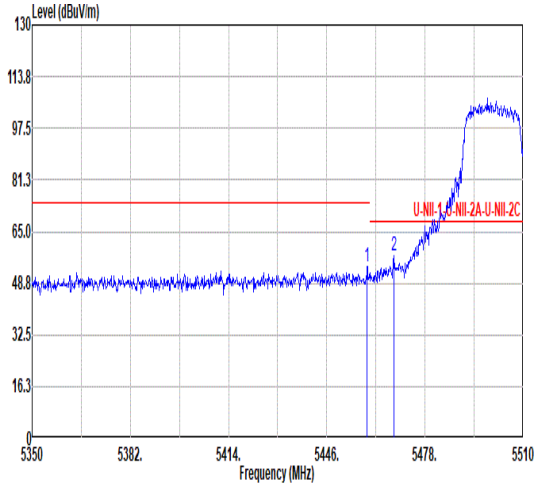 Freq Level Limit Line Over Limit Read Level Ant Factor Cable Loss Preamp Factor Aux Factor APos TPos Remark MHz dBuV/m dBuV/m dB dBuV dB/m dB dB dB cm deg 1 5459.12 53.89 74.00 -20.11 45.15 34.34 10.84 36.44 0.00 224 31 PEAK 2 5467.76 57.27 68.20 -10.93 48.54 34.33 10.85 36.45 0.00 224 31 PEAK	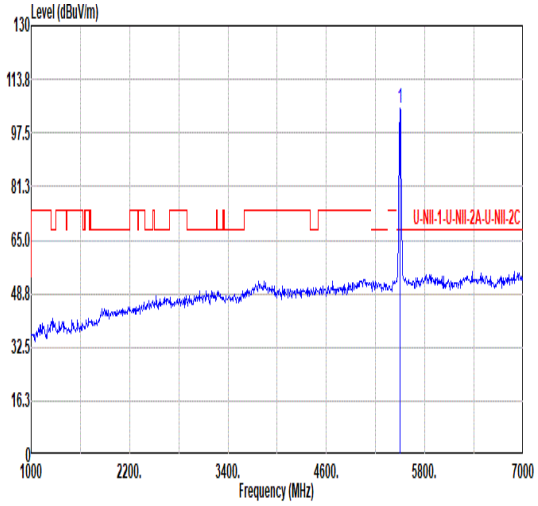 Freq Level Limit Line Over Limit Read Level Ant Factor Cable Loss Preamp Factor Aux Factor APos TPos Remark MHz dBuV/m dBuV/m dB dBuV dB/m dB dB dB cm deg 1 5500.00 104.95 ------ ------ 96.23 34.31 10.88 36.47 0.00 224 31 PEAK
Avg	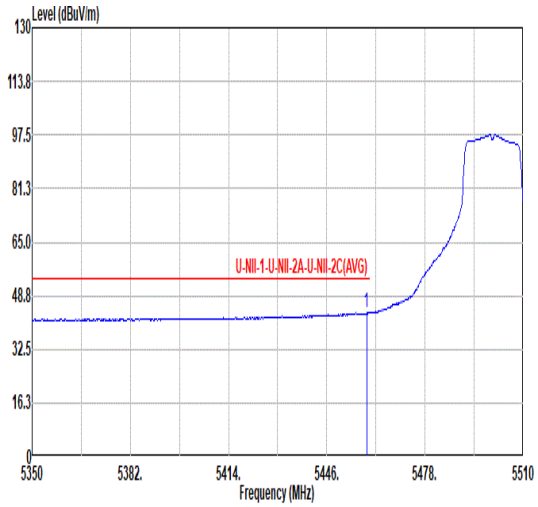 Freq Level Limit Line Over Limit Read Level Ant Factor Cable Loss Preamp Factor Aux Factor APos TPos Remark MHz dBuV/m dBuV/m dB dBuV dB/m dB dB dB cm deg 1 5458.96 43.55 54.00 -10.45 34.81 34.34 10.84 36.44 0.00 224 31 AVERAGE	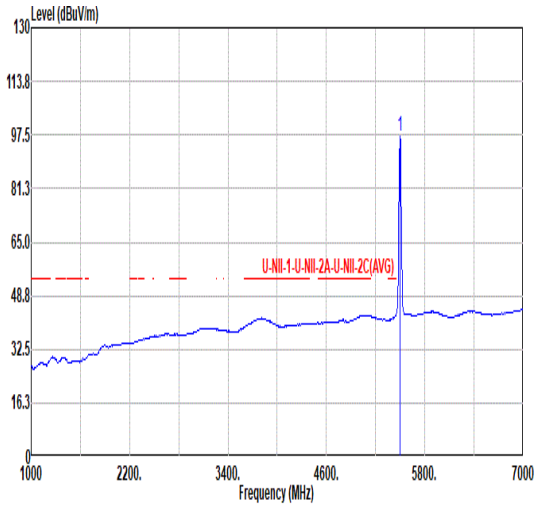 Freq Level Limit Line Over Limit Read Level Ant Factor Cable Loss Preamp Factor Aux Factor APos TPos Remark MHz dBuV/m dBuV/m dB dBuV dB/m dB dB dB cm deg 1 5500.00 97.15 ------ ------ 88.43 34.30 10.89 36.47 0.00 224 31 AVERAGE

Mode	16	
	Harmonic	
	U-NII-2C_5.47-5.725_802.11n HT20_CH100_5500MHz	
ANT	3	
Pol.	Horizontal	Vertical
Peak Avg	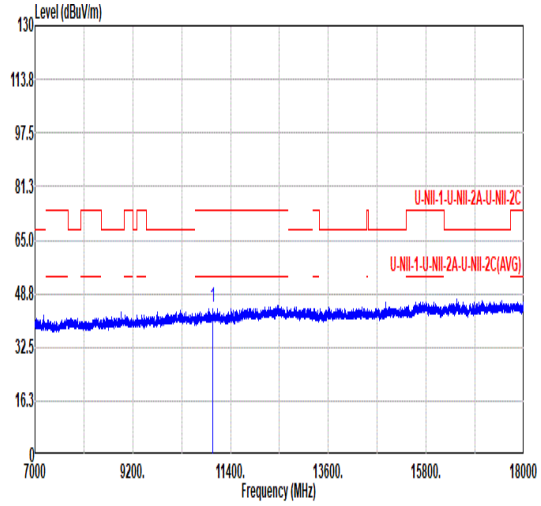 Freq Level Limit Line Over Limit Read Level Ant Factor Cable Loss Preamp Factor Aux Factor APos TPos Remark MHz dBuV/m dBuV/m dB dBuV dB/m dB dB dB cm deg 1 11000.00 44.50 74.00 -29.50 57.29 37.80 16.04 66.63 0.00 --- --- PEAK	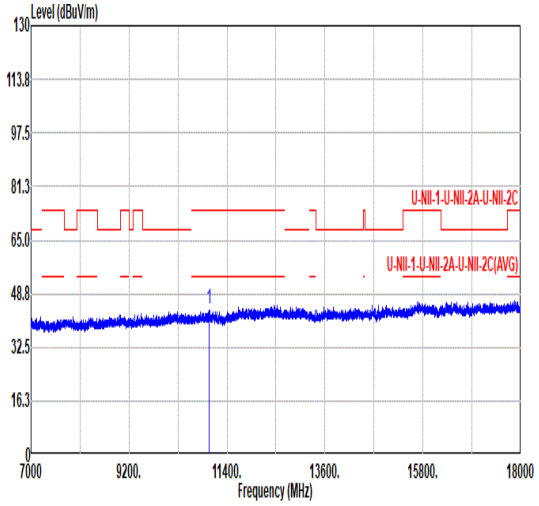 Freq Level Limit Line Over Limit Read Level Ant Factor Cable Loss Preamp Factor Aux Factor APos TPos Remark MHz dBuV/m dBuV/m dB dBuV dB/m dB dB dB cm deg 1 11000.00 44.25 74.00 -29.75 57.04 37.80 16.04 66.63 0.00 --- --- PEAK

Mode	17	
	Harmonic	
	U-NII-2C_5.47-5.725_802.11n HT20_CH116_5580MHz	
ANT	3	
Pol.	Horizontal	Vertical
Peak Avg	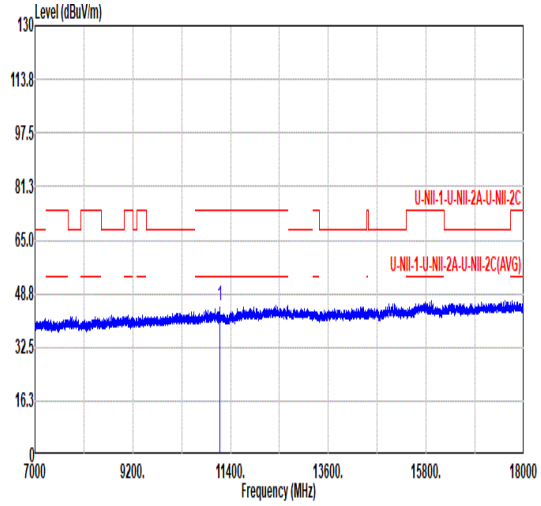 Freq Level Limit Line Over Limit Read Level Ant Factor Cable Loss Preamp Factor Aux Factor APos TPos Remark MHz dBuV/m dBuV/m dB dBuV dB/m dB dB dB cm deg 1 11160.00 44.93 74.00 -29.07 57.45 37.94 16.15 66.61 0.00 --- --- PEAK	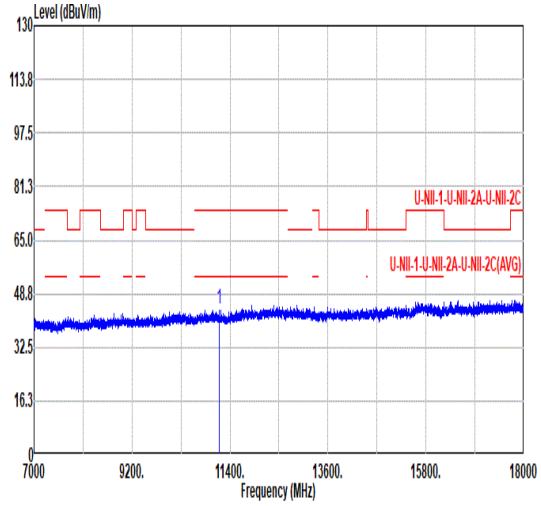 Freq Level Limit Line Over Limit Read Level Ant Factor Cable Loss Preamp Factor Aux Factor APos TPos Remark MHz dBuV/m dBuV/m dB dBuV dB/m dB dB dB cm deg 1 11160.00 44.02 74.00 -29.98 56.54 37.94 16.15 66.61 0.00 --- --- PEAK

Mode	18	
	Band Edge	
	U-NII-2C_5.47-5.725_802.11n HT20_CH140_5700MHz	
ANT	3	
Pol.	Horizontal	Fundamental
Peak	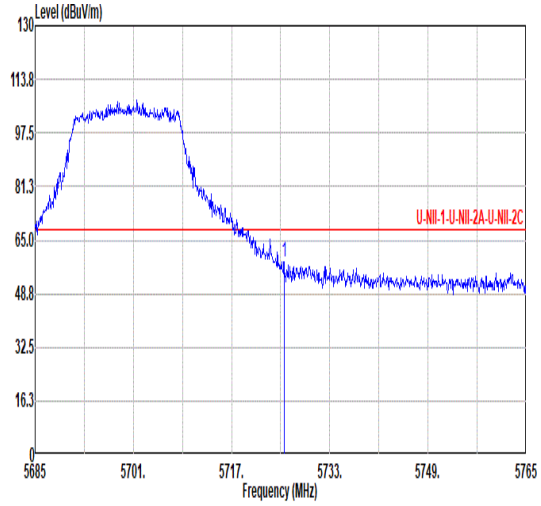 Freq Level Limit Line Over Limit Read Level Ant Factor Cable Loss Preamp Factor Aux Factor APos TPos Remark MHz dBuV/m dBuV/m dB dBuV dB/m dB dB dB cm deg 1 5725.56 58.43 68.20 -9.77 49.22 34.43 11.18 36.40 0.00 275 297 PEAK	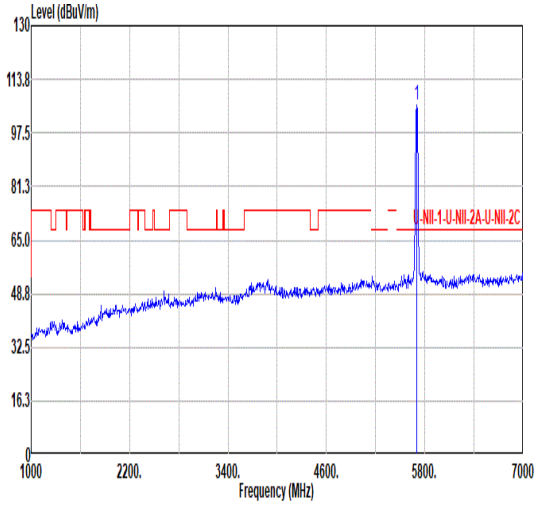 Freq Level Limit Line Over Limit Read Level Ant Factor Cable Loss Preamp Factor Aux Factor APos TPos Remark MHz dBuV/m dBuV/m dB dBuV dB/m dB dB dB cm deg 1 5700.00 105.75 ------ ------ 96.64 34.32 11.15 36.36 0.00 275 297 PEAK
Avg	Blank	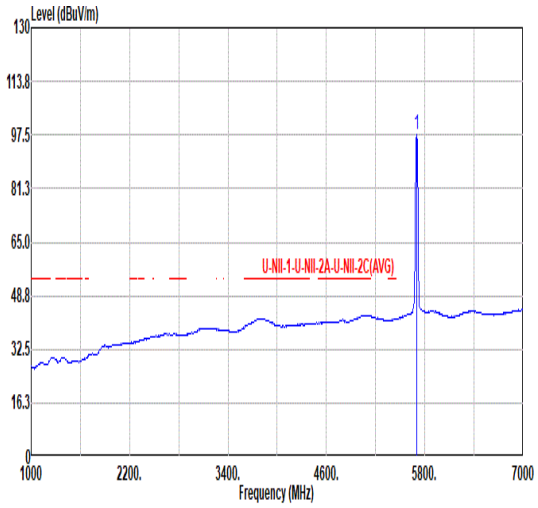 Freq Level Limit Line Over Limit Read Level Ant Factor Cable Loss Preamp Factor Aux Factor APos TPos Remark MHz dBuV/m dBuV/m dB dBuV dB/m dB dB dB cm deg 1 5700.00 97.45 ------ ------ 88.34 34.32 11.15 36.36 0.00 275 297 AVERAGE

Mode	18	
	Band Edge	
	U-NII-2C_5.47-5.725_802.11n HT20_CH140_5700MHz	
ANT	3	
Pol.	Vertical	Fundamental
Peak	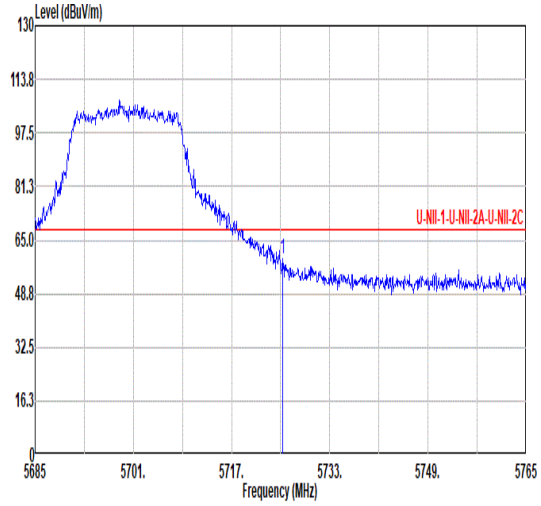 Freq Level Limit Line Over Limit Read Level Ant Factor Cable Loss Preamp Factor Aux Factor APos TPos Remark MHz dBuV/m dBuV/m dB dBuV dB/m dB dB dB cm deg 1 5725.32 59.33 68.20 -8.87 50.12 34.43 11.18 36.40 0.00 100 344 PEAK	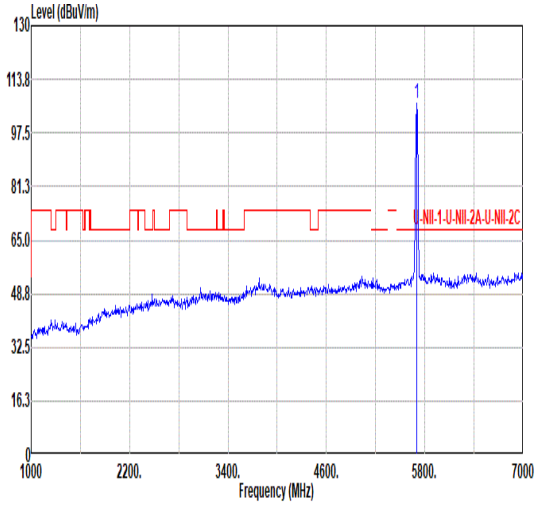 Freq Level Limit Line Over Limit Read Level Ant Factor Cable Loss Preamp Factor Aux Factor APos TPos Remark MHz dBuV/m dBuV/m dB dBuV dB/m dB dB dB cm deg 1 5700.00 106.32 ------ ------ 97.21 34.32 11.15 36.36 0.00 100 344 PEAK
Avg	Blank	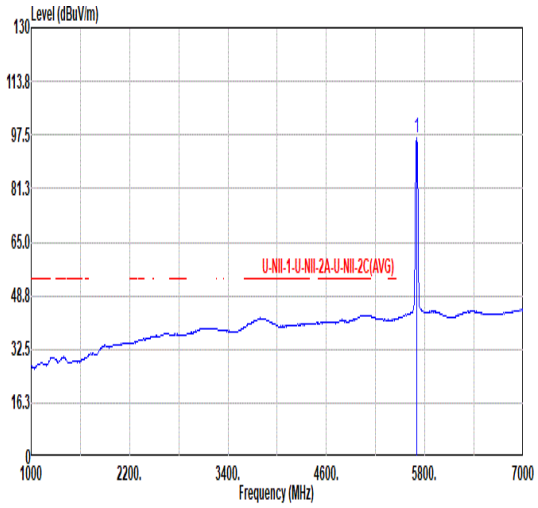 Freq Level Limit Line Over Limit Read Level Ant Factor Cable Loss Preamp Factor Aux Factor APos TPos Remark MHz dBuV/m dBuV/m dB dBuV dB/m dB dB dB cm deg 1 5700.00 96.79 ------ ------ 87.70 34.30 11.14 36.35 0.00 100 344 AVERAGE

Mode	18	
	Harmonic	
	U-NII-2C_5.47-5.725_802.11n HT20_CH140_5700MHz	
ANT	3	
Pol.	Horizontal	Vertical
Peak Avg	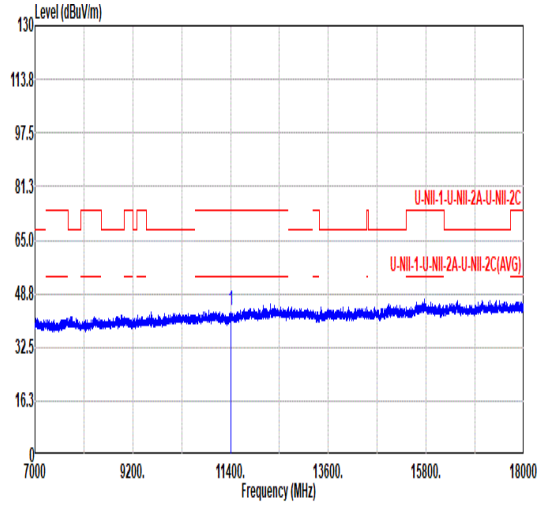 Freq Level Limit Line Over Limit Read Level Ant Factor Cable Loss Preamp Factor Aux Factor APos TPos Remark MHz dBuV/m dBuV/m dB dBuV dB/m dB dB dB cm deg 1 11400.00 43.83 74.00 -30.17 55.96 38.16 16.30 66.59 0.00 --- --- PEAK	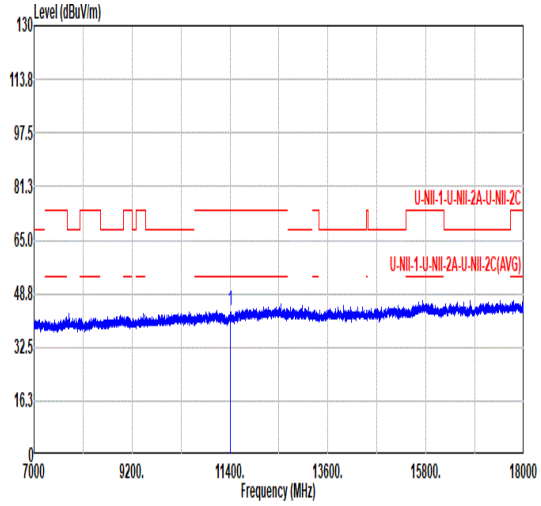 Freq Level Limit Line Over Limit Read Level Ant Factor Cable Loss Preamp Factor Aux Factor APos TPos Remark MHz dBuV/m dBuV/m dB dBuV dB/m dB dB dB cm deg 1 11400.00 43.66 74.00 -30.34 55.79 38.16 16.30 66.59 0.00 --- --- PEAK

Mode	19	
	Band Edge - L	
	U-NII-1_5.15-5.25_802.11n HT40_CH38_5190MHz	
ANT	3	
Pol.	Horizontal	Fundamental
Peak	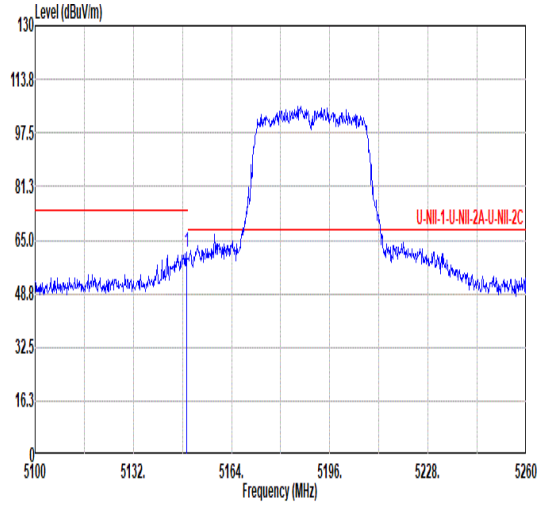 Freq Level Limit Line Over Limit Read Level Ant Factor Cable Loss Preamp Factor Aux Factor APos TPos Remark MHz dBuV/m dBuV/m dB dBuV dB/m dB dB dB cm deg 1 5149.28 61.26 74.00 -12.74 53.63 34.05 10.61 37.03 0.00 254 0 PEAK	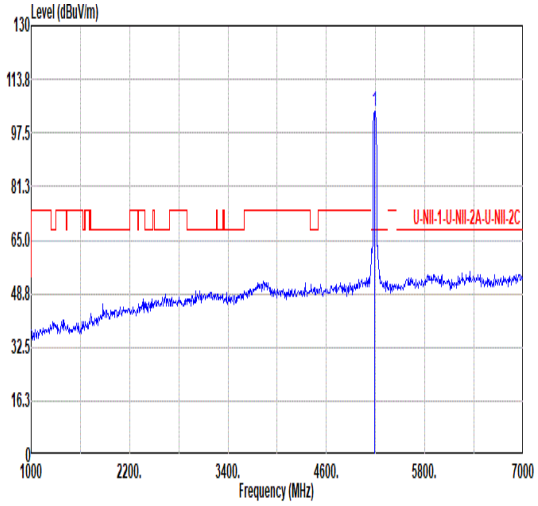 Freq Level Limit Line Over Limit Read Level Ant Factor Cable Loss Preamp Factor Aux Factor APos TPos Remark MHz dBuV/m dBuV/m dB dBuV dB/m dB dB dB cm deg 1 5190.00 104.23 ------ ------ 96.54 34.18 10.65 37.14 0.00 254 0 PEAK
Avg	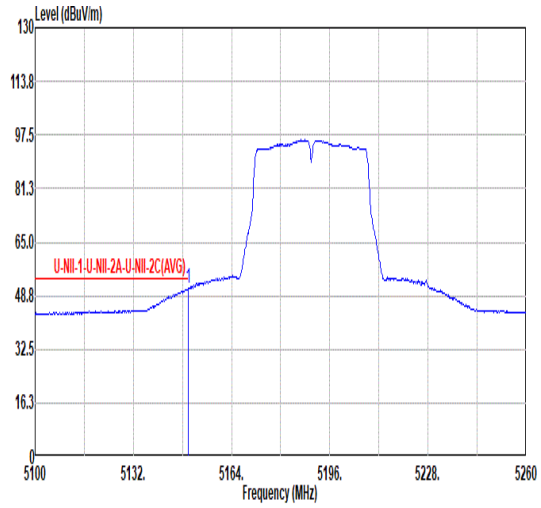 Freq Level Limit Line Over Limit Read Level Ant Factor Cable Loss Preamp Factor Aux Factor APos TPos Remark MHz dBuV/m dBuV/m dB dBuV dB/m dB dB dB cm deg 1 5149.92 50.86 54.00 -3.14 43.23 34.05 10.61 37.03 0.00 254 0 AVERAGE	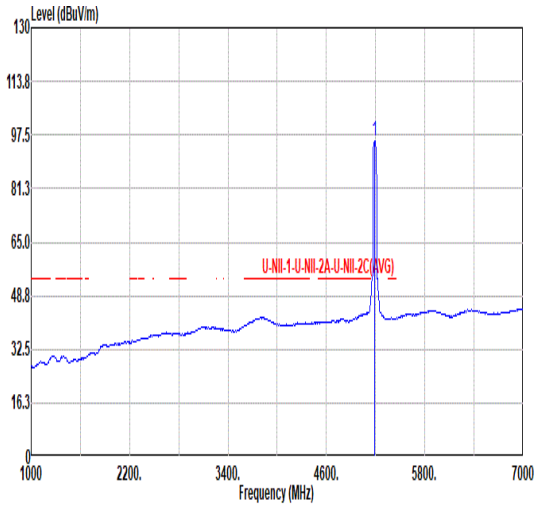 Freq Level Limit Line Over Limit Read Level Ant Factor Cable Loss Preamp Factor Aux Factor APos TPos Remark MHz dBuV/m dBuV/m dB dBuV dB/m dB dB dB cm deg 1 5190.00 95.71 ------ ------ 88.03 34.16 10.65 37.13 0.00 254 0 AVERAGE

Mode	19	
	Band Edge - R	
	U-NII-1_5.15-5.25_802.11n HT40_CH38_5190MHz	
ANT	3	
Pol.	Horizontal	Fundamental
Peak	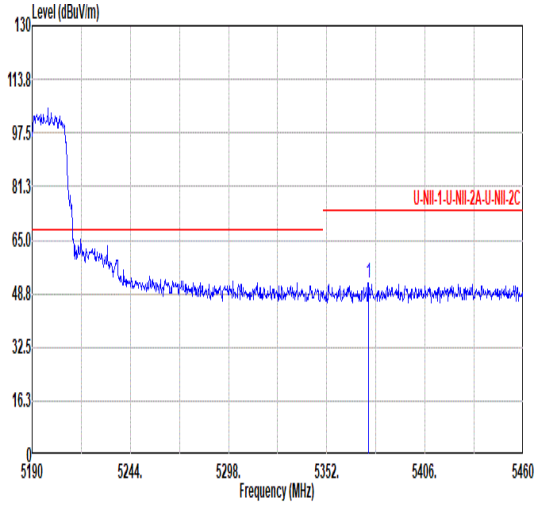 Freq Level Limit Line Over Limit Read Level Ant Factor Cable Loss Preamp Factor Aux Factor APos TPos Remark MHz dBuV/m dBuV/m dB dBuV dB/m dB dB dB cm deg 1 5374.95 51.97 74.00 -22.03 43.30 34.37 10.76 36.46 0.00 254 0 PEAK	Blank
Avg	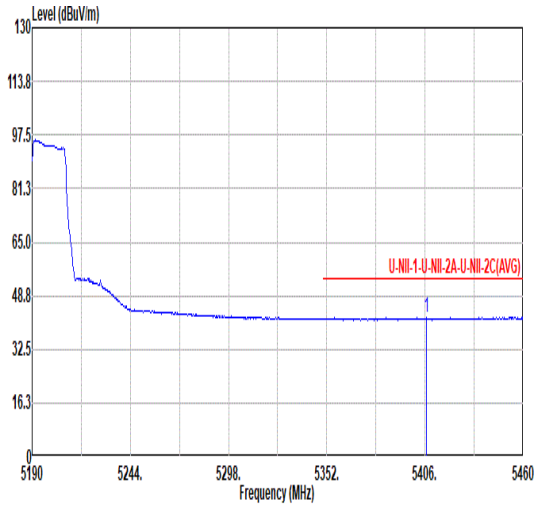 Freq Level Limit Line Over Limit Read Level Ant Factor Cable Loss Preamp Factor Aux Factor APos TPos Remark MHz dBuV/m dBuV/m dB dBuV dB/m dB dB dB cm deg 1 5406.81 42.21 54.00 -11.79 33.44 34.39 10.78 36.40 0.00 254 0 AVERAGE	Blank

Mode	19	
	Band Edge - L	
	U-NII-1_5.15-5.25_802.11n HT40_CH38_5190MHz	
ANT	3	
Pol.	Vertical	Fundamental
Peak	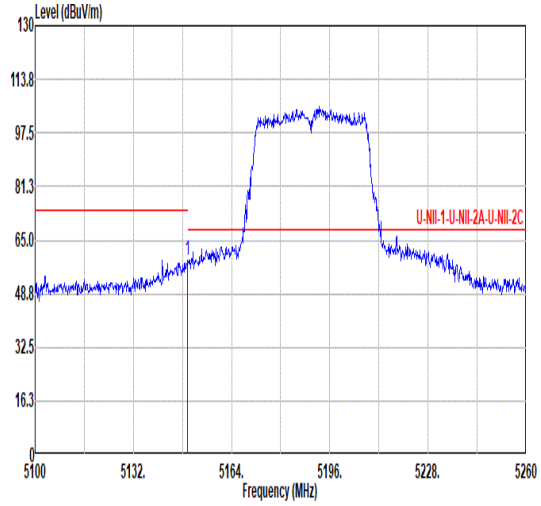 Freq Level Limit Line Over Limit Read Level Ant Factor Cable Loss Preamp Factor Aux Factor APos TPos Remark MHz dBuV/m dBuV/m dB dBuV dB/m dB dB dB cm deg 1 5149.60 58.91 74.00 -15.09 51.28 34.05 10.61 37.03 0.00 332 40 PEAK	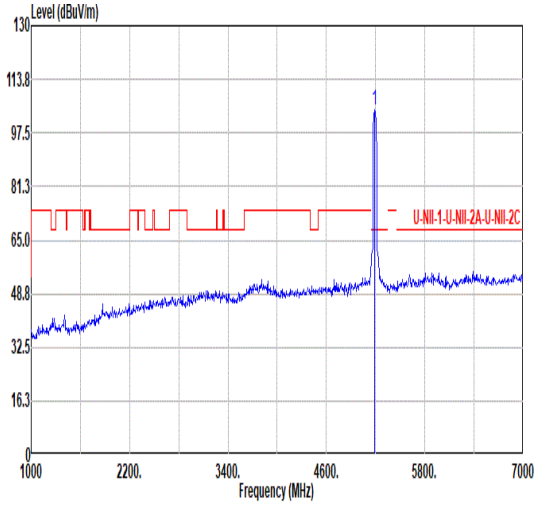 Freq Level Limit Line Over Limit Read Level Ant Factor Cable Loss Preamp Factor Aux Factor APos TPos Remark MHz dBuV/m dBuV/m dB dBuV dB/m dB dB dB cm deg 1 5190.00 104.34 ------ ------ 96.66 34.16 10.65 37.13 0.00 332 40 PEAK
Avg	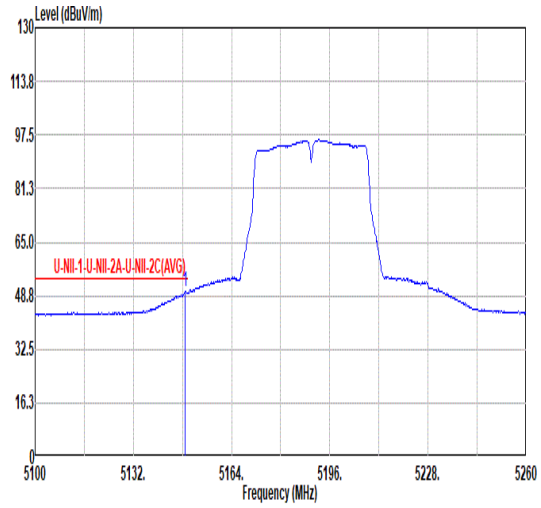 Freq Level Limit Line Over Limit Read Level Ant Factor Cable Loss Preamp Factor Aux Factor APos TPos Remark MHz dBuV/m dBuV/m dB dBuV dB/m dB dB dB cm deg 1 5148.96 50.01 54.00 -3.99 42.38 34.05 10.61 37.03 0.00 332 40 AVERAGE	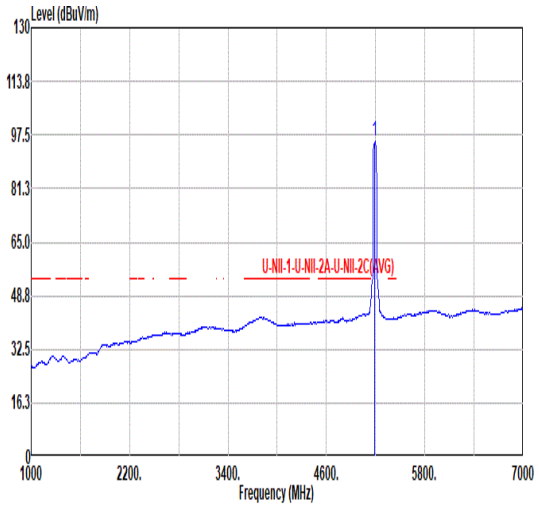 Freq Level Limit Line Over Limit Read Level Ant Factor Cable Loss Preamp Factor Aux Factor APos TPos Remark MHz dBuV/m dBuV/m dB dBuV dB/m dB dB dB cm deg 1 5190.00 95.82 ------ ------ 88.13 34.18 10.65 37.14 0.00 332 40 AVERAGE

Mode	19	
	Band Edge - R	
	U-NII-1_5.15-5.25_802.11n HT40_CH38_5190MHz	
ANT	3	
Pol.	Vertical	Fundamental
Peak	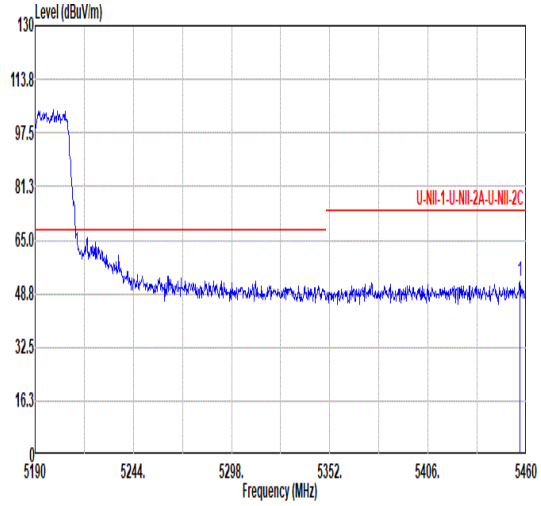 Freq Level Limit Line Over Limit Read Level Ant Factor Cable Loss Preamp Factor Aux Factor APos TPos Remark MHz dBuV/m dBuV/m dB dBuV dB/m dB dB dB cm deg 1 5456.49 52.50 74.00 -21.50 43.76 34.34 10.84 36.44 0.00 332 40 PEAK	Blank
Avg	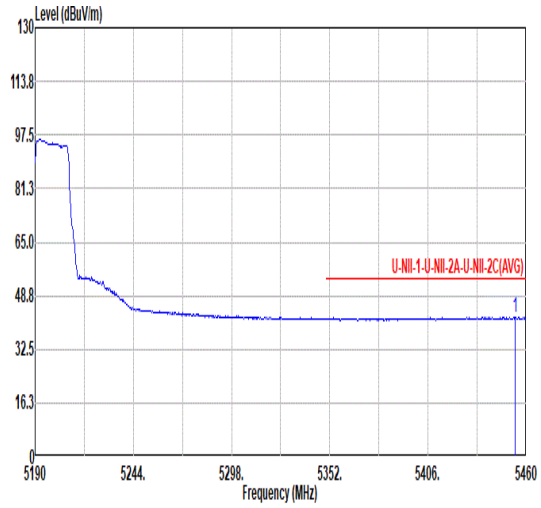 Freq Level Limit Line Over Limit Read Level Ant Factor Cable Loss Preamp Factor Aux Factor APos TPos Remark MHz dBuV/m dBuV/m dB dBuV dB/m dB dB dB cm deg 1 5453.79 42.31 54.00 -11.69 33.57 34.35 10.83 36.44 0.00 332 40 AVERAGE	Blank

Mode	19	
	Harmonic	
	U-NII-1_5.15-5.25_802.11n HT40_CH38_5190MHz	
ANT	3	
Pol.	Horizontal	Vertical
Peak Avg	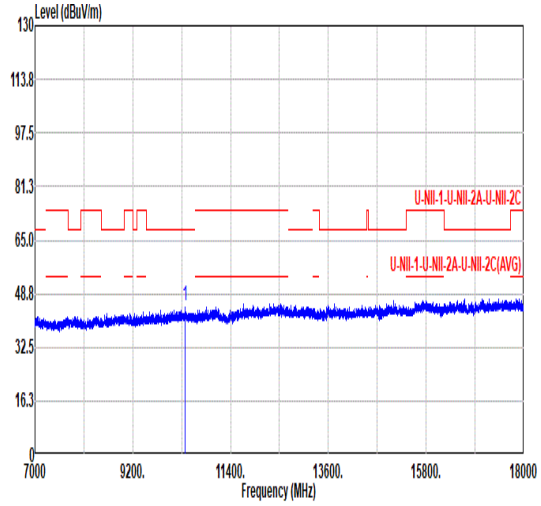 Freq Level Limit Line Over Limit Read Level Ant Factor Cable Loss Preamp Factor Aux Factor APos TPos Remark MHz dBuV/m dBuV/m dB dBuV dB/m dB dB dB cm deg 1 10380.00 45.00 68.20 -23.20 59.18 37.38 15.48 67.04 0.00 --- --- PEAK	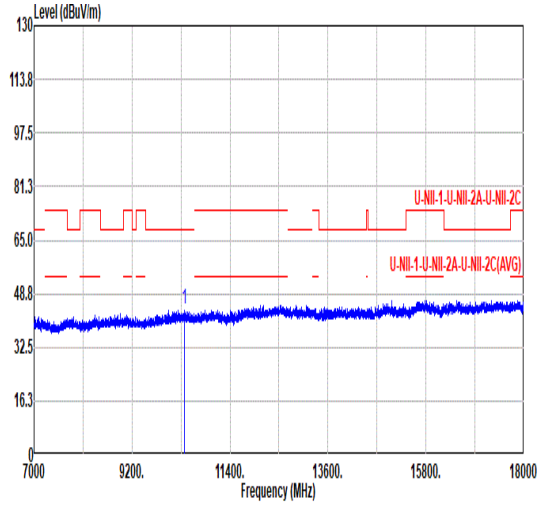 Freq Level Limit Line Over Limit Read Level Ant Factor Cable Loss Preamp Factor Aux Factor APos TPos Remark MHz dBuV/m dBuV/m dB dBuV dB/m dB dB dB cm deg 1 10380.00 44.17 68.20 -24.03 58.39 37.36 15.46 67.04 0.00 --- --- PEAK

Mode	20	
	Harmonic	
	U-NII-1_5.15-5.25_802.11n HT40_CH46_5230MHz	
ANT	3	
Pol.	Horizontal	Vertical
Peak Avg	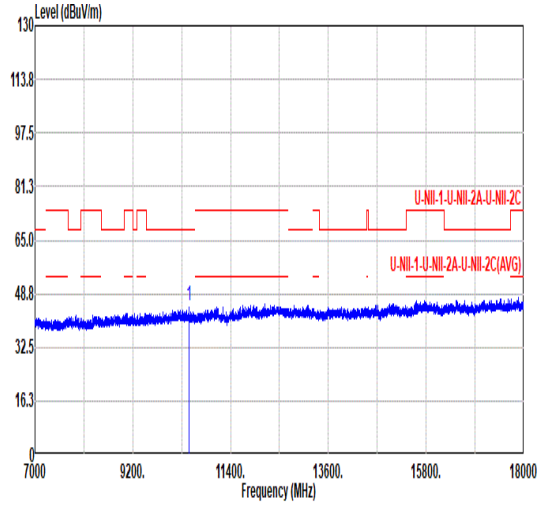 Freq Level Limit Line Over Limit Read Level Ant Factor Cable Loss Preamp Factor Aux Factor APos TPos Remark MHz dBuV/m dBuV/m dB dBuV dB/m dB dB dB cm deg 1 10460.00 44.91 68.20 -23.29 59.03 37.41 15.53 67.06 0.00 --- --- PEAK	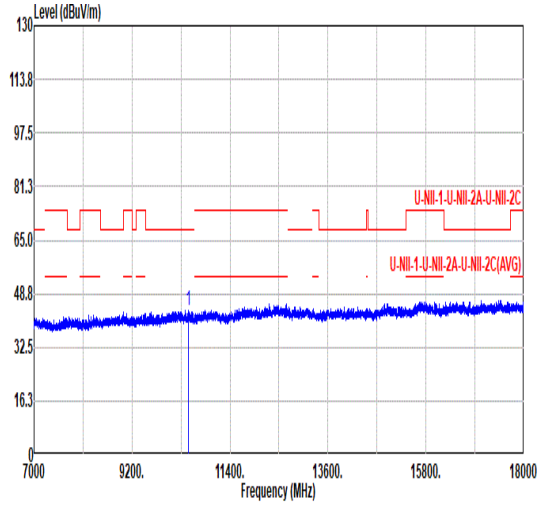 Freq Level Limit Line Over Limit Read Level Ant Factor Cable Loss Preamp Factor Aux Factor APos TPos Remark MHz dBuV/m dBuV/m dB dBuV dB/m dB dB dB cm deg 1 10460.00 43.71 68.20 -24.49 57.82 37.42 15.54 67.07 0.00 --- --- PEAK

Mode	21	
	Harmonic	
	U-NII-2A_5.25-5.35_802.11n HT40_CH54_5270MHz	
ANT	3	
Pol.	Horizontal	Vertical
Peak Avg	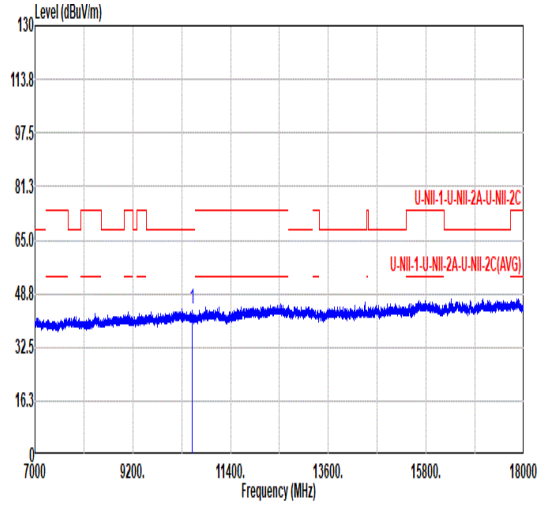 Freq Level Limit Line Over Limit Read Level Ant Factor Cable Loss Preamp Factor Aux Factor APos TPos Remark MHz dBuV/m dBuV/m dB dBuV dB/m dB dB dB cm deg 1 10540.00 44.22 68.20 -23.98 58.16 37.48 15.62 67.04 0.00 --- --- PEAK	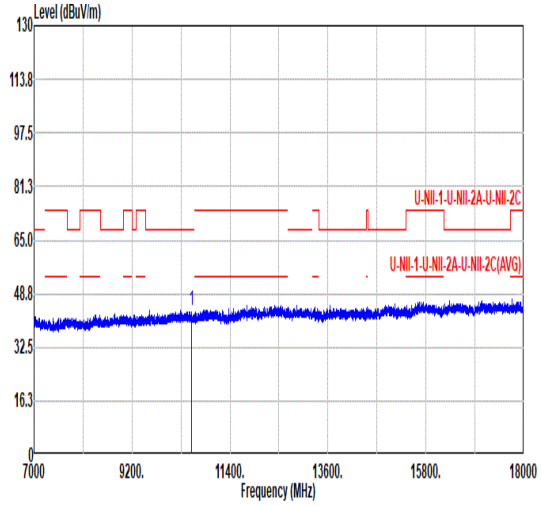 Freq Level Limit Line Over Limit Read Level Ant Factor Cable Loss Preamp Factor Aux Factor APos TPos Remark MHz dBuV/m dBuV/m dB dBuV dB/m dB dB dB cm deg 1 10540.00 43.73 68.20 -24.47 57.67 37.48 15.62 67.04 0.00 --- --- PEAK

Mode	22	
	Band Edge - L	
	U-NII-2A_5.25-5.35_802.11n HT40_CH62_5310MHz	
ANT	3	
Pol.	Horizontal	Fundamental
Peak	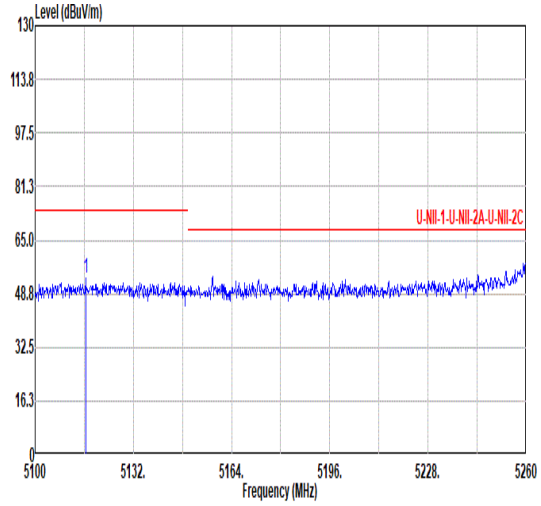 Freq Level Limit Line Over Limit Read Level Ant Factor Cable Loss Preamp Factor Aux Factor APos TPos Remark MHz dBuV/m dBuV/m dB dBuV dB/m dB dB dB cm deg 1 5116.48 53.69 74.00 -20.31 46.11 33.95 10.57 36.94 0.00 299 360 PEAK	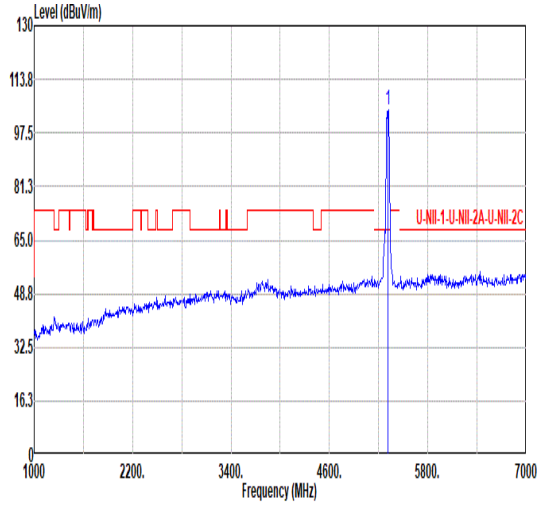 Freq Level Limit Line Over Limit Read Level Ant Factor Cable Loss Preamp Factor Aux Factor APos TPos Remark MHz dBuV/m dBuV/m dB dBuV dB/m dB dB dB cm deg 1 5310.00 104.69 ------ ------ 96.23 34.32 10.73 36.59 0.00 299 360 PEAK
Avg	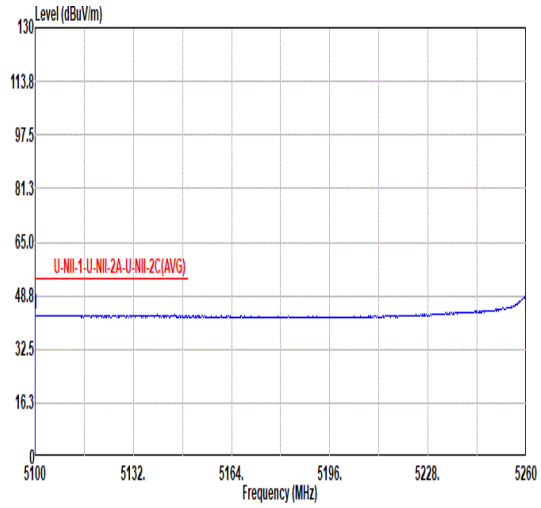 Freq Level Limit Line Over Limit Read Level Ant Factor Cable Loss Preamp Factor Aux Factor APos TPos Remark MHz dBuV/m dBuV/m dB dBuV dB/m dB dB dB cm deg 1 5100.00 43.04 54.00 -10.96 35.48 33.90 10.56 36.90 0.00 299 360 AVERAGE	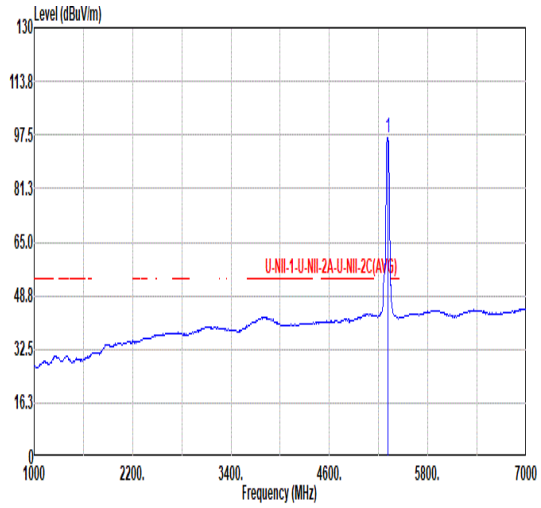 Freq Level Limit Line Over Limit Read Level Ant Factor Cable Loss Preamp Factor Aux Factor APos TPos Remark MHz dBuV/m dBuV/m dB dBuV dB/m dB dB dB cm deg 1 5310.00 96.79 ------ ------ 88.36 34.31 10.73 36.61 0.00 299 360 AVERAGE

Mode	22	
	Band Edge - R	
	U-NII-2A_5.25-5.35_802.11n HT40_CH62_5310MHz	
ANT	3	
Pol.	Horizontal	Fundamental
Peak	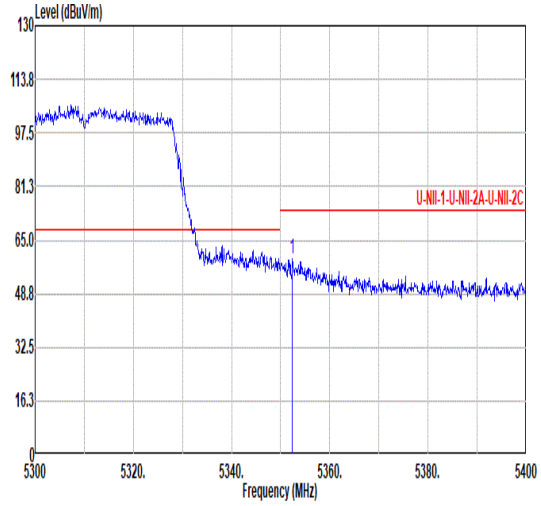 Freq Level Limit Line Over Limit Read Level Ant Factor Cable Loss Preamp Factor Aux Factor APos TPos Remark 1 5352.40 59.41 74.00 -14.59 50.82 34.35 10.75 36.51 0.00 299 360 PEAK	Blank
Avg	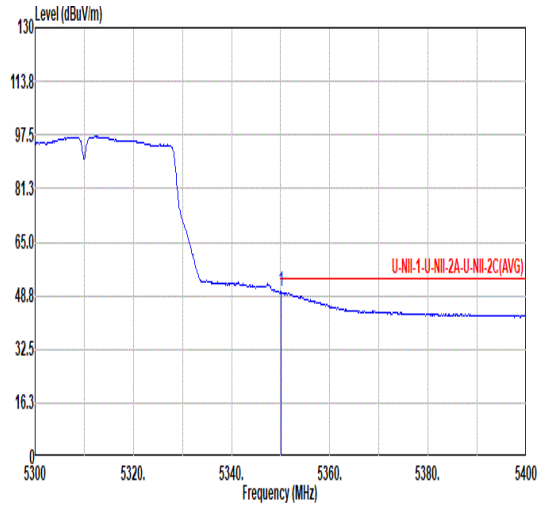 Freq Level Limit Line Over Limit Read Level Ant Factor Cable Loss Preamp Factor Aux Factor APos TPos Remark 1 5350.10 49.91 54.00 -4.09 41.33 34.35 10.75 36.52 0.00 299 360 AVERAGE	Blank