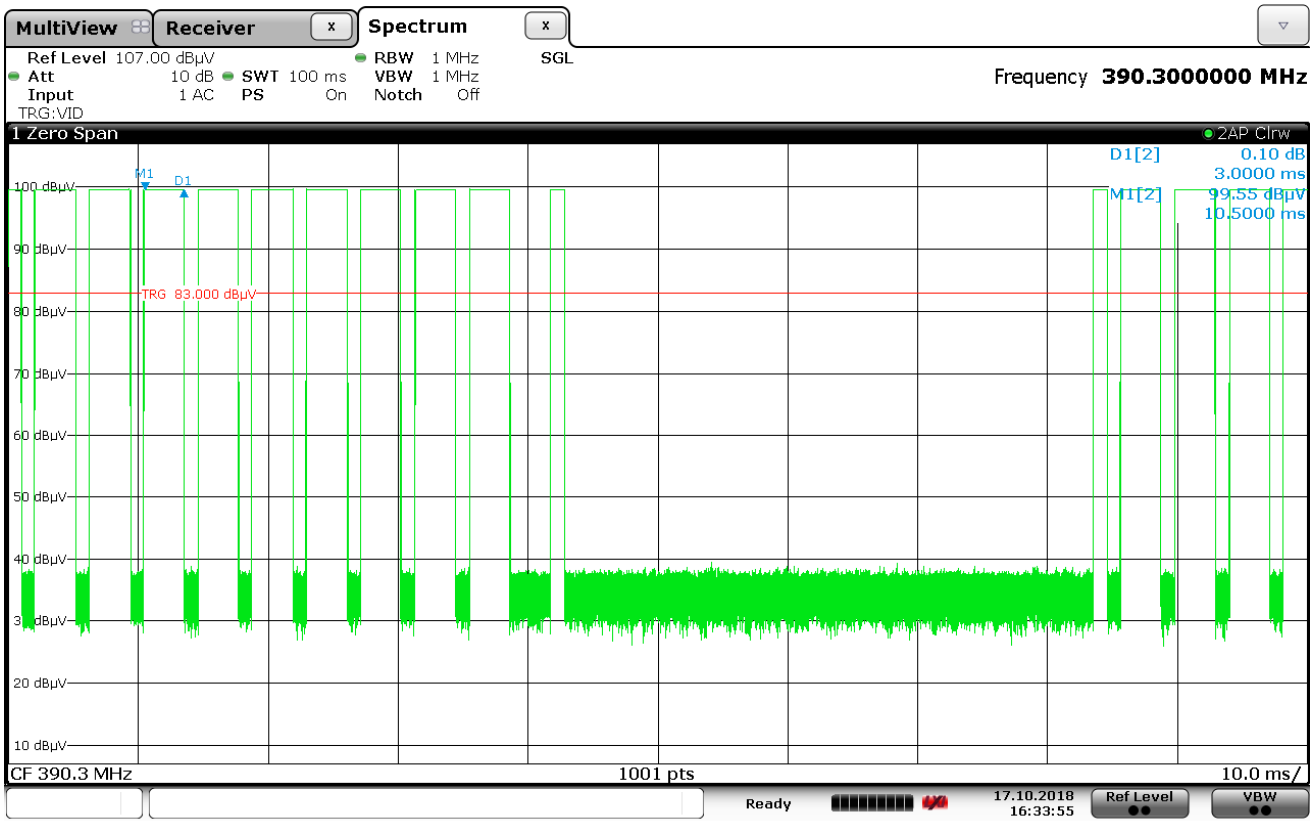

Date: 17.OCT.2018 16:33:56

FCC 15C 15.35 / Duty Cycle

MANUFACTURER : Genie Company
MODEL NUMBER : GU4T
TEST MODE : Tx @ 390MHz
NOTES : Chamberlain Legacy
NOTES : Long Pulse = 3msec

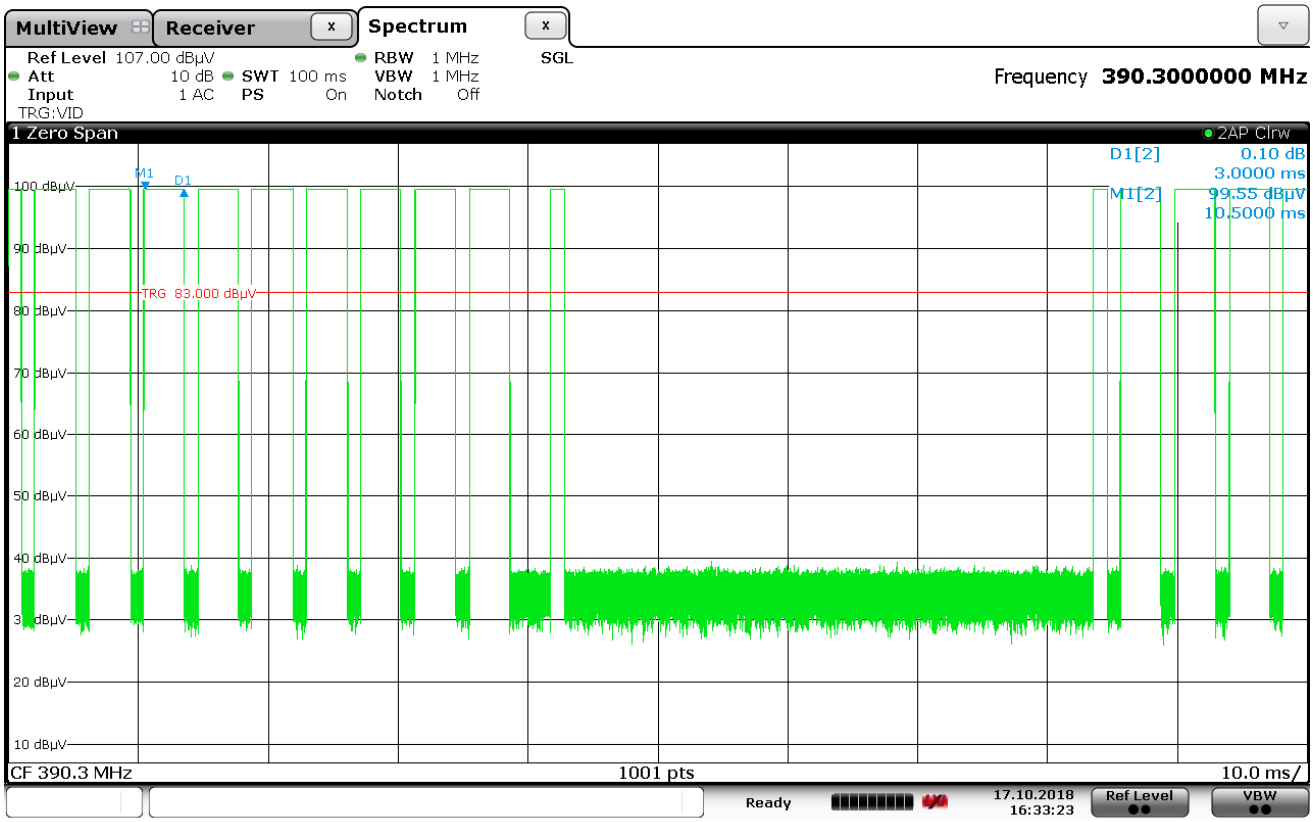

Date: 17.OCT.2018 16:33:23

FCC 15C 15.35 / Duty Cycle

MANUFACTURER : Genie Company
MODEL NUMBER : GU4T
TEST MODE : Tx @ 390MHz
NOTES : Chamberlain Legacy
NOTES : 100msec time
NOTES : Duty Cycle calculation was based on 3 short pulses and 13 long pulses
: or 3 x 1msec + 13 x 3msec = 42msec
: Duty Cycle = 20 x log(42msec/100msec) = -7.54dB

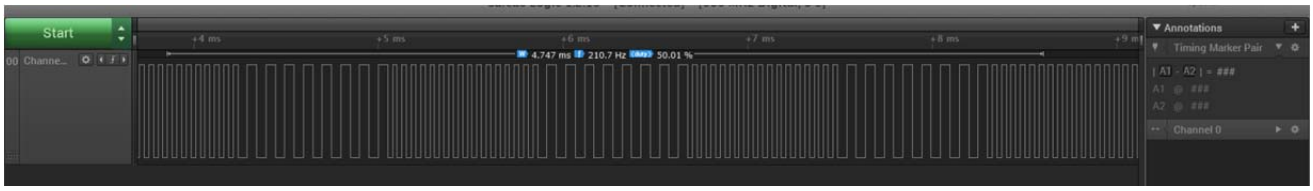

FCC 15C 15.35 / Duty Cycle

MANUFACTURER : Genie Company
MODEL NUMBER : GU4T
TEST MODE : Tx @ 390MHz
NOTES : Genie Legacy 9 position DIP switch
NOTES : Duty Cycle is 50% over any period of time
: Duty Cycle = 20 x log (50/100) = -6.00dB

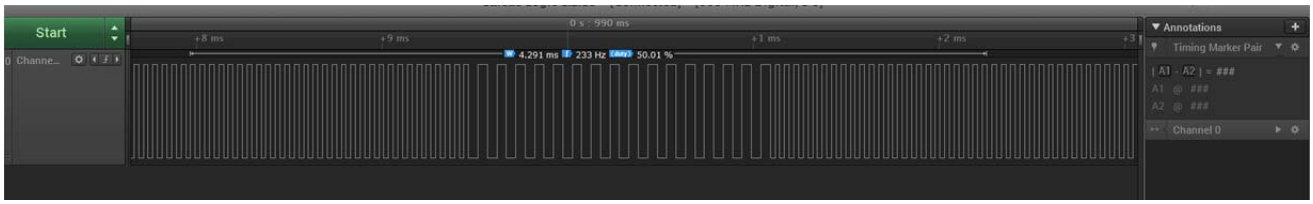

FCC 15C 15.35 / Duty Cycle

MANUFACTURER : Genie Company
MODEL NUMBER : GU4T
TEST MODE : Tx @ 390MHz
NOTES : Genie Legacy 12 position DIP switch
NOTES : Duty Cycle is 50% over any period of time
: Duty Cycle = 20 x log (50/100) = -6.00dB

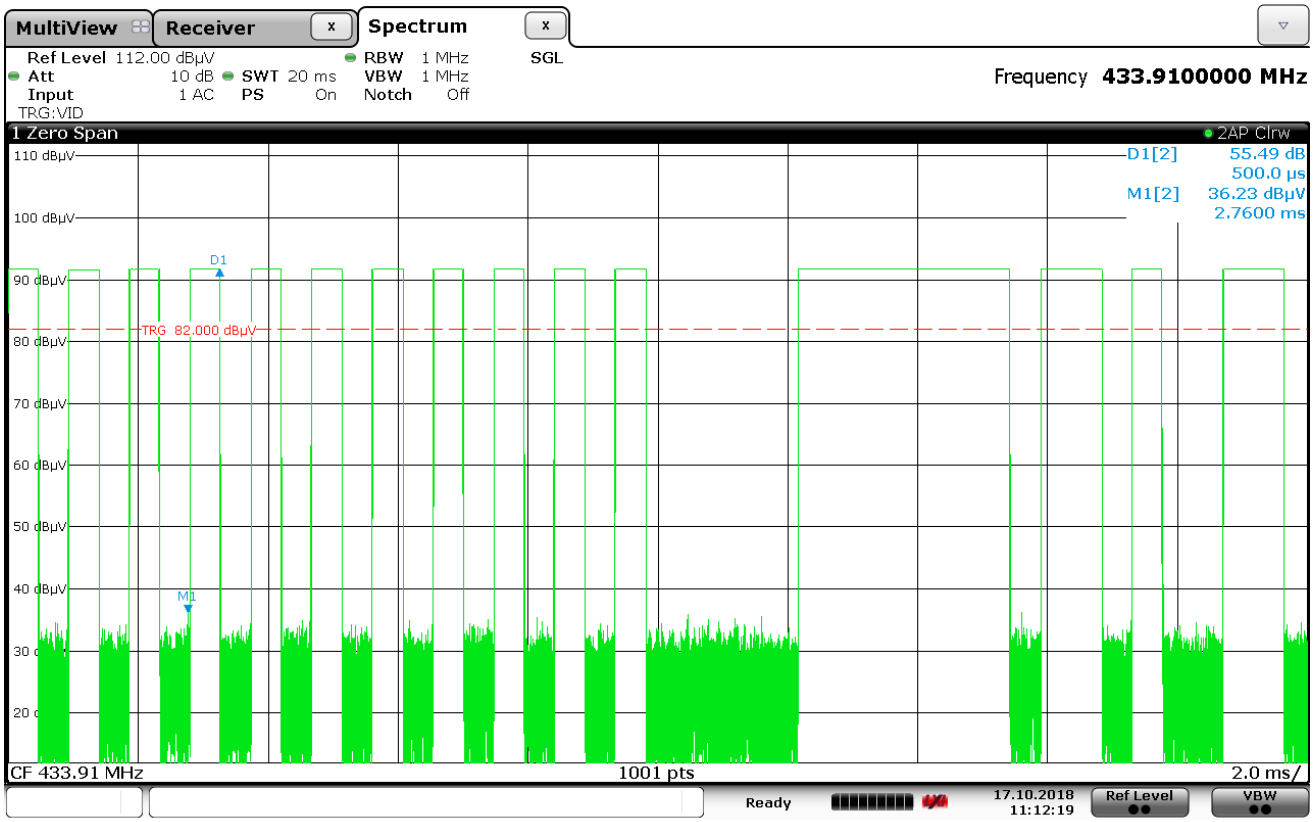

Date: 17.OCT.2018 11:12:19

FCC 15C 15.35 / Duty Cycle

MANUFACTURER : Genie Company
MODEL NUMBER : GU4T
TEST MODE : Tx @ 433.92MHz
NOTES : FAAC
NOTES : Short Pulse is 500usec

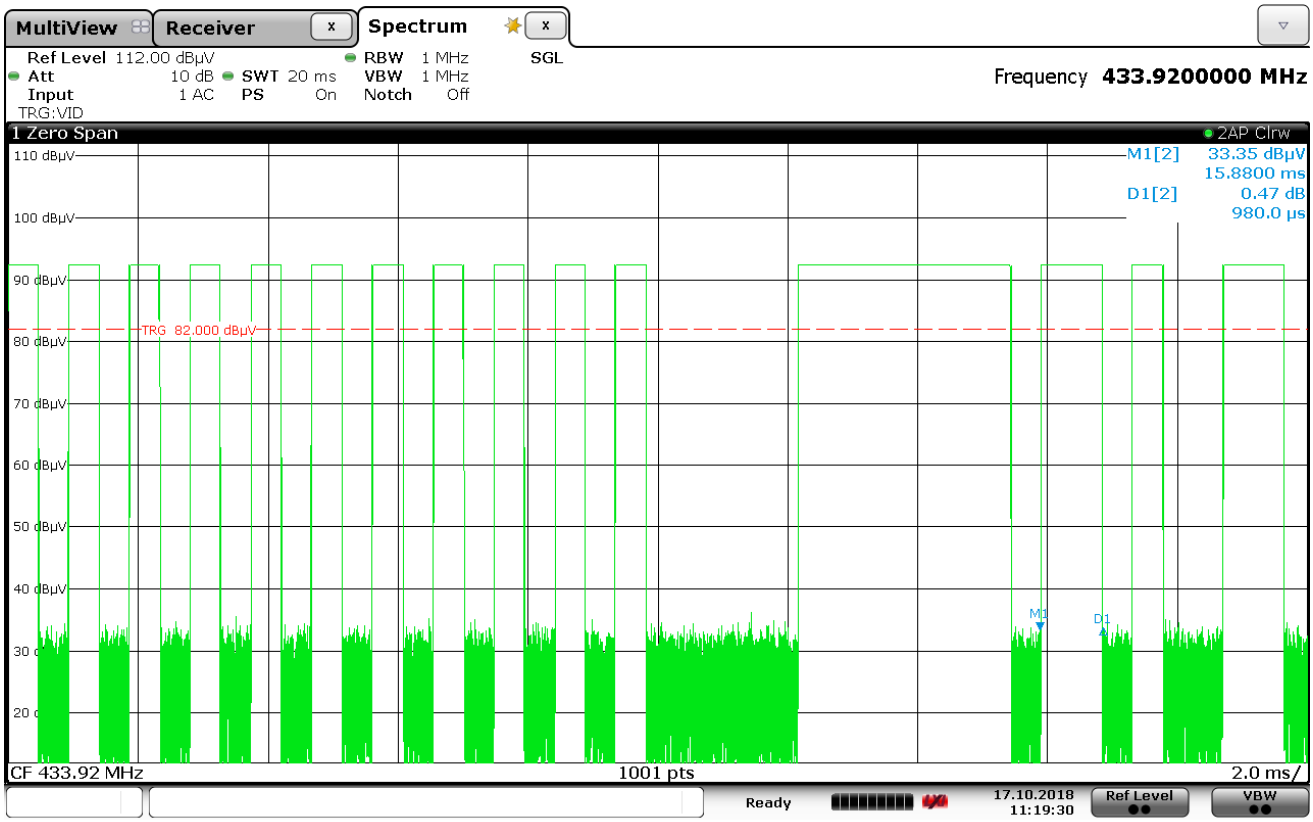

Date: 17.OCT.2018 11:19:30

FCC 15C 15.35 / Duty Cycle

MANUFACTURER : Genie Company
MODEL NUMBER : GU4T
TEST MODE : Tx @ 433.92MHz
NOTES : FAAC
NOTES : Medium Pulse is 1msec

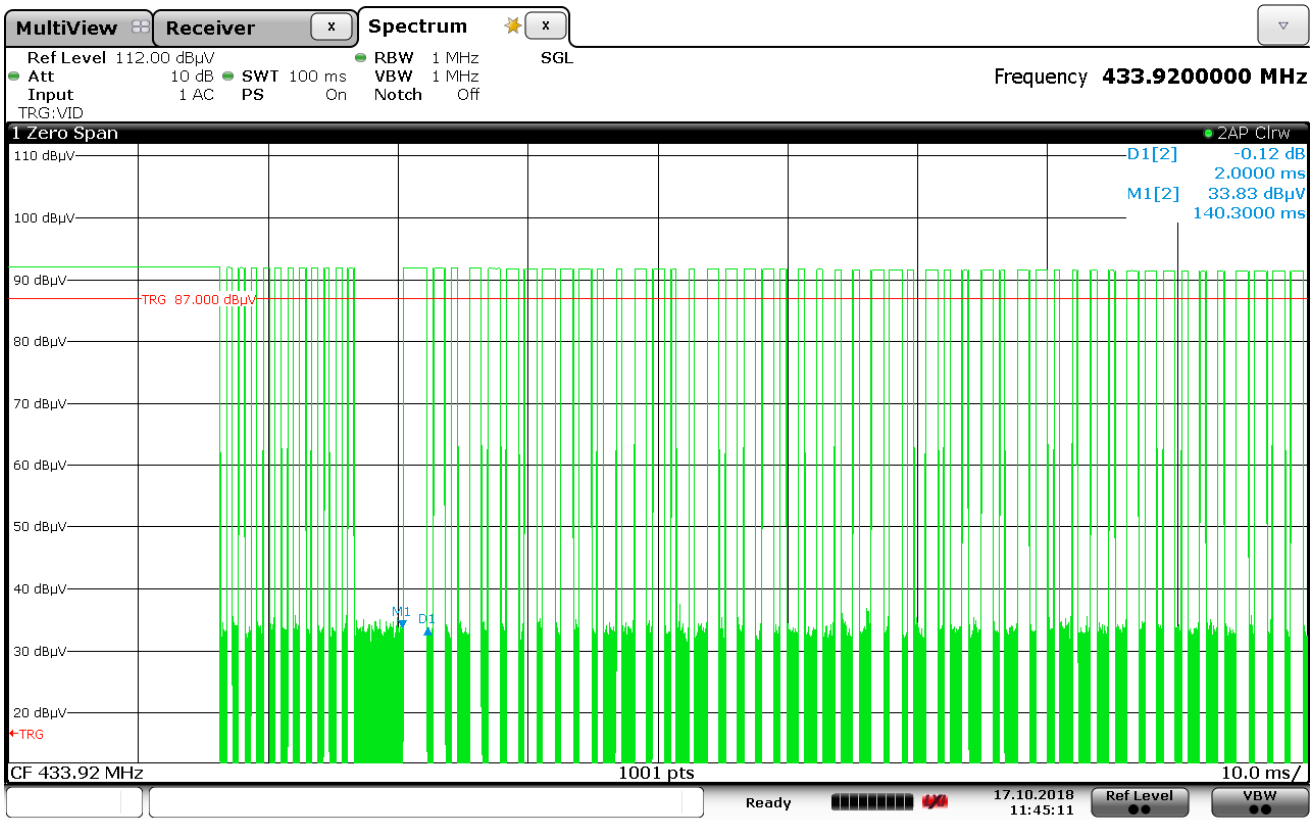

Date: 17.OCT.2018 11:45:12

FCC 15C 15.35 / Duty Cycle

MANUFACTURER : Genie Company
MODEL NUMBER : GU4T
TEST MODE : Tx @ 433.92MHz
NOTES : FAAC
NOTES : Long Pulse is 2msec

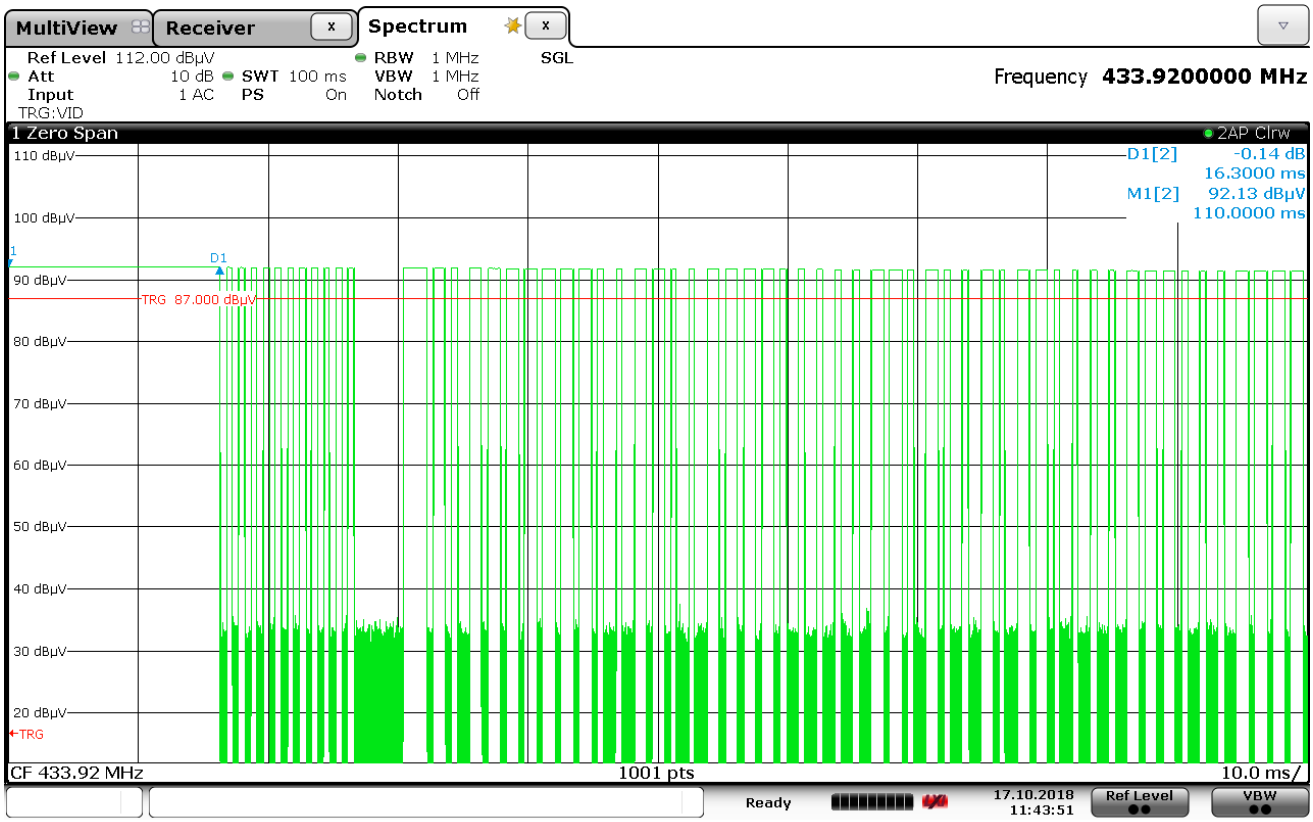

Date: 17.OCT.2018 11:43:51

FCC 15C 15.35 / Duty Cycle

MANUFACTURER : Genie Company
MODEL NUMBER : GU4T
TEST MODE : Tx @ 433.92MHz
NOTES : Chamberlain Legacy
NOTES : 100msec time
NOTES : Duty Cycle calculation was based on 1 16.3msec pulse, 32 short pulses, 27 medium
: pulses, and 1 long pulse
: or 1 x 16.3msec + 32 x 500usec + 27 x 1 msec + 1 x 2 msec = 61.3msec
: Duty Cycle = 20 x log(61.3msec/100msec) = -4.25dB

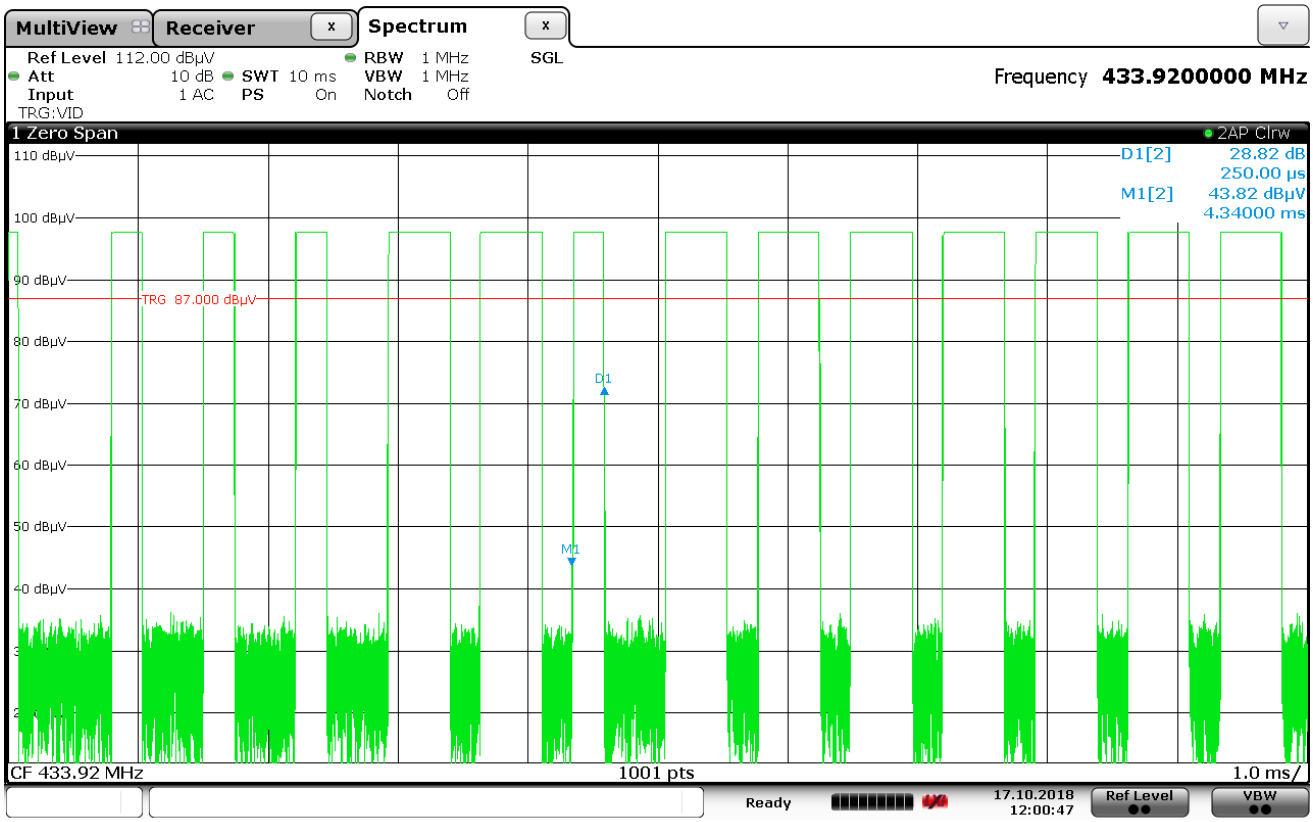

Date: 17.OCT.2018 12:00:48

FCC 15C 15.35 / Duty Cycle

MANUFACTURER : Genie Company
MODEL NUMBER : GU4T
TEST MODE : Tx @ 433.92MHz
NOTES : Nice
NOTES : Short Pulse is 250usec

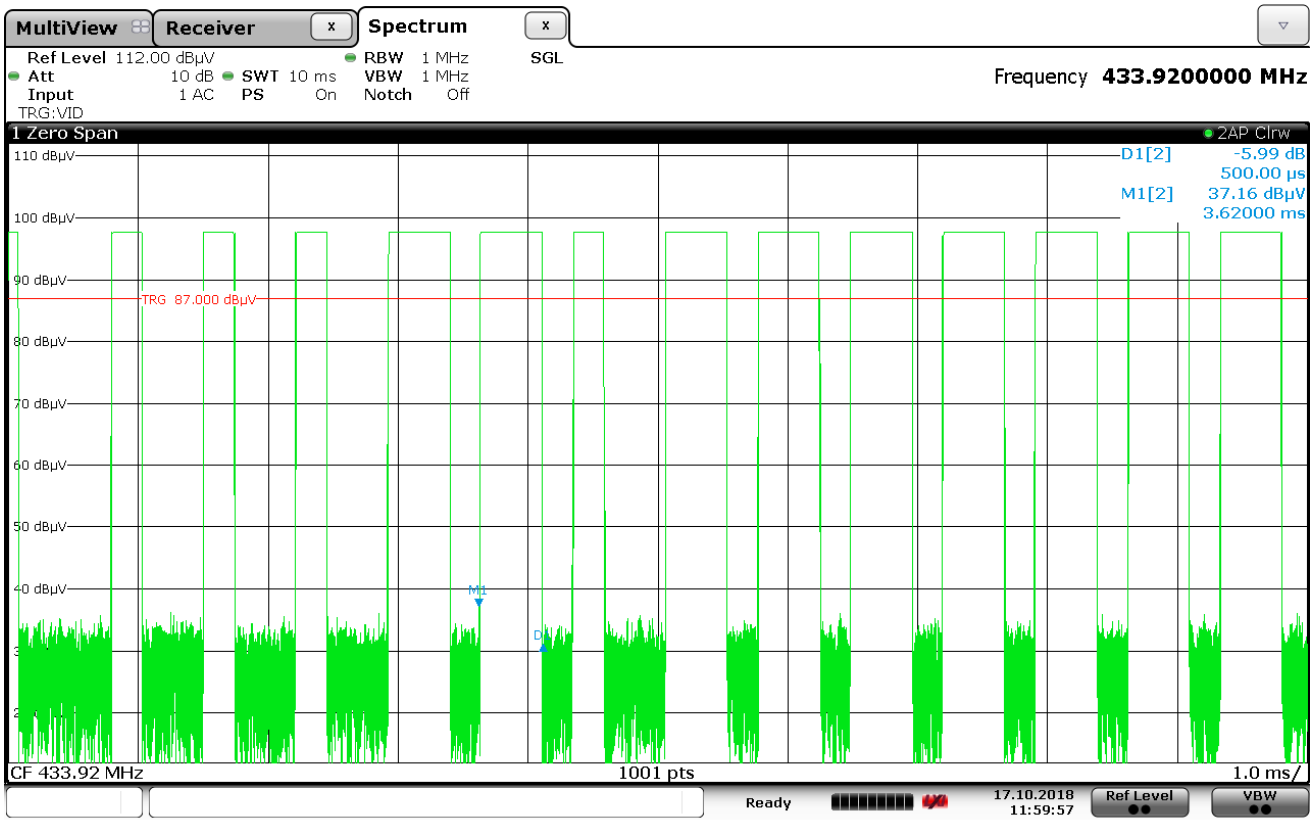

Date: 17.OCT.2018 11:59:58

FCC 15C 15.35 / Duty Cycle

MANUFACTURER : Genie Company
MODEL NUMBER : GU4T
TEST MODE : Tx @ 433.92MHz
NOTES : Nice
NOTES : Long Pulse is 500usec

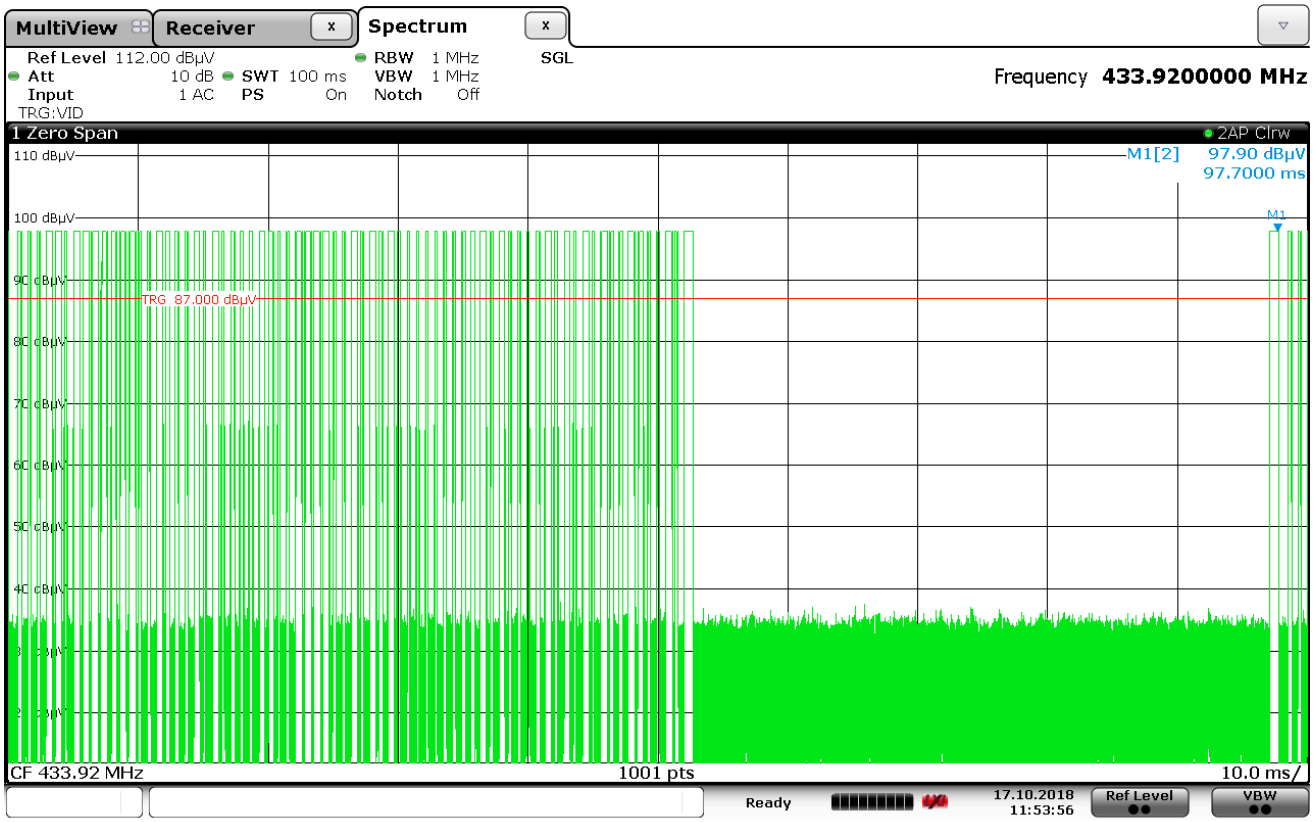

Date: 17.OCT.2018 11:53:57

FCC 15C 15.35 / Duty Cycle

MANUFACTURER : Genie Company
MODEL NUMBER : GU4T
TEST MODE : Tx @ 433.92MHz
NOTES : Nice
NOTES : 100msec time
NOTES : Duty Cycle calculation was based on 45 short pulses and 32 long pulse
: or 45 x 250usec + 32 x 500usec = 27.25msec
: Duty Cycle = 20 x log(27.25msec/100msec) = -11.29dB

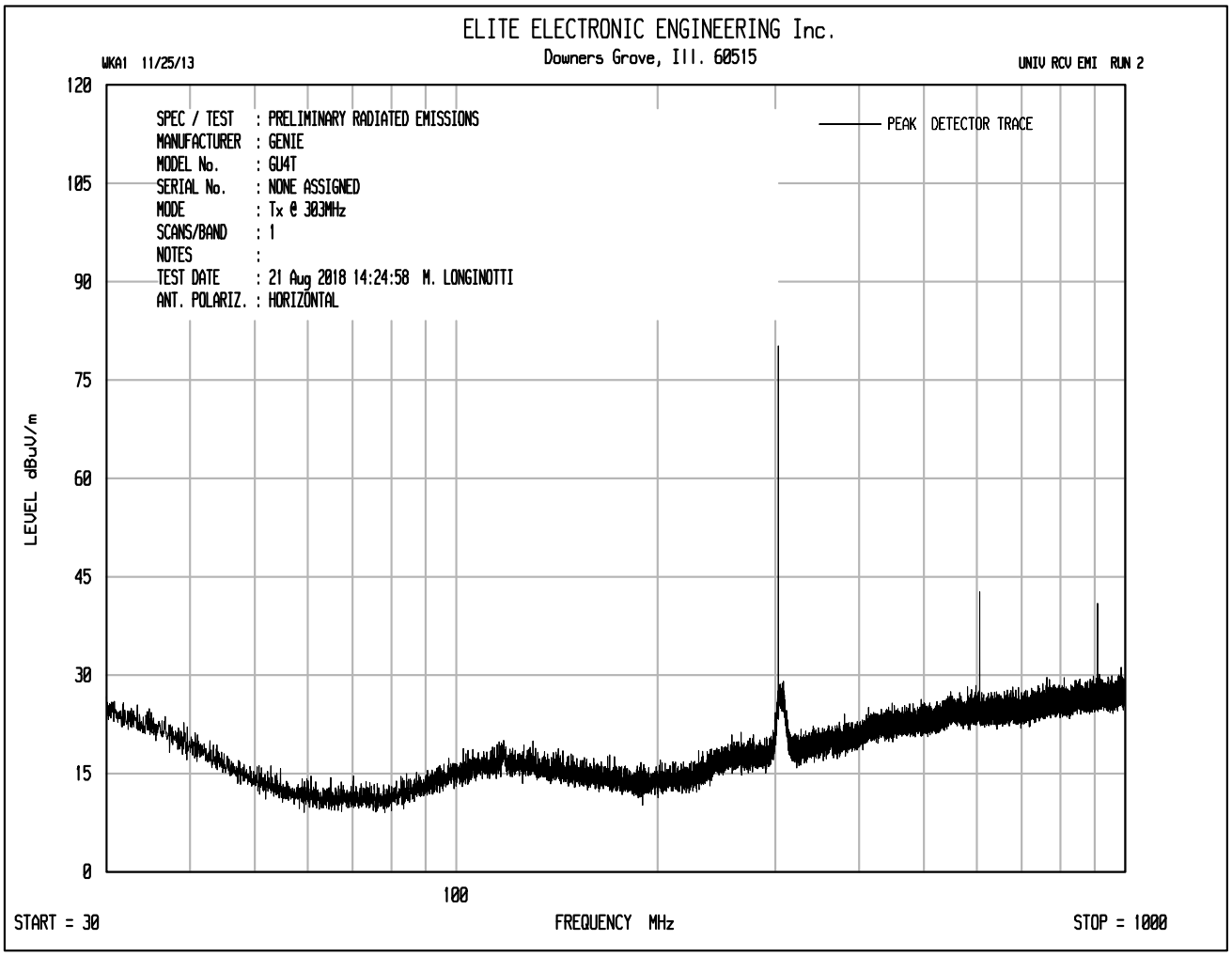
ELITE ELECTRONIC ENGINEERING Inc.
Downers Grove, Ill. 60515
WKA1 11/25/13
UNIV RCV EMI RUN 2
SPEC / TEST : PRELIMINARY RADIATED EMISSIONS
MANUFACTURER : GENIE
MODEL No. : GU4T
SERIAL No. : NONE ASSIGNED
MODE : Tx @ 303MHz
SCANS/BAND : 1
NOTES :
TEST DATE : 21 Aug 2018 14:24:58 M. LONGINOTTI
ANT. POLARIZ. : HORIZONTAL
PEAK DETECTOR TRACE
LEVEL dBuV/m
120
105
90
75
60
45
30
15
0
100
START = 30
FREQUENCY MHz
STOP = 1000

Guardian

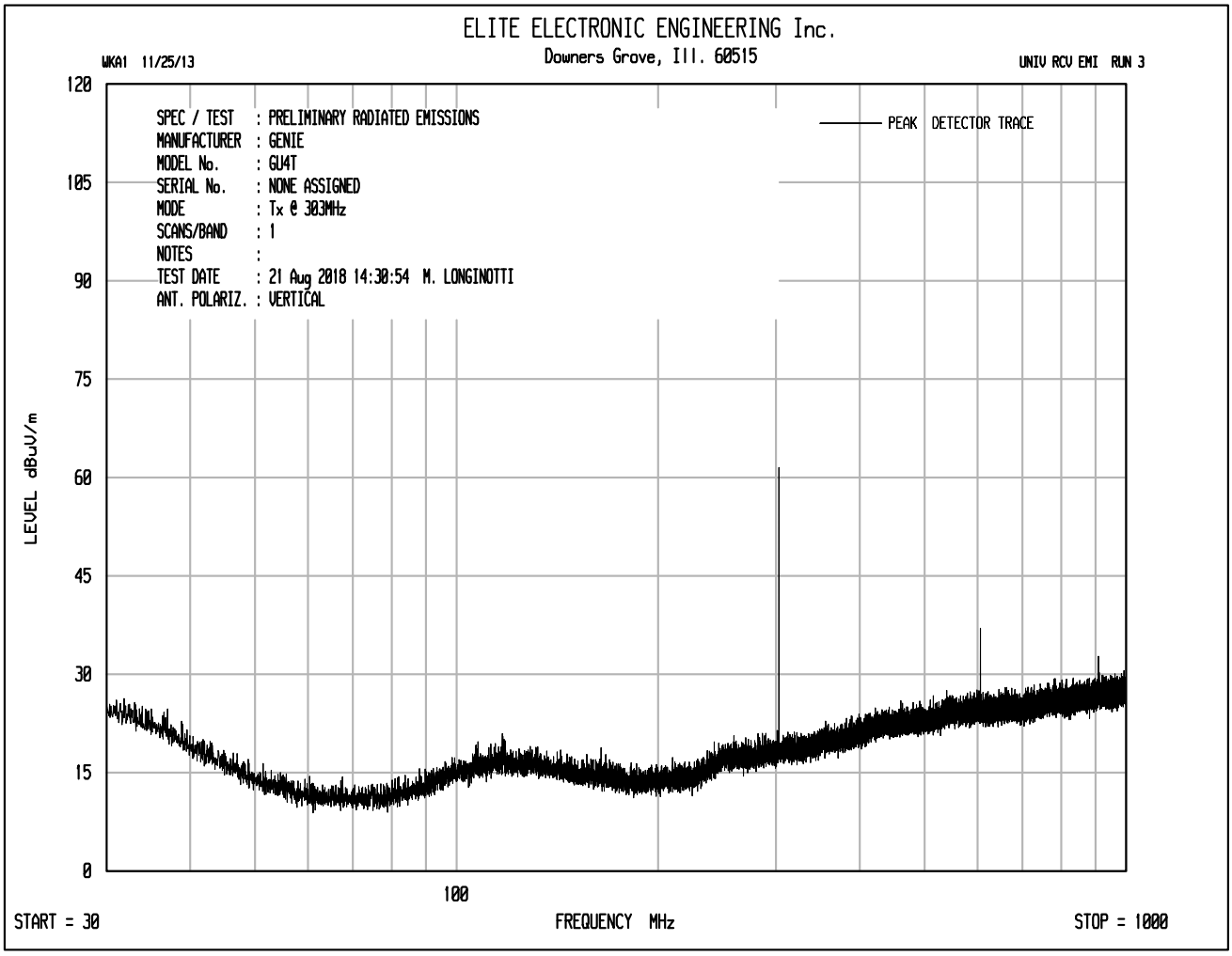
ELITE ELECTRONIC ENGINEERING Inc.
Downers Grove, Ill. 60515
WKA1 11/25/13
UNIV RCV EMI RUN 3
SPEC / TEST : PRELIMINARY RADIATED EMISSIONS
MANUFACTURER : GENIE
MODEL No. : GU4T
SERIAL No. : NONE ASSIGNED
MODE : Tx @ 303MHz
SCANS/BAND : 1
NOTES :
TEST DATE : 21 Aug 2018 14:30:54 M. LONGINOTTI
ANT. POLARIZ. : VERTICAL
PEAK DETECTOR TRACE
LEVEL dBuV/m
120
105
90
75
60
45
30
15
0
100
START = 30
FREQUENCY MHz
STOP = 1000

Guardian

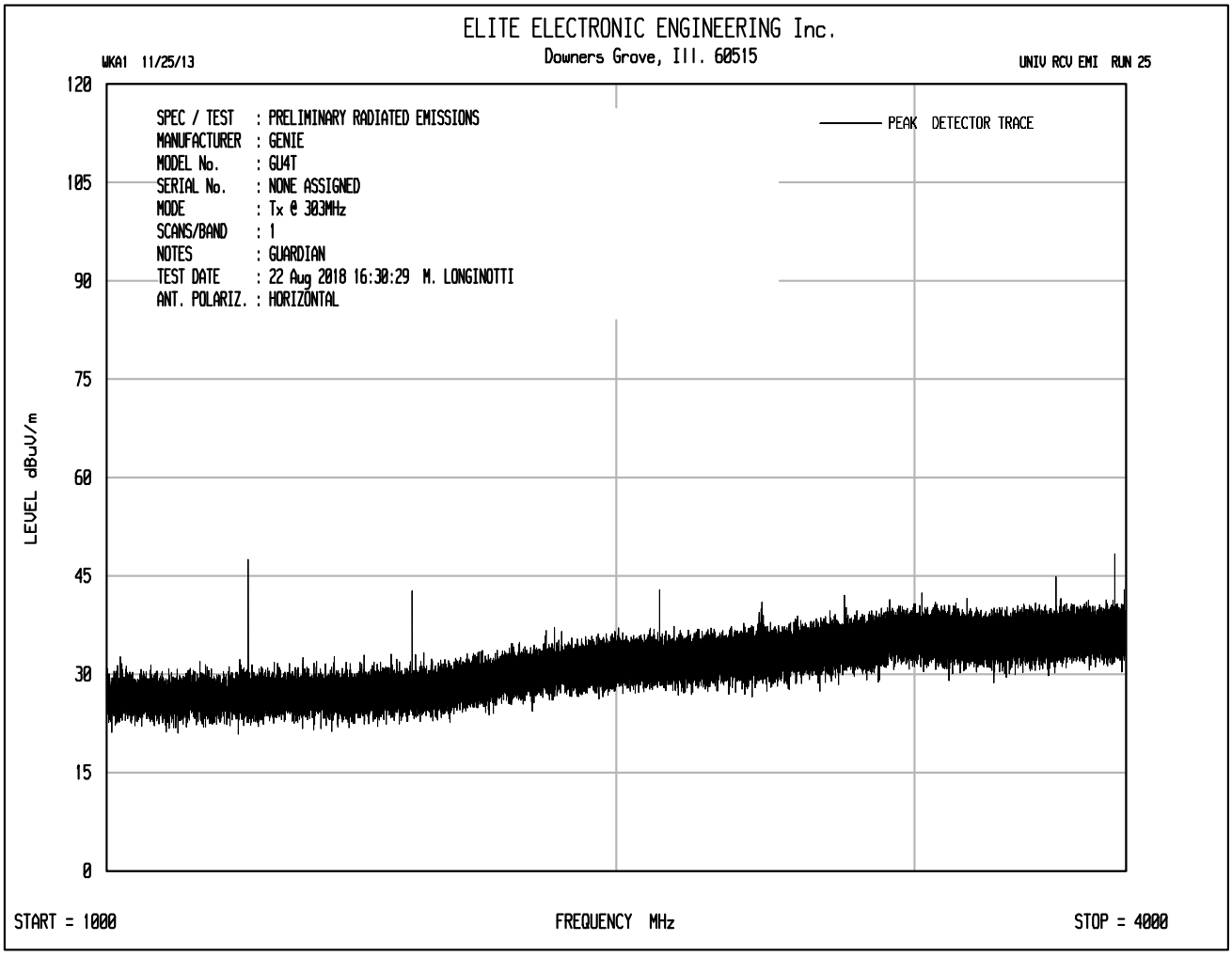
ELITE ELECTRONIC ENGINEERING Inc.
Downers Grove, Ill. 60515
WKA1 11/25/13
UNIV RCV EMI RUN 25
SPEC / TEST : PRELIMINARY RADIATED EMISSIONS
MANUFACTURER : GENIE
MODEL No. : GU4T
SERIAL No. : NONE ASSIGNED
MODE : Tx @ 303MHz
SCANS/BAND : 1
NOTES : GUARDIAN
TEST DATE : 22 Aug 2018 16:30:29 M. LONGINOTTI
ANT. POLARIZ. : HORIZONTAL
PEAK DETECTOR TRACE
LEVEL dBuV/m
120
105
90
75
60
45
30
15
0
START = 1000
FREQUENCY MHz
STOP = 4000

Guardian

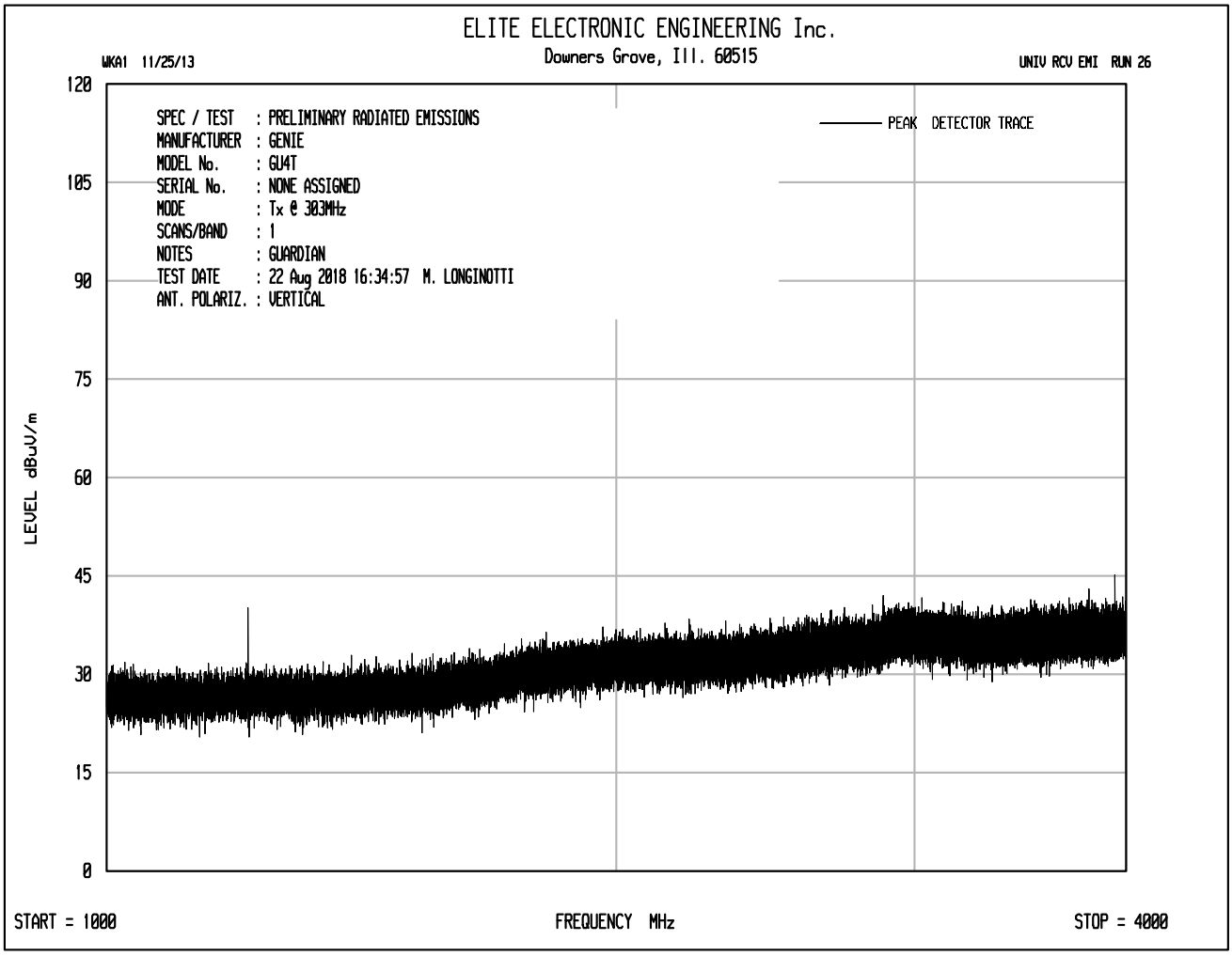
ELITE ELECTRONIC ENGINEERING Inc.
Downers Grove, Ill. 60515
WKA1 11/25/13
UNIV RCV EMI RUN 26
SPEC / TEST : PRELIMINARY RADIATED EMISSIONS
MANUFACTURER : GENIE
MODEL No. : GU4T
SERIAL No. : NONE ASSIGNED
MODE : Tx @ 303MHz
SCANS/BAND : 1
NOTES : GUARDIAN
TEST DATE : 22 Aug 2018 16:34:57 M. LONGINOTTI
ANT. POLARIZ. : VERTICAL
PEAK DETECTOR TRACE
LEVEL dBuV/m
120
105
90
75
60
45
30
15
0
START = 1000
FREQUENCY MHz
STOP = 4000

Guardian

RADIATED EMISSION MEASUREMENTS in a 3 m ANECHOIC ROOM

MANUFACTURER	:	Genie Company
MODEL NO.	:	GU4T
TEST MODE	:	Tx @ 303MHz
NOTES	:	Guardian
TEST DATE	:	August 21, 2018

Freq. (MHz)	Ant Pol	Meter Reading (dBuV)	Ambient	CBL Fac (dB)	Ant Fac (dB)	Pre Amp (dB)	Duty Cycle (dB)	Total (dBuV/m)	Total (uV/m)	Limit (uV/m)	Margin (dB)
303.000	H	60.9		0.9	19.1	0.0	-7.2	73.6	4811.4	5541.7	-1.2
303.000	V	42.3		0.9	19.1	0.0	-7.2	55.0	565.3	5541.7	-19.8
606.000	H	25.5		1.3	24.8	0.0	-7.2	44.3	163.9	554.2	-10.6
606.000	V	12.6		1.3	24.8	0.0	-7.2	31.4	37.1	554.2	-23.5
909.000	H	21.1		1.6	26.9	0.0	-7.2	42.4	131.1	554.2	-12.5
909.000	V	14.5		1.6	26.9	0.0	-7.2	35.8	61.3	554.2	-19.1
1212.000	H	20.9		1.8	29.7	0.0	-7.2	45.2	182.8	500.0	-8.7
1212.000	V	17.1		1.8	29.7	0.0	-7.2	41.4	118.0	500.0	-12.5
1515.000	H	20.8		2.0	29.2	0.0	-7.2	44.9	175.1	500.0	-9.1
1515.000	V	18.1		2.0	29.2	0.0	-7.2	42.2	128.3	500.0	-11.8
1818.000	H	18.3		2.2	31.0	0.0	-7.2	44.3	164.2	554.2	-10.6
1818.000	V	16.7	Ambient	2.2	31.0	0.0	-7.2	42.7	136.6	554.2	-12.2
2121.000	H	18.2		2.4	33.2	0.0	-7.2	46.6	212.9	554.2	-8.3
2121.000	V	16.0	Ambient	2.4	33.2	0.0	-7.2	44.4	165.3	554.2	-10.5
2424.000	H	15.5	Ambient	2.6	33.6	0.0	-7.2	44.5	167.6	554.2	-10.4
2424.000	V	17.0	Ambient	2.6	33.6	0.0	-7.2	46.0	199.2	554.2	-8.9
2727.000	H	17.3	Ambient	2.8	33.6	0.0	-7.2	46.5	211.8	500.0	-7.5
2727.000	V	16.9	Ambient	2.8	33.6	0.0	-7.2	46.1	202.3	500.0	-7.9
3030.000	H	18.7	Ambient	3.0	34.0	0.0	-7.2	48.5	264.9	554.2	-6.4
3030.000	V	18.2	Ambient	3.0	34.0	0.0	-7.2	48.0	250.1	554.2	-6.9

Checked By: MARK E. LONGINOTTI

Mark E. Longinotti

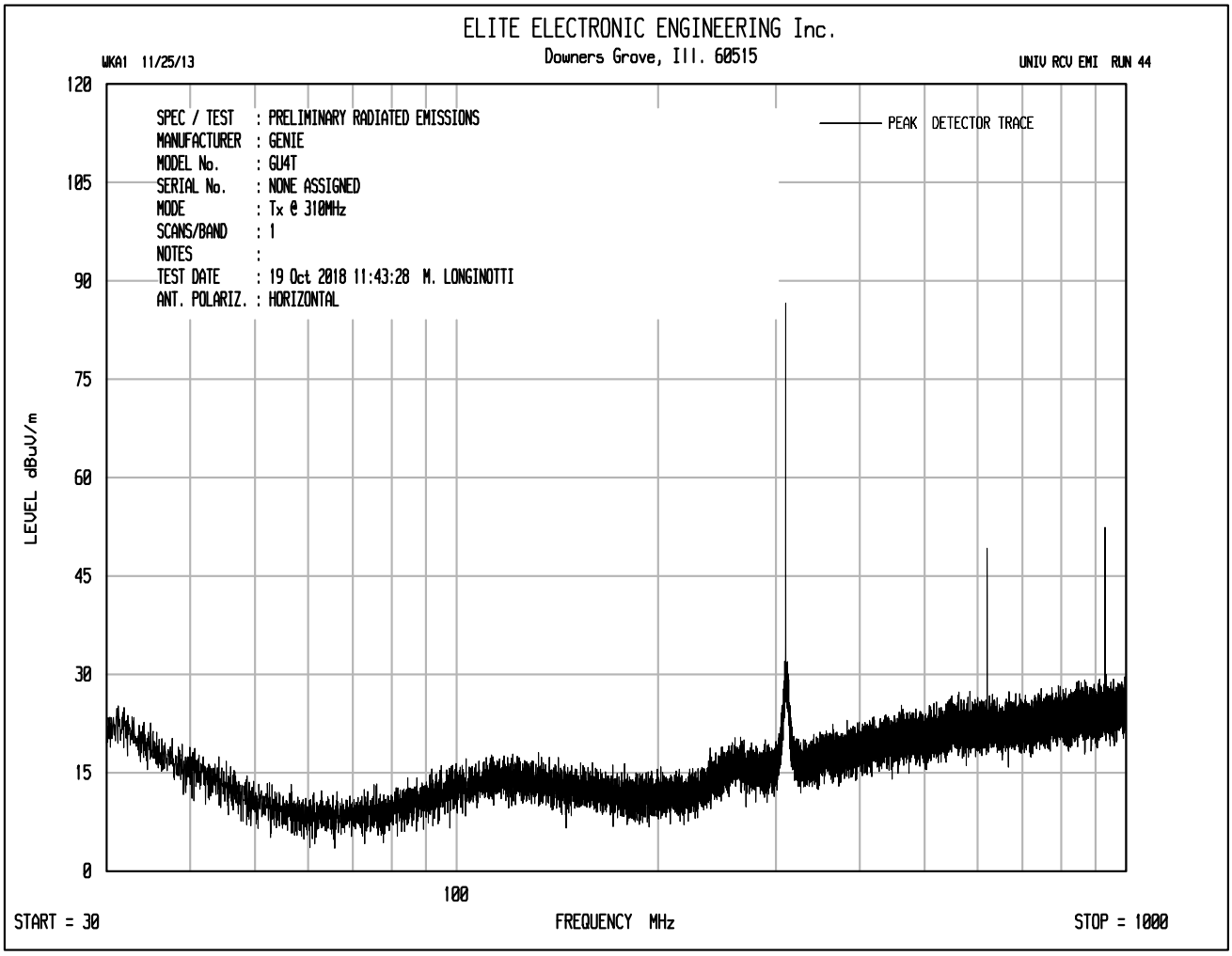
ELITE ELECTRONIC ENGINEERING Inc.
Downers Grove, Ill. 60515
WKA1 11/25/13
UNIV RCV EMI RUN 44
SPEC / TEST : PRELIMINARY RADIATED EMISSIONS
MANUFACTURER : GENIE
MODEL No. : GU4T
SERIAL No. : NONE ASSIGNED
MODE : Tx @ 310MHz
SCANS/BAND : 1
NOTES :
TEST DATE : 19 Oct 2018 11:43:28 M. LONGINOTTI
ANT. POLARIZ. : HORIZONTAL
PEAK DETECTOR TRACE
LEVEL dBuV/m
120
105
90
75
60
45
30
15
0
100
START = 30
FREQUENCY MHz
STOP = 1000

Sommer

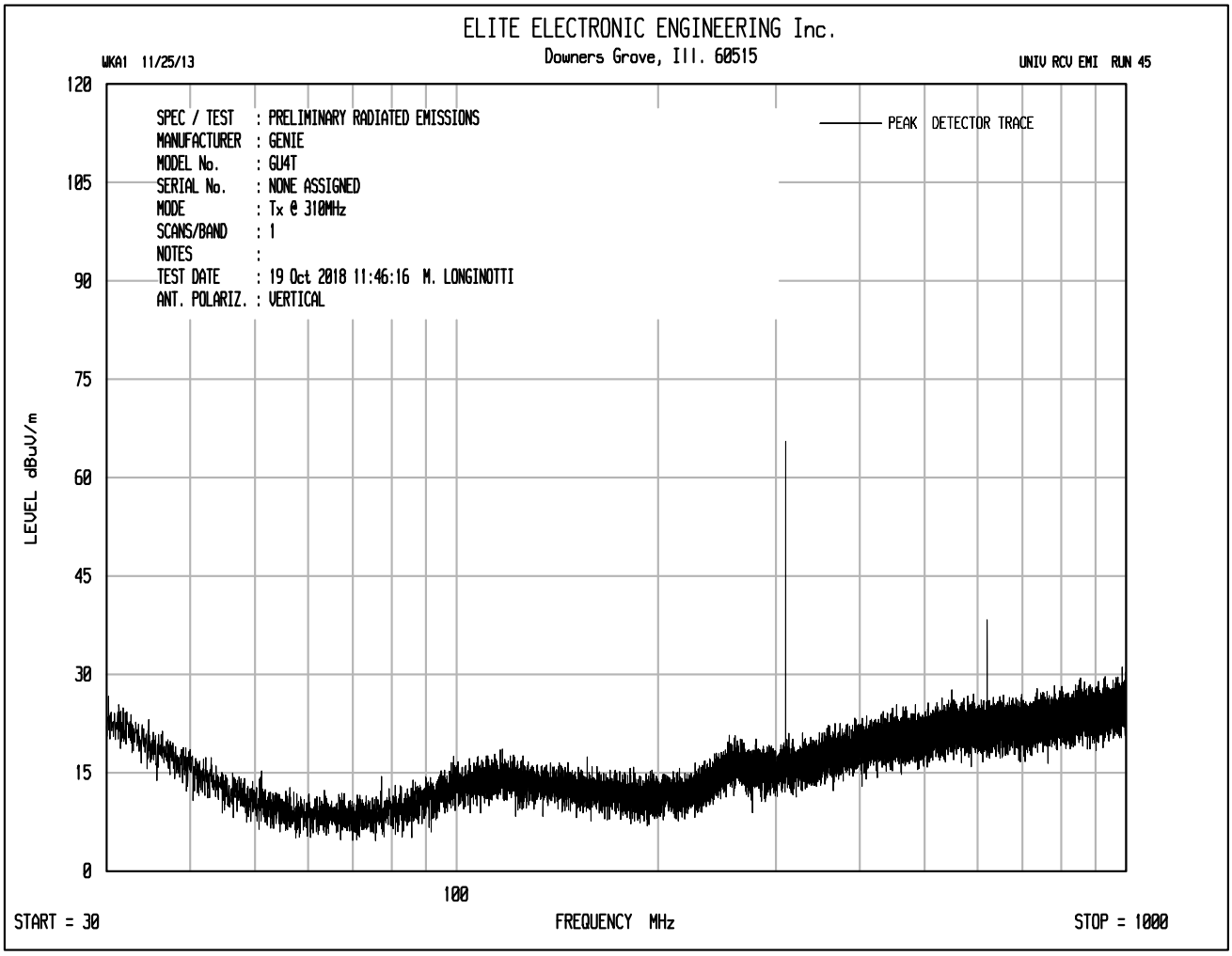
ELITE ELECTRONIC ENGINEERING Inc.
Downers Grove, Ill. 60515
WKA1 11/25/13
UNIV RCV EMI RUN 45
SPEC / TEST : PRELIMINARY RADIATED EMISSIONS
MANUFACTURER : GENIE
MODEL No. : GU4T
SERIAL No. : NONE ASSIGNED
MODE : Tx @ 310MHz
SCANS/BAND : 1
NOTES :
TEST DATE : 19 Oct 2018 11:46:16 M. LONGINOTTI
ANT. POLARIZ. : VERTICAL
PEAK DETECTOR TRACE
LEVEL dBuV/m
120
105
90
75
60
45
30
15
0
100
START = 30
FREQUENCY MHz
STOP = 1000

Sommer

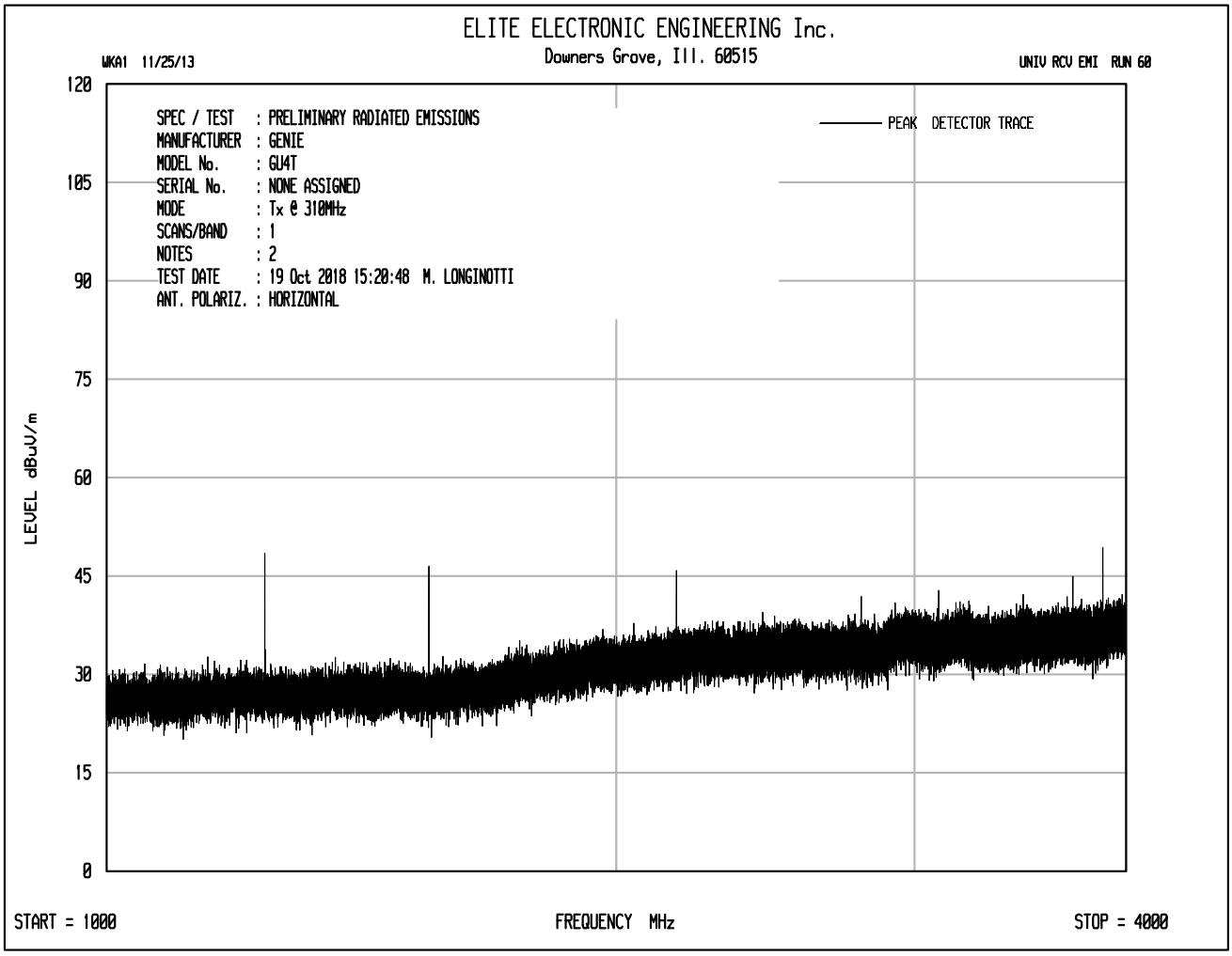
ELITE ELECTRONIC ENGINEERING Inc.
Downers Grove, Ill. 60515
WKA1 11/25/13
UNIV RCV EMI RUN 60
SPEC / TEST : PRELIMINARY RADIATED EMISSIONS
MANUFACTURER : GENIE
MODEL No. : GU4T
SERIAL No. : NONE ASSIGNED
MODE : Tx @ 310MHz
SCANS/BAND : 1
NOTES : 2
TEST DATE : 19 Oct 2018 15:20:48 M. LONGINOTTI
ANT. POLARIZ. : HORIZONTAL
PEAK DETECTOR TRACE
LEVEL dBuV/m
120
105
90
75
60
45
30
15
0
START = 1000
FREQUENCY MHz
STOP = 4000

Sommer

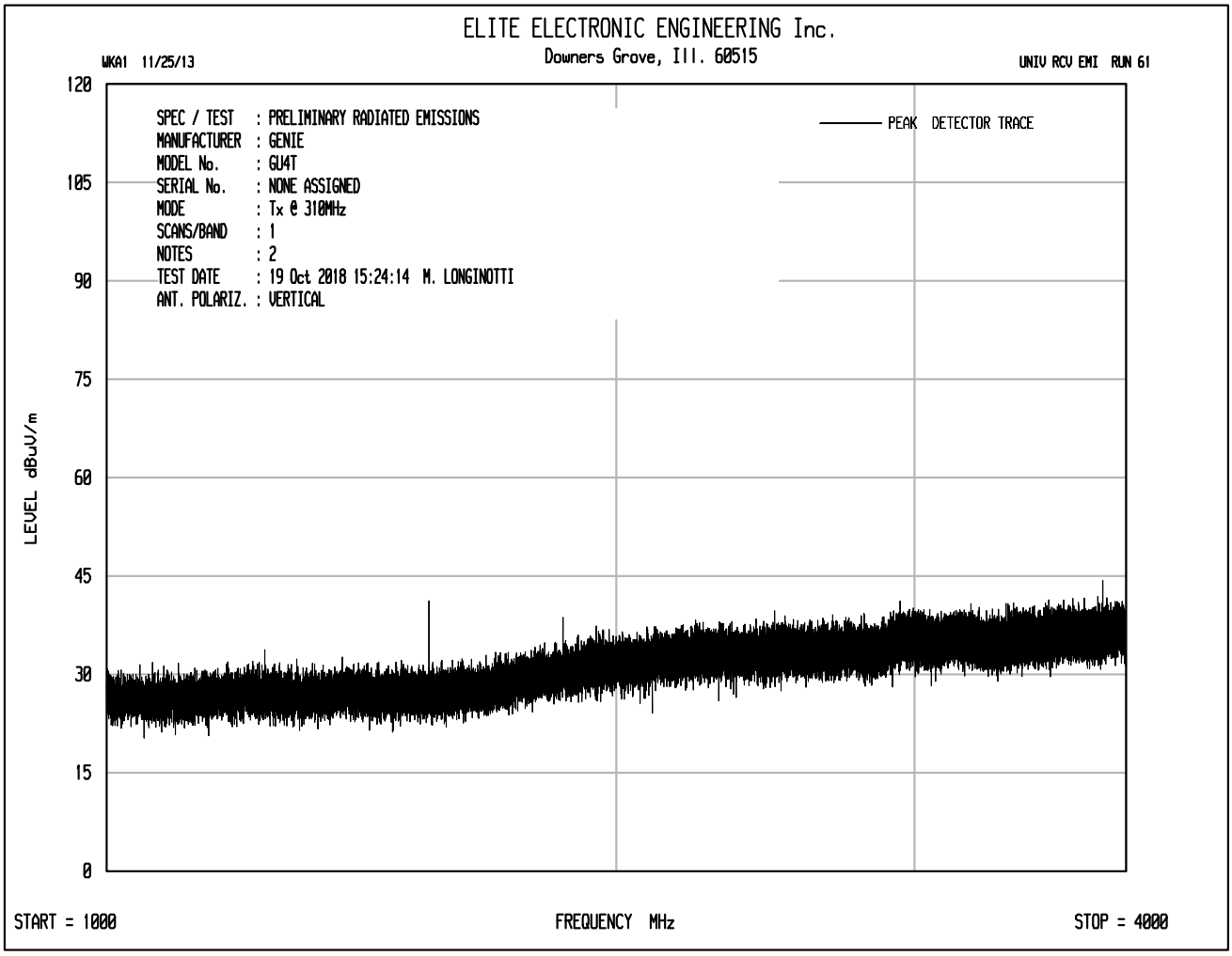
ELITE ELECTRONIC ENGINEERING Inc.
Downers Grove, Ill. 60515
WKA1 11/25/13
UNIV RCV EMI RUN 61
SPEC / TEST : PRELIMINARY RADIATED EMISSIONS
MANUFACTURER : GENIE
MODEL No. : GU4T
SERIAL No. : NONE ASSIGNED
MODE : Tx @ 310MHz
SCANS/BAND : 1
NOTES : 2
TEST DATE : 19 Oct 2018 15:24:14 M. LONGINOTTI
ANT. POLARIZ. : VERTICAL
PEAK DETECTOR TRACE
LEVEL dBuV/m
120
105
90
75
60
45
30
15
0
START = 1000
FREQUENCY MHz
STOP = 4000

Sommer

RADIATED EMISSION MEASUREMENTS in a 3 m ANECHOIC ROOM

MANUFACTURER	:	Genie Company
MODEL NO.	:	GU4T
TEST MODE	:	Tx @ 310MHz
NOTES	:	Sommer
TEST DATE	:	August 24, 2018

Freq. (MHz)	Ant Pol	Meter Reading (dBuV)	Ambient	CBL Fac (dB)	Ant Fac (dB)	Pre Amp (dB)	Duty Cycle (dB)	Total (dBuV/m)	Total (uV/m)	Limit (uV/m)	Margin (dB)
310.000	H	66.7		0.9	19.3	0.0	-11.8	75.0	5639.2	5833.3	-0.3
310.000	V	47.5		0.9	19.3	0.0	-11.8	55.8	618.3	5833.3	-19.5
620.000	H	34.7		1.3	24.7	0.0	-11.8	48.8	276.1	583.3	-6.5
620.000	V	28.7		1.3	24.7	0.0	-11.8	42.8	138.4	583.3	-12.5
930.000	H	32.5		1.6	27.3	0.0	-11.8	49.5	298.4	583.3	-5.8
930.000	V	27.6		1.6	27.3	0.0	-11.8	44.6	169.8	583.3	-10.7
1240.000	H	21.4		1.8	29.8	0.0	-11.8	41.3	115.5	500.0	-12.7
1240.000	V	17.6		1.8	29.8	0.0	-11.8	37.5	74.6	500.0	-16.5
1550.000	H	20.1		2.1	29.1	0.0	-11.8	39.4	93.4	500.0	-14.6
1550.000	V	19.8		2.1	29.1	0.0	-11.8	39.1	90.3	500.0	-14.9
1860.000	H	17.6		2.3	31.5	0.0	-11.8	39.5	94.6	583.3	-15.8
1860.000	V	16.9		2.3	31.5	0.0	-11.8	38.8	87.3	583.3	-16.5
2170.000	H	18.9		2.5	33.4	0.0	-11.8	42.9	139.6	583.3	-12.4
2170.000	V	16.8		2.5	33.4	0.0	-11.8	40.8	109.6	583.3	-14.5
2480.000	H	18.2	Ambient	2.7	33.6	0.0	-11.8	42.7	135.8	583.3	-12.7
2480.000	V	17.8	Ambient	2.7	33.6	0.0	-11.8	42.3	129.7	583.3	-13.1
2790.000	H	18.4	Ambient	2.8	33.3	0.0	-11.8	42.7	135.7	500.0	-11.3
2790.000	V	17.7	Ambient	2.8	33.3	0.0	-11.8	42.0	125.2	500.0	-12.0
3100.000	H	18.5	Ambient	3.0	33.5	0.0	-11.8	43.1	143.5	583.3	-12.2
3100.000	V	17.8	Ambient	3.0	33.5	0.0	-11.8	42.4	132.4	583.3	-12.9

Checked By: MARK E. LONGINOTTI

Mark E. Longinotti

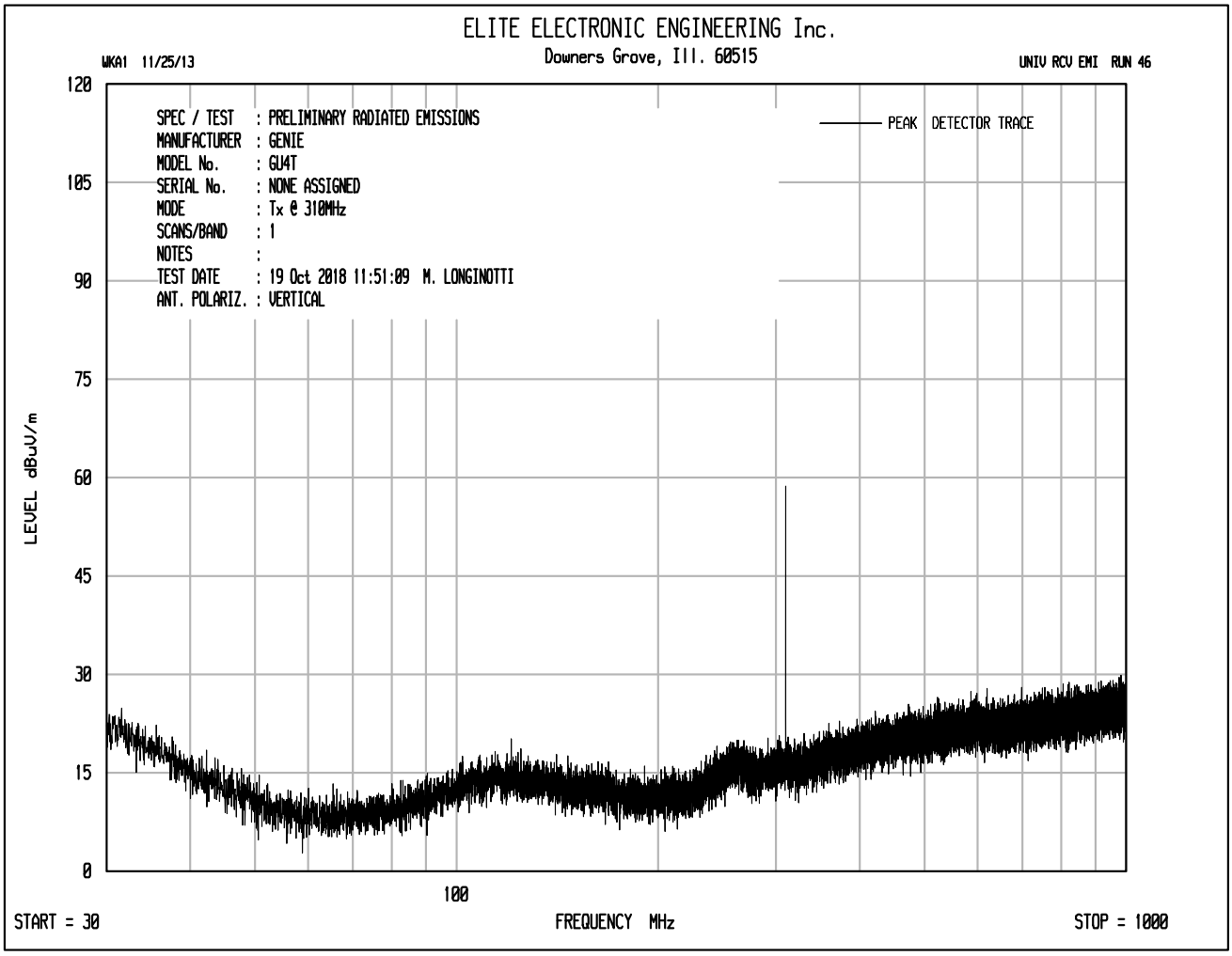
ELITE ELECTRONIC ENGINEERING Inc.
Downers Grove, Ill. 60515
WKA1 11/25/13
UNIV RCV EMI RUN 46
SPEC / TEST : PRELIMINARY RADIATED EMISSIONS
MANUFACTURER : GENIE
MODEL No. : GU4T
SERIAL No. : NONE ASSIGNED
MODE : Tx @ 310MHz
SCANS/BAND : 1
NOTES :
TEST DATE : 19 Oct 2018 11:51:09 M. LONGINOTTI
ANT. POLARIZ. : VERTICAL
PEAK DETECTOR TRACE
LEVEL dBuV/m
120
105
90
75
60
45
30
15
0
100
START = 30
FREQUENCY MHz
STOP = 1000

Stanley

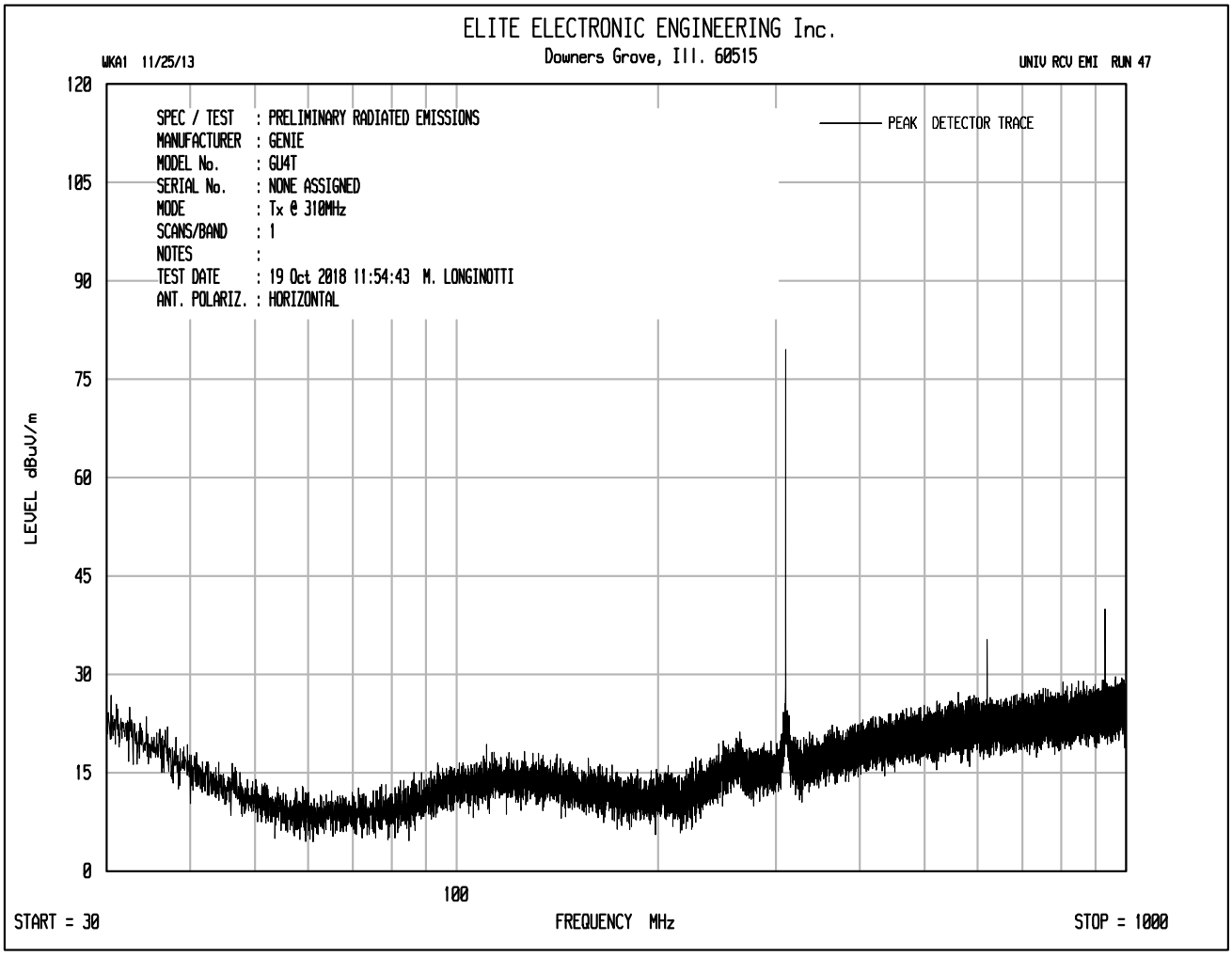
ELITE ELECTRONIC ENGINEERING Inc.
Downers Grove, Ill. 60515
WKA1 11/25/13
UNIV RCV EMI RUN 47
SPEC / TEST : PRELIMINARY RADIATED EMISSIONS
MANUFACTURER : GENIE
MODEL No. : GU4T
SERIAL No. : NONE ASSIGNED
MODE : Tx @ 310MHz
SCANS/BAND : 1
NOTES :
TEST DATE : 19 Oct 2018 11:54:43 M. LONGINOTTI
ANT. POLARIZ. : HORIZONTAL
PEAK DETECTOR TRACE
LEVEL dBuV/m
120
105
90
75
60
45
30
15
0
100
START = 30
FREQUENCY MHz
STOP = 1000

Stanley

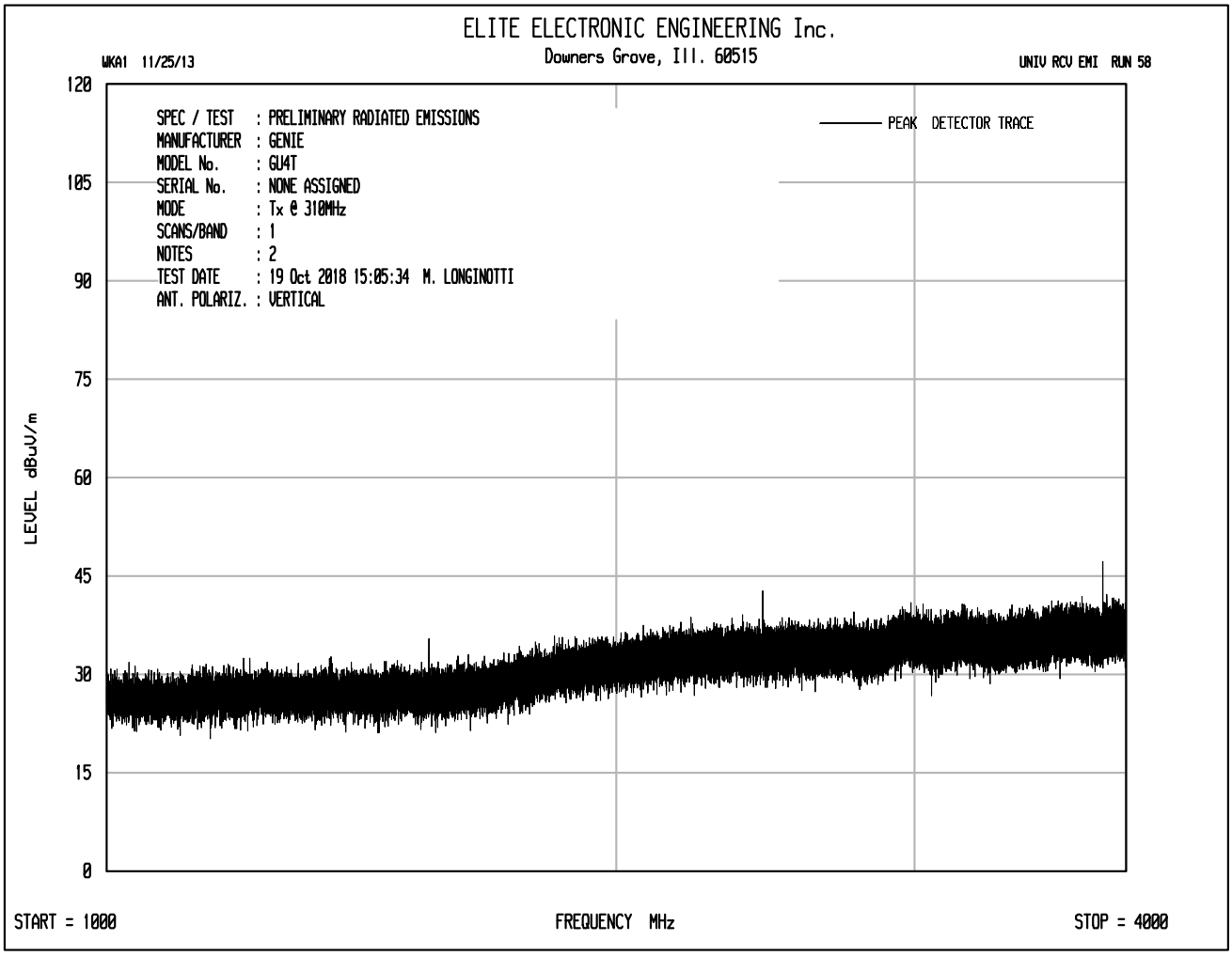
ELITE ELECTRONIC ENGINEERING Inc.
Downers Grove, Ill. 60515
WKA1 11/25/13
UNIV RCV EMI RUN 58
SPEC / TEST : PRELIMINARY RADIATED EMISSIONS
MANUFACTURER : GENIE
MODEL No. : GU4T
SERIAL No. : NONE ASSIGNED
MODE : Tx @ 310MHz
SCANS/BAND : 1
NOTES : 2
TEST DATE : 19 Oct 2018 15:05:34 M. LONGINOTTI
ANT. POLARIZ. : VERTICAL
PEAK DETECTOR TRACE
LEVEL dBuV/m
120
105
90
75
60
45
30
15
0
START = 1000
FREQUENCY MHz
STOP = 4000

Stanley

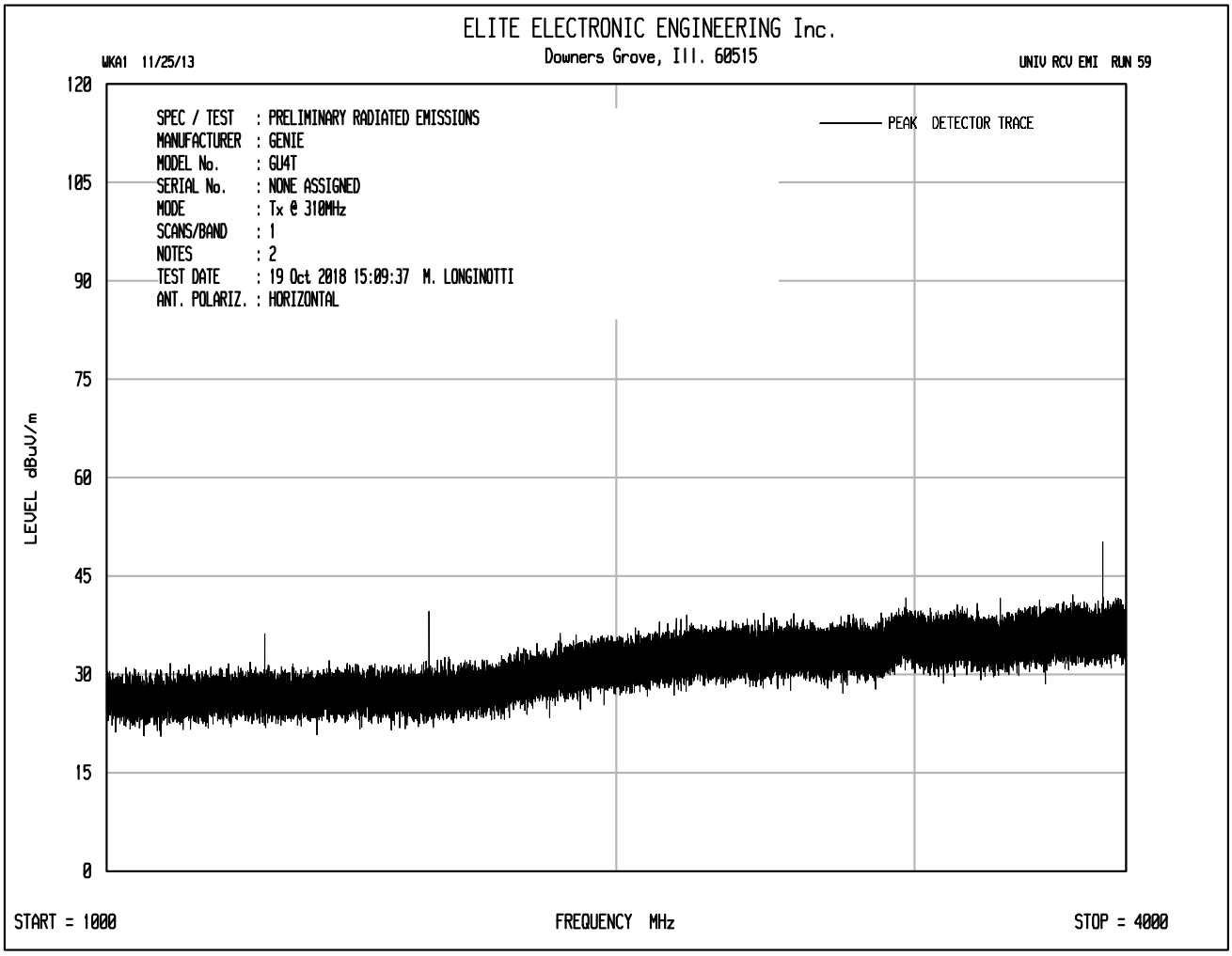
ELITE ELECTRONIC ENGINEERING Inc.
Downers Grove, Ill. 60515
WKA1 11/25/13
UNIV RCV EMI RUN 59
SPEC / TEST : PRELIMINARY RADIATED EMISSIONS
MANUFACTURER : GENIE
MODEL No. : GU4T
SERIAL No. : NONE ASSIGNED
MODE : Tx @ 310MHz
SCANS/BAND : 1
NOTES : 2
TEST DATE : 19 Oct 2018 15:09:37 M. LONGINOTTI
ANT. POLARIZ. : HORIZONTAL
PEAK DETECTOR TRACE
LEVEL dBuV/m
120
105
90
75
60
45
30
15
0
START = 1000
FREQUENCY MHz
STOP = 4000

Stanley

RADIATED EMISSION MEASUREMENTS in a 3 m ANECHOIC ROOM

MANUFACTURER	:	Genie Company
MODEL NO.	:	GU4T
TEST MODE	:	Tx @ 310MHz
NOTES	:	Stanley
TEST DATE	:	August 21, 2018

Freq. (MHz)	Ant Pol	Meter Reading (dBuV)	Ambient	CBL Fac (dB)	Ant Fac (dB)	Pre Amp (dB)	Duty Cycle (dB)	Total (dBuV/m)	Total (uV/m)	Limit (uV/m)	Margin (dB)
310.000	H	62.0		0.9	19.3	0.0	-7.2	74.9	5581.0	5833.3	-0.4
310.000	V	42.2		0.9	19.3	0.0	-7.2	55.1	571.1	5833.3	-20.2
620.000	H	21.8		1.3	24.7	0.0	-7.2	40.5	106.3	583.3	-14.8
620.000	V	15.5		1.3	24.7	0.0	-7.2	34.2	51.5	583.3	-21.1
930.000	H	22.3		1.6	27.3	0.0	-7.2	43.9	156.8	583.3	-11.4
930.000	V	16.4		1.6	27.3	0.0	-7.2	38.0	79.5	583.3	-17.3
1240.000	H	17.2		1.8	29.8	0.0	-7.2	41.7	121.1	500.0	-12.3
1240.000	V	14.6	Ambient	1.8	29.8	0.0	-7.2	39.1	89.7	500.0	-14.9
1550.000	H	18.5		2.1	29.1	0.0	-7.2	42.4	132.1	500.0	-11.6
1550.000	V	17.0		2.1	29.1	0.0	-7.2	40.9	111.2	500.0	-13.1
1860.000	H	16.5	Ambient	2.3	31.5	0.0	-7.2	43.0	141.8	583.3	-12.3
1860.000	V	16.1	Ambient	2.3	31.5	0.0	-7.2	42.6	135.4	583.3	-12.7
2170.000	H	16.5	Ambient	2.5	33.4	0.0	-7.2	45.1	180.1	583.3	-10.2
2170.000	V	16.6	Ambient	2.5	33.4	0.0	-7.2	45.2	182.2	583.3	-10.1
2480.000	H	16.5	Ambient	2.7	33.6	0.0	-7.2	45.6	189.9	583.3	-9.7
2480.000	V	16.6	Ambient	2.7	33.6	0.0	-7.2	45.7	192.1	583.3	-9.6
2790.000	H	16.9	Ambient	2.8	33.3	0.0	-7.2	45.8	194.2	500.0	-8.2
2790.000	V	17.1	Ambient	2.8	33.3	0.0	-7.2	46.0	198.7	500.0	-8.0
3100.000	H	18.2	Ambient	3.0	33.5	0.0	-7.2	47.4	235.8	583.3	-7.9
3100.000	V	17.5	Ambient	3.0	33.5	0.0	-7.2	46.7	217.5	583.3	-8.6

Checked By: MARK E. LONGINOTTI

Mark E. Longinotti

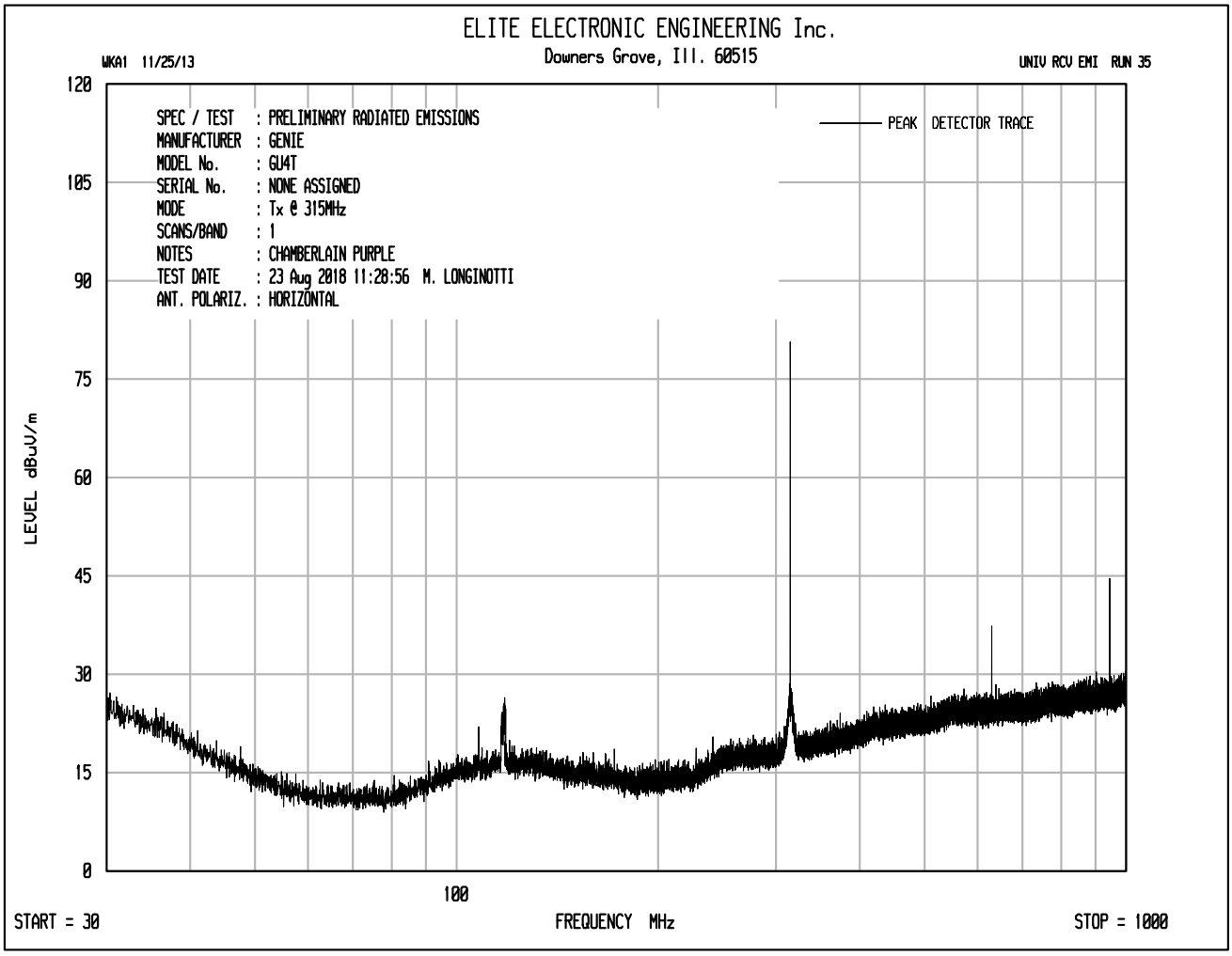
ELITE ELECTRONIC ENGINEERING Inc.
Downers Grove, Ill. 60515
WKA1 11/25/13
UNIV RCV EMI RUN 35
SPEC / TEST : PRELIMINARY RADIATED EMISSIONS
MANUFACTURER : GENIE
MODEL No. : GU4T
SERIAL No. : NONE ASSIGNED
MODE : Tx @ 315MHz
SCANS/BAND : 1
NOTES : CHAMBERLAIN PURPLE
TEST DATE : 23 Aug 2018 11:28:56 M. LONGINOTTI
ANT. POLARIZ. : HORIZONTAL
PEAK DETECTOR TRACE
LEVEL dBuV/m
120
105
90
75
60
45
30
15
0
100
START = 30
FREQUENCY MHz
STOP = 1000

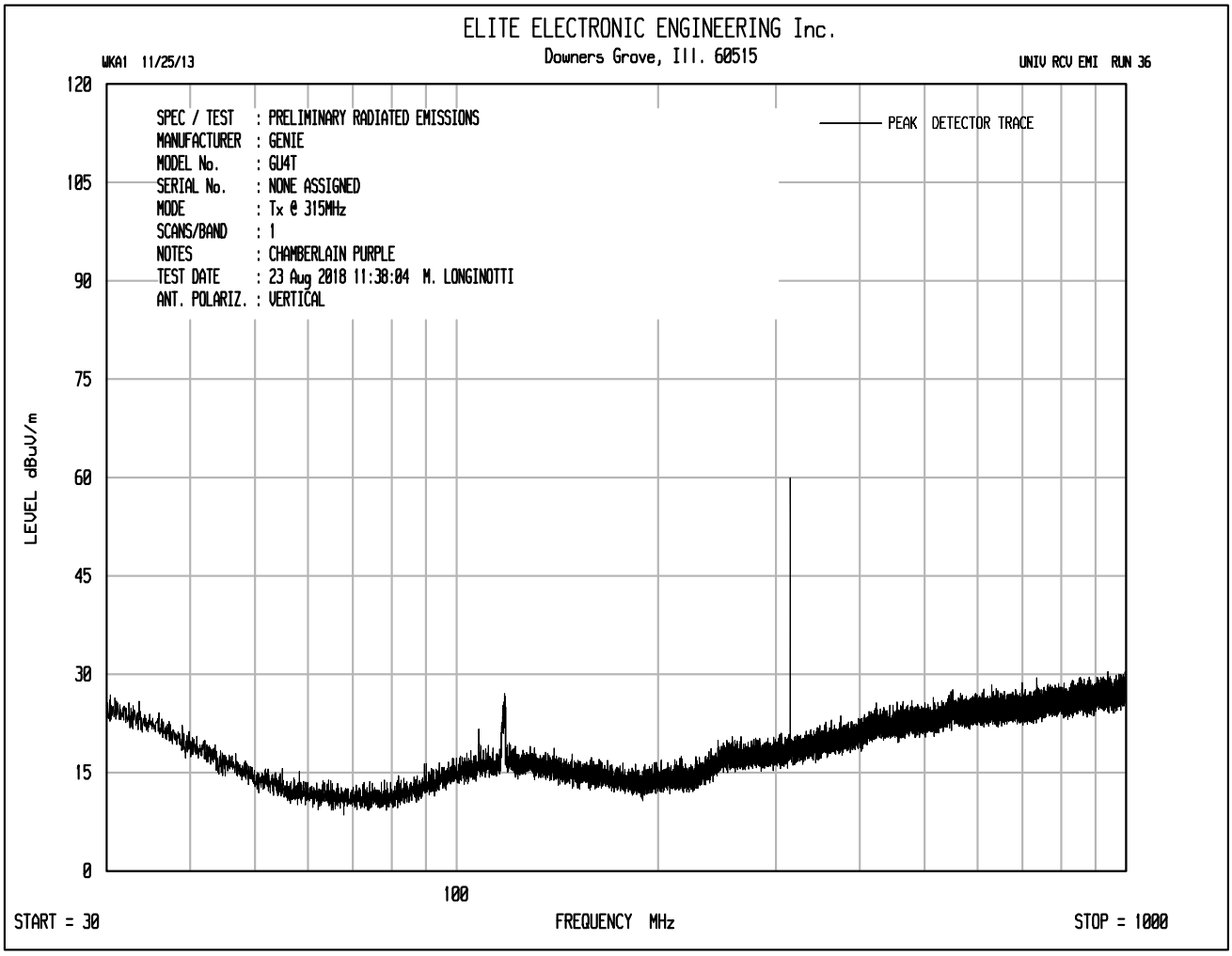
ELITE ELECTRONIC ENGINEERING Inc.
Downers Grove, Ill. 60515
WKA1 11/25/13
UNIV RCV EMI RUN 36
SPEC / TEST : PRELIMINARY RADIATED EMISSIONS
MANUFACTURER : GENIE
MODEL No. : GU4T
SERIAL No. : NONE ASSIGNED
MODE : Tx @ 315MHz
SCANS/BAND : 1
NOTES : CHAMBERLAIN PURPLE
TEST DATE : 23 Aug 2018 11:38:04 M. LONGINOTTI
ANT. POLARIZ. : VERTICAL
PEAK DETECTOR TRACE
LEVEL dBuV/m
120
105
90
75
60
45
30
15
0
100
START = 30
FREQUENCY MHz
STOP = 1000

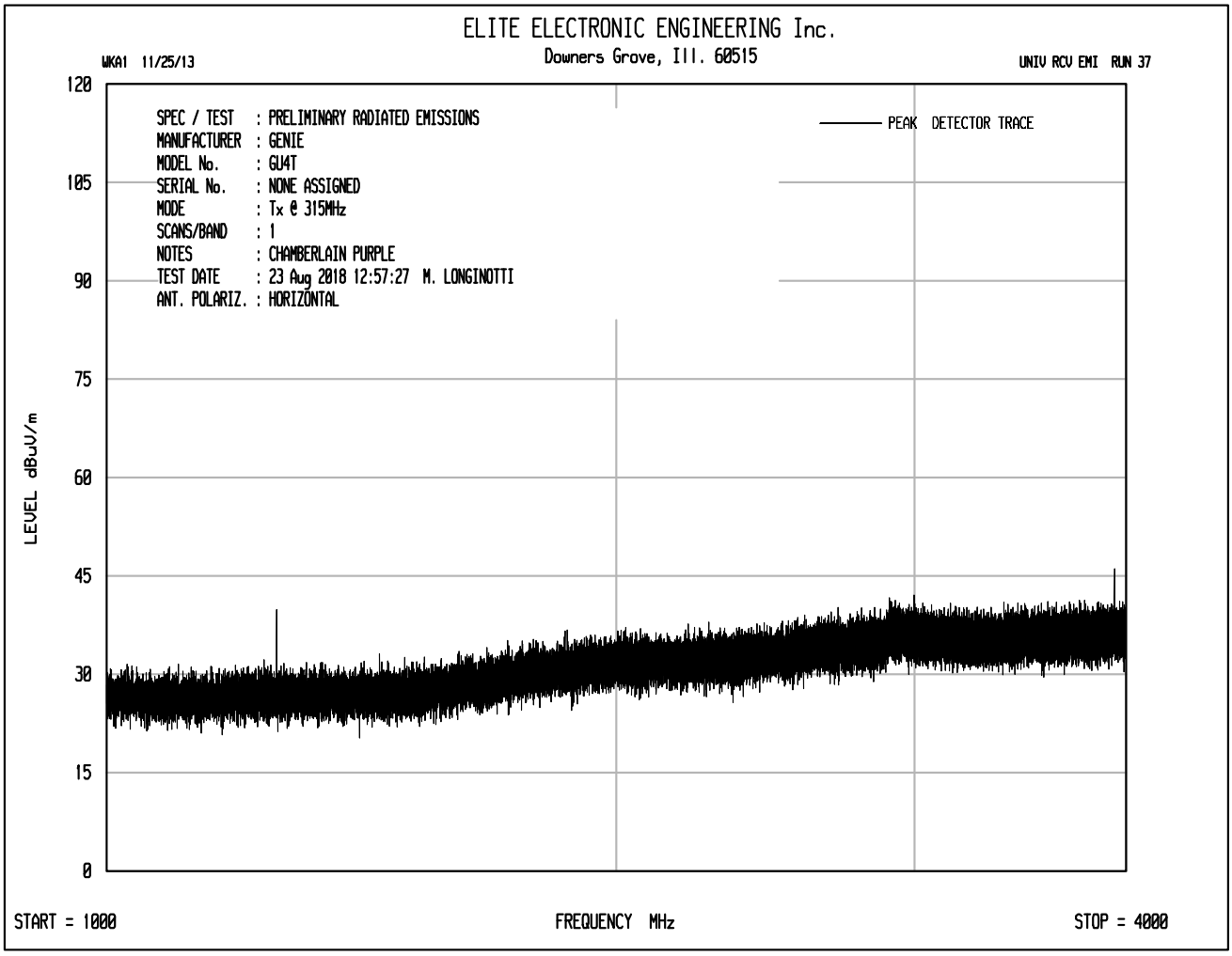
ELITE ELECTRONIC ENGINEERING Inc.
Downers Grove, Ill. 60515
WKA1 11/25/13
UNIV RCV EMI RUN 37
SPEC / TEST : PRELIMINARY RADIATED EMISSIONS
MANUFACTURER : GENIE
MODEL No. : GU4T
SERIAL No. : NONE ASSIGNED
MODE : Tx @ 315MHz
SCANS/BAND : 1
NOTES : CHAMBERLAIN PURPLE
TEST DATE : 23 Aug 2018 12:57:27 M. LONGINOTTI
ANT. POLARIZ. : HORIZONTAL
PEAK DETECTOR TRACE
LEVEL dBuV/m
120
105
90
75
60
45
30
15
0
START = 1000
FREQUENCY MHz
STOP = 4000

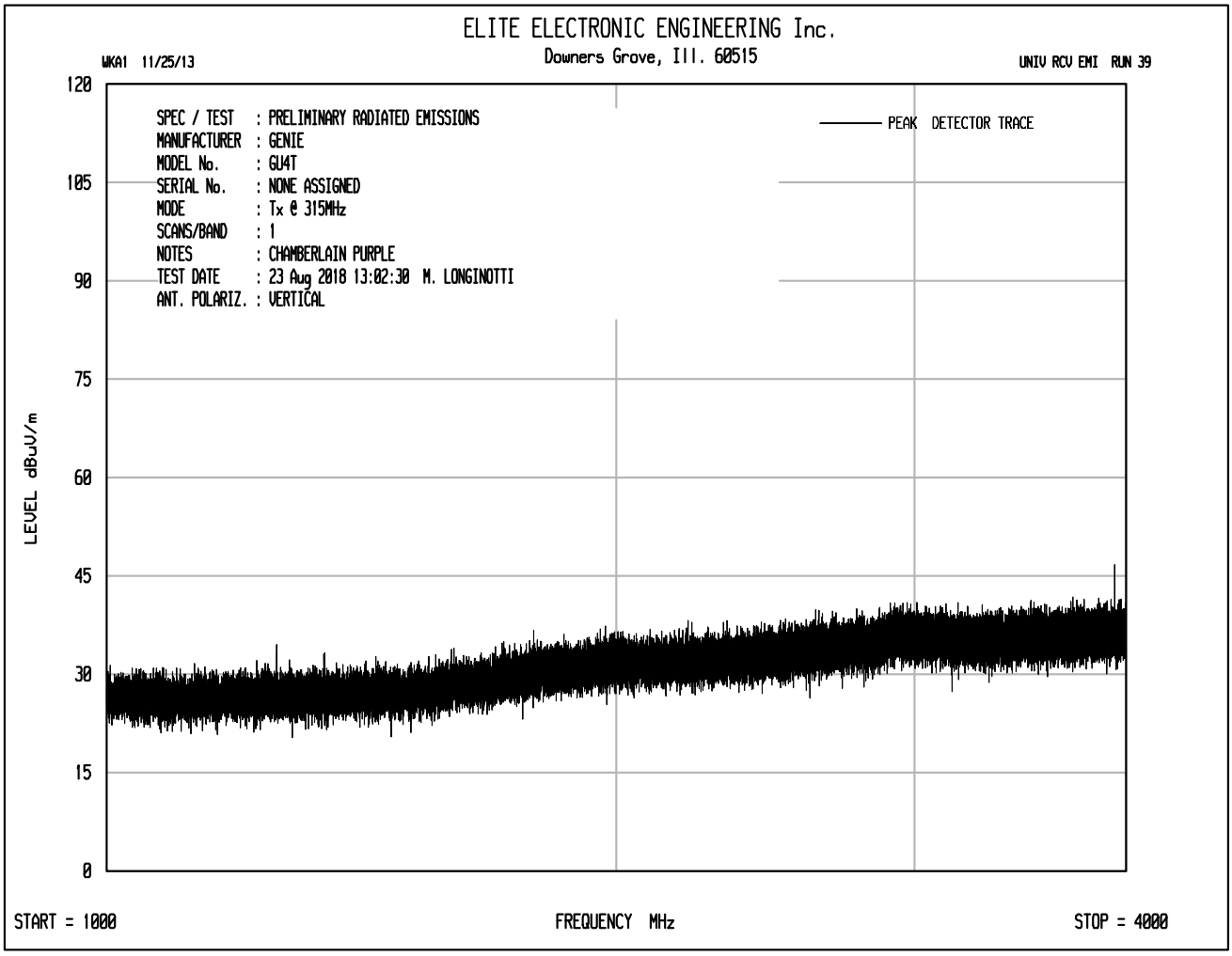
ELITE ELECTRONIC ENGINEERING Inc.
Downers Grove, Ill. 60515
WKA1 11/25/13
UNIV RCV EMI RUN 39
SPEC / TEST : PRELIMINARY RADIATED EMISSIONS
MANUFACTURER : GENIE
MODEL No. : GU4T
SERIAL No. : NONE ASSIGNED
MODE : Tx @ 315MHz
SCANS/BAND : 1
NOTES : CHAMBERLAIN PURPLE
TEST DATE : 23 Aug 2018 13:02:30 M. LONGINOTTI
ANT. POLARIZ. : VERTICAL
PEAK DETECTOR TRACE
LEVEL dBuV/m
120
105
90
75
60
45
30
15
0
START = 1000
FREQUENCY MHz
STOP = 4000

RADIATED EMISSION MEASUREMENTS in a 3 m ANECHOIC ROOM

MANUFACTURER	:	Genie Company
MODEL NO.	:	GU4T
TEST MODE	:	Tx @ 315MHz
NOTES	:	Chamberlain Purple
TEST DATE	:	August 21, 2018

Freq. (MHz)	Ant Pol	Meter Reading (dBuV)	Ambient	CBL Fac (dB)	Ant Fac (dB)	Pre Amp (dB)	Duty Cycle (dB)	Total (dBuV/m)	Total (uV/m)	Limit (uV/m)	Margin (dB)
315.000	H	61.3		0.9	19.4	0.0	-7.2	74.4	5258.6	6041.7	-1.2
315.000	V	40.6		0.9	19.4	0.0	-7.2	53.7	485.1	6041.7	-21.9
630.000	H	20.7		1.3	25.1	0.0	-7.2	39.8	97.9	604.2	-15.8
630.000	V	14.7		1.3	25.1	0.0	-7.2	33.8	49.1	604.2	-21.8
945.000	H	19.8		1.6	27.2	0.0	-7.2	41.4	117.5	604.2	-14.2
945.000	V	15.0		1.6	27.2	0.0	-7.2	36.6	67.6	604.2	-19.0
1260.000	H	16.7		1.9	29.8	0.0	-7.2	41.1	114.0	604.2	-14.5
1260.000	V	14.5	Ambient	1.9	29.8	0.0	-7.2	38.9	88.5	604.2	-16.7
1575.000	H	18.8		2.1	29.3	0.0	-7.2	42.9	140.0	500.0	-11.1
1575.000	V	16.4		2.1	29.3	0.0	-7.2	40.5	106.2	500.0	-13.5
1890.000	H	16.2	Ambient	2.3	32.0	0.0	-7.2	43.2	144.8	604.2	-12.4
1890.000	V	15.6	Ambient	2.3	32.0	0.0	-7.2	42.6	135.2	604.2	-13.0
2205.000	H	16.8	Ambient	2.5	33.6	0.0	-7.2	45.7	192.4	500.0	-8.3
2205.000	V	16.3	Ambient	2.5	33.6	0.0	-7.2	45.2	181.6	500.0	-8.8
2520.000	H	16.5	Ambient	2.7	33.8	0.0	-7.2	45.7	193.8	604.2	-9.9
2520.000	V	16.6	Ambient	2.7	33.8	0.0	-7.2	45.8	196.1	604.2	-9.8
2835.000	H	16.6	Ambient	2.9	33.0	0.0	-7.2	45.3	183.1	500.0	-8.7
2835.000	V	16.6	Ambient	2.9	33.0	0.0	-7.2	45.3	183.1	500.0	-8.7
3150.000	H	18.0	Ambient	3.0	33.8	0.0	-7.2	47.6	240.8	604.2	-8.0
3150.000	V	17.2		3.0	33.8	0.0	-7.2	46.8	219.6	604.2	-8.8

Checked By: MARK E. LONGINOTTI

Mark E. Longinotti

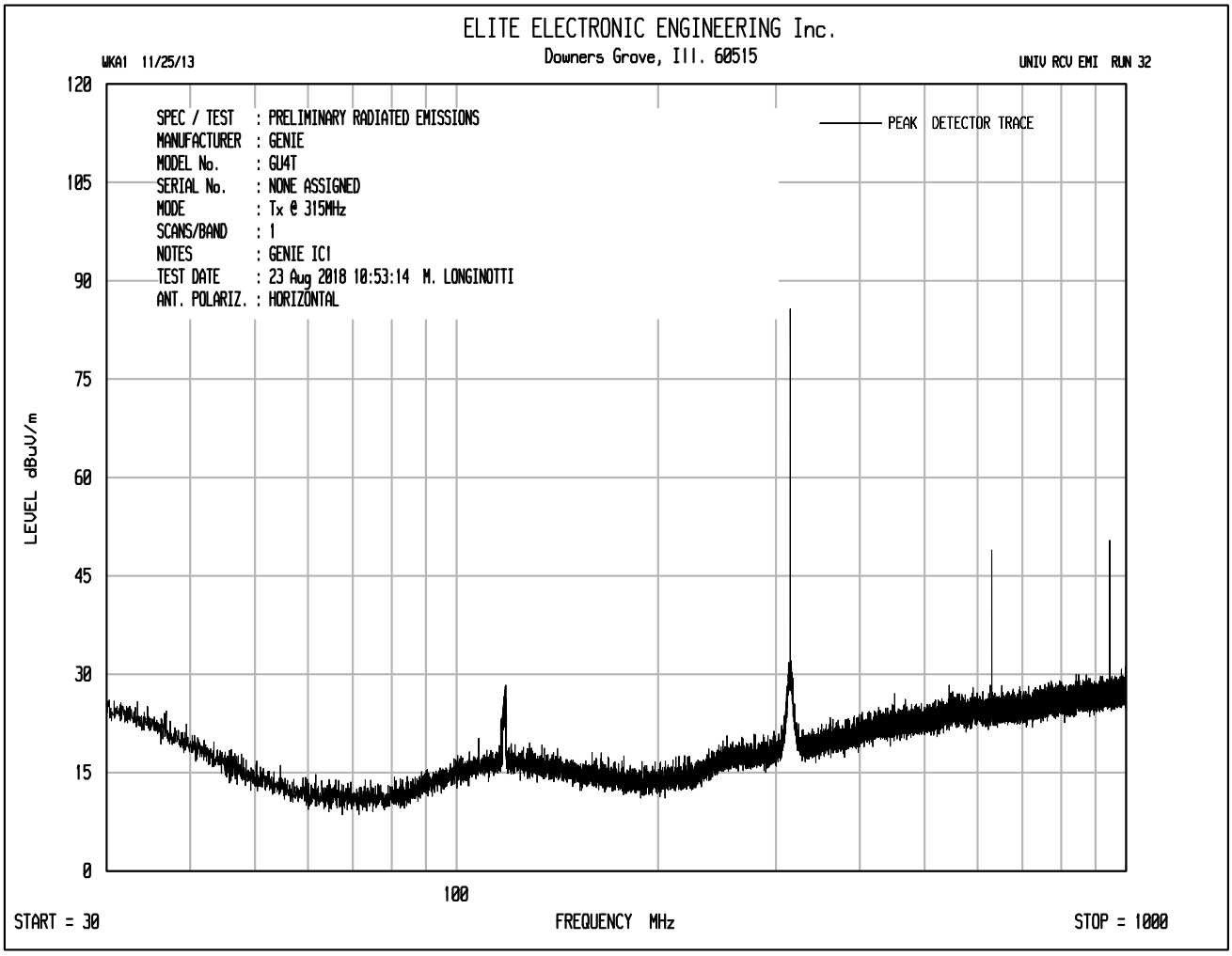
ELITE ELECTRONIC ENGINEERING Inc.
Downers Grove, Ill. 60515
WKA1 11/25/13
UNIV RCV EMI RUN 32
SPEC / TEST : PRELIMINARY RADIATED EMISSIONS
MANUFACTURER : GENIE
MODEL No. : GU4T
SERIAL No. : NONE ASSIGNED
MODE : Tx @ 315MHz
SCANS/BAND : 1
NOTES : GENIE IC1
TEST DATE : 23 Aug 2018 10:53:14 M. LONGINOTTI
ANT. POLARIZ. : HORIZONTAL
PEAK DETECTOR TRACE
LEVEL dBuV/m
120
105
90
75
60
45
30
15
0
100
START = 30
FREQUENCY MHz
STOP = 1000

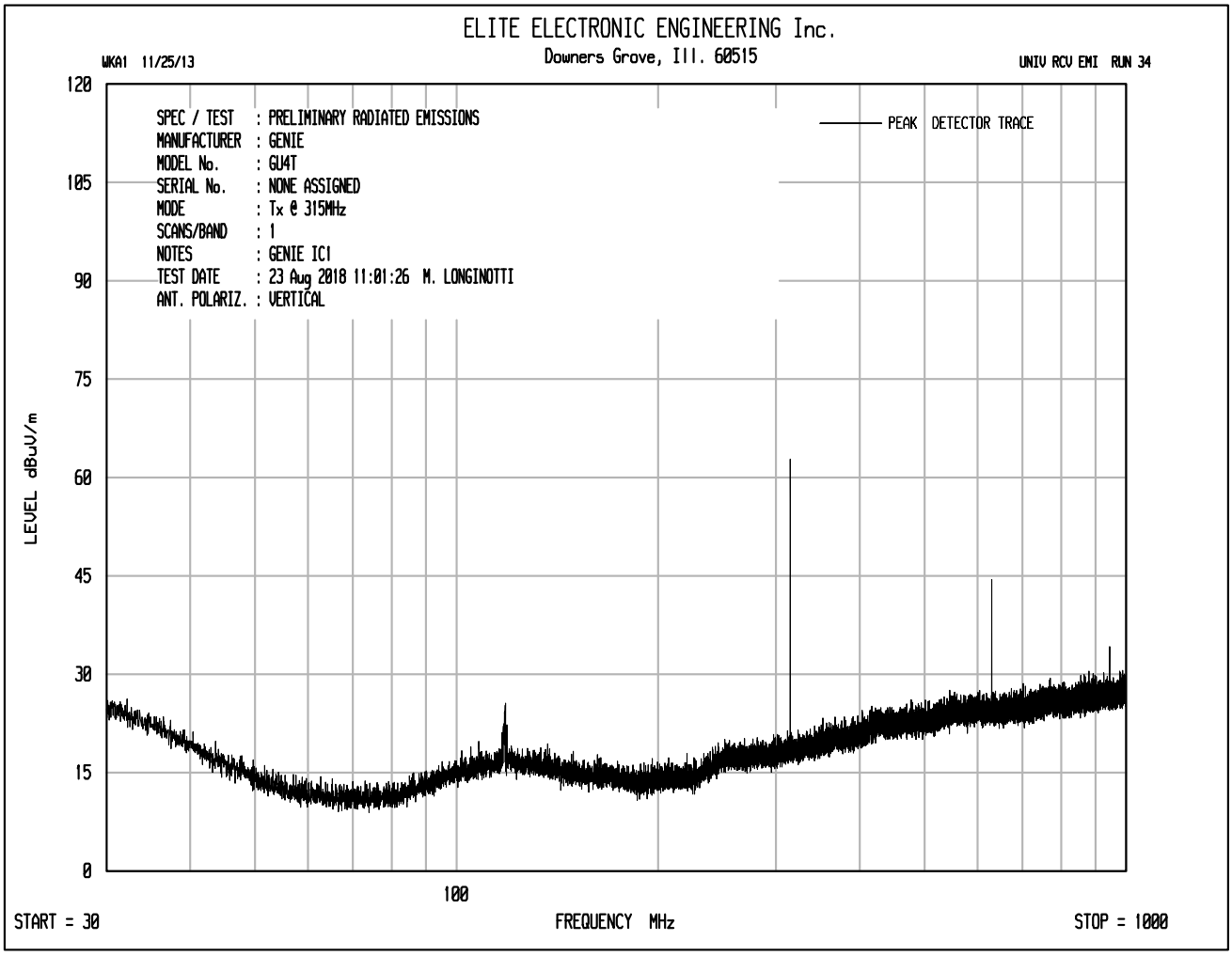
ELITE ELECTRONIC ENGINEERING Inc.
Downers Grove, Ill. 60515
WKA1 11/25/13
UNIV RCV EMI RUN 34
SPEC / TEST : PRELIMINARY RADIATED EMISSIONS
MANUFACTURER : GENIE
MODEL No. : GU4T
SERIAL No. : NONE ASSIGNED
MODE : Tx @ 315MHz
SCANS/BAND : 1
NOTES : GENIE IC1
TEST DATE : 23 Aug 2018 11:01:26 M. LONGINOTTI
ANT. POLARIZ. : VERTICAL
PEAK DETECTOR TRACE
LEVEL dBuV/m
120
105
90
75
60
45
30
15
0
100
START = 30
FREQUENCY MHz
STOP = 1000

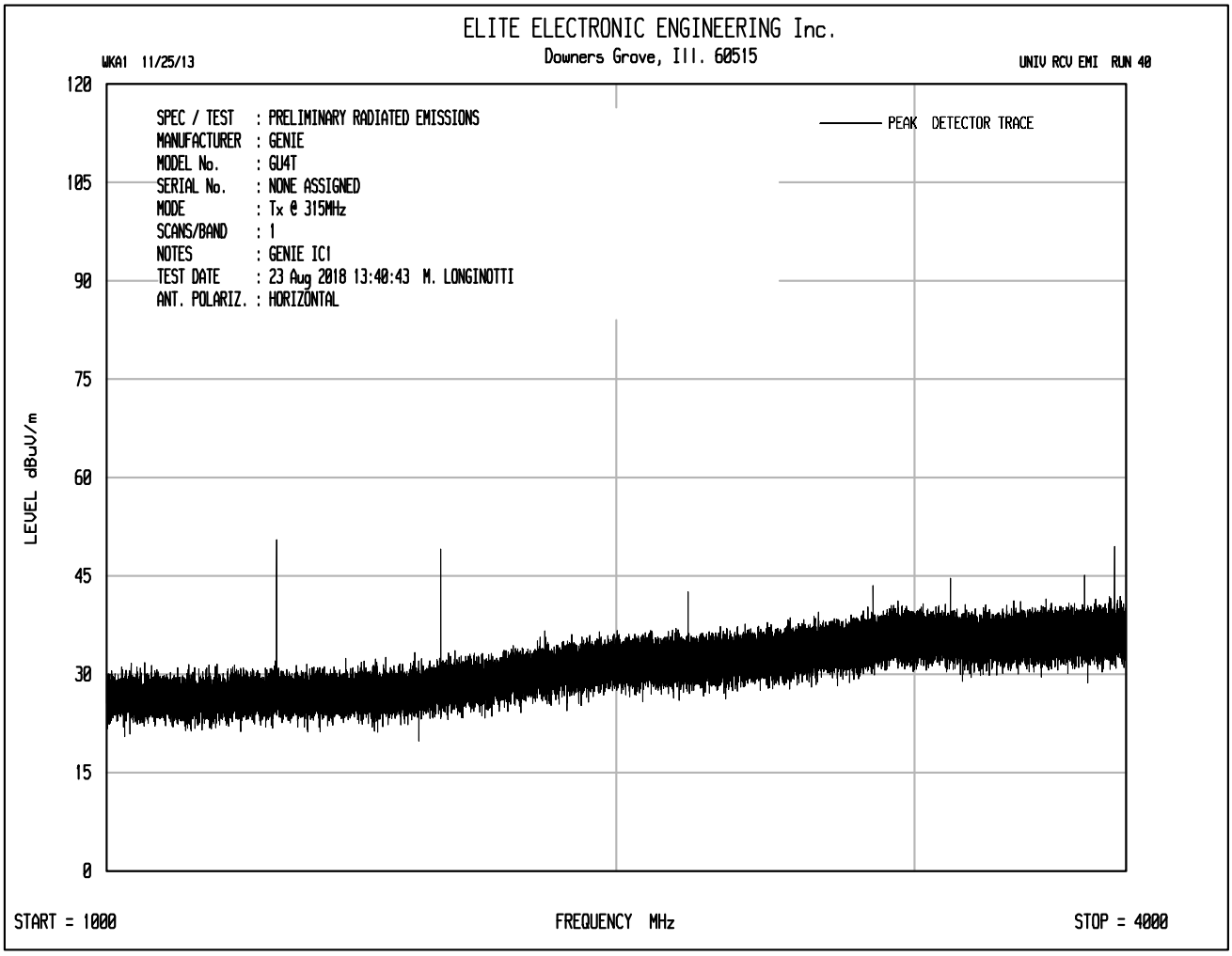
ELITE ELECTRONIC ENGINEERING Inc.
Downers Grove, Ill. 60515
WKA1 11/25/13
UNIV RCV EMI RUN 40
SPEC / TEST : PRELIMINARY RADIATED EMISSIONS
MANUFACTURER : GENIE
MODEL No. : GU4T
SERIAL No. : NONE ASSIGNED
MODE : Tx @ 315MHz
SCANS/BAND : 1
NOTES : GENIE IC1
TEST DATE : 23 Aug 2018 13:40:43 M. LONGINOTTI
ANT. POLARIZ. : HORIZONTAL
PEAK DETECTOR TRACE
LEVEL dBuV/m
120
105
90
75
60
45
30
15
0
START = 1000
FREQUENCY MHz
STOP = 4000

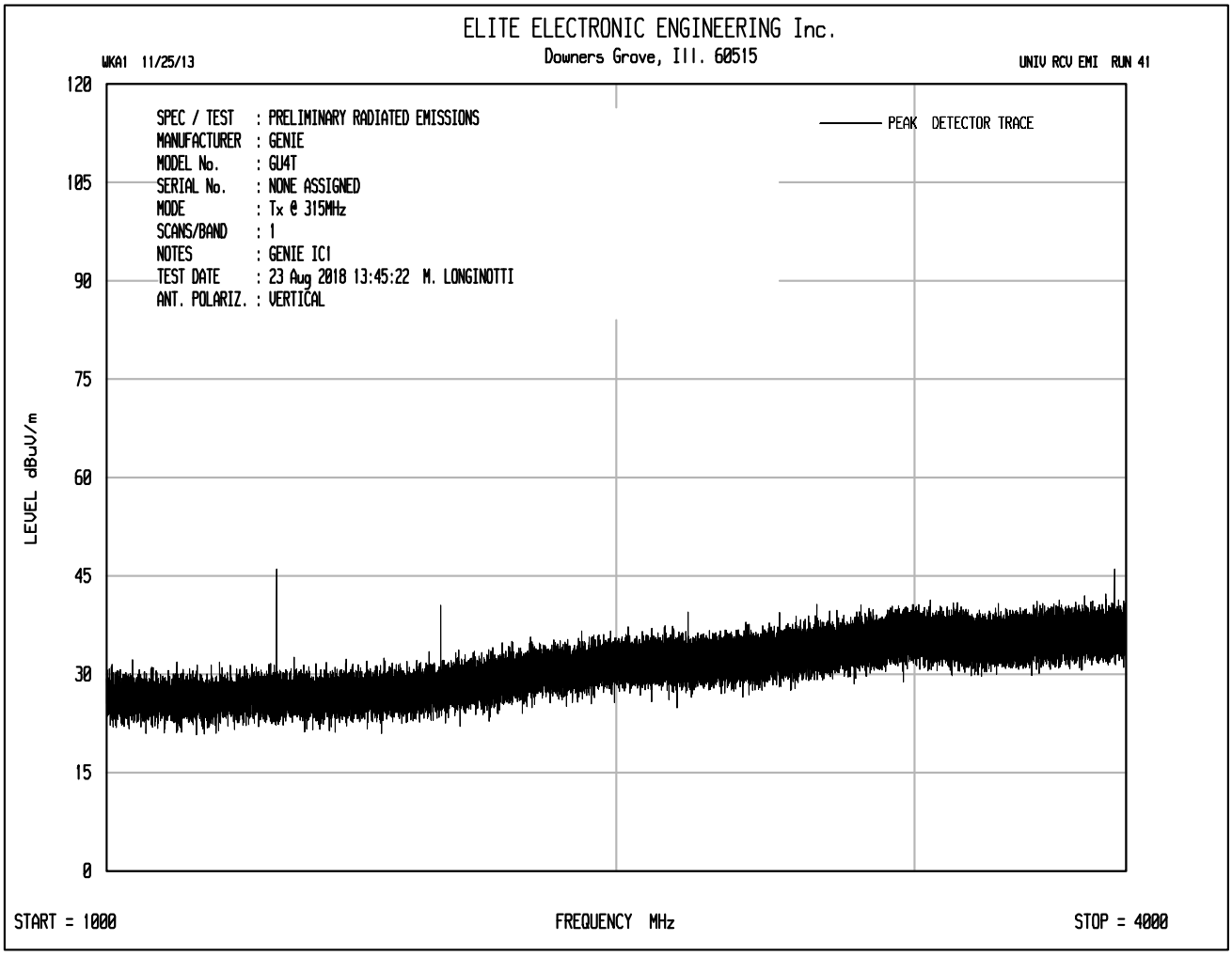
ELITE ELECTRONIC ENGINEERING Inc.
Downers Grove, Ill. 60515
WKA1 11/25/13
UNIV RCV EMI RUN 41
SPEC / TEST : PRELIMINARY RADIATED EMISSIONS
MANUFACTURER : GENIE
MODEL No. : GU4T
SERIAL No. : NONE ASSIGNED
MODE : Tx @ 315MHz
SCANS/BAND : 1
NOTES : GENIE IC1
TEST DATE : 23 Aug 2018 13:45:22 M. LONGINOTTI
ANT. POLARIZ. : VERTICAL
PEAK DETECTOR TRACE
LEVEL dBuV/m
120
105
90
75
60
45
30
15
0
START = 1000
FREQUENCY MHz
STOP = 4000

RADIATED EMISSION MEASUREMENTS in a 3 m ANECHOIC ROOM

MANUFACTURER	:	Genie Company
MODEL NO.	:	GU4T
TEST MODE	:	Tx @ 315MHz
NOTES	:	Genie IC1
TEST DATE	:	August 23, 2018

Freq. (MHz)	Ant Pol	Meter Reading (dBuV)	Ambient	CBL Fac (dB)	Ant Fac (dB)	Pre Amp (dB)	Duty Cycle (dB)	Total (dBuV/m)	Total (uV/m)	Limit (uV/m)	Margin (dB)
315.000	H	66.1		0.9	19.4	0.0	-12.0	74.5	5295.1	6041.7	-1.1
315.000	V	43.4		0.9	19.4	0.0	-12.0	51.8	388.0	6041.7	-23.8
630.000	H	34.3		1.3	25.1	0.0	-12.0	48.7	271.6	604.2	-6.9
630.000	V	20.4		1.3	25.1	0.0	-12.0	34.8	54.8	604.2	-20.8
945.000	H	28.3		1.6	27.2	0.0	-12.0	45.2	181.1	604.2	-10.5
945.000	V	15.8		1.6	27.2	0.0	-12.0	32.7	43.0	604.2	-23.0
1260.000	H	22.3		1.9	29.8	0.0	-12.0	42.0	125.9	604.2	-13.6
1260.000	V	19.5		1.9	29.8	0.0	-12.0	39.2	91.2	604.2	-16.4
1575.000	H	20.8		2.1	29.3	0.0	-12.0	40.2	102.1	500.0	-13.8
1575.000	V	19.6		2.1	29.3	0.0	-12.0	39.0	88.9	500.0	-15.0
1890.000	H	17.9		2.3	32.0	0.0	-12.0	40.2	102.1	604.2	-15.4
1890.000	V	16.3		2.3	32.0	0.0	-12.0	38.6	84.9	604.2	-17.0
2205.000	H	17.8		2.5	33.6	0.0	-12.0	41.9	125.1	500.0	-12.0
2205.000	V	16.1		2.5	33.6	0.0	-12.0	40.2	102.8	500.0	-13.7
2520.000	H	17.1		2.7	33.8	0.0	-12.0	41.6	120.4	604.2	-14.0
2520.000	V	17.0		2.7	33.8	0.0	-12.0	41.5	119.0	604.2	-14.1
2835.000	H	18.1		2.9	33.0	0.0	-12.0	42.0	126.1	500.0	-12.0
2835.000	V	17.1		2.9	33.0	0.0	-12.0	41.0	112.4	500.0	-13.0
3150.000	H	18.6		3.0	33.8	0.0	-12.0	43.5	149.5	604.2	-12.1
3150.000	V	17.0		3.0	33.8	0.0	-12.0	41.9	124.3	604.2	-13.7

Checked By: MARK E. LONGINOTTI

Mark E. Longinotti

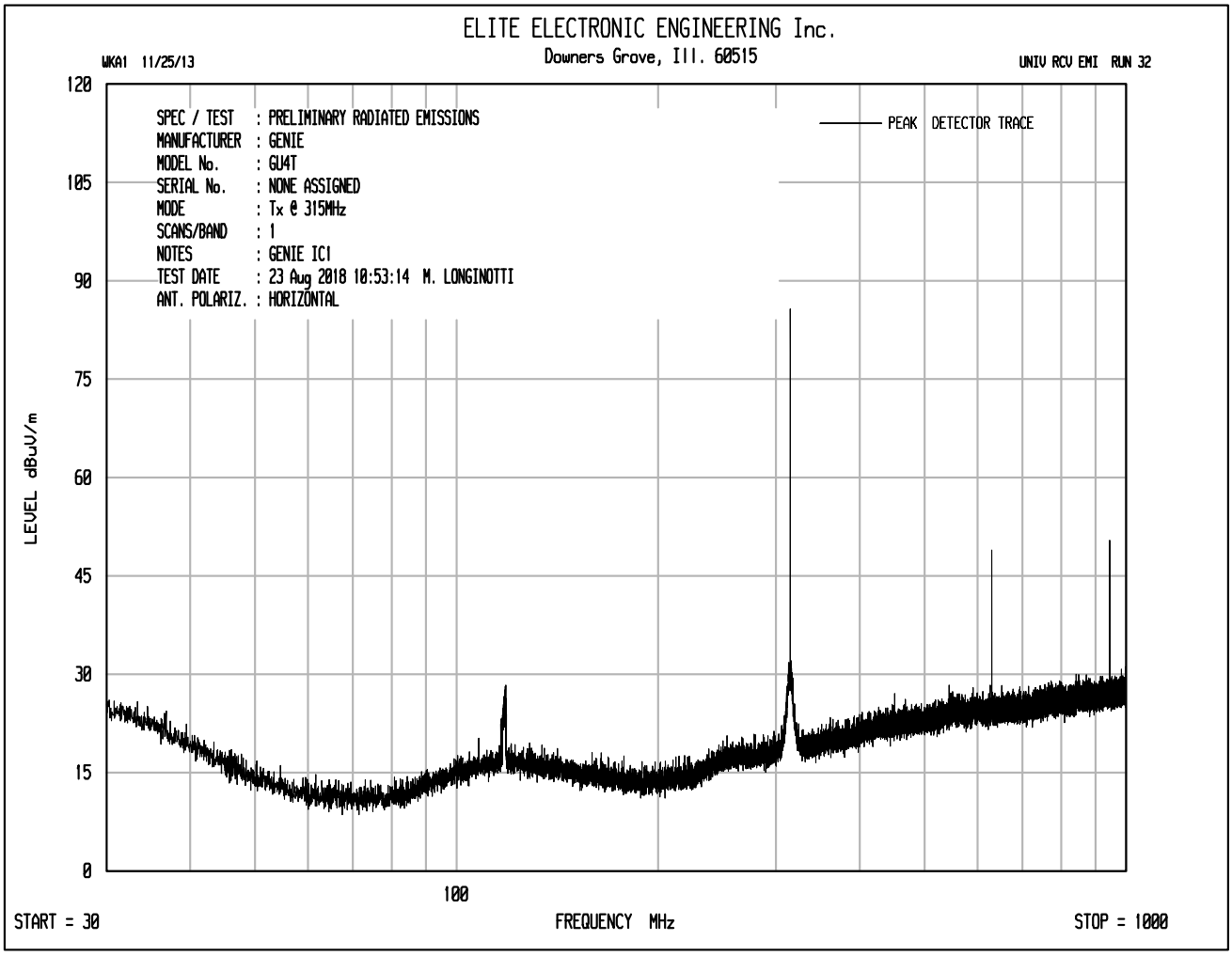

Power settings for Genie IC1 and Genie IC2 are the same

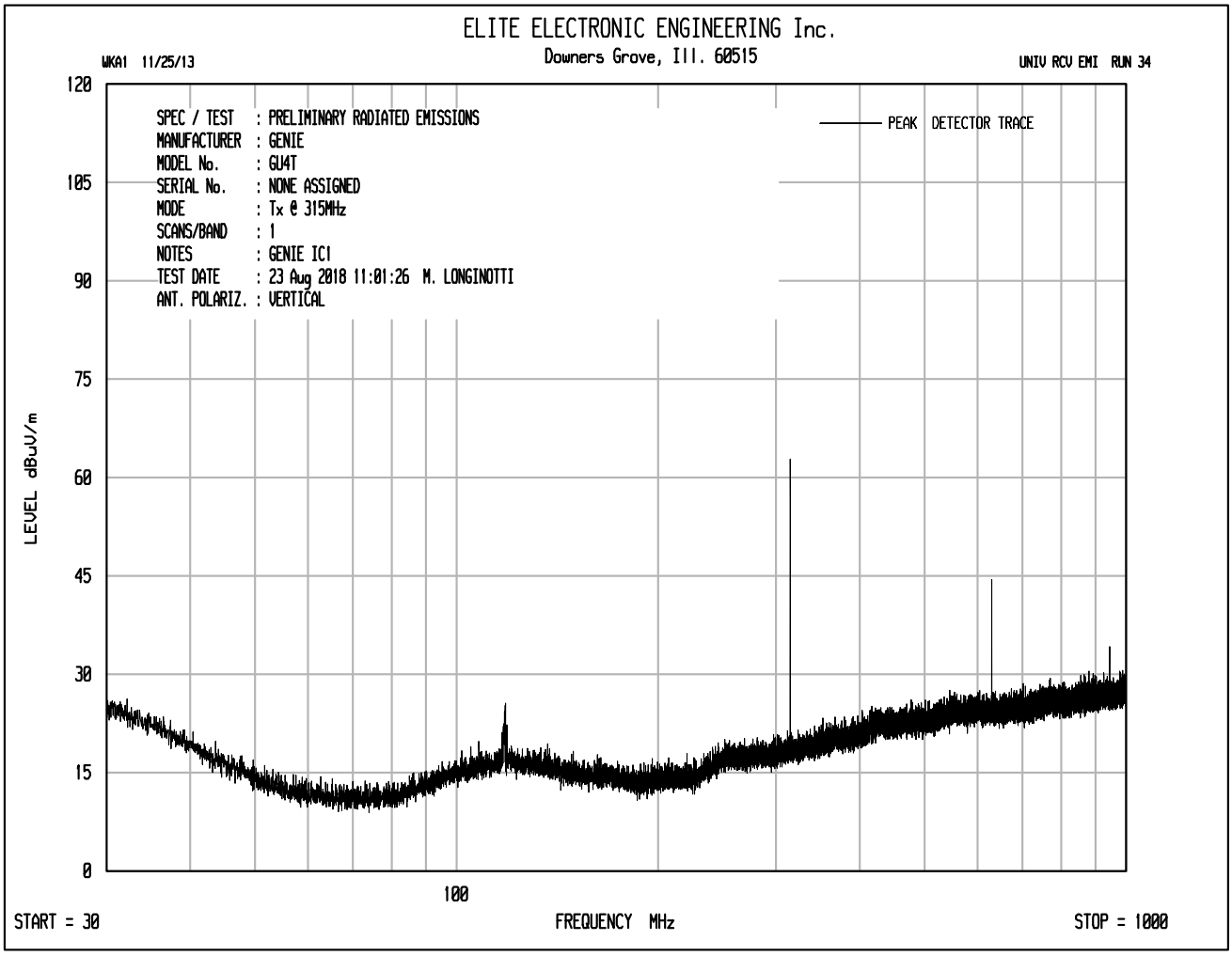

Power settings for Genie IC1 and Genie IC2 are the same

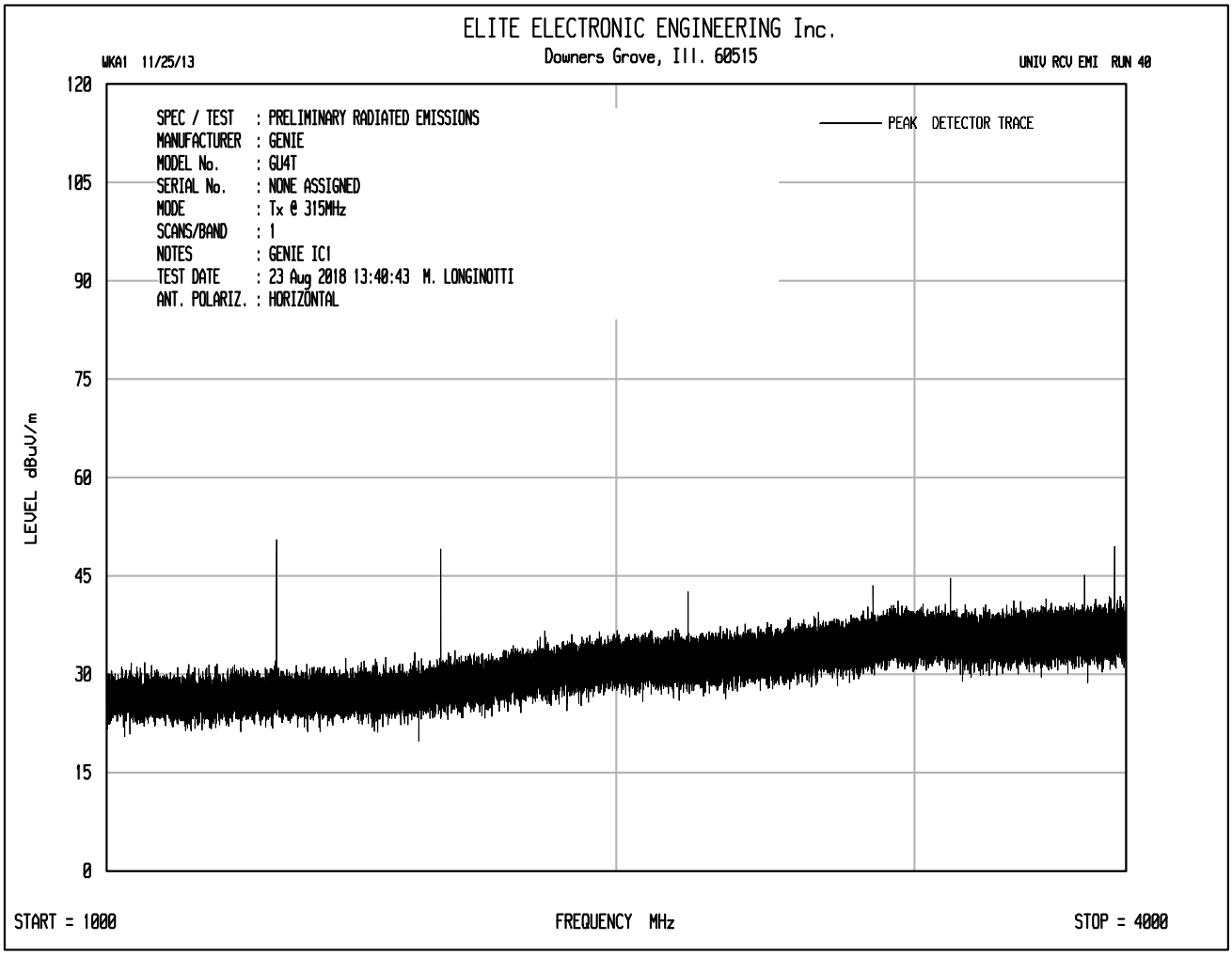

Power settings for Genie IC1 and Genie IC2 are the same

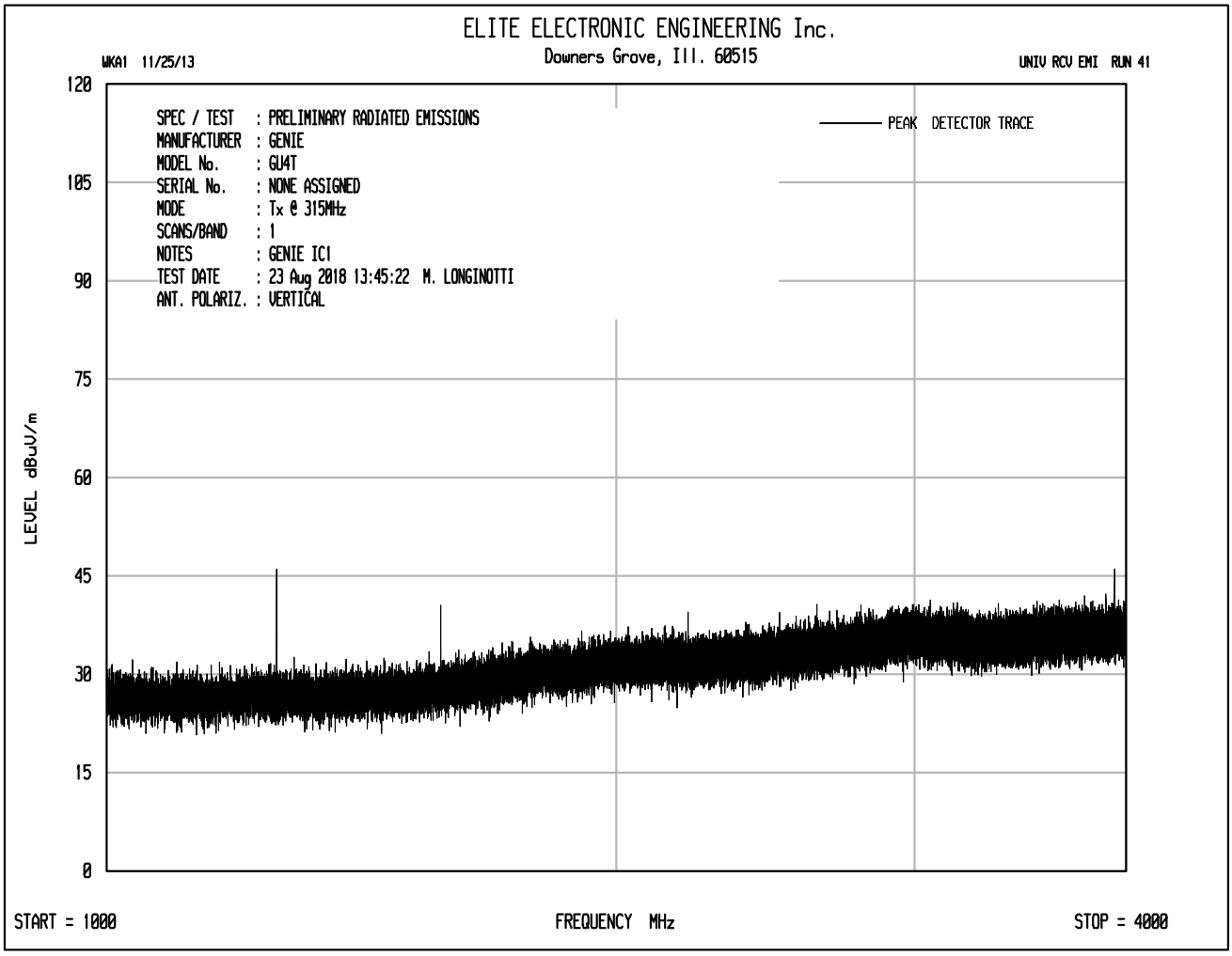

Power settings for Genie IC1 and Genie IC2 are the same

RADIATED EMISSION MEASUREMENTS in a 3 m ANECHOIC ROOM

MANUFACTURER	:	Genie Company
MODEL NO.	:	GU4T
TEST MODE	:	Tx @ 315MHz
NOTES	:	Genie IC2
TEST DATE	:	August 23, 2018

Freq. (MHz)	Ant Pol	Meter Reading (dBuV)	Ambient	CBL Fac (dB)	Ant Fac (dB)	Pre Amp (dB)	Duty Cycle (dB)	Total (dBuV/m)	Total (uV/m)	Limit (uV/m)	Margin (dB)
315.000	H	66.1		0.9	19.4	0.0	-12.3	74.1	5086.0	6041.7	-1.5
315.000	V	43.4		0.9	19.4	0.0	-12.3	51.4	372.7	6041.7	-24.2
630.000	H	34.3		1.3	25.1	0.0	-12.3	48.3	260.9	604.2	-7.3
630.000	V	20.4		1.3	25.1	0.0	-12.3	34.4	52.7	604.2	-21.2
945.000	H	28.3		1.6	27.2	0.0	-12.3	44.8	174.0	604.2	-10.8
945.000	V	15.8		1.6	27.2	0.0	-12.3	32.3	41.3	604.2	-23.3
1260.000	H	22.3		1.9	29.8	0.0	-12.3	41.6	120.9	604.2	-14.0
1260.000	V	19.5		1.9	29.8	0.0	-12.3	38.8	87.6	604.2	-16.8
1575.000	H	20.8		2.1	29.3	0.0	-12.3	39.8	98.1	500.0	-14.1
1575.000	V	19.6		2.1	29.3	0.0	-12.3	38.6	85.4	500.0	-15.3
1890.000	H	17.9		2.3	32.0	0.0	-12.3	39.8	98.0	604.2	-15.8
1890.000	V	16.3		2.3	32.0	0.0	-12.3	38.2	81.5	604.2	-17.4
2205.000	H	17.8		2.5	33.6	0.0	-12.3	41.6	120.1	500.0	-12.4
2205.000	V	16.1		2.5	33.6	0.0	-12.3	39.9	98.8	500.0	-14.1
2520.000	H	17.1		2.7	33.8	0.0	-12.3	41.3	115.6	604.2	-14.4
2520.000	V	17.0		2.7	33.8	0.0	-12.3	41.2	114.3	604.2	-14.5
2835.000	H	18.1		2.9	33.0	0.0	-12.3	41.7	121.1	500.0	-12.3
2835.000	V	17.1		2.9	33.0	0.0	-12.3	40.7	107.9	500.0	-13.3
3150.000	H	18.6		3.0	33.8	0.0	-12.3	43.1	143.6	604.2	-12.5
3150.000	V	17.0		3.0	33.8	0.0	-12.3	41.5	119.4	604.2	-14.1

Checked By: MARK E. LONGINOTTI

Mark E. Longinotti

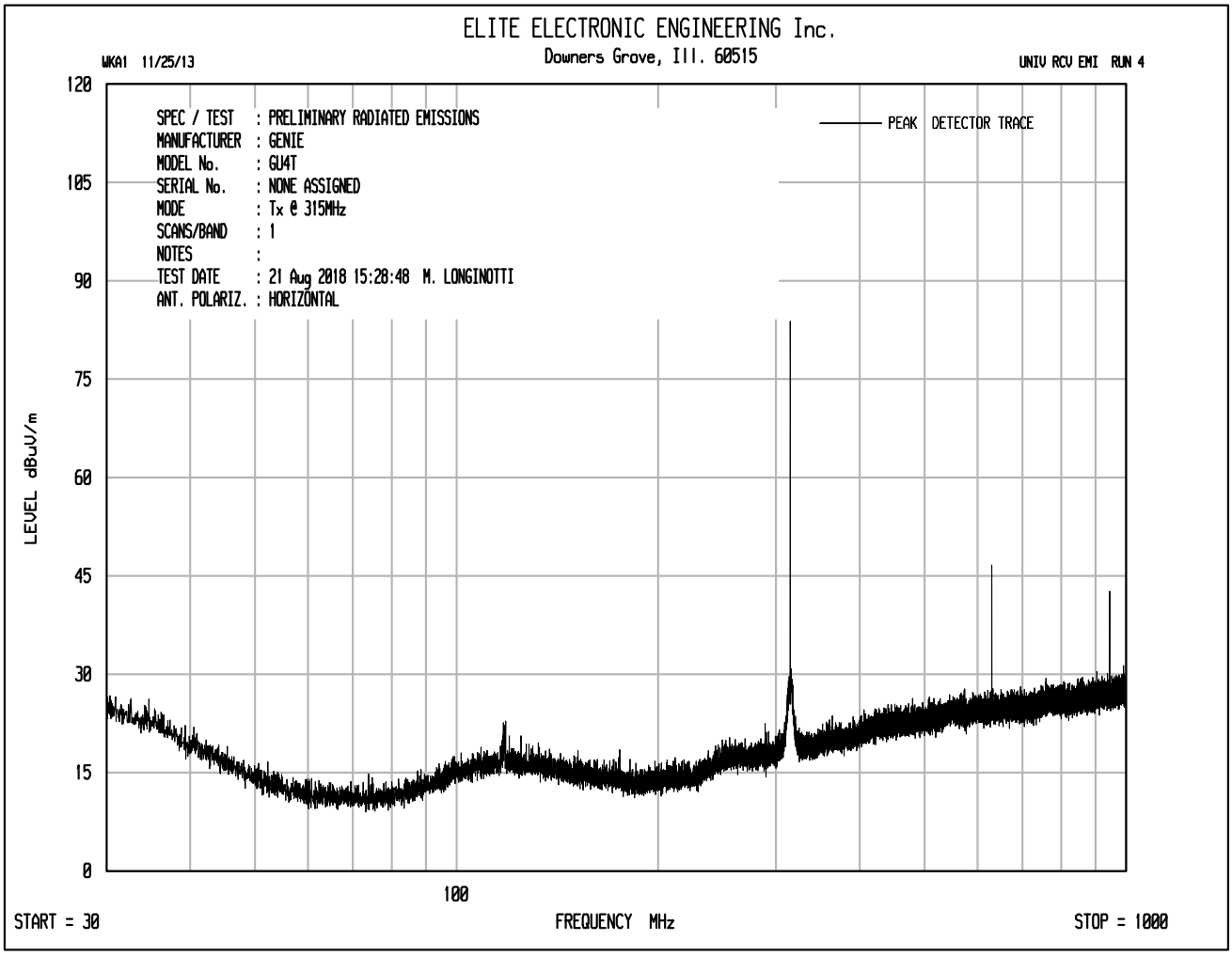
ELITE ELECTRONIC ENGINEERING Inc.
Downers Grove, Ill. 60515
WKA1 11/25/13
UNIV RCV EMI RUN 4
SPEC / TEST : PRELIMINARY RADIATED EMISSIONS
MANUFACTURER : GENIE
MODEL No. : GU4T
SERIAL No. : NONE ASSIGNED
MODE : Tx @ 315MHz
SCANS/BAND : 1
NOTES :
TEST DATE : 21 Aug 2018 15:28:48 M. LONGINOTTI
ANT. POLARIZ. : HORIZONTAL
PEAK DETECTOR TRACE
LEVEL dBuV/m
120
105
90
75
60
45
30
15
0
100
START = 30
FREQUENCY MHz
STOP = 1000

Marantec

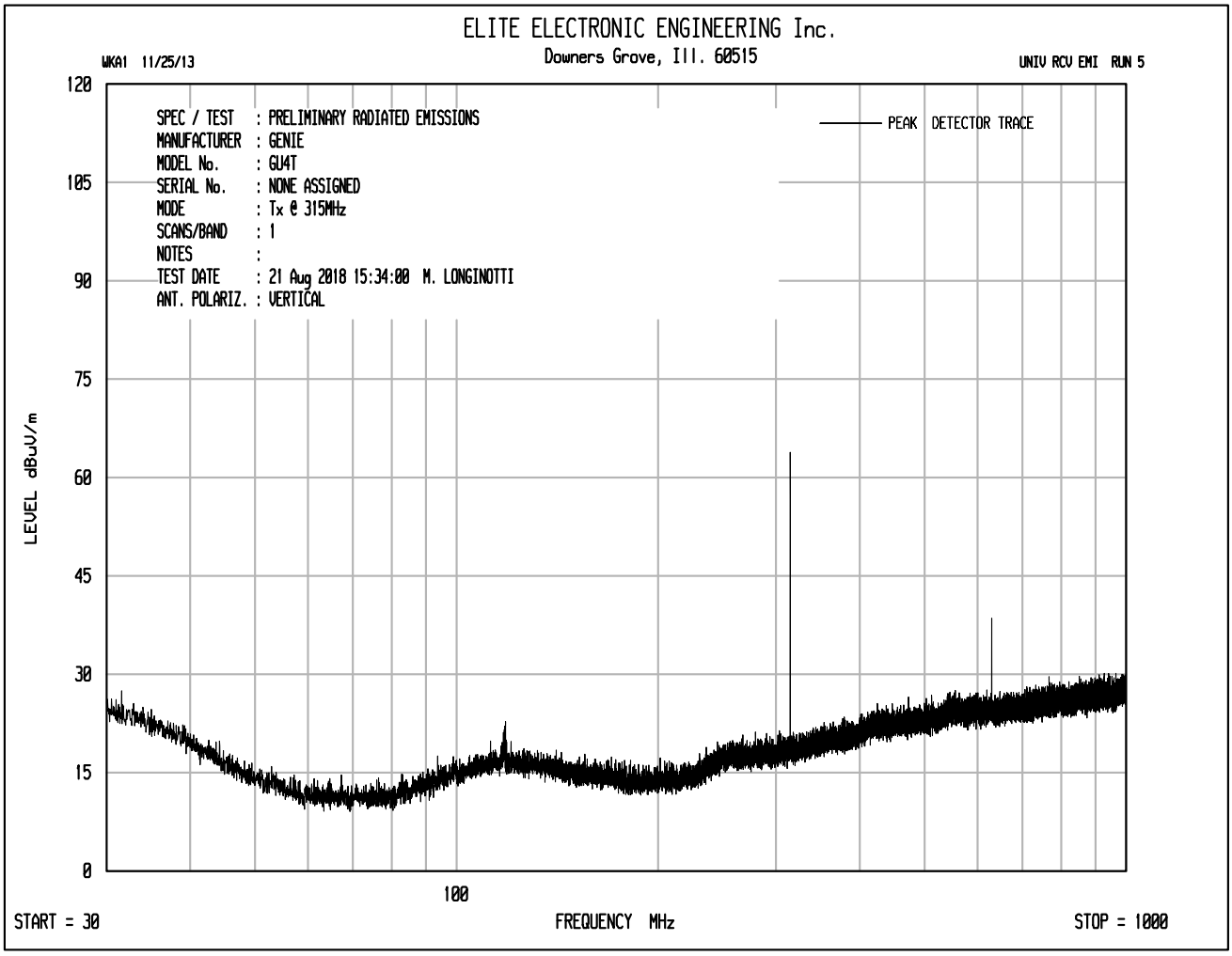
ELITE ELECTRONIC ENGINEERING Inc.
Downers Grove, Ill. 60515
WKA1 11/25/13
UNIV RCV EMI RUN 5
SPEC / TEST : PRELIMINARY RADIATED EMISSIONS
MANUFACTURER : GENIE
MODEL No. : GU4T
SERIAL No. : NONE ASSIGNED
MODE : Tx @ 315MHz
SCANS/BAND : 1
NOTES :
TEST DATE : 21 Aug 2018 15:34:00 M. LONGINOTTI
ANT. POLARIZ. : VERTICAL
PEAK DETECTOR TRACE
LEVEL dBuV/m
120
105
90
75
60
45
30
15
0
100
START = 30
FREQUENCY MHz
STOP = 1000

Marantec

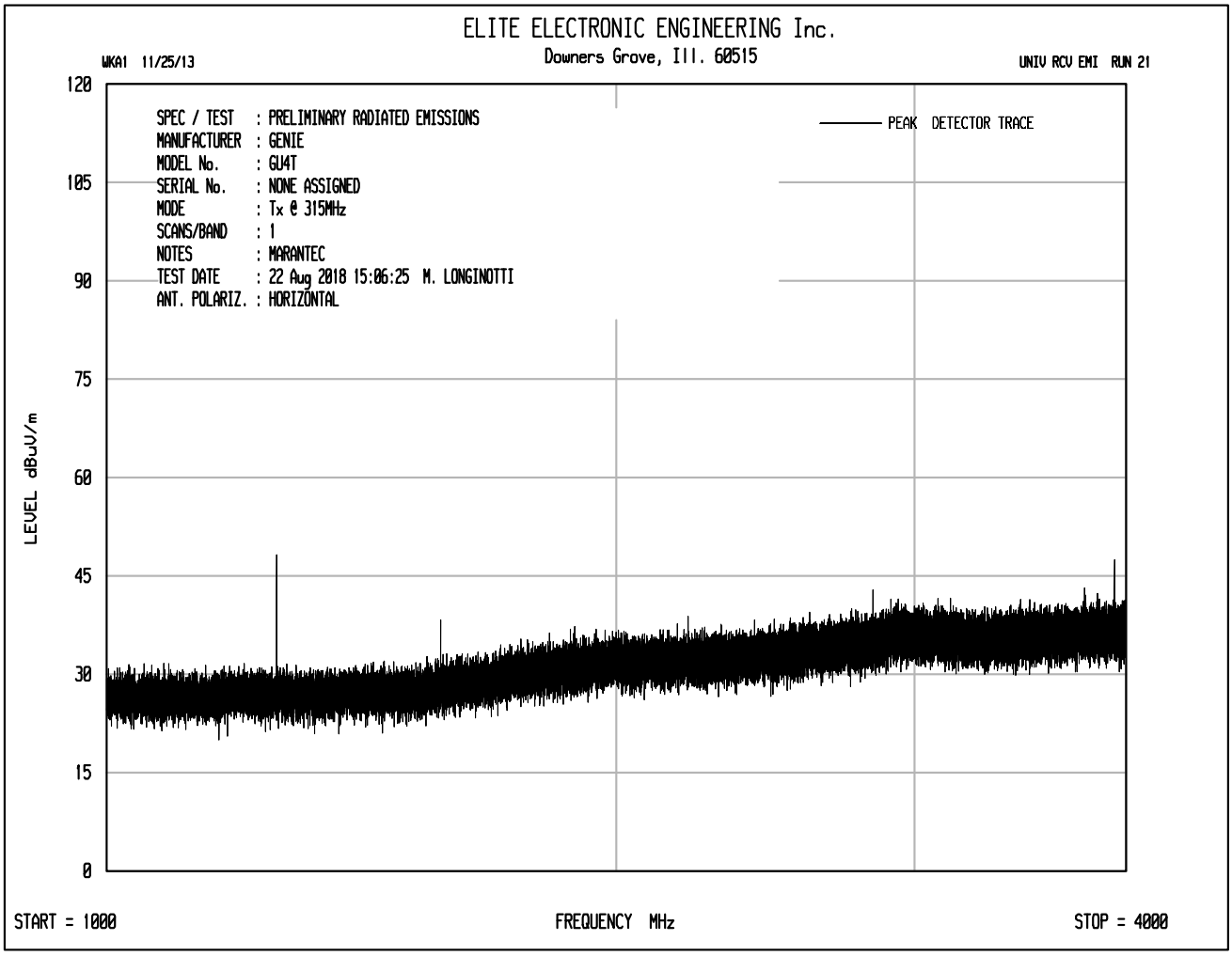
ELITE ELECTRONIC ENGINEERING Inc.
Downers Grove, Ill. 60515
WKA1 11/25/13
UNIV RCV EMI RUN 21
SPEC / TEST : PRELIMINARY RADIATED EMISSIONS
MANUFACTURER : GENIE
MODEL No. : GU4T
SERIAL No. : NONE ASSIGNED
MODE : Tx @ 315MHz
SCANS/BAND : 1
NOTES : MARANTEC
TEST DATE : 22 Aug 2018 15:06:25 M. LONGINOTTI
ANT. POLARIZ. : HORIZONTAL
PEAK DETECTOR TRACE
LEVEL dBuV/m
120
105
90
75
60
45
30
15
0
START = 1000
FREQUENCY MHz
STOP = 4000

Marantec

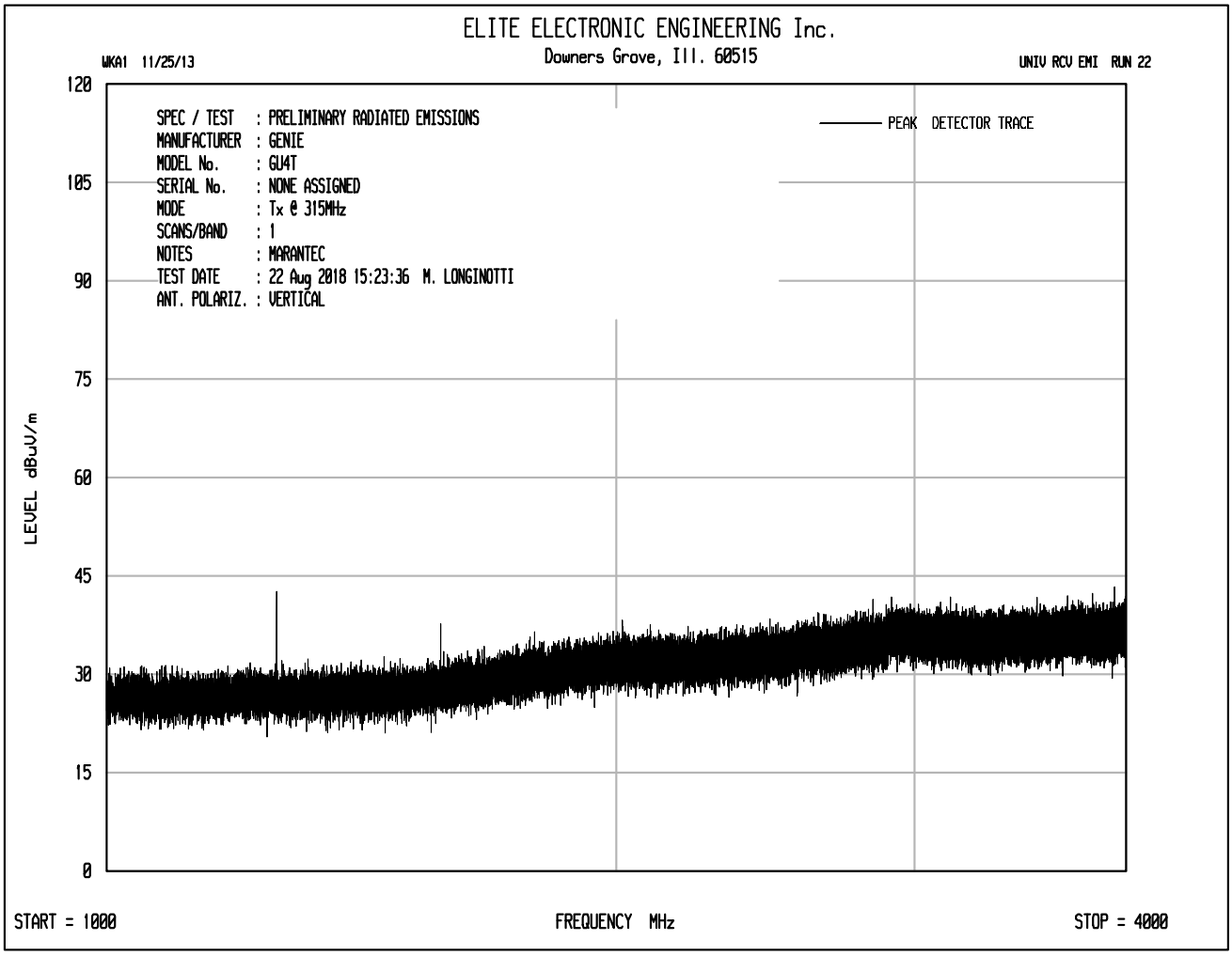
ELITE ELECTRONIC ENGINEERING Inc.
Downers Grove, Ill. 60515
WKA1 11/25/13
UNIV RCV EMI RUN 22
SPEC / TEST : PRELIMINARY RADIATED EMISSIONS
MANUFACTURER : GENIE
MODEL No. : GU4T
SERIAL No. : NONE ASSIGNED
MODE : Tx @ 315MHz
SCANS/BAND : 1
NOTES : MARANTEC
TEST DATE : 22 Aug 2018 15:23:36 M. LONGINOTTI
ANT. POLARIZ. : VERTICAL
PEAK DETECTOR TRACE
LEVEL dBuV/m
120
105
90
75
60
45
30
15
0
START = 1000
FREQUENCY MHz
STOP = 4000

Marantec

RADIATED EMISSION MEASUREMENTS in a 3 m ANECHOIC ROOM

MANUFACTURER	:	Genie Company
MODEL NO.	:	GU4T
TEST MODE	:	Tx @ 315MHz
NOTES	:	Marantec
TEST DATE	:	August 23, 2018

Freq. (MHz)	Ant Pol	Meter Reading (dBuV)	Ambient	CBL Fac (dB)	Ant Fac (dB)	Pre Amp (dB)	Duty Cycle (dB)	Total (dBuV/m)	Total (uV/m)	Limit (uV/m)	Margin (dB)
315.000	H	64.4		0.9	19.4	0.0	-10.6	74.2	5121.2	6041.7	-1.4
315.000	V	44.6		0.9	19.4	0.0	-10.6	54.4	524.0	6041.7	-21.2
630.000	H	29.9		1.3	25.1	0.0	-10.6	45.7	192.5	604.2	-9.9
630.000	V	21.9		1.3	25.1	0.0	-10.6	37.7	76.6	604.2	-17.9
945.000	H	24.6		1.6	27.2	0.0	-10.6	42.9	139.2	604.2	-12.8
945.000	V	19.7		1.6	27.2	0.0	-10.6	38.0	79.2	604.2	-17.7
1260.000	H	20.9		1.9	29.8	0.0	-10.6	42.0	126.0	604.2	-13.6
1260.000	V	17.9		1.9	29.8	0.0	-10.6	39.0	89.2	604.2	-16.6
1575.000	H	19.8		2.1	29.3	0.0	-10.6	40.6	107.1	500.0	-13.4
1575.000	V	18.3		2.1	29.3	0.0	-10.6	39.1	90.1	500.0	-14.9
1890.000	H	16.8	Ambient	2.3	32.0	0.0	-10.6	40.5	105.8	604.2	-15.1
1890.000	V	16.0	Ambient	2.3	32.0	0.0	-10.6	39.7	96.5	604.2	-15.9
2205.000	H	17.0	Ambient	2.5	33.6	0.0	-10.6	42.6	134.2	500.0	-11.4
2205.000	V	16.1	Ambient	2.5	33.6	0.0	-10.6	41.7	121.0	500.0	-12.3
2520.000	H	16.8	Ambient	2.7	33.8	0.0	-10.6	42.7	136.8	604.2	-12.9
2520.000	V	16.9	Ambient	2.7	33.8	0.0	-10.6	42.8	138.3	604.2	-12.8
2835.000	H	18.1	Ambient	2.9	33.0	0.0	-10.6	43.4	148.3	500.0	-10.6
2835.000	V	17.7	Ambient	2.9	33.0	0.0	-10.6	43.0	141.6	500.0	-11.0
3150.000	H	18.8	Ambient	3.0	33.8	0.0	-10.6	45.1	179.9	604.2	-10.5
3150.000	V	17.2	Ambient	3.0	33.8	0.0	-10.6	43.5	149.7	604.2	-12.1

Checked By: MARK E. LONGINOTTI

Mark E. Longinotti

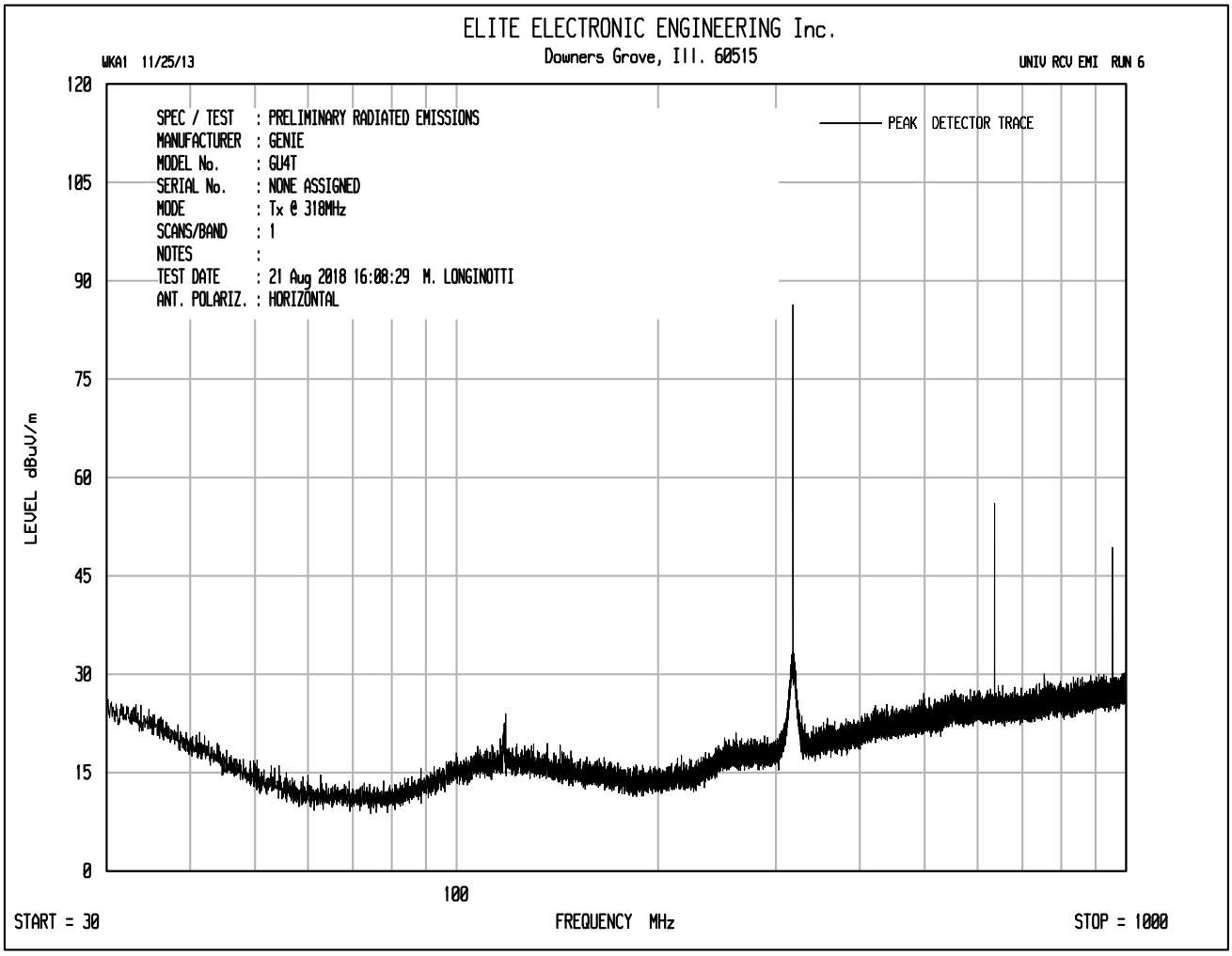
ELITE ELECTRONIC ENGINEERING Inc.
Downers Grove, Ill. 60515
WKA1 11/25/13
UNIV RCV EMI RUN 6
SPEC / TEST : PRELIMINARY RADIATED EMISSIONS
MANUFACTURER : GENIE
MODEL No. : GU4T
SERIAL No. : NONE ASSIGNED
MODE : Tx @ 318MHz
SCANS/BAND : 1
NOTES :
TEST DATE : 21 Aug 2018 16:08:29 M. LONGINOTTI
ANT. POLARIZ. : HORIZONTAL
PEAK DETECTOR TRACE
LEVEL dBuV/m
120
105
90
75
60
45
30
15
0
100
START = 30
FREQUENCY MHz
STOP = 1000

Linear

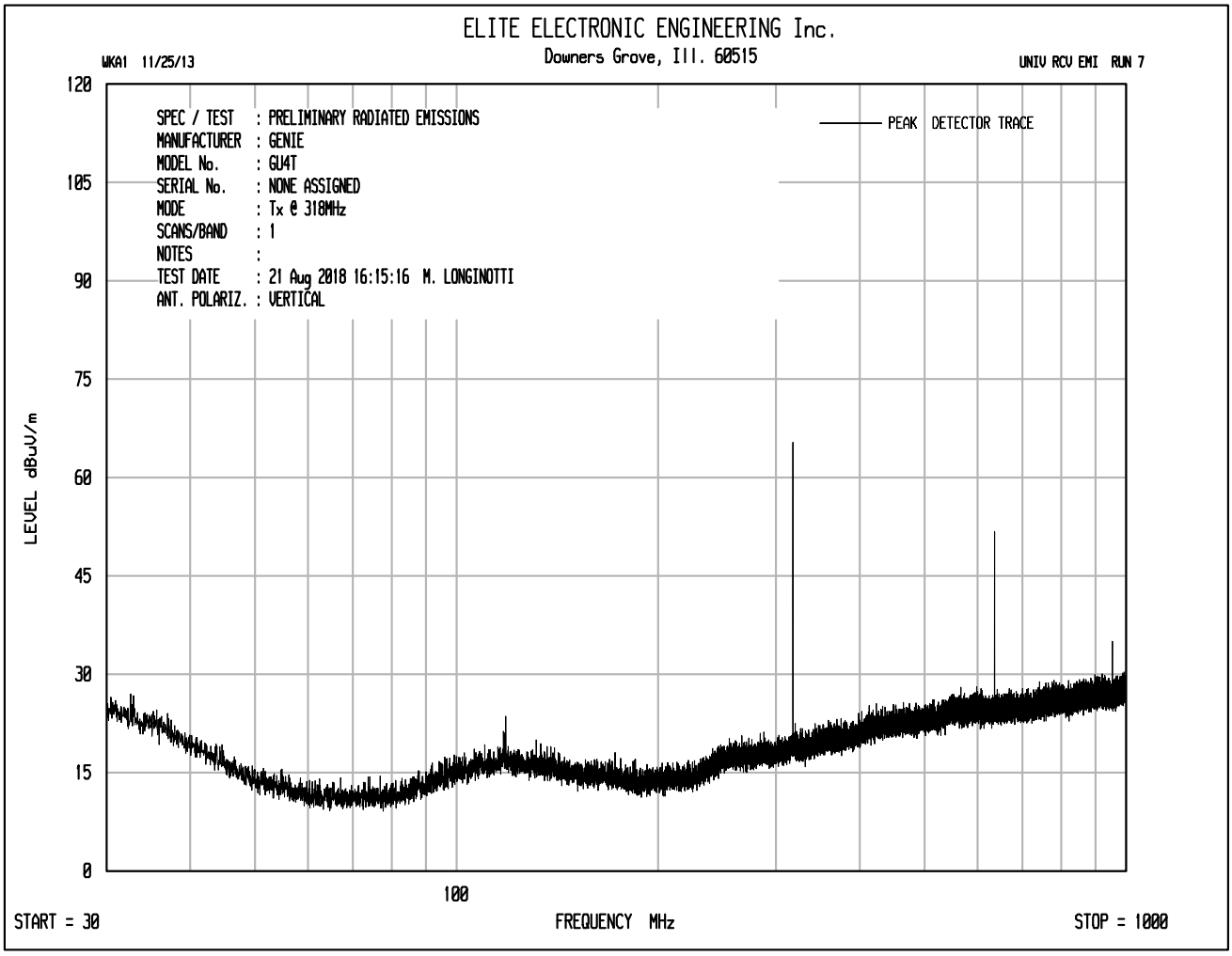
ELITE ELECTRONIC ENGINEERING Inc.
Downers Grove, Ill. 60515
WKA1 11/25/13
UNIV RCV EMI RUN 7
SPEC / TEST : PRELIMINARY RADIATED EMISSIONS
MANUFACTURER : GENIE
MODEL No. : GU4T
SERIAL No. : NONE ASSIGNED
MODE : Tx @ 318MHz
SCANS/BAND : 1
NOTES :
TEST DATE : 21 Aug 2018 16:15:16 M. LONGINOTTI
ANT. POLARIZ. : VERTICAL
PEAK DETECTOR TRACE
LEVEL dBuV/m
120
105
90
75
60
45
30
15
0
100
START = 30
FREQUENCY MHz
STOP = 1000

Linear

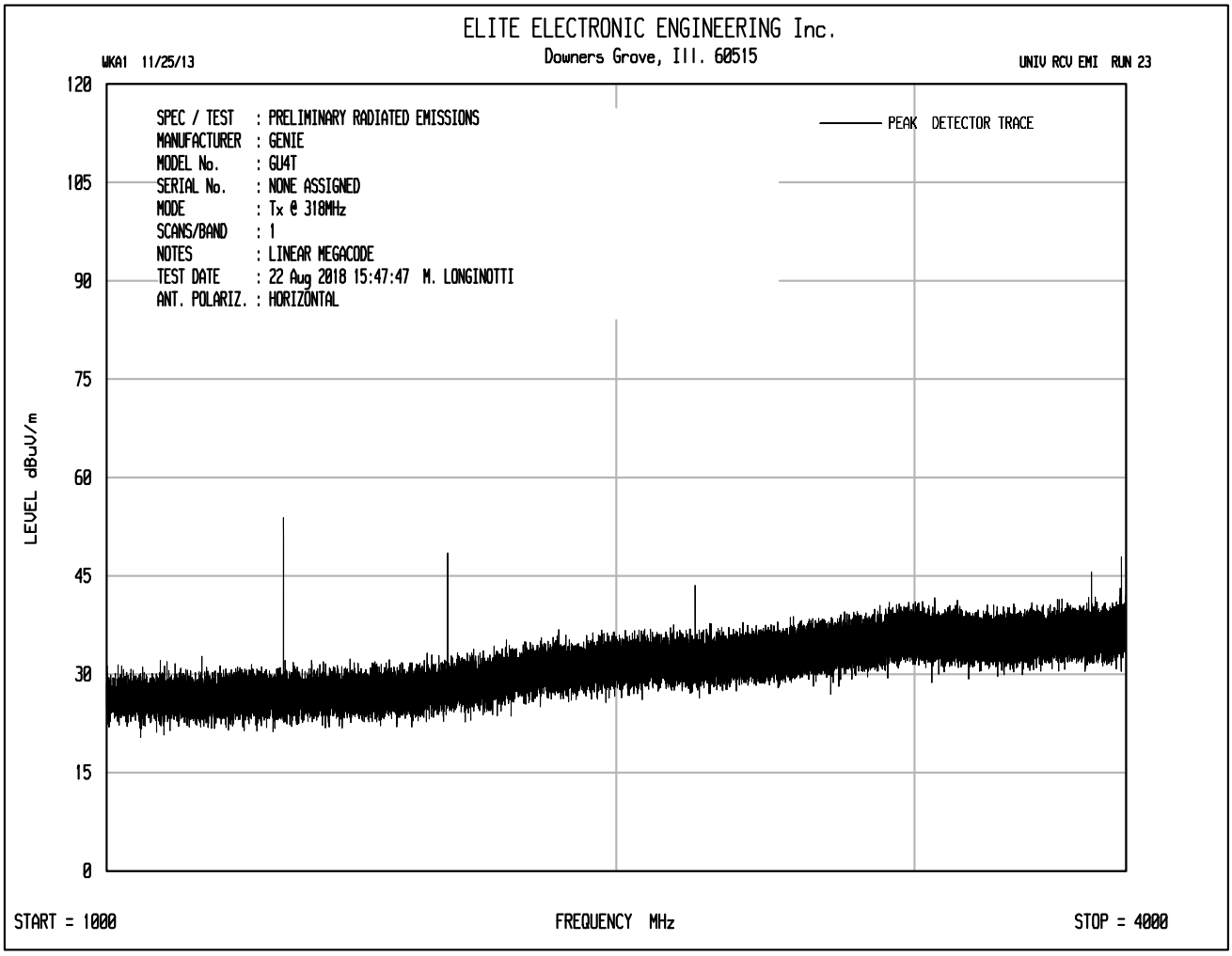
ELITE ELECTRONIC ENGINEERING Inc.
Downers Grove, Ill. 60515
WKA1 11/25/13
UNIV RCV EMI RUN 23
SPEC / TEST : PRELIMINARY RADIATED EMISSIONS
MANUFACTURER : GENIE
MODEL No. : GU4T
SERIAL No. : NONE ASSIGNED
MODE : Tx @ 318MHz
SCANS/BAND : 1
NOTES : LINEAR MEGACODE
TEST DATE : 22 Aug 2018 15:47:47 M. LONGINOTTI
ANT. POLARIZ. : HORIZONTAL
PEAK DETECTOR TRACE
LEVEL dBuV/m
120
105
90
75
60
45
30
15
0
START = 1000
FREQUENCY MHz
STOP = 4000

Linear

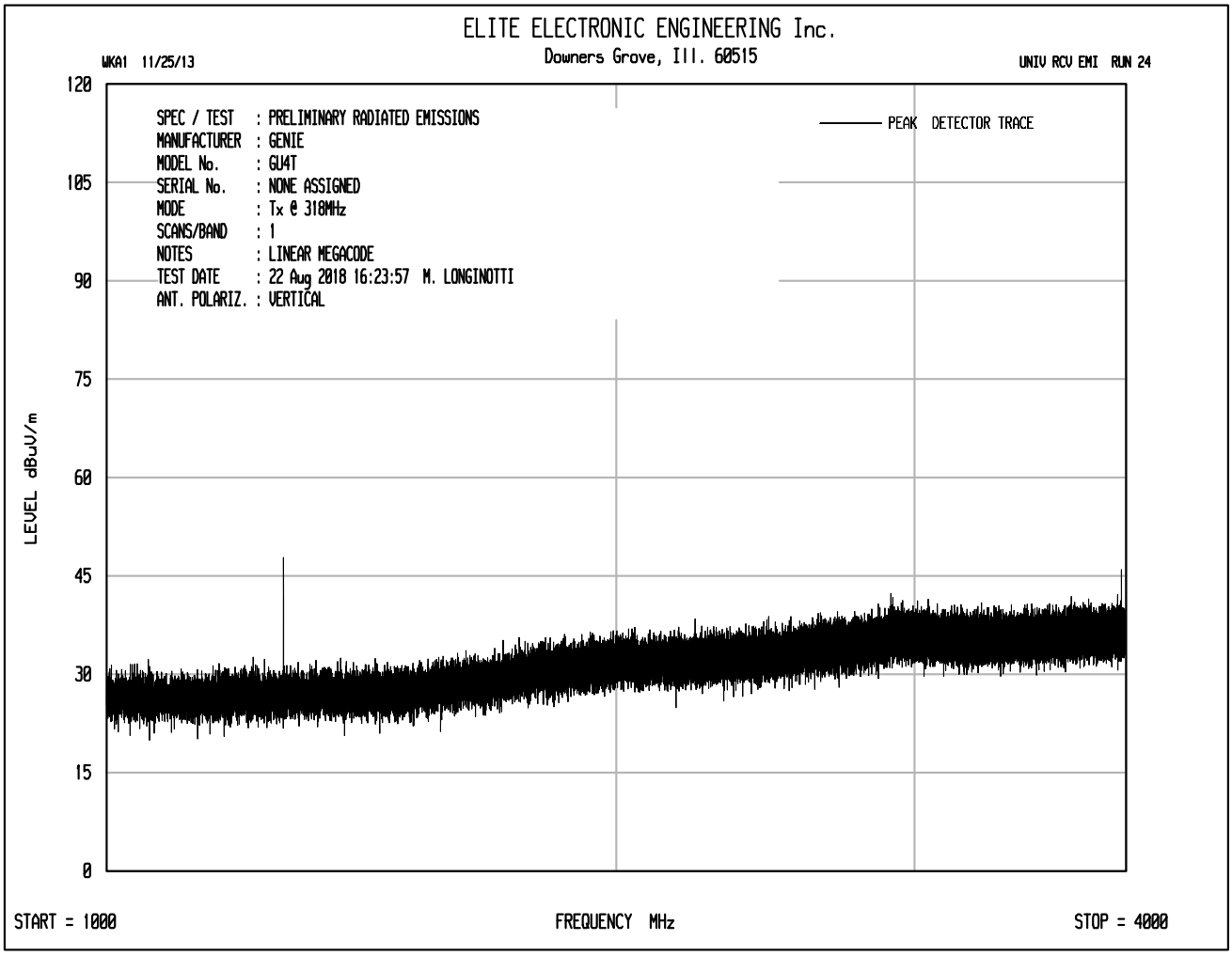
ELITE ELECTRONIC ENGINEERING Inc.
Downers Grove, Ill. 60515
WKA1 11/25/13
UNIV RCV EMI RUN 24
SPEC / TEST : PRELIMINARY RADIATED EMISSIONS
MANUFACTURER : GENIE
MODEL No. : GU4T
SERIAL No. : NONE ASSIGNED
MODE : Tx @ 318MHz
SCANS/BAND : 1
NOTES : LINEAR MEGACODE
TEST DATE : 22 Aug 2018 16:23:57 M. LONGINOTTI
ANT. POLARIZ. : VERTICAL
PEAK DETECTOR TRACE
LEVEL dBuV/m
120
105
90
75
60
45
30
15
0
START = 1000
FREQUENCY MHz
STOP = 4000

Linear

RADIATED EMISSION MEASUREMENTS in a 3 m ANECHOIC ROOM

MANUFACTURER	:	Genie Company
MODEL NO.	:	GU4T
TEST MODE	:	Tx @ 318MHz
NOTES	:	Linear
TEST DATE	:	August 21, 2018

Freq. (MHz)	Ant Pol	Meter Reading (dBuV)	Ambient	CBL Fac (dB)	Ant Fac (dB)	Pre Amp (dB)	Duty Cycle (dB)	Total (dBuV/m)	Total (uV/m)	Limit (uV/m)	Margin (dB)
318.000	H	66.8		0.9	19.5	0.0	-15.4	71.9	3915.3	6166.7	-3.9
318.000	V	46.3		0.9	19.5	0.0	-15.4	51.4	369.6	6166.7	-24.4
636.000	H	40.6		1.3	25.2	0.0	-15.4	51.7	386.1	616.7	-4.1
636.000	V	26.4		1.3	25.2	0.0	-15.4	37.5	75.3	616.7	-18.3
954.000	H	32.4		1.6	27.2	0.0	-15.4	45.8	196.1	616.7	-10.0
954.000	V	27.0		1.6	27.2	0.0	-15.4	40.4	105.3	616.7	-15.4
1272.000	H	24.8		1.9	29.7	0.0	-15.4	41.0	112.3	616.7	-14.8
1272.000	V	21.5		1.9	29.7	0.0	-15.4	37.7	76.8	616.7	-18.1
1590.000	H	24.0		2.1	29.4	0.0	-15.4	40.1	101.0	500.0	-13.9
1590.000	V	21.2		2.1	29.4	0.0	-15.4	37.3	73.1	500.0	-16.7
1908.000	H	19.1		2.3	32.2	0.0	-15.4	38.2	81.4	616.7	-17.6
1908.000	V	17.5		2.3	32.2	0.0	-15.4	36.6	67.7	616.7	-19.2
2226.000	H	18.4		2.5	33.8	0.0	-15.4	39.3	91.9	500.0	-14.7
2226.000	V	16.5		2.5	33.8	0.0	-15.4	37.4	73.9	500.0	-16.6
2544.000	H	20.3		2.7	33.9	0.0	-15.4	41.5	119.2	616.7	-14.3
2544.000	V	17.5	Ambient	2.7	33.9	0.0	-15.4	38.7	86.3	616.7	-17.1
2862.000	H	17.4		2.9	33.1	0.0	-15.4	38.0	79.0	500.0	-16.0
2862.000	V	16.6	Ambient	2.9	33.1	0.0	-15.4	37.2	72.1	500.0	-16.8
3180.000	H	18.3	Ambient	3.0	34.2	0.0	-15.4	40.1	101.7	616.7	-15.7
3180.000	V	17.9	Ambient	3.0	34.2	0.0	-15.4	39.7	97.1	616.7	-16.1

Checked By: MARK E. LONGINOTTI

Mark E. Longinotti

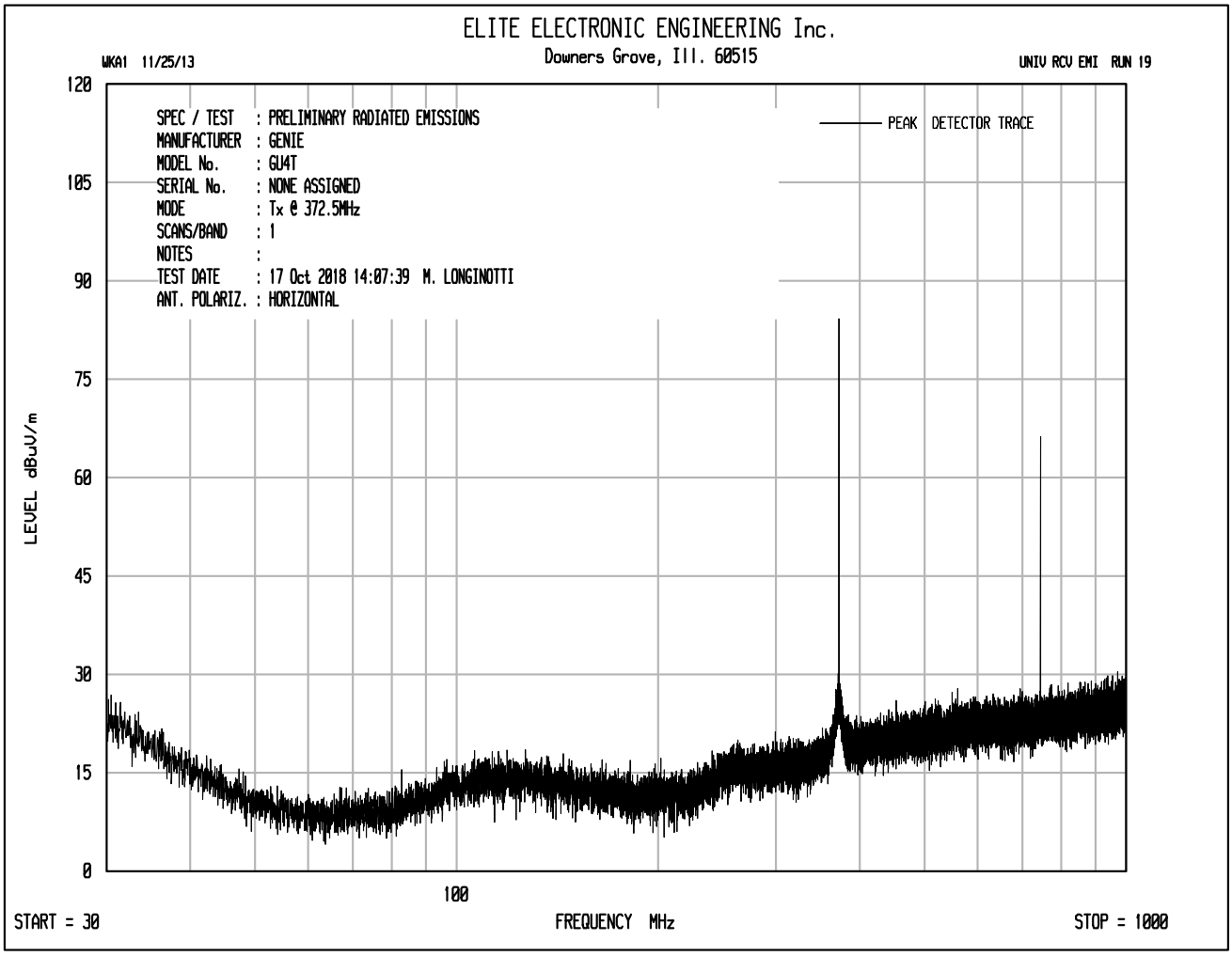

Wayne Dalton

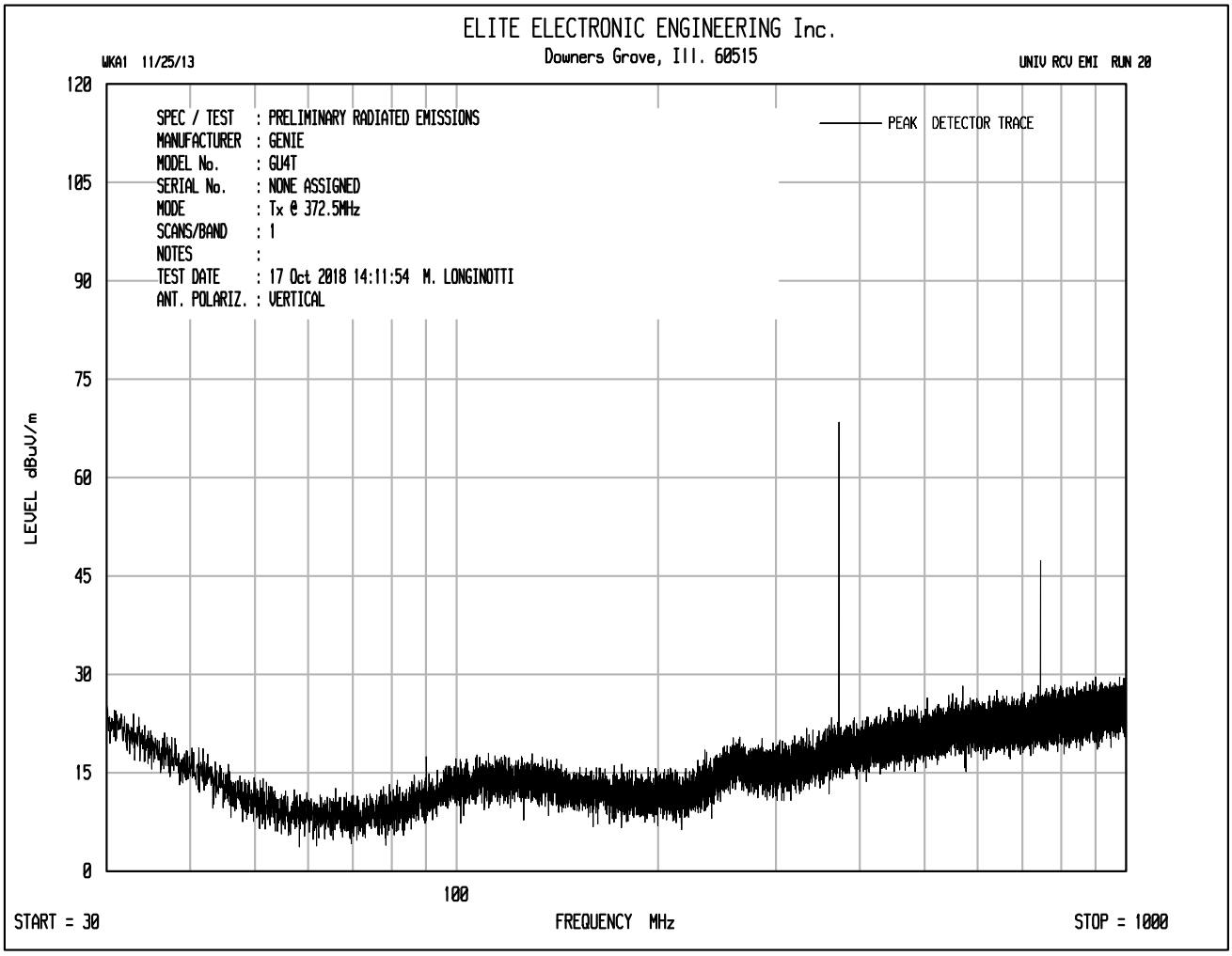

Wayne Dalton

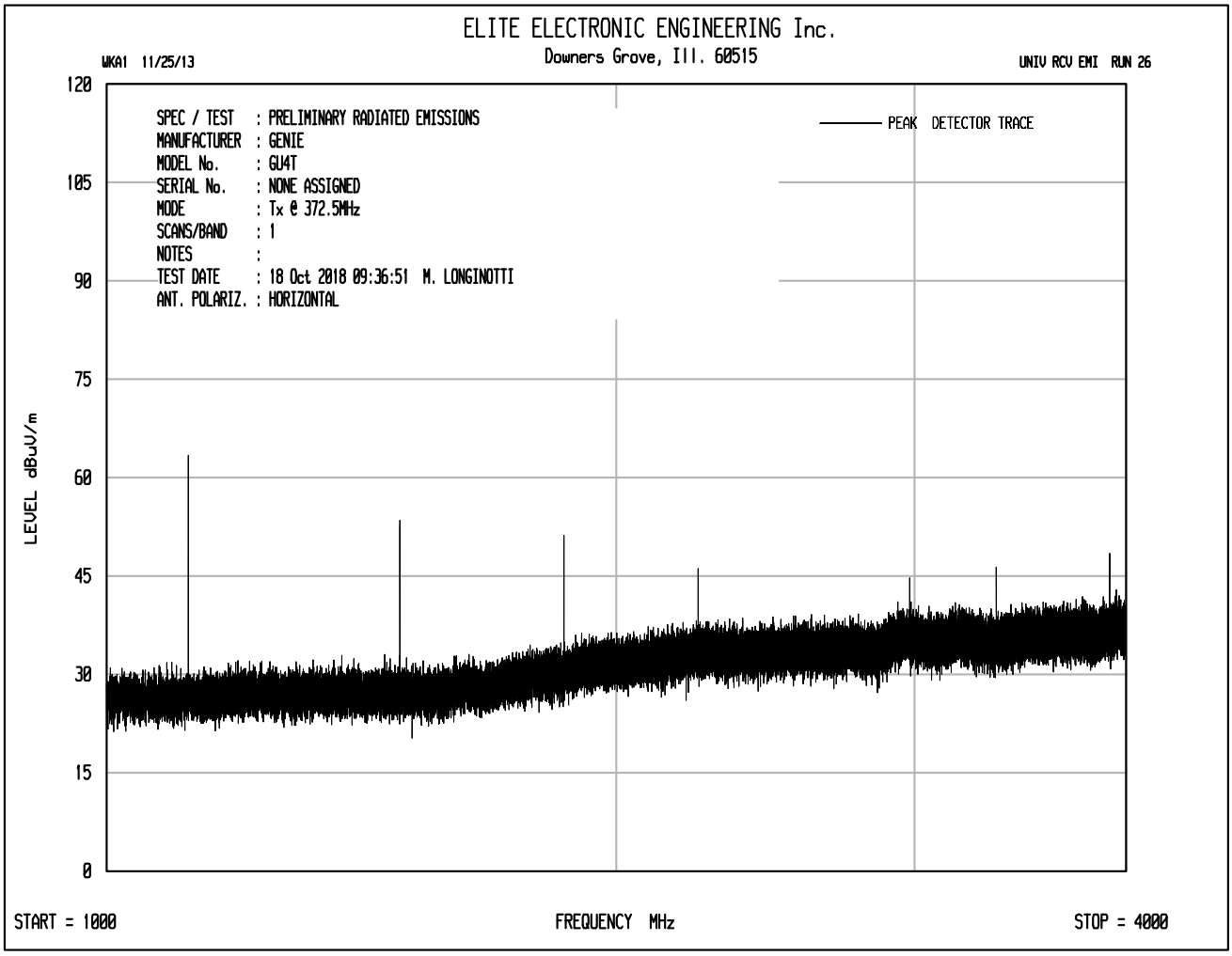

Wayne Dalton

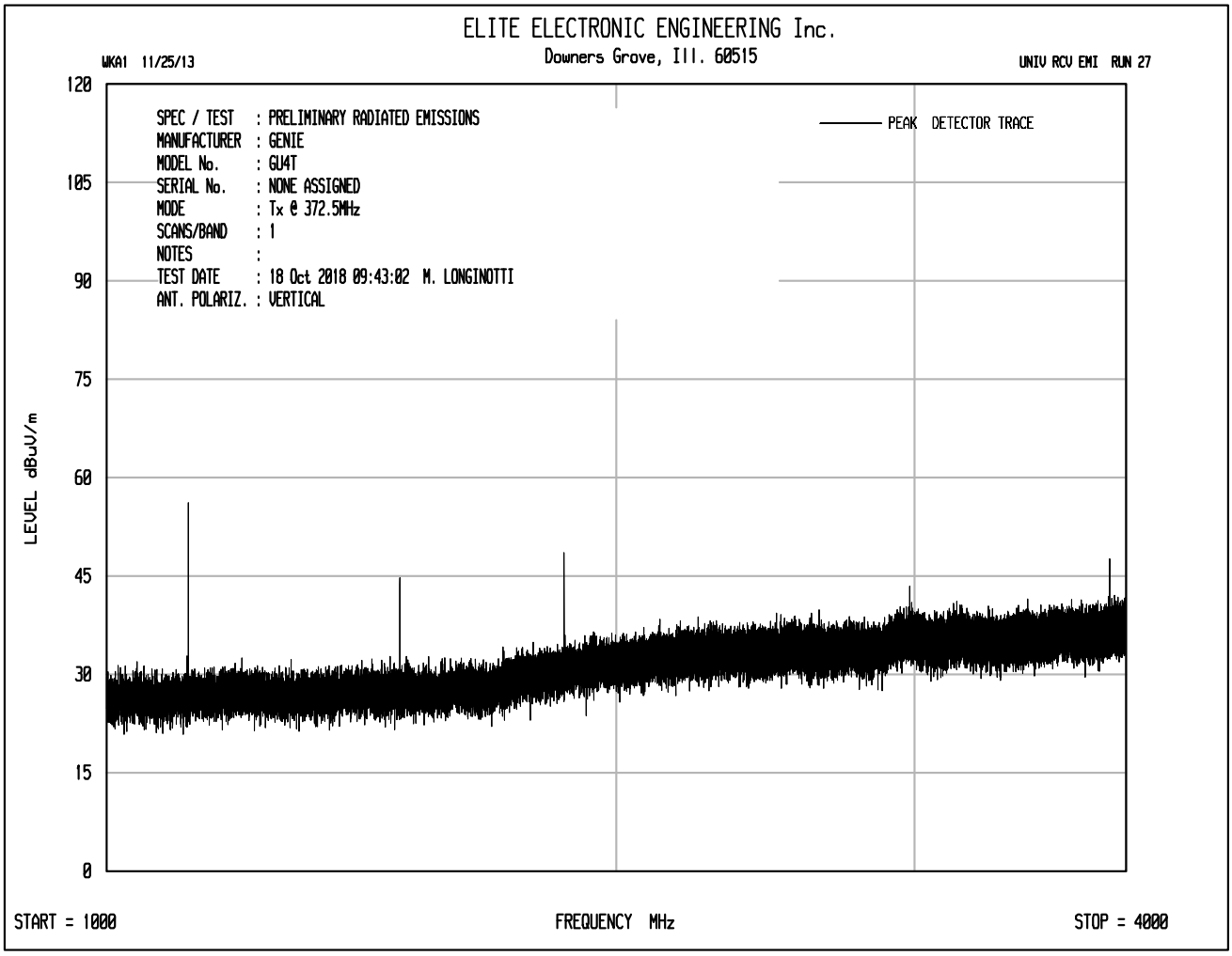

Wayne Dalton

RADIATED EMISSION MEASUREMENTS in a 3 m ANECHOIC ROOM

MANUFACTURER	:	Genie Company
MODEL NO.	:	GU4T
TEST MODE	:	Tx @ 372.5MHz
NOTES	:	Wayne Dalton
TEST DATE	:	October 17, 2018

Freq. (MHz)	Ant Pol	Meter Reading (dBuV)	Ambient	CBL Fac (dB)	Ant Fac (dB)	Pre Amp (dB)	Duty Cycle (dB)	Total (dBuV/m)	Total (uV/m)	Limit (uV/m)	Margin (dB)
372.500	H	62.4		1.0	20.8	0.0	-11.9	72.3	4103.8	8437.5	-6.3
372.500	V	47.4		1.0	20.8	0.0	-11.9	57.3	729.8	8437.5	-21.3
745.000	H	41.5		1.4	25.7	0.0	-11.9	56.7	683.1	843.7	-1.8
745.000	V	29.0		1.4	25.7	0.0	-11.9	44.2	162.0	843.7	-14.3
1117.500	H	33.9		1.7	29.4	0.0	-11.9	53.2	456.4	500.0	-0.8
1117.500	V	27.6		1.7	29.4	0.0	-11.9	46.9	221.0	500.0	-7.1
1490.000	H	26.5		2.0	29.3	0.0	-11.9	45.9	197.6	500.0	-8.1
1490.000	V	22.5		2.0	29.3	0.0	-11.9	41.9	124.7	500.0	-12.1
1862.500	H	24.6		2.3	31.5	0.0	-11.9	46.5	211.4	843.7	-12.0
1862.500	V	21.3		2.3	31.5	0.0	-11.9	43.2	144.6	843.7	-15.3
2235.000	H	19.6		2.5	33.8	0.0	-11.9	44.0	158.9	500.0	-10.0
2235.000	V	18.4		2.5	33.8	0.0	-11.9	42.8	138.4	500.0	-11.2
2607.500	H	19.4		2.7	33.3	0.0	-11.9	43.5	149.8	843.7	-15.0
2607.500	V	18.3		2.7	33.3	0.0	-11.9	42.4	132.0	843.7	-16.1
2980.000	H	19.0		2.9	34.4	0.0	-11.9	44.4	166.3	843.7	-14.1
2980.000	V	18.0		2.9	34.4	0.0	-11.9	43.4	148.2	843.7	-15.1
3352.500	H	17.5	Ambient	3.1	33.5	0.0	-11.9	42.2	128.7	500.0	-11.8
3352.500	V	16.9	Ambient	3.1	33.5	0.0	-11.9	41.6	120.1	500.0	-12.4
3725.000	H	18.0	Ambient	3.3	34.5	0.0	-11.9	43.9	156.1	500.0	-10.1
3725.000	V	17.4	Ambient	3.3	34.5	0.0	-11.9	43.3	145.7	500.0	-10.7

Checked By: MARK E. LONGINOTTI

Mark E. Longinotti

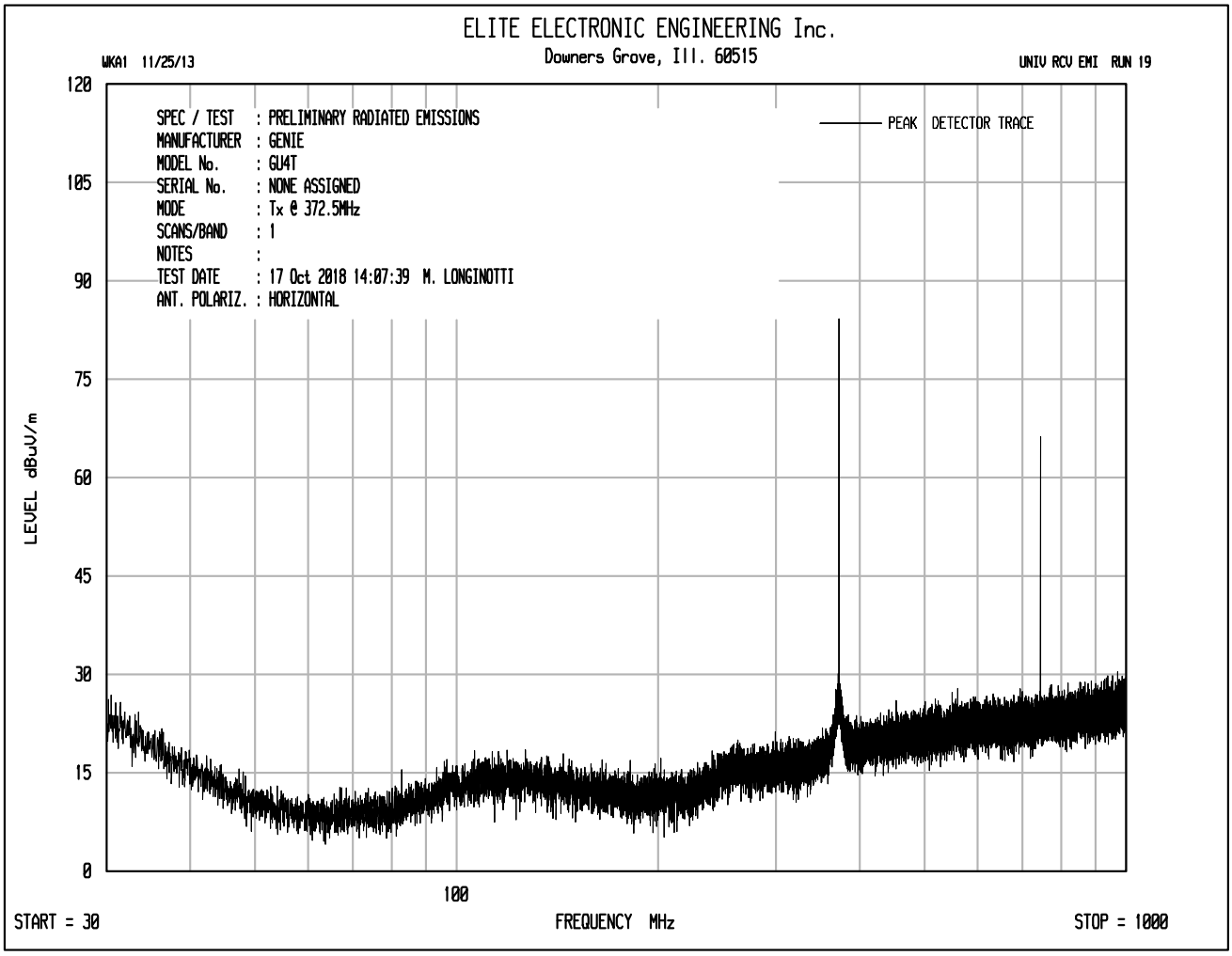
ELITE ELECTRONIC ENGINEERING Inc.
Downers Grove, Ill. 60515
WKA1 11/25/13
UNIV RCV EMI RUN 19
SPEC / TEST : PRELIMINARY RADIATED EMISSIONS
MANUFACTURER : GENIE
MODEL No. : GU4T
SERIAL No. : NONE ASSIGNED
MODE : Tx @ 372.5MHz
SCANS/BAND : 1
NOTES :
TEST DATE : 17 Oct 2018 14:07:39 M. LONGINOTTI
ANT. POLARIZ. : HORIZONTAL
PEAK DETECTOR TRACE
LEVEL dBuV/m
120
105
90
75
60
45
30
15
0
100
START = 30
FREQUENCY MHz
STOP = 1000

Ryobi

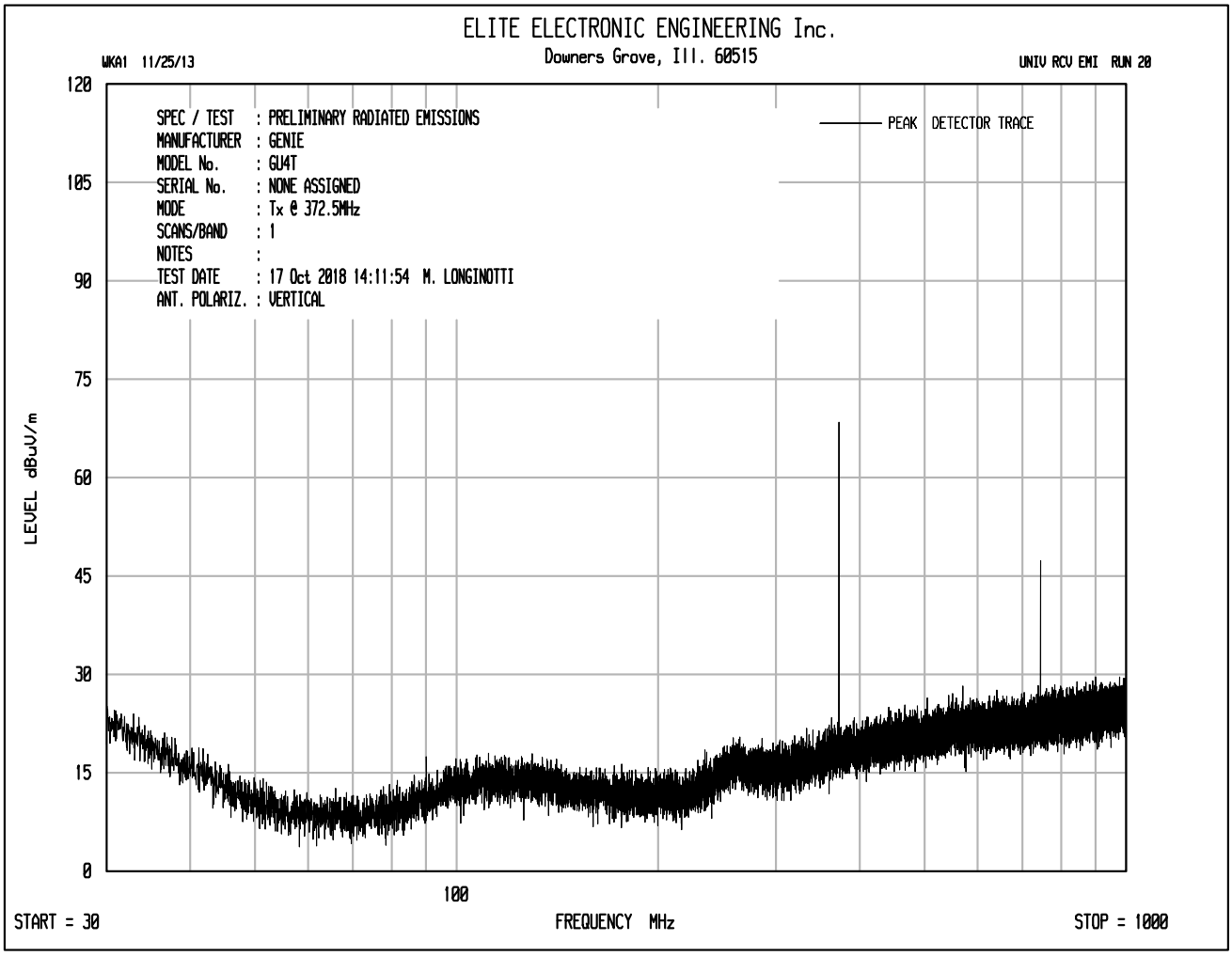
ELITE ELECTRONIC ENGINEERING Inc.
Downers Grove, Ill. 60515
WKA1 11/25/13
UNIV RCV EMI RUN 20
SPEC / TEST : PRELIMINARY RADIATED EMISSIONS
MANUFACTURER : GENIE
MODEL No. : GU4T
SERIAL No. : NONE ASSIGNED
MODE : Tx @ 372.5MHz
SCANS/BAND : 1
NOTES :
TEST DATE : 17 Oct 2018 14:11:54 M. LONGINOTTI
ANT. POLARIZ. : VERTICAL
PEAK DETECTOR TRACE
LEVEL dBuV/m
120
105
90
75
60
45
30
15
0
100
START = 30
FREQUENCY MHz
STOP = 1000

Ryobi

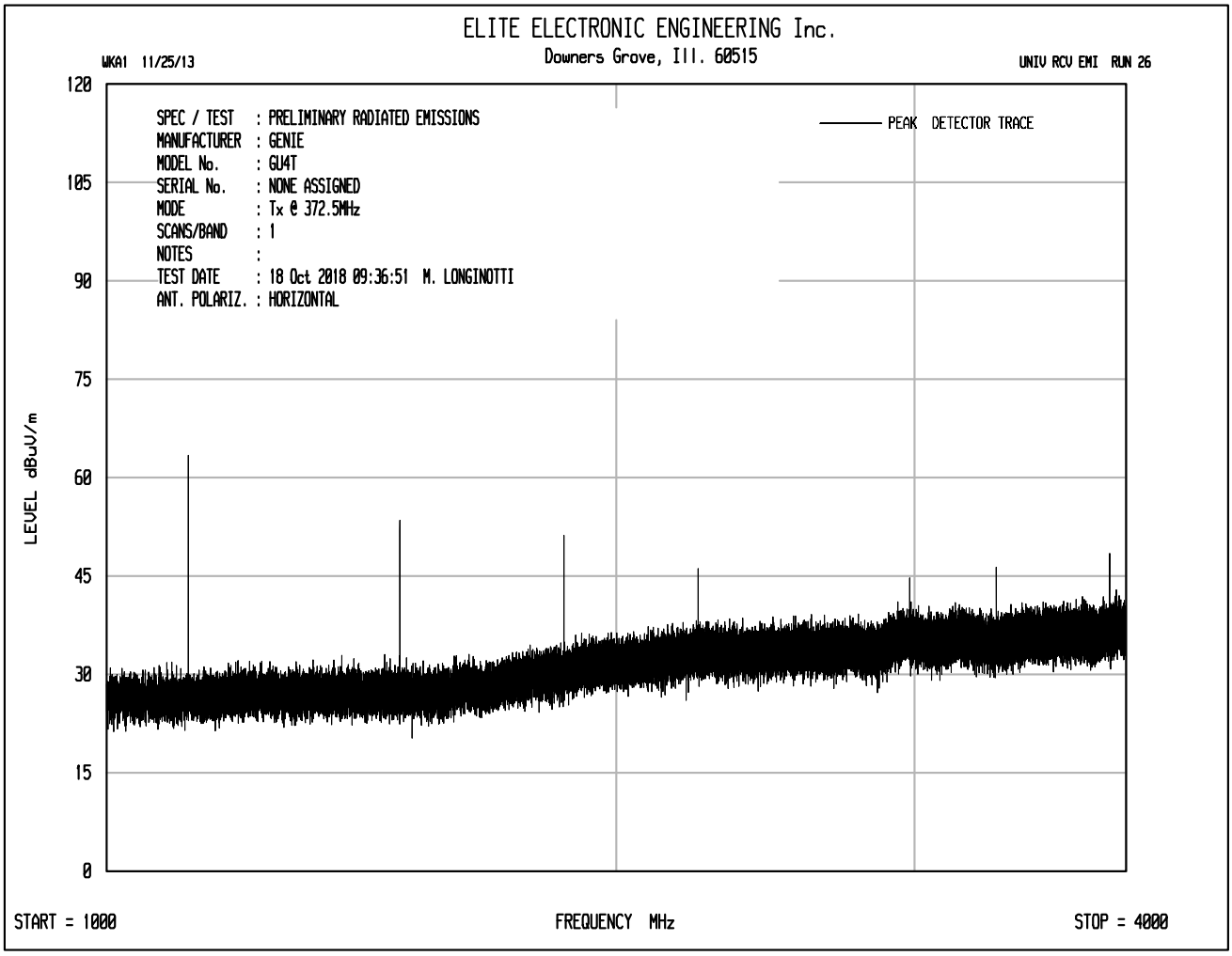
ELITE ELECTRONIC ENGINEERING Inc.
Downers Grove, Ill. 60515
WKA1 11/25/13
UNIV RCV EMI RUN 26
SPEC / TEST : PRELIMINARY RADIATED EMISSIONS
MANUFACTURER : GENIE
MODEL No. : GU4T
SERIAL No. : NONE ASSIGNED
MODE : Tx @ 372.5MHz
SCANS/BAND : 1
NOTES :
TEST DATE : 18 Oct 2018 09:36:51 M. LONGINOTTI
ANT. POLARIZ. : HORIZONTAL
PEAK DETECTOR TRACE
LEVEL dBuV/m
120
105
90
75
60
45
30
15
0
START = 1000
FREQUENCY MHz
STOP = 4000

Ryobi

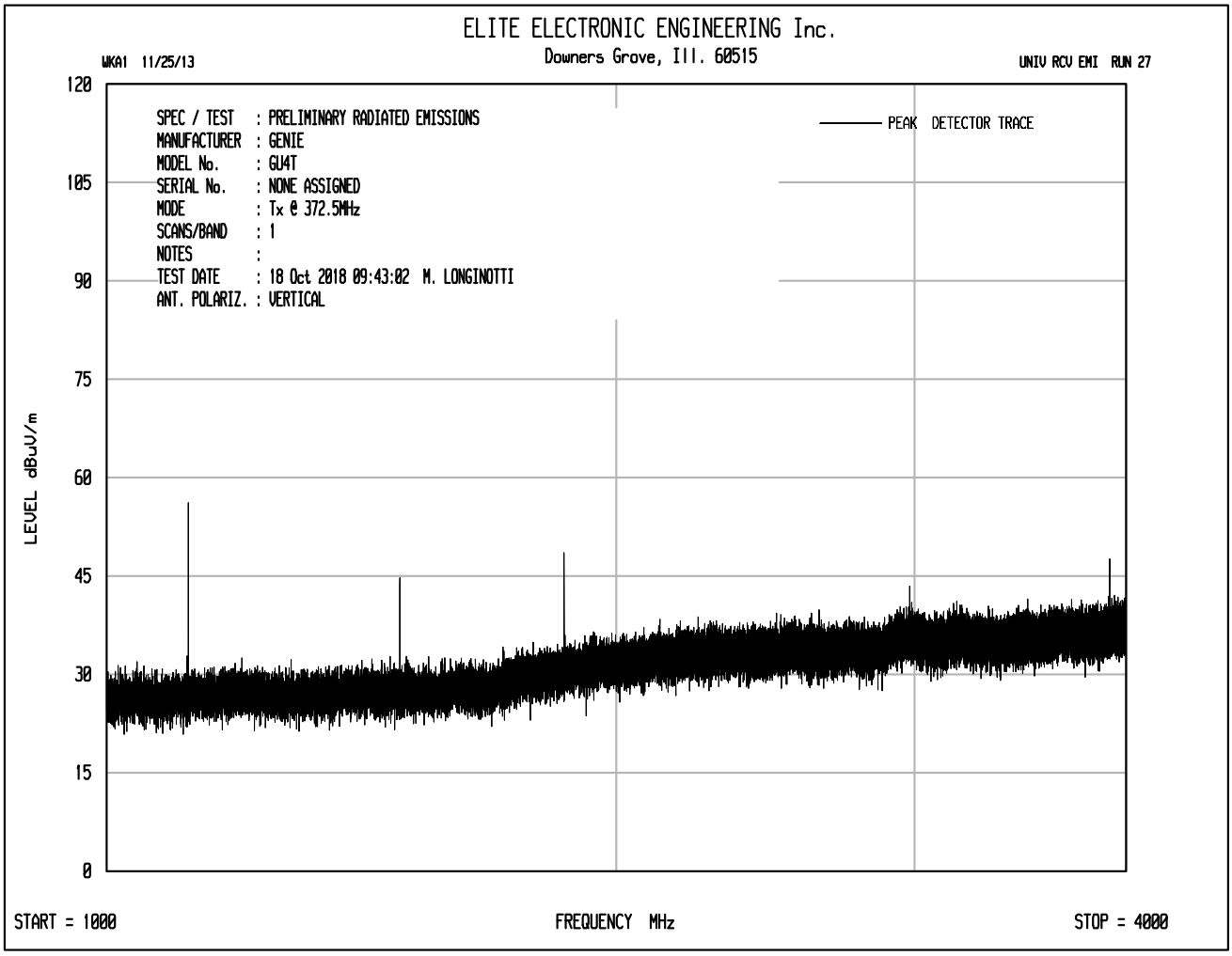
ELITE ELECTRONIC ENGINEERING Inc.
Downers Grove, Ill. 60515
WKA1 11/25/13
UNIV RCV EMI RUN 27
SPEC / TEST : PRELIMINARY RADIATED EMISSIONS
MANUFACTURER : GENIE
MODEL No. : GU4T
SERIAL No. : NONE ASSIGNED
MODE : Tx @ 372.5MHz
SCANS/BAND : 1
NOTES :
TEST DATE : 18 Oct 2018 09:43:02 M. LONGINOTTI
ANT. POLARIZ. : VERTICAL
PEAK DETECTOR TRACE
LEVEL dBuV/m
120
105
90
75
60
45
30
15
0
START = 1000
FREQUENCY MHz
STOP = 4000

Ryobi

RADIATED EMISSION MEASUREMENTS in a 3 m ANECHOIC ROOM

MANUFACTURER	:	Genie Company
MODEL NO.	:	GU4T
TEST MODE	:	Tx @ 372.5MHz
NOTES	:	Ryobi
TEST DATE	:	October 17, 2018

Freq. (MHz)	Ant Pol	Meter Reading (dBuV)	Ambient	CBL Fac (dB)	Ant Fac (dB)	Pre Amp (dB)	Duty Cycle (dB)	Total (dBuV/m)	Total (uV/m)	Limit (uV/m)	Margin (dB)
372.500	H	62.4		1.0	20.8	0.0	-12.0	72.2	4056.8	8437.5	-6.4
372.500	V	47.4		1.0	20.8	0.0	-12.0	57.2	721.4	8437.5	-21.4
745.000	H	41.5		1.4	25.7	0.0	-12.0	56.6	675.3	843.7	-1.9
745.000	V	29.0		1.4	25.7	0.0	-12.0	44.1	160.1	843.7	-14.4
1117.500	H	33.9		1.7	29.4	0.0	-12.0	53.1	451.2	500.0	-0.9
1117.500	V	27.6		1.7	29.4	0.0	-12.0	46.8	218.4	500.0	-7.2
1490.000	H	26.5		2.0	29.3	0.0	-12.0	45.8	195.3	500.0	-8.2
1490.000	V	22.5		2.0	29.3	0.0	-12.0	41.8	123.2	500.0	-12.2
1862.500	H	24.6		2.3	31.5	0.0	-12.0	46.4	209.0	843.7	-12.1
1862.500	V	21.3		2.3	31.5	0.0	-12.0	43.1	142.9	843.7	-15.4
2235.000	H	19.6		2.5	33.8	0.0	-12.0	43.9	157.1	500.0	-10.1
2235.000	V	18.4		2.5	33.8	0.0	-12.0	42.7	136.8	500.0	-11.3
2607.500	H	19.4		2.7	33.3	0.0	-12.0	43.4	148.1	843.7	-15.1
2607.500	V	18.3		2.7	33.3	0.0	-12.0	42.3	130.5	843.7	-16.2
2980.000	H	19.0		2.9	34.4	0.0	-12.0	44.3	164.4	843.7	-14.2
2980.000	V	18.0		2.9	34.4	0.0	-12.0	43.3	146.5	843.7	-15.2
3352.500	H	17.5	Ambient	3.1	33.5	0.0	-12.0	42.1	127.2	500.0	-11.9
3352.500	V	16.9	Ambient	3.1	33.5	0.0	-12.0	41.5	118.7	500.0	-12.5
3725.000	H	18.0	Ambient	3.3	34.5	0.0	-12.0	43.8	154.3	500.0	-10.2
3725.000	V	17.4	Ambient	3.3	34.5	0.0	-12.0	43.2	144.0	500.0	-10.8

Checked By: MARK E. LONGINOTTI

Mark E. Longinotti

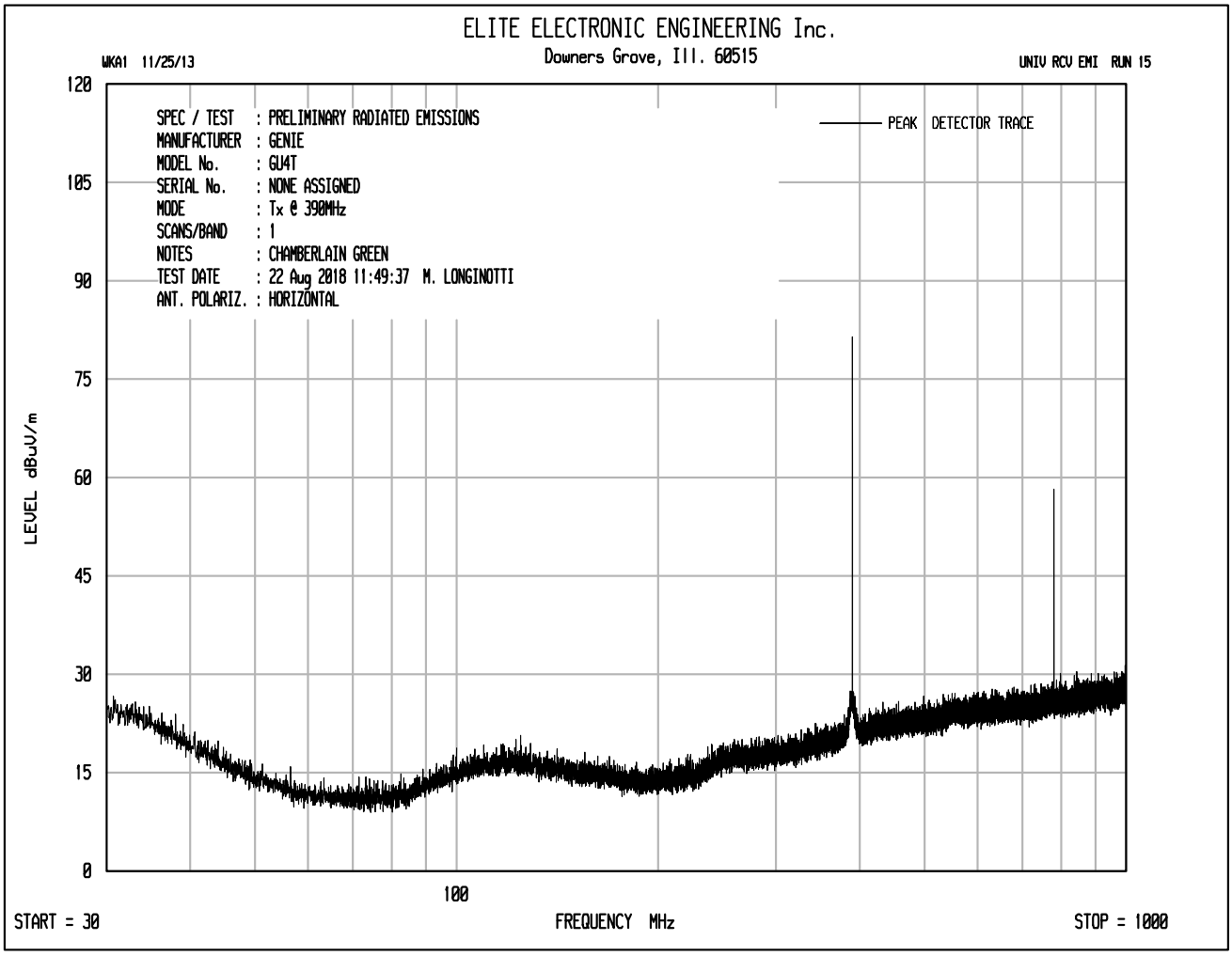
ELITE ELECTRONIC ENGINEERING Inc.
Downers Grove, Ill. 60515
WKA1 11/25/13
UNIV RCV EMI RUN 15
SPEC / TEST : PRELIMINARY RADIATED EMISSIONS
MANUFACTURER : GENIE
MODEL No. : GU4T
SERIAL No. : NONE ASSIGNED
MODE : Tx @ 390MHz
SCANS/BAND : 1
NOTES : CHAMBERLAIN GREEN
TEST DATE : 22 Aug 2018 11:49:37 M. LONGINOTTI
ANT. POLARIZ. : HORIZONTAL
PEAK DETECTOR TRACE
LEVEL dBuV/m
120
105
90
75
60
45
30
15
0
100
START = 30
FREQUENCY MHz
STOP = 1000

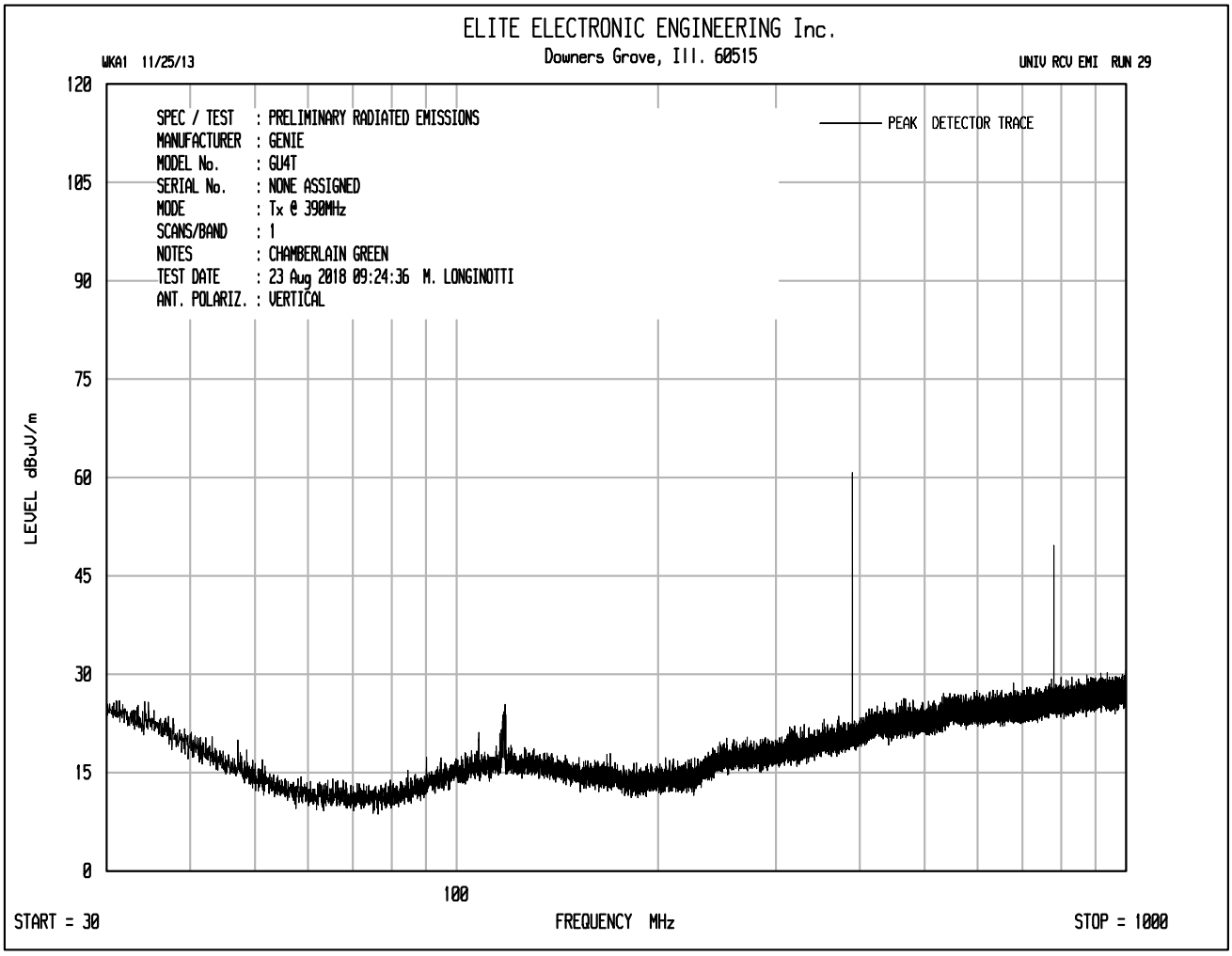
ELITE ELECTRONIC ENGINEERING Inc.
Downers Grove, Ill. 60515
WKA1 11/25/13
UNIV RCV EMI RUN 29
SPEC / TEST : PRELIMINARY RADIATED EMISSIONS
MANUFACTURER : GENIE
MODEL No. : GU4T
SERIAL No. : NONE ASSIGNED
MODE : Tx @ 390MHz
SCANS/BAND : 1
NOTES : CHAMBERLAIN GREEN
TEST DATE : 23 Aug 2018 09:24:36 M. LONGINOTTI
ANT. POLARIZ. : VERTICAL
PEAK DETECTOR TRACE
LEVEL dBuV/m
120
105
90
75
60
45
30
15
0
100
START = 30
FREQUENCY MHz
STOP = 1000

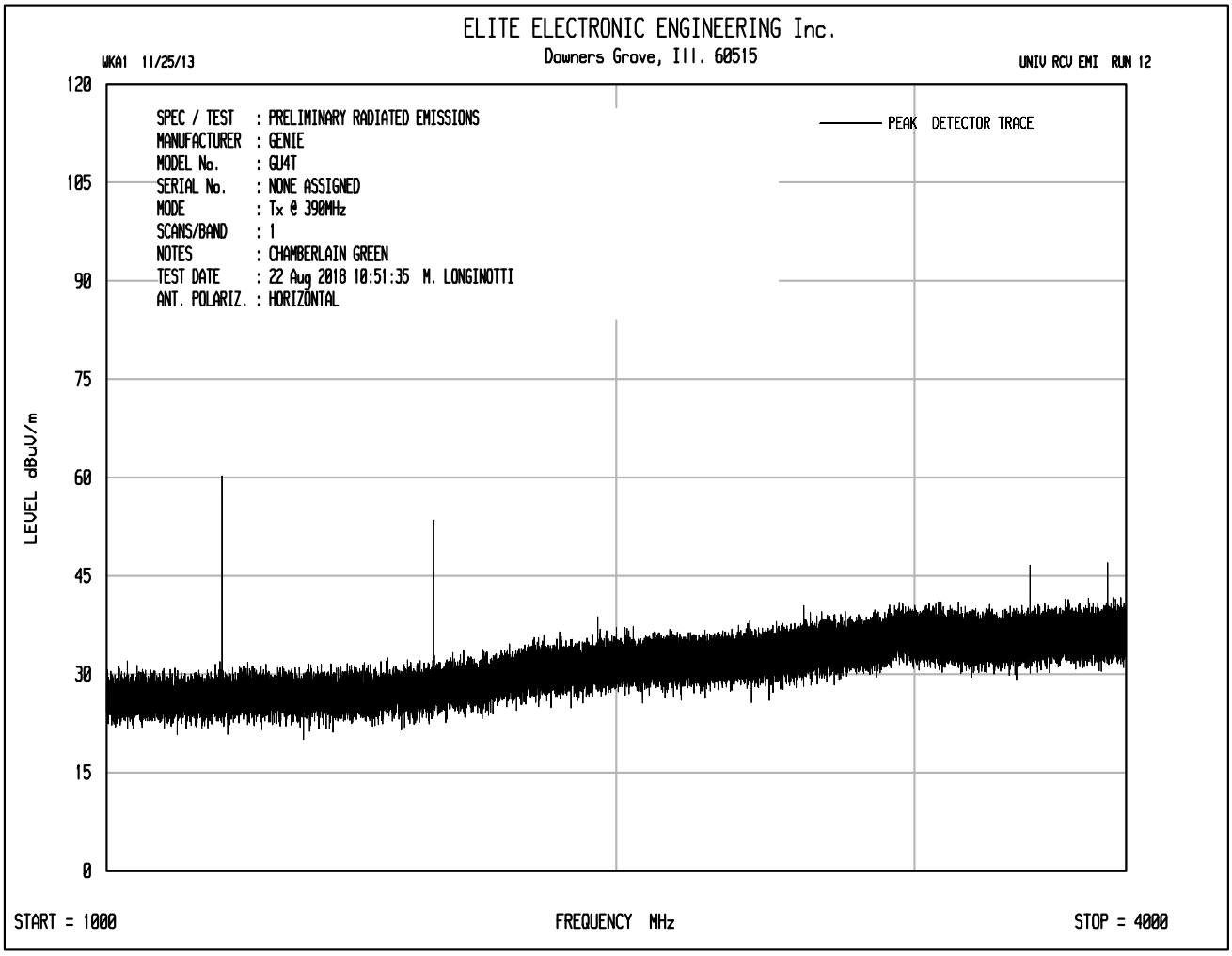
ELITE ELECTRONIC ENGINEERING Inc.
Downers Grove, Ill. 60515
WKA1 11/25/13
UNIV RCV EMI RUN 12
SPEC / TEST : PRELIMINARY RADIATED EMISSIONS
MANUFACTURER : GENIE
MODEL No. : GU4T
SERIAL No. : NONE ASSIGNED
MODE : Tx @ 390MHz
SCANS/BAND : 1
NOTES : CHAMBERLAIN GREEN
TEST DATE : 22 Aug 2018 10:51:35 M. LONGINOTTI
ANT. POLARIZ. : HORIZONTAL
PEAK DETECTOR TRACE
LEVEL dBuV/m
120
105
90
75
60
45
30
15
0
START = 1000
FREQUENCY MHz
STOP = 4000

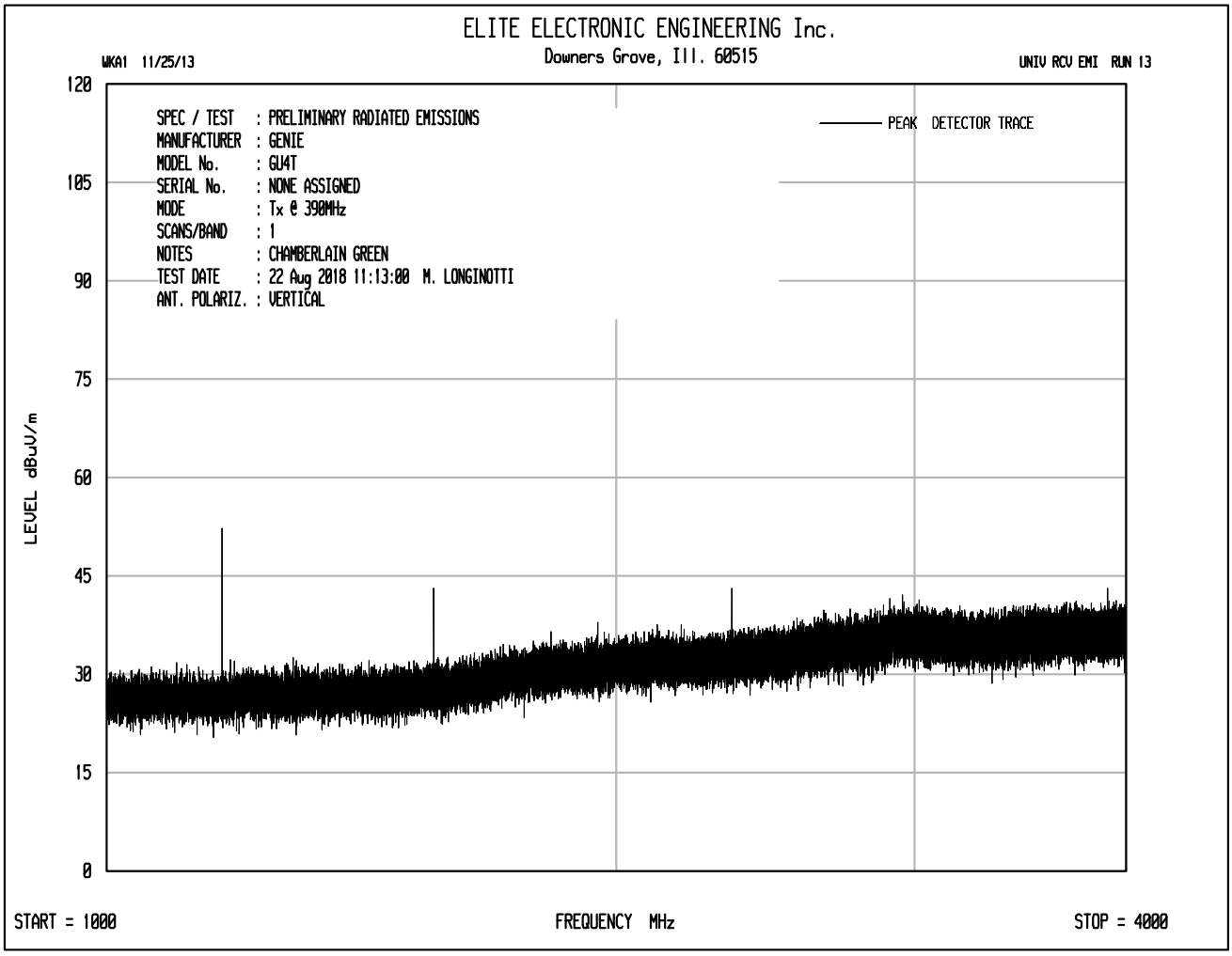
ELITE ELECTRONIC ENGINEERING Inc.
Downers Grove, Ill. 60515
WKA1 11/25/13
UNIV RCV EMI RUN 13
SPEC / TEST : PRELIMINARY RADIATED EMISSIONS
MANUFACTURER : GENIE
MODEL No. : GU4T
SERIAL No. : NONE ASSIGNED
MODE : Tx @ 390MHz
SCANS/BAND : 1
NOTES : CHAMBERLAIN GREEN
TEST DATE : 22 Aug 2018 11:13:00 M. LONGINOTTI
ANT. POLARIZ. : VERTICAL
PEAK DETECTOR TRACE
LEVEL dBuV/m
120
105
90
75
60
45
30
15
0
START = 1000
FREQUENCY MHz
STOP = 4000

RADIATED EMISSION MEASUREMENTS in a 3 m ANECHOIC ROOM

MANUFACTURER	:	Genie Company
MODEL NO.	:	GU4T
TEST MODE	:	Tx @ 390MHz
NOTES	:	Chamberlain Green
TEST DATE	:	August 22 and 23, 2018

Freq. (MHz)	Ant Pol	Meter Reading (dBuV)	Ambient	CBL Fac (dB)	Ant Fac (dB)	Pre Amp (dB)	Duty Cycle (dB)	Total (dBuV/m)	Total (uV/m)	Limit (uV/m)	Margin (dB)
390.000	H	59.5		1.0	21.7	0.0	-9.6	72.6	4259.7	9166.7	-6.7
390.000	V	39.5		1.0	21.7	0.0	-9.6	52.6	426.0	9166.7	-26.7
780.000	H	36.9		1.4	26.0	0.0	-9.6	54.8	547.0	916.7	-4.5
780.000	V	24.1		1.4	26.0	0.0	-9.6	42.0	125.3	916.7	-17.3
1170.000	H	30.5		1.8	29.8	0.0	-9.6	52.4	418.2	500.0	-1.6
1170.000	V	23.6		1.8	29.8	0.0	-9.6	45.5	189.0	500.0	-8.5
1560.000	H	25.7		2.1	29.2	0.0	-9.6	47.3	232.0	500.0	-6.7
1560.000	V	22.6		2.1	29.2	0.0	-9.6	44.2	162.4	500.0	-9.8
1950.000	H	18.6		2.3	32.7	0.0	-9.6	43.9	157.5	916.7	-15.3
1950.000	V	17.6		2.3	32.7	0.0	-9.6	42.9	140.4	916.7	-16.3
2340.000	H	19.8		2.6	33.7	0.0	-9.6	46.4	209.0	500.0	-7.6
2340.000	V	17.0		2.6	33.7	0.0	-9.6	43.6	151.4	500.0	-10.4
2730.000	H	17.6		2.8	33.7	0.0	-9.6	44.4	166.9	500.0	-9.5
2730.000	V	17.3		2.8	33.7	0.0	-9.6	44.1	161.2	500.0	-9.8
3120.000	H	17.8	Ambient	3.0	33.6	0.0	-9.6	44.8	174.1	916.7	-14.4
3120.000	V	17.4	Ambient	3.0	33.6	0.0	-9.6	44.4	166.2	916.7	-14.8
3510.000	H	19.4		3.2	34.1	0.0	-9.6	47.1	226.6	916.7	-12.1
3510.000	V	18.2	Ambient	3.2	34.1	0.0	-9.6	45.9	197.3	916.7	-13.3
3900.000	H	19.9		3.4	34.7	0.0	-9.6	48.3	260.5	500.0	-5.7
3900.000	V	19.2		3.4	34.7	0.0	-9.6	47.6	240.4	500.0	-6.4

Checked By: MARK E. LONGINOTTI

Mark E. Longinotti

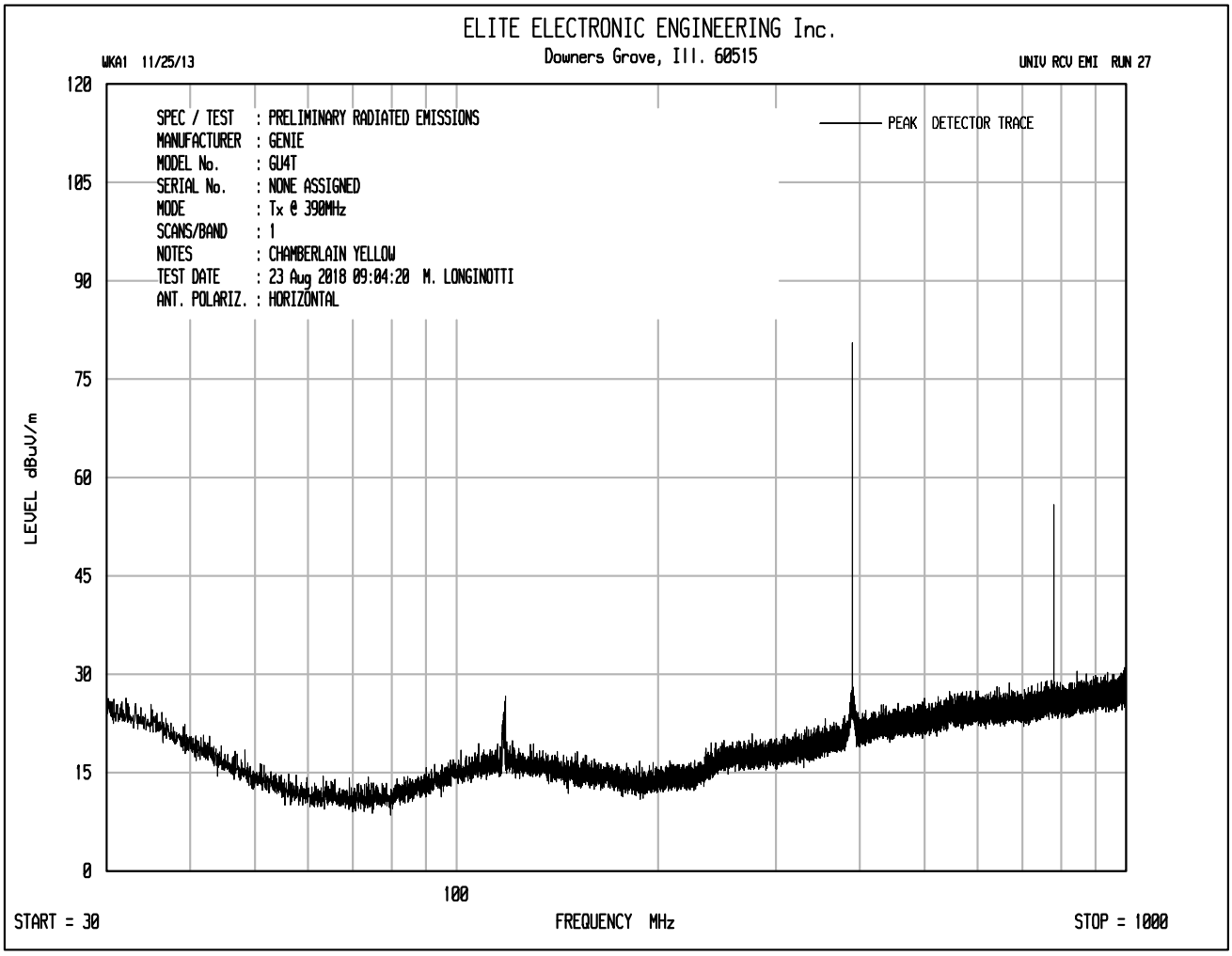

Same power settings used for Chamberlain Orange/Red and Chamberlain Yellow

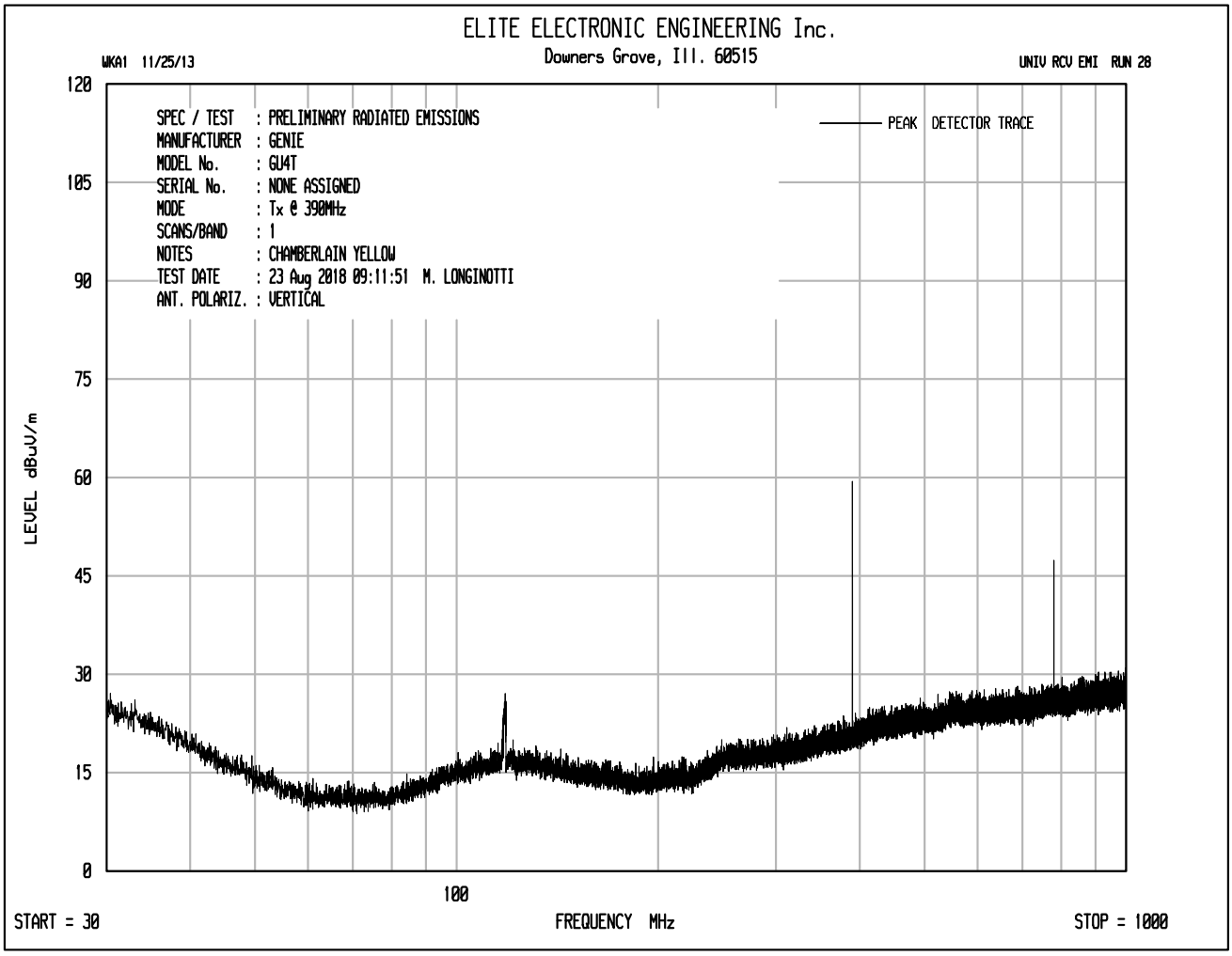

Same power settings used for Chamberlain Orange/Red and Chamberlain Yellow

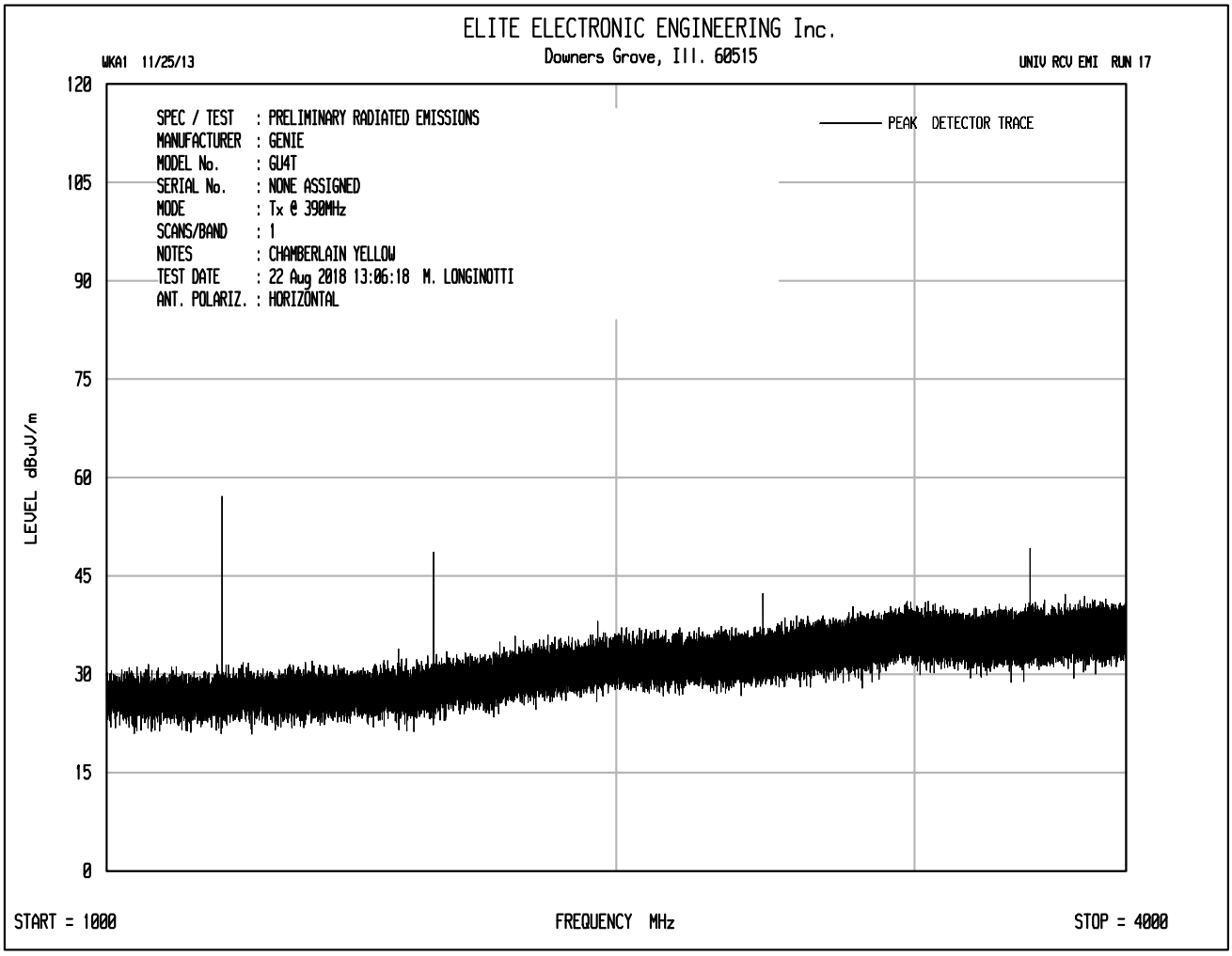

Same power settings used for Chamberlain Orange/Red and Chamberlain Yellow

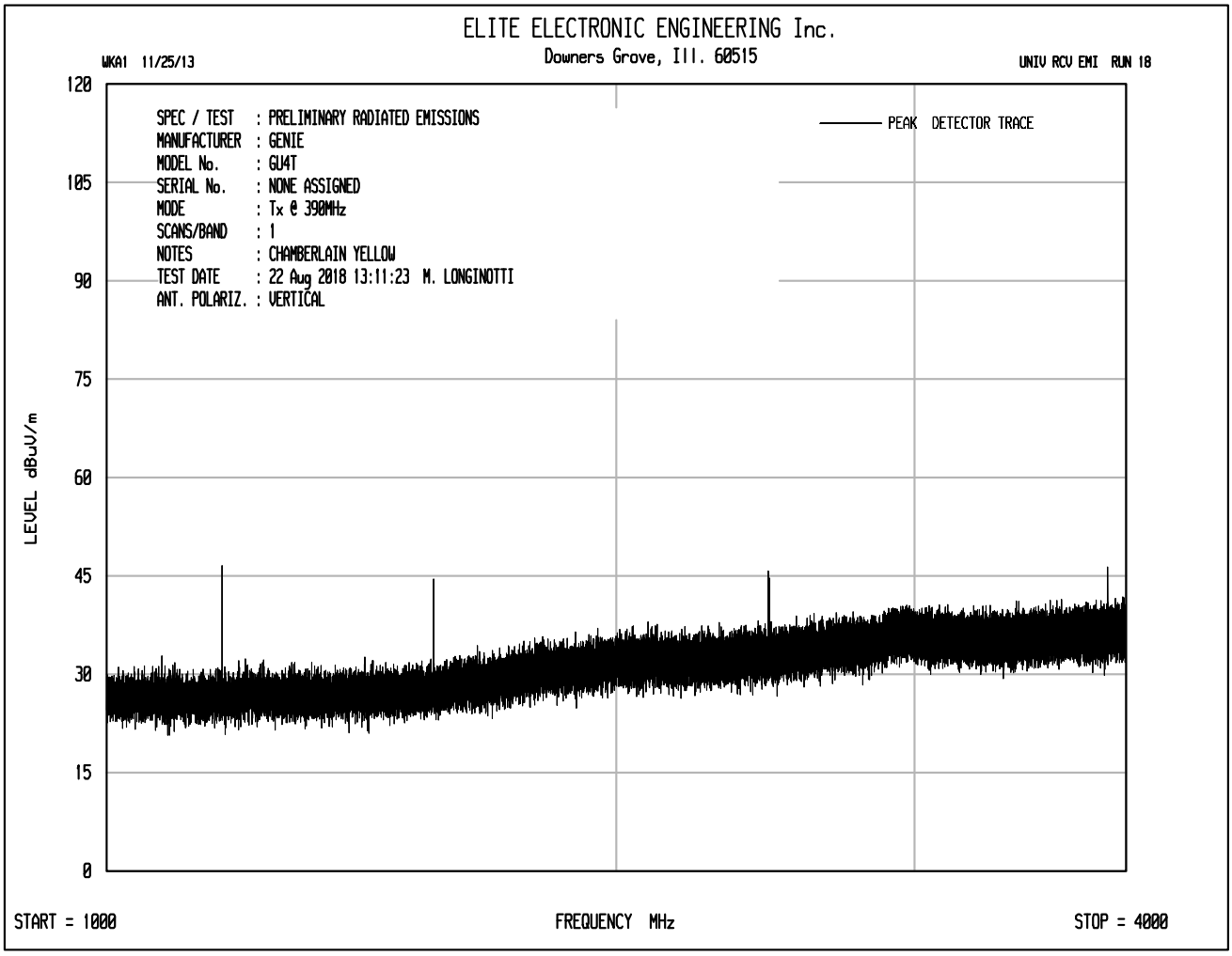

Same power settings used for Chamberlain Orange/Red and Chamberlain Yellow

RADIATED EMISSION MEASUREMENTS in a 3 m ANECHOIC ROOM

MANUFACTURER	:	Genie Company
MODEL NO.	:	GU4T
TEST MODE	:	Tx @ 390MHz
NOTES	:	Chamberlain Orange/Red
TEST DATE	:	August 22 and 23, 2018

Freq. (MHz)	Ant Pol	Meter Reading (dBuV)	Ambient	CBL Fac (dB)	Ant Fac (dB)	Pre Amp (dB)	Duty Cycle (dB)	Total (dBuV/m)	Total (uV/m)	Limit (uV/m)	Margin (dB)
390.000	H	58.6		1.0	21.7	0.0	-6.7	74.7	5406.0	9166.7	-4.6
390.000	V	37.6		1.0	21.7	0.0	-6.7	53.7	481.8	9166.7	-25.6
780.000	H	34.0		1.4	26.0	0.0	-6.7	54.8	551.4	916.7	-4.4
780.000	V	17.6		1.4	26.0	0.0	-6.7	38.4	83.5	916.7	-20.8
1170.000	H	27.5		1.8	29.8	0.0	-6.7	52.4	416.7	500.0	-1.6
1170.000	V	19.8		1.8	29.8	0.0	-6.7	44.7	171.7	500.0	-9.3
1560.000	H	24.0		2.1	29.2	0.0	-6.7	48.6	268.6	500.0	-5.4
1560.000	V	20.9		2.1	29.2	0.0	-6.7	45.5	188.0	500.0	-8.5
1950.000	H	17.3		2.3	32.7	0.0	-6.7	45.6	190.9	916.7	-13.6
1950.000	V	16.1		2.3	32.7	0.0	-6.7	44.4	166.3	916.7	-14.8
2340.000	H	16.5		2.6	33.7	0.0	-6.7	46.1	201.2	500.0	-7.9
2340.000	V	15.8		2.6	33.7	0.0	-6.7	45.4	185.6	500.0	-8.6
2730.000	H	17.2		2.8	33.7	0.0	-6.7	47.0	224.3	500.0	-7.0
2730.000	V	16.9		2.8	33.7	0.0	-6.7	46.7	216.7	500.0	-7.3
3120.000	H	18.0	Ambient	3.0	33.6	0.0	-6.7	48.0	250.7	916.7	-11.3
3120.000	V	17.6	Ambient	3.0	33.6	0.0	-6.7	47.6	239.4	916.7	-11.7
3510.000	H	19.6		3.2	34.1	0.0	-6.7	50.3	326.4	916.7	-9.0
3510.000	V	18.6	Ambient	3.2	34.1	0.0	-6.7	49.3	290.9	916.7	-10.0
3900.000	H	20.0		3.4	34.7	0.0	-6.7	51.4	371.0	500.0	-2.6
3900.000	V	18.6		3.4	34.7	0.0	-6.7	50.0	315.8	500.0	-4.0

Checked By: MARK E. LONGINOTTI

Mark E. Longinotti

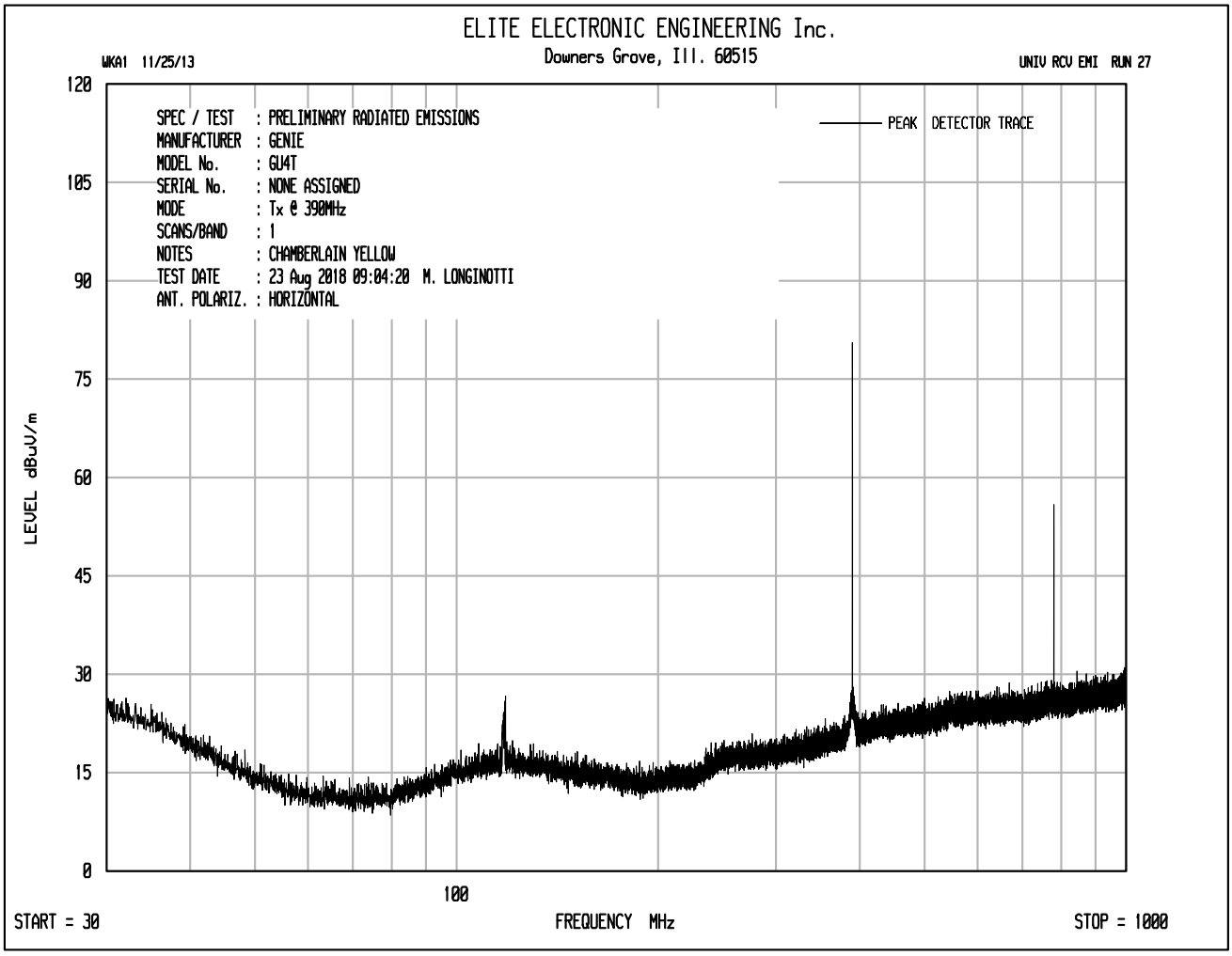
ELITE ELECTRONIC ENGINEERING Inc.
Downers Grove, Ill. 60515
WKA1 11/25/13
UNIV RCV EMI RUN 27
SPEC / TEST : PRELIMINARY RADIATED EMISSIONS
MANUFACTURER : GENIE
MODEL No. : GU4T
SERIAL No. : NONE ASSIGNED
MODE : Tx @ 390MHz
SCANS/BAND : 1
NOTES : CHAMBERLAIN YELLOW
TEST DATE : 23 Aug 2018 09:04:20 M. LONGINOTTI
ANT. POLARIZ. : HORIZONTAL
PEAK DETECTOR TRACE
LEVEL dBuV/m
120
105
90
75
60
45
30
15
0
100
START = 30
FREQUENCY MHz
STOP = 1000

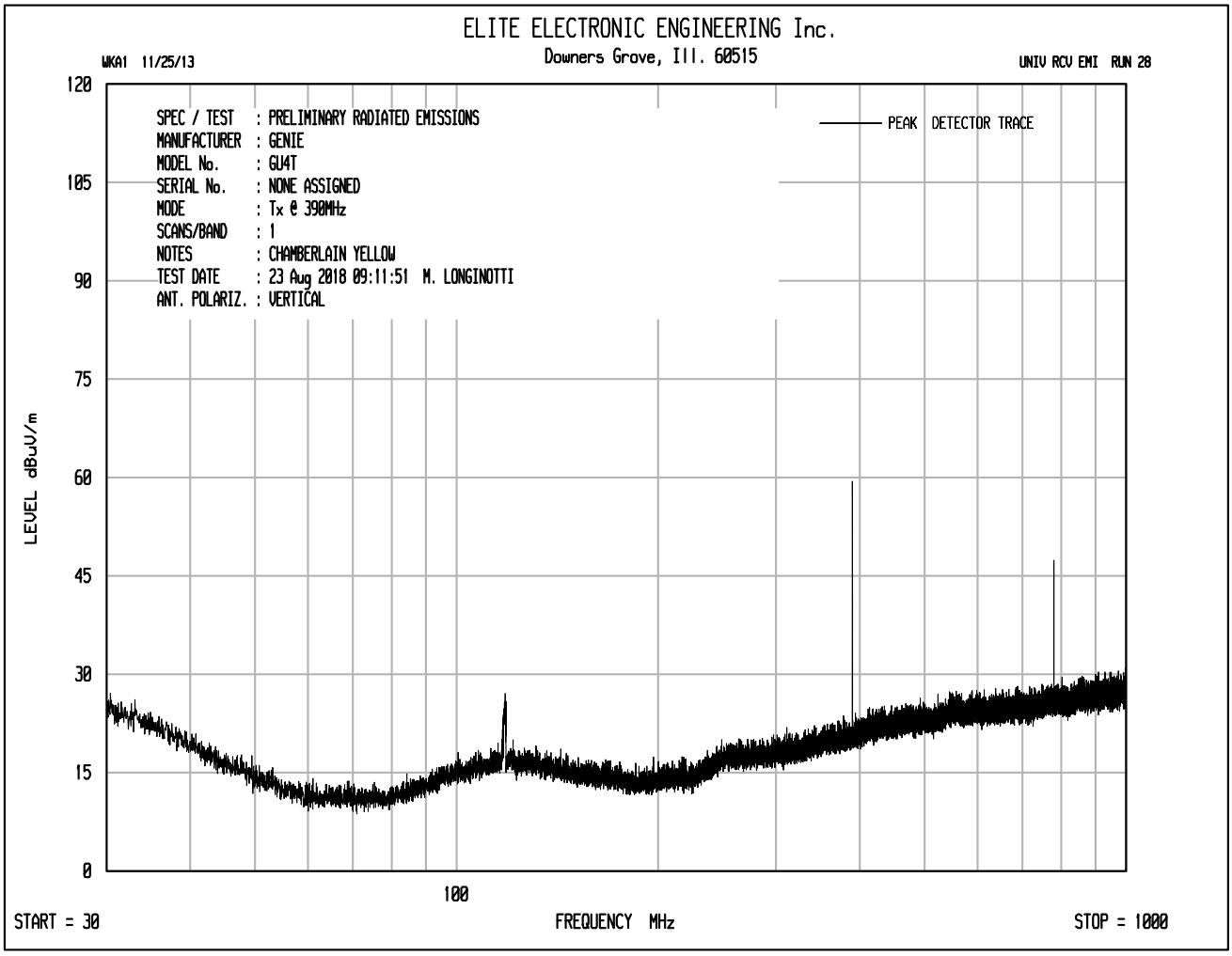
ELITE ELECTRONIC ENGINEERING Inc.
Downers Grove, Ill. 60515
WKA1 11/25/13
UNIV RCV EMI RUN 28
SPEC / TEST : PRELIMINARY RADIATED EMISSIONS
MANUFACTURER : GENIE
MODEL No. : GU4T
SERIAL No. : NONE ASSIGNED
MODE : Tx @ 390MHz
SCANS/BAND : 1
NOTES : CHAMBERLAIN YELLOW
TEST DATE : 23 Aug 2018 09:11:51 M. LONGINOTTI
ANT. POLARIZ. : VERTICAL
PEAK DETECTOR TRACE
LEVEL dBuV/m
120
105
90
75
60
45
30
15
0
100
START = 30
FREQUENCY MHz
STOP = 1000

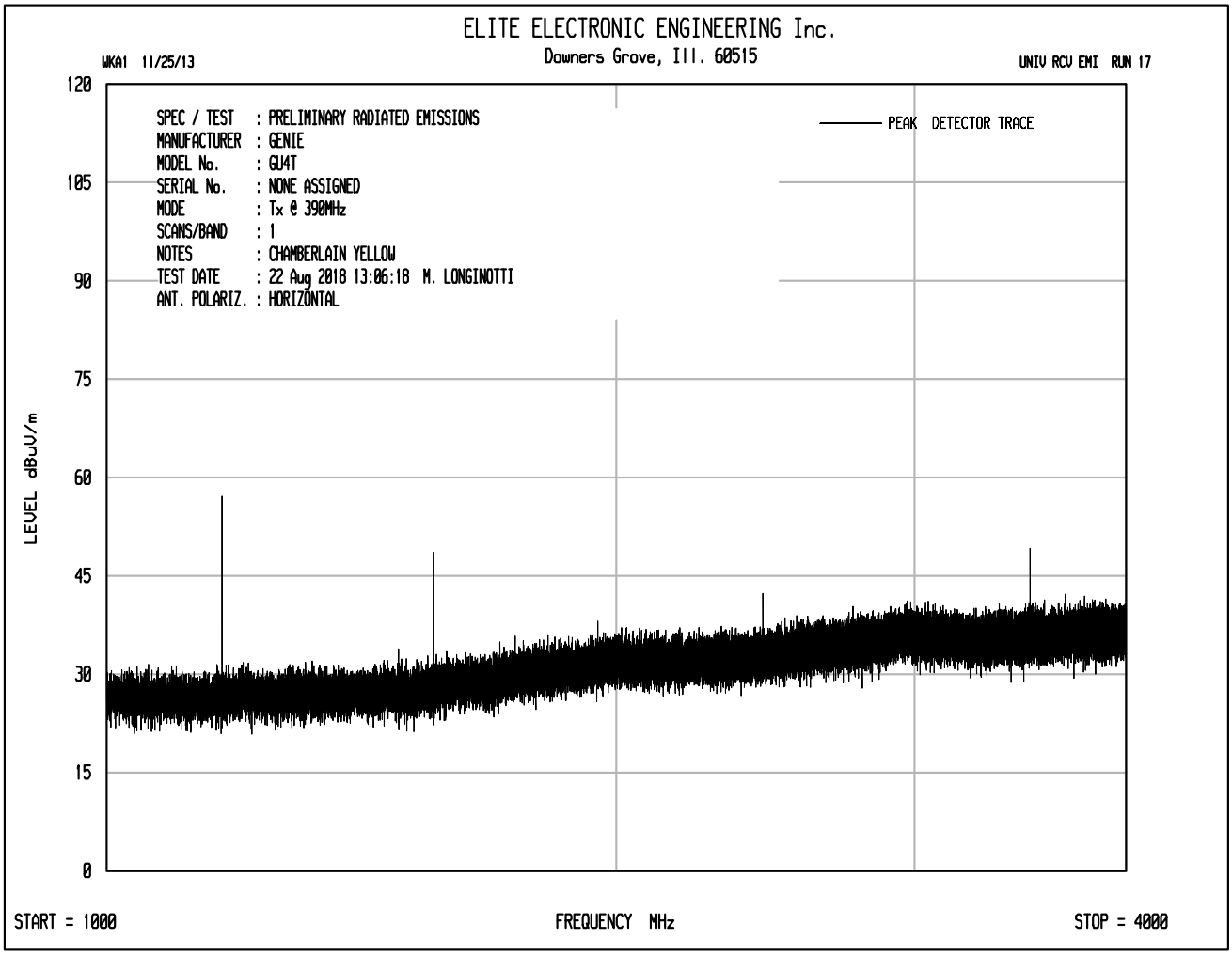
ELITE ELECTRONIC ENGINEERING Inc.
Downers Grove, Ill. 60515
WKA1 11/25/13
UNIV RCV EMI RUN 17
SPEC / TEST : PRELIMINARY RADIATED EMISSIONS
MANUFACTURER : GENIE
MODEL No. : GU4T
SERIAL No. : NONE ASSIGNED
MODE : Tx @ 390MHz
SCANS/BAND : 1
NOTES : CHAMBERLAIN YELLOW
TEST DATE : 22 Aug 2018 13:06:18 M. LONGINOTTI
ANT. POLARIZ. : HORIZONTAL
PEAK DETECTOR TRACE
LEVEL dBuV/m
120
105
90
75
60
45
30
15
0
START = 1000
FREQUENCY MHz
STOP = 4000

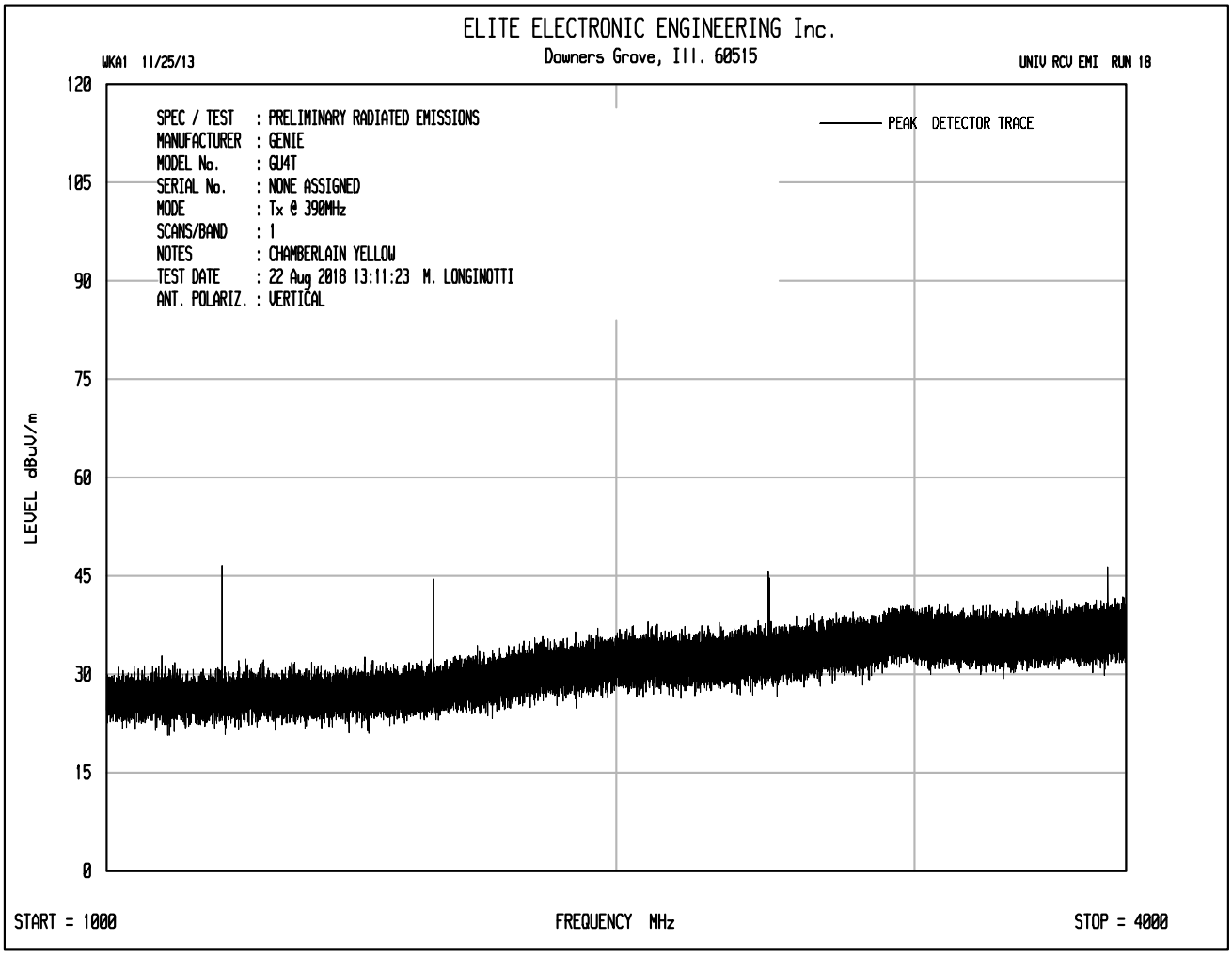
ELITE ELECTRONIC ENGINEERING Inc.
Downers Grove, Ill. 60515
WKA1 11/25/13
UNIV RCV EMI RUN 18
SPEC / TEST : PRELIMINARY RADIATED EMISSIONS
MANUFACTURER : GENIE
MODEL No. : GU4T
SERIAL No. : NONE ASSIGNED
MODE : Tx @ 390MHz
SCANS/BAND : 1
NOTES : CHAMBERLAIN YELLOW
TEST DATE : 22 Aug 2018 13:11:23 M. LONGINOTTI
ANT. POLARIZ. : VERTICAL
PEAK DETECTOR TRACE
LEVEL dBuV/m
120
105
90
75
60
45
30
15
0
START = 1000
FREQUENCY MHz
STOP = 4000

RADIATED EMISSION MEASUREMENTS in a 3 m ANECHOIC ROOM

MANUFACTURER	:	Genie Company
MODEL NO.	:	GU4T
TEST MODE	:	Tx @ 390MHz
NOTES	:	Chamberlain Yellow
TEST DATE	:	August 22 and 23, 2018

Freq. (MHz)	Ant Pol	Meter Reading (dBuV)	Ambient	CBL Fac (dB)	Ant Fac (dB)	Pre Amp (dB)	Duty Cycle (dB)	Total (dBuV/m)	Total (uV/m)	Limit (uV/m)	Margin (dB)
390.000	H	58.6		1.0	21.7	0.0	-6.2	75.1	5693.5	9166.7	-4.1
390.000	V	37.6		1.0	21.7	0.0	-6.2	54.1	507.4	9166.7	-25.1
780.000	H	34.0		1.4	26.0	0.0	-6.2	55.3	580.7	916.7	-4.0
780.000	V	17.6		1.4	26.0	0.0	-6.2	38.9	87.9	916.7	-20.4
1170.000	H	27.5		1.8	29.8	0.0	-6.2	52.8	438.9	500.0	-1.1
1170.000	V	19.8		1.8	29.8	0.0	-6.2	45.1	180.9	500.0	-8.8
1560.000	H	24.0		2.1	29.2	0.0	-6.2	49.0	282.9	500.0	-4.9
1560.000	V	20.9		2.1	29.2	0.0	-6.2	45.9	198.0	500.0	-8.0
1950.000	H	17.3		2.3	32.7	0.0	-6.2	46.1	201.1	916.7	-13.2
1950.000	V	16.1		2.3	32.7	0.0	-6.2	44.9	175.1	916.7	-14.4
2340.000	H	16.5		2.6	33.7	0.0	-6.2	46.5	211.9	500.0	-7.5
2340.000	V	15.8		2.6	33.7	0.0	-6.2	45.8	195.5	500.0	-8.2
2730.000	H	17.2		2.8	33.7	0.0	-6.2	47.5	236.3	500.0	-6.5
2730.000	V	16.9		2.8	33.7	0.0	-6.2	47.2	228.2	500.0	-6.8
3120.000	H	18.0	Ambient	3.0	33.6	0.0	-6.2	48.4	264.1	916.7	-10.8
3120.000	V	17.6	Ambient	3.0	33.6	0.0	-6.2	48.0	252.2	916.7	-11.2
3510.000	H	19.6		3.2	34.1	0.0	-6.2	50.7	343.7	916.7	-8.5
3510.000	V	18.6	Ambient	3.2	34.1	0.0	-6.2	49.7	306.4	916.7	-9.5
3900.000	H	20.0		3.4	34.7	0.0	-6.2	51.8	390.7	500.0	-2.1
3900.000	V	18.6		3.4	34.7	0.0	-6.2	50.4	332.6	500.0	-3.5

Checked By: MARK E. LONGINOTTI

Mark E. Longinotti

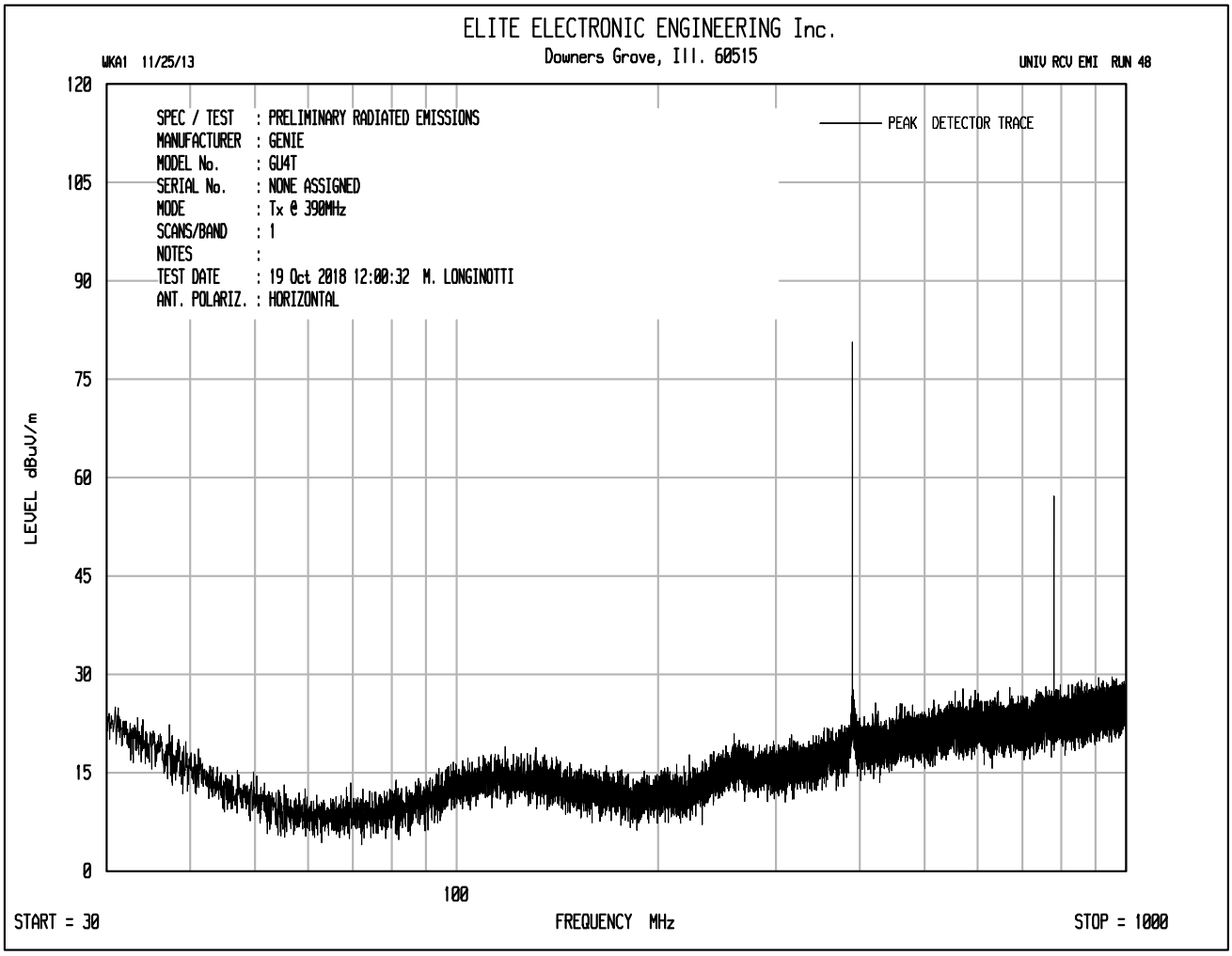

Chamberlain Legacy

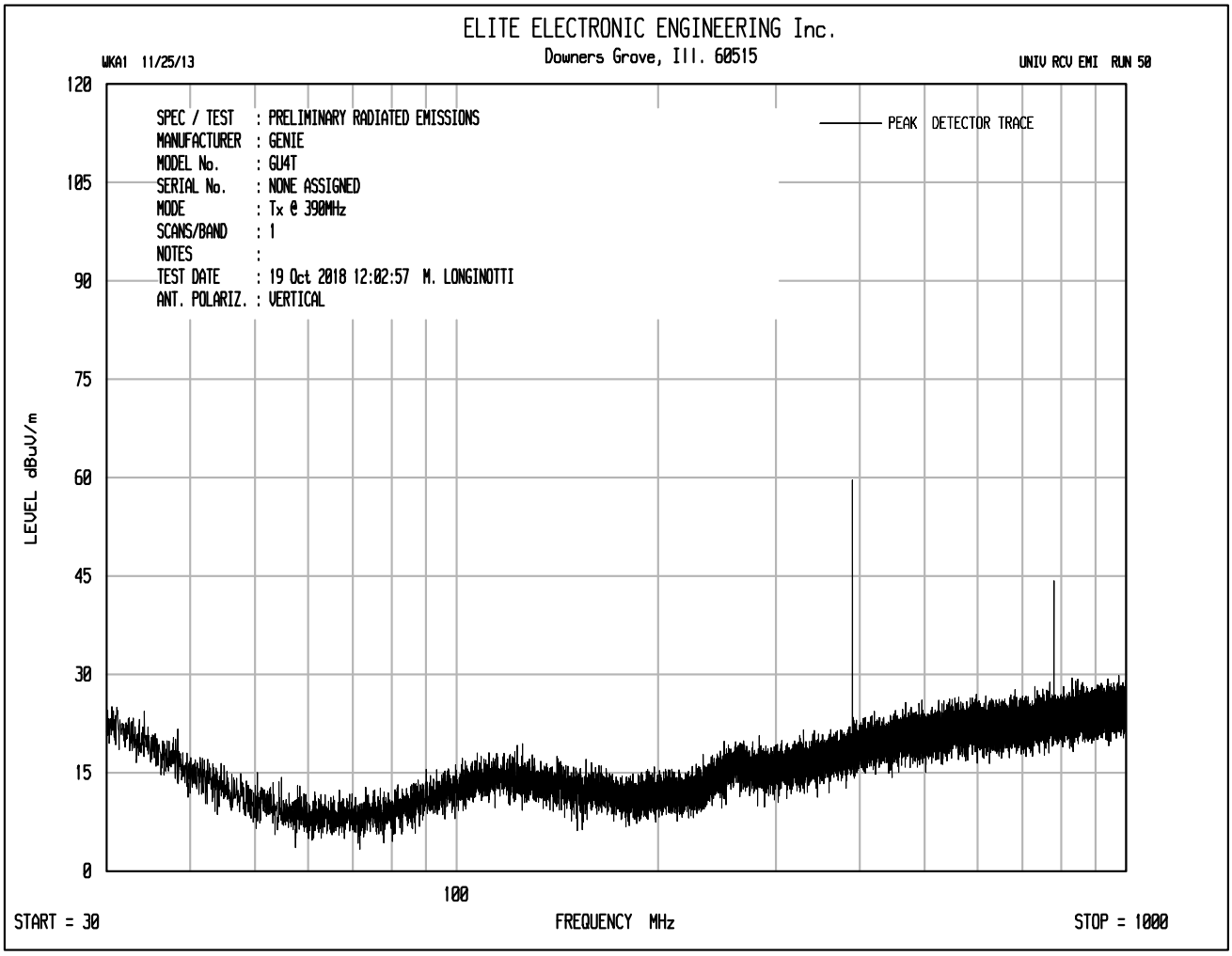

Chamberlain Legacy

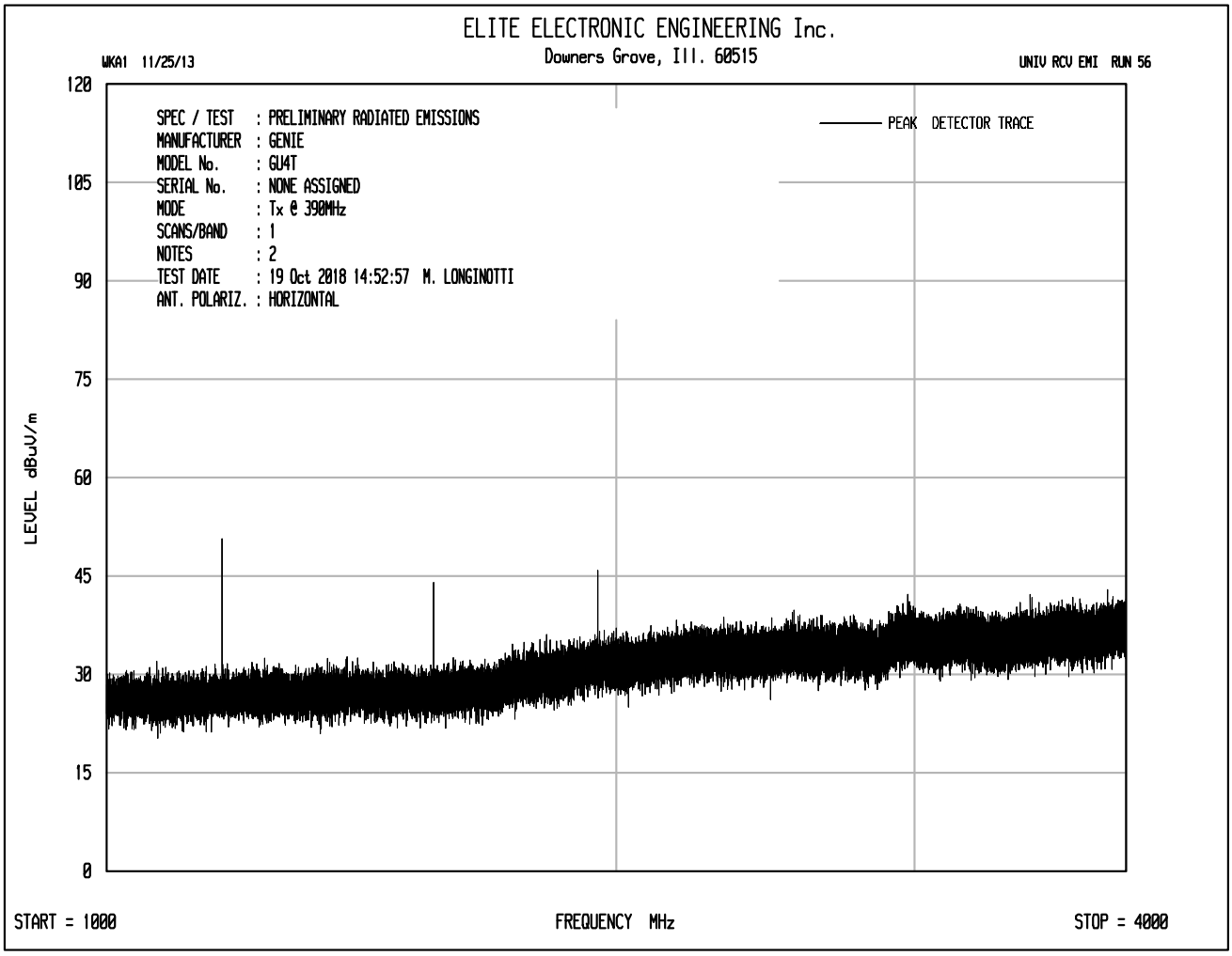

Chamberlain Legacy

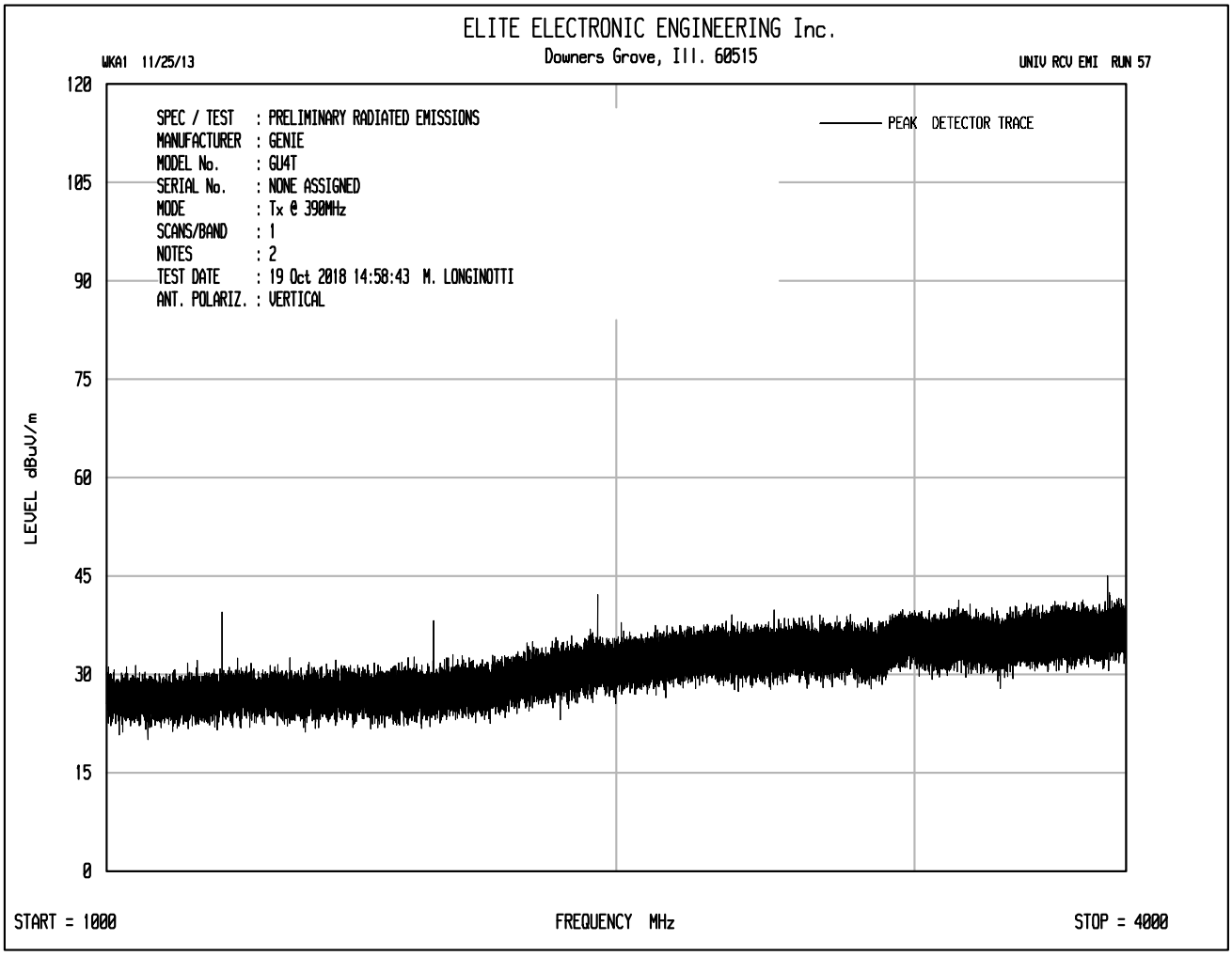

Chamberlain Legacy

RADIATED EMISSION MEASUREMENTS in a 3 m ANECHOIC ROOM

MANUFACTURER	:	Genie Company
MODEL NO.	:	GU4T
TEST MODE	:	Tx @ 390MHz
NOTES	:	Chamberlain Legacy
TEST DATE	:	October 19, 2018

Freq. (MHz)	Ant Pol	Meter Reading (dBuV)	Ambient	CBL Fac (dB)	Ant Fac (dB)	Pre Amp (dB)	Duty Cycle (dB)	Total (dBuV/m)	Total (uV/m)	Limit (uV/m)	Margin (dB)
390.000	H	58.6		1.0	21.7	0.0	-7.5	73.8	4879.5	9166.7	-5.5
390.000	V	37.6		1.0	21.7	0.0	-7.5	52.8	434.9	9166.7	-26.5
780.000	H	34.0		1.4	26.0	0.0	-7.5	53.9	497.7	916.7	-5.3
780.000	V	17.6		1.4	26.0	0.0	-7.5	37.5	75.3	916.7	-21.7
1170.000	H	27.5		1.8	29.8	0.0	-7.5	51.5	376.2	500.0	-2.5
1170.000	V	19.8		1.8	29.8	0.0	-7.5	43.8	155.0	500.0	-10.2
1560.000	H	24.0		2.1	29.2	0.0	-7.5	47.7	242.4	500.0	-6.3
1560.000	V	20.9		2.1	29.2	0.0	-7.5	44.6	169.7	500.0	-9.4
1950.000	H	17.3		2.3	32.7	0.0	-7.5	44.7	172.3	916.7	-14.5
1950.000	V	16.1		2.3	32.7	0.0	-7.5	43.5	150.1	916.7	-15.7
2340.000	H	16.5		2.6	33.7	0.0	-7.5	45.2	181.6	500.0	-8.8
2340.000	V	15.8		2.6	33.7	0.0	-7.5	44.5	167.5	500.0	-9.5
2730.000	H	17.2		2.8	33.7	0.0	-7.5	46.1	202.5	500.0	-7.9
2730.000	V	16.9		2.8	33.7	0.0	-7.5	45.8	195.6	500.0	-8.2
3120.000	H	18.0	Ambient	3.0	33.6	0.0	-7.5	47.1	226.3	916.7	-12.2
3120.000	V	17.6	Ambient	3.0	33.6	0.0	-7.5	46.7	216.1	916.7	-12.6
3510.000	H	19.6		3.2	34.1	0.0	-7.5	49.4	294.6	916.7	-9.9
3510.000	V	18.6	Ambient	3.2	34.1	0.0	-7.5	48.4	262.6	916.7	-10.9
3900.000	H	20.0		3.4	34.7	0.0	-7.5	50.5	334.9	500.0	-3.5
3900.000	V	18.6		3.4	34.7	0.0	-7.5	49.1	285.0	500.0	-4.9

Checked By: MARK E. LONGINOTTI

Mark E. Longinotti

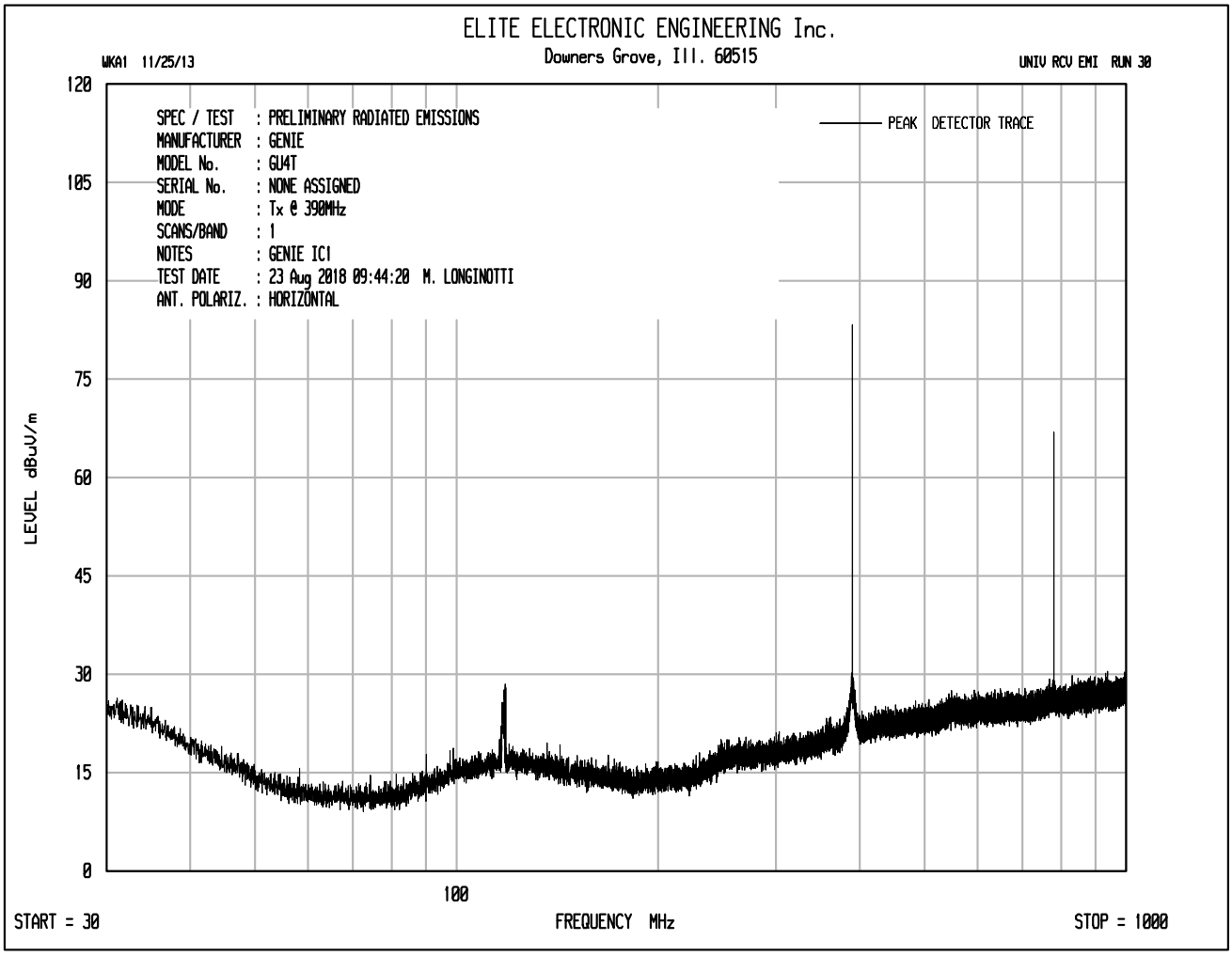
ELITE ELECTRONIC ENGINEERING Inc.
Downers Grove, Ill. 60515
WKA1 11/25/13
UNIV RCV EMI RUN 30
SPEC / TEST : PRELIMINARY RADIATED EMISSIONS
MANUFACTURER : GENIE
MODEL No. : GU4T
SERIAL No. : NONE ASSIGNED
MODE : Tx @ 390MHz
SCANS/BAND : 1
NOTES : GENIE IC1
TEST DATE : 23 Aug 2018 09:44:20 M. LONGINOTTI
ANT. POLARIZ. : HORIZONTAL
PEAK DETECTOR TRACE
LEVEL dBuV/m
120
105
90
75
60
45
30
15
0
100
START = 30
FREQUENCY MHz
STOP = 1000

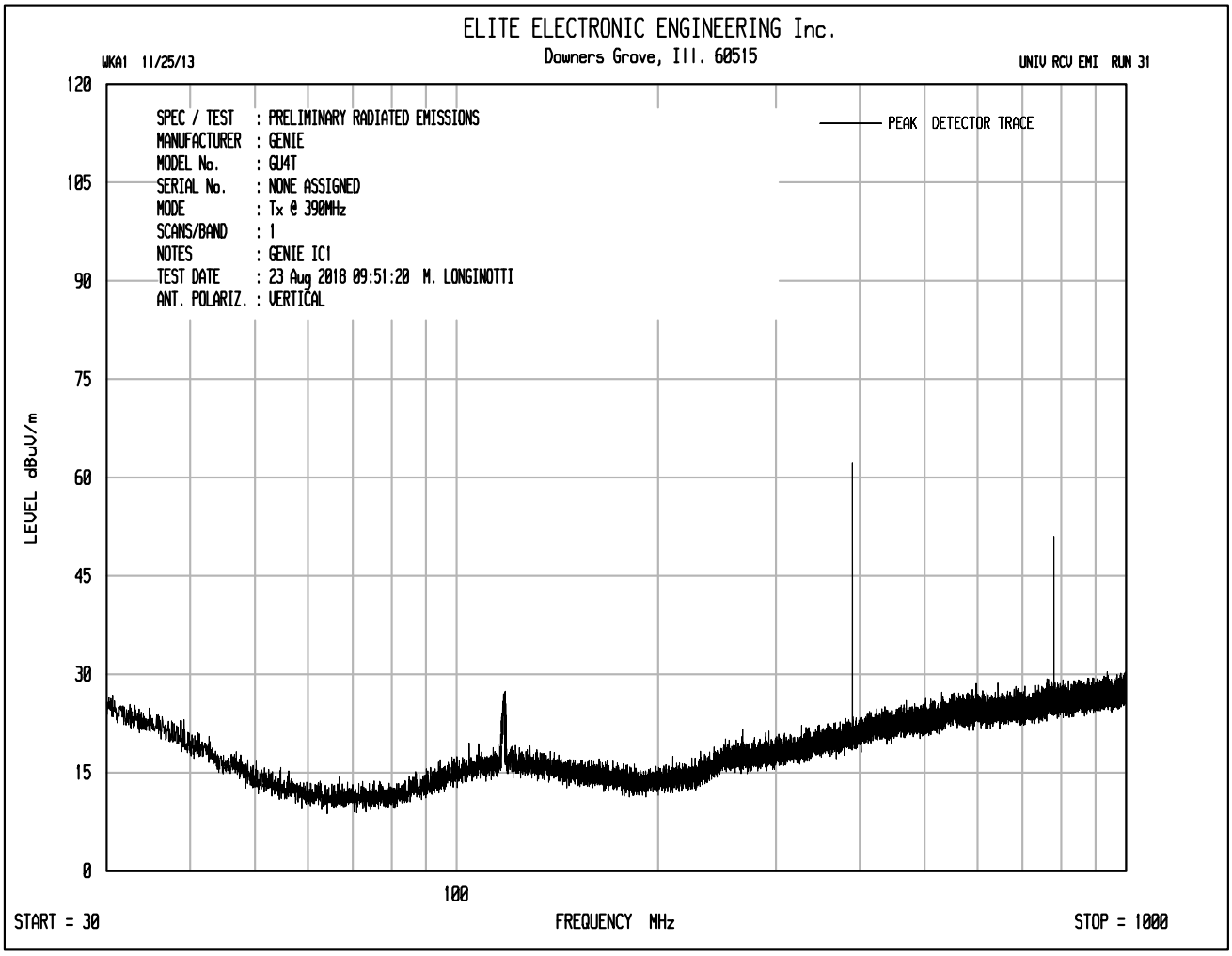
ELITE ELECTRONIC ENGINEERING Inc.
Downers Grove, Ill. 60515
WKA1 11/25/13
UNIV RCV EMI RUN 31
SPEC / TEST : PRELIMINARY RADIATED EMISSIONS
MANUFACTURER : GENIE
MODEL No. : GU4T
SERIAL No. : NONE ASSIGNED
MODE : Tx @ 390MHz
SCANS/BAND : 1
NOTES : GENIE IC1
TEST DATE : 23 Aug 2018 09:51:20 M. LONGINOTTI
ANT. POLARIZ. : VERTICAL
PEAK DETECTOR TRACE
LEVEL dBuV/m
120
105
90
75
60
45
30
15
0
100
START = 30
FREQUENCY MHz
STOP = 1000

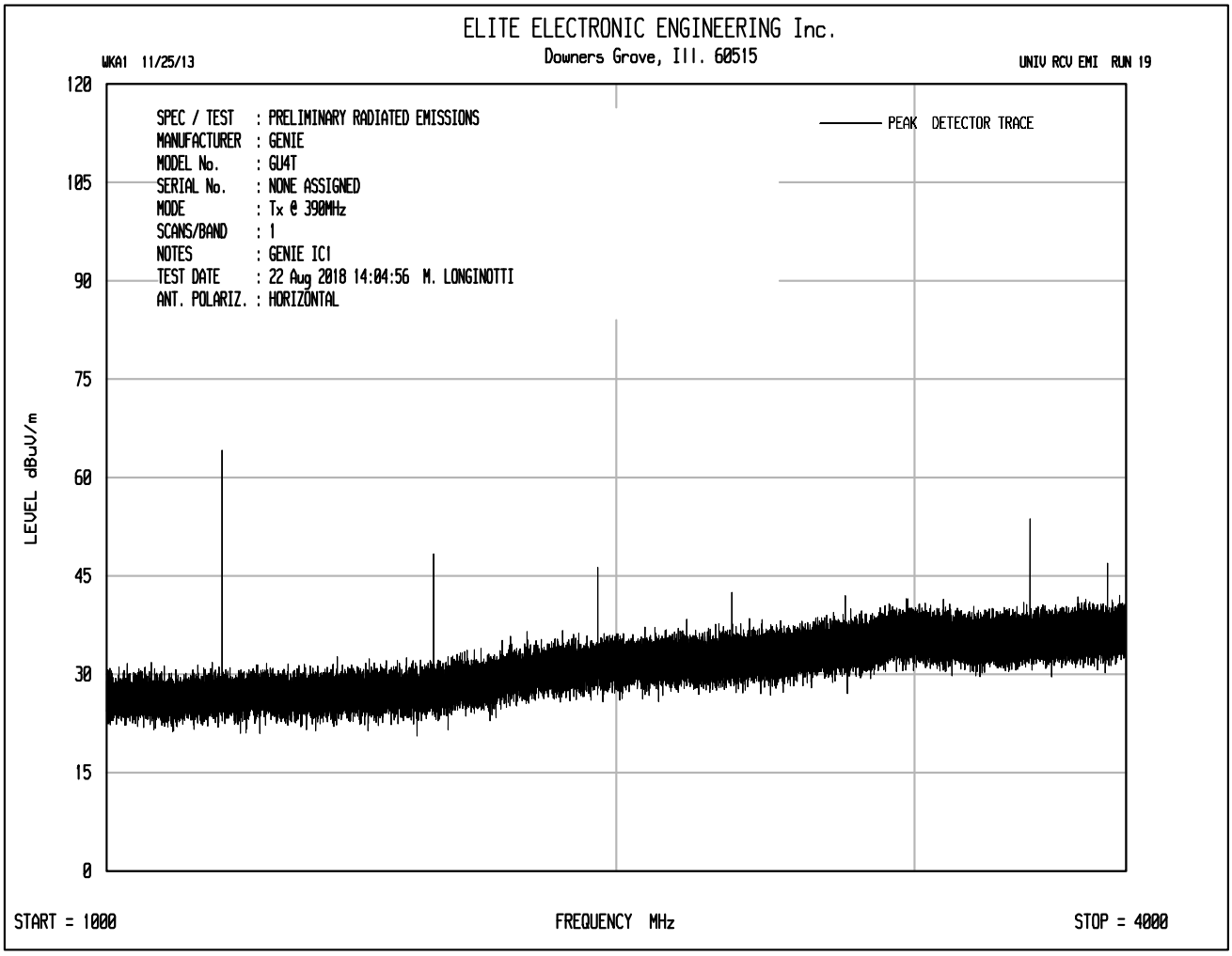
ELITE ELECTRONIC ENGINEERING Inc.
Downers Grove, Ill. 60515
WKA1 11/25/13
UNIV RCV EMI RUN 19
SPEC / TEST : PRELIMINARY RADIATED EMISSIONS
MANUFACTURER : GENIE
MODEL No. : GU4T
SERIAL No. : NONE ASSIGNED
MODE : Tx @ 390MHz
SCANS/BAND : 1
NOTES : GENIE IC1
TEST DATE : 22 Aug 2018 14:04:56 M. LONGINOTTI
ANT. POLARIZ. : HORIZONTAL
PEAK DETECTOR TRACE
LEVEL dBuV/m
120
105
90
75
60
45
30
15
0
START = 1000
FREQUENCY MHz
STOP = 4000

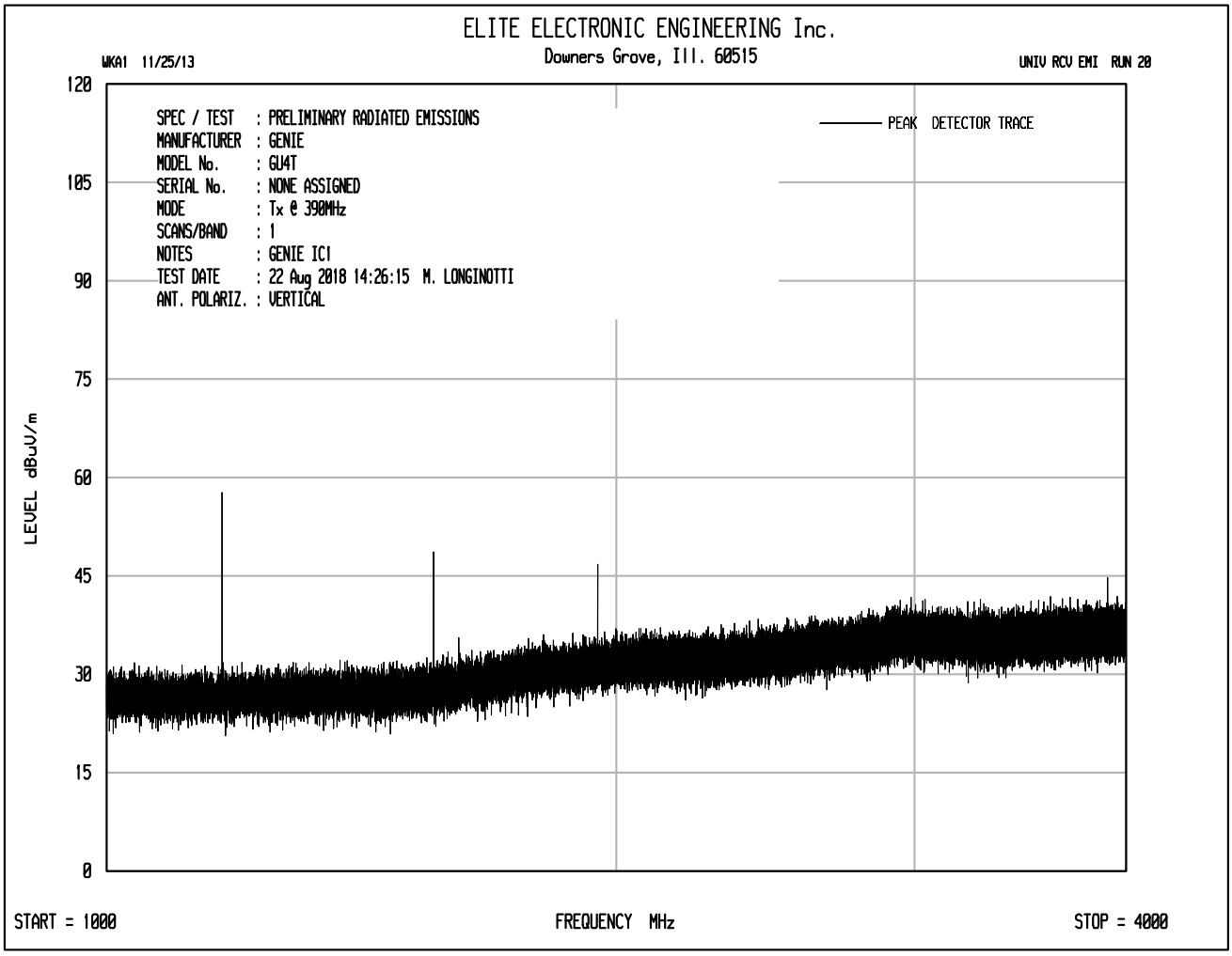
ELITE ELECTRONIC ENGINEERING Inc.
Downers Grove, Ill. 60515
WKA1 11/25/13
UNIV RCV EMI RUN 20
SPEC / TEST : PRELIMINARY RADIATED EMISSIONS
MANUFACTURER : GENIE
MODEL No. : GU4T
SERIAL No. : NONE ASSIGNED
MODE : Tx @ 390MHz
SCANS/BAND : 1
NOTES : GENIE IC1
TEST DATE : 22 Aug 2018 14:26:15 M. LONGINOTTI
ANT. POLARIZ. : VERTICAL
PEAK DETECTOR TRACE
LEVEL dBuV/m
120
105
90
75
60
45
30
15
0
START = 1000
FREQUENCY MHz
STOP = 4000

RADIATED EMISSION MEASUREMENTS in a 3 m ANECHOIC ROOM

MANUFACTURER	:	Genie Company
MODEL NO.	:	GU4T
TEST MODE	:	Tx @ 390MHz
NOTES	:	Genie IC1
TEST DATE	:	August 21, 2018

Freq. (MHz)	Ant Pol	Meter Reading (dBuV)	Ambient	CBL Fac (dB)	Ant Fac (dB)	Pre Amp (dB)	Duty Cycle (dB)	Total (dBuV/m)	Total (uV/m)	Limit (uV/m)	Margin (dB)
390.000	H	61.3		1.0	21.7	0.0	-12.0	72.0	3998.3	9166.7	-7.2
390.000	V	39.5		1.0	21.7	0.0	-12.0	50.2	325.0	9166.7	-29.0
780.000	H	41.7		1.4	26.0	0.0	-12.0	57.2	725.2	916.7	-2.0
780.000	V	30.1		1.4	26.0	0.0	-12.0	45.6	190.7	916.7	-13.6
1170.000	H	33.8		1.8	29.8	0.0	-12.0	53.4	466.5	500.0	-0.6
1170.000	V	28.2		1.8	29.8	0.0	-12.0	47.8	244.8	500.0	-6.2
1560.000	H	23.8		2.1	29.2	0.0	-12.0	43.1	142.3	500.0	-10.9
1560.000	V	21.8		2.1	29.2	0.0	-12.0	41.1	113.0	500.0	-12.9
1950.000	H	22.5		2.3	32.7	0.0	-12.0	45.5	188.3	916.7	-13.7
1950.000	V	20.5		2.3	32.7	0.0	-12.0	43.5	149.6	916.7	-15.7
2340.000	H	21.3		2.6	33.7	0.0	-12.0	45.6	189.5	500.0	-8.4
2340.000	V	19.3		2.6	33.7	0.0	-12.0	43.6	150.5	500.0	-10.4
2730.000	H	17.7		2.8	33.7	0.0	-12.0	42.2	128.8	500.0	-11.8
2730.000	V	16.6		2.8	33.7	0.0	-12.0	41.1	113.5	500.0	-12.9
3120.000	H	18.8		3.0	33.6	0.0	-12.0	43.5	149.0	916.7	-15.8
3120.000	V	17.4	Ambient	3.0	33.6	0.0	-12.0	42.1	126.8	916.7	-17.2
3510.000	H	23.4		3.2	34.1	0.0	-12.0	48.8	274.0	916.7	-10.5
3510.000	V	21.8		3.2	34.1	0.0	-12.0	47.2	227.9	916.7	-12.1
3900.000	H	18.0		3.4	34.7	0.0	-12.0	44.1	159.7	500.0	-9.9
3900.000	V	17.6		3.4	34.7	0.0	-12.0	43.7	152.5	500.0	-10.3

Checked By: MARK E. LONGINOTTI

Mark E. Longinotti

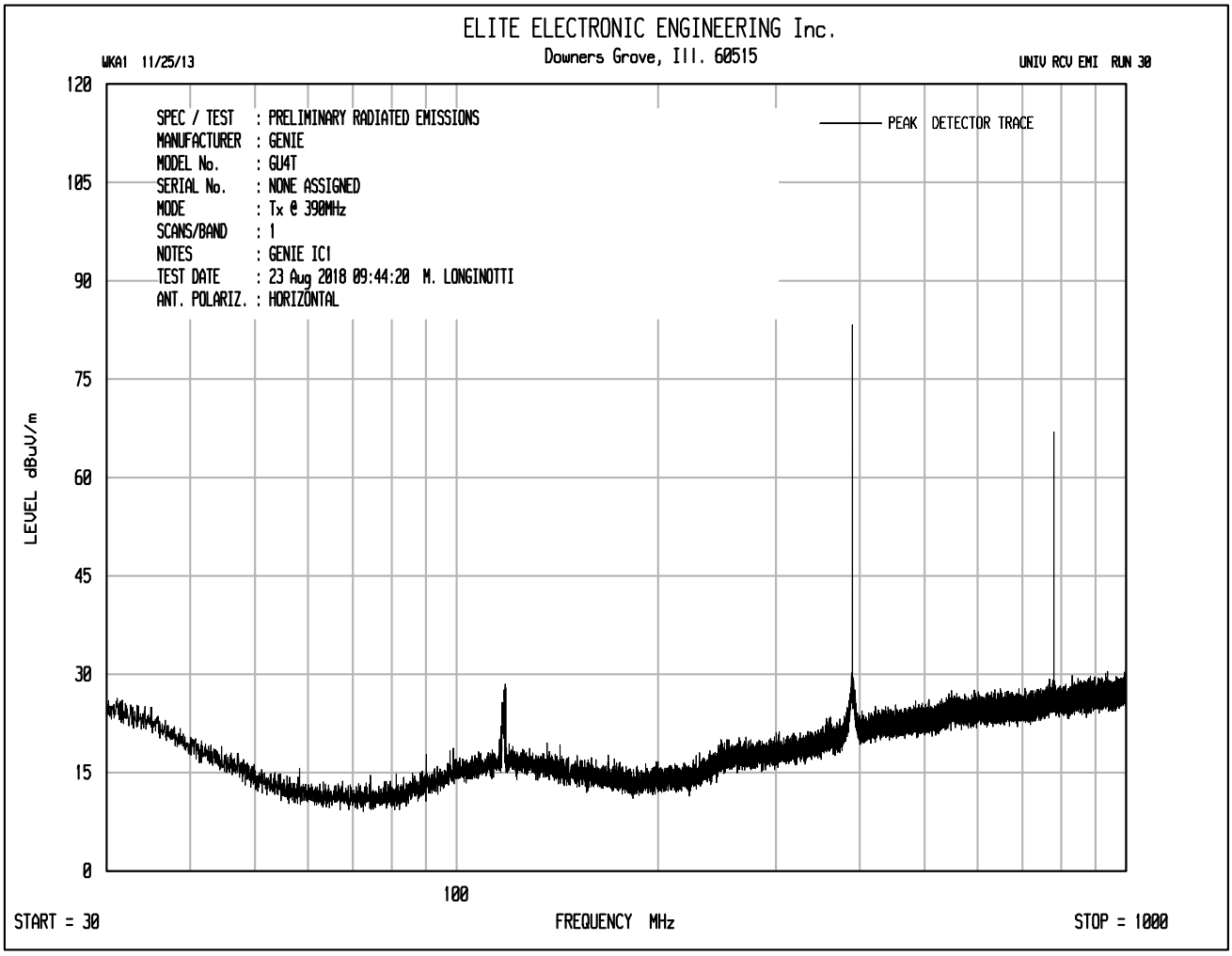

Genie IC1 and Genie IC2 use same power settings

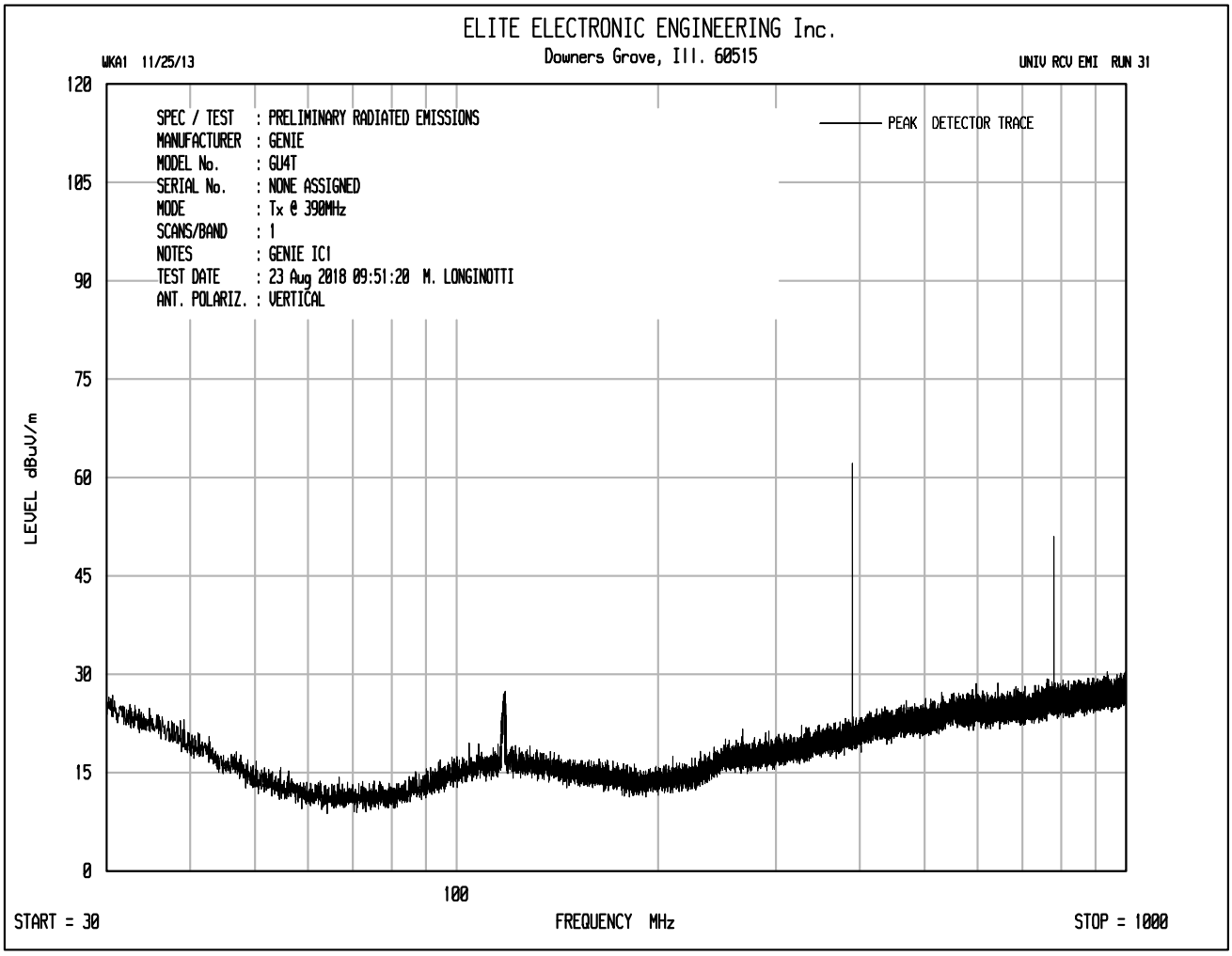

Genie IC1 and Genie IC2 use same power settings

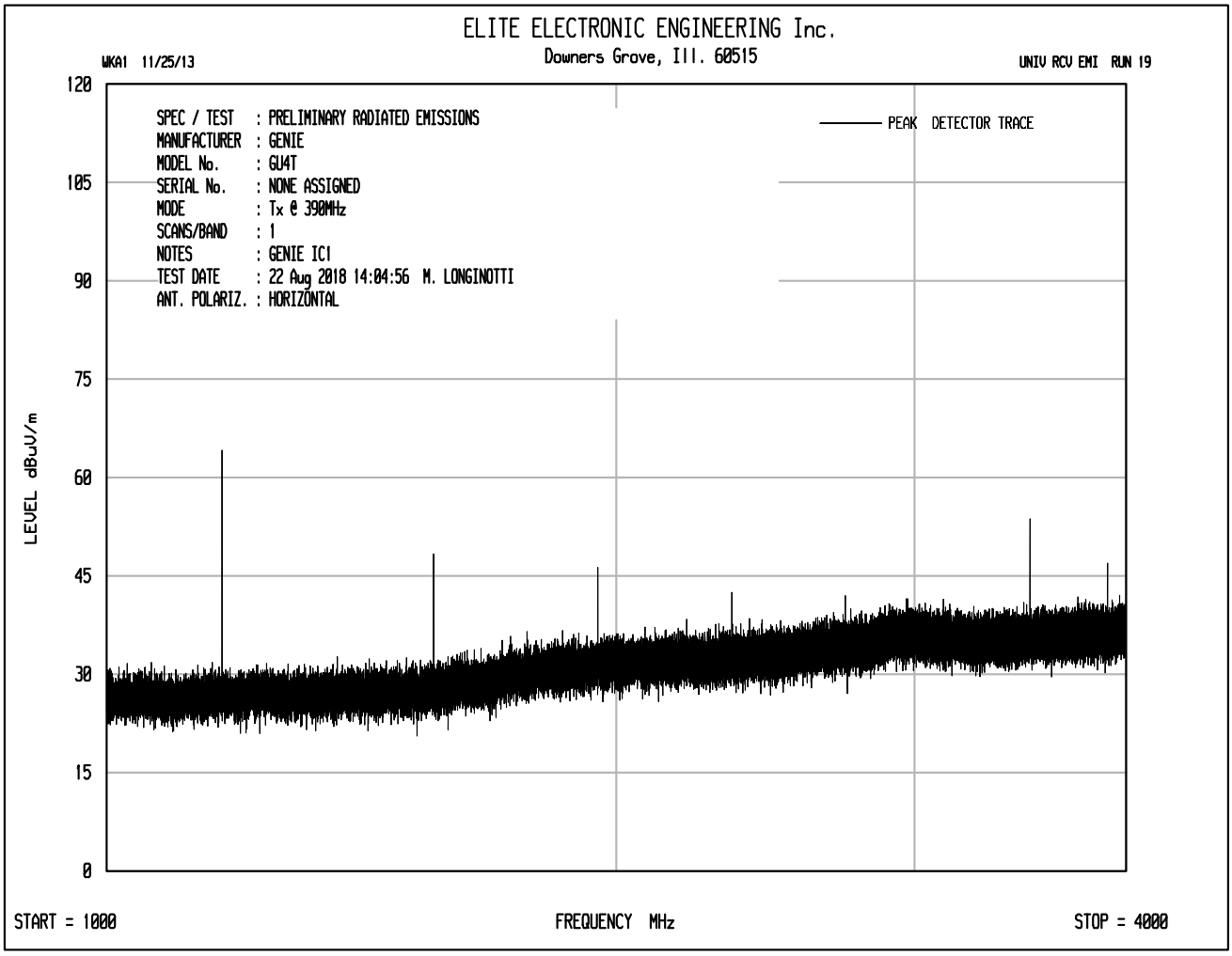

Genie IC1 and Genie IC2 use same power settings

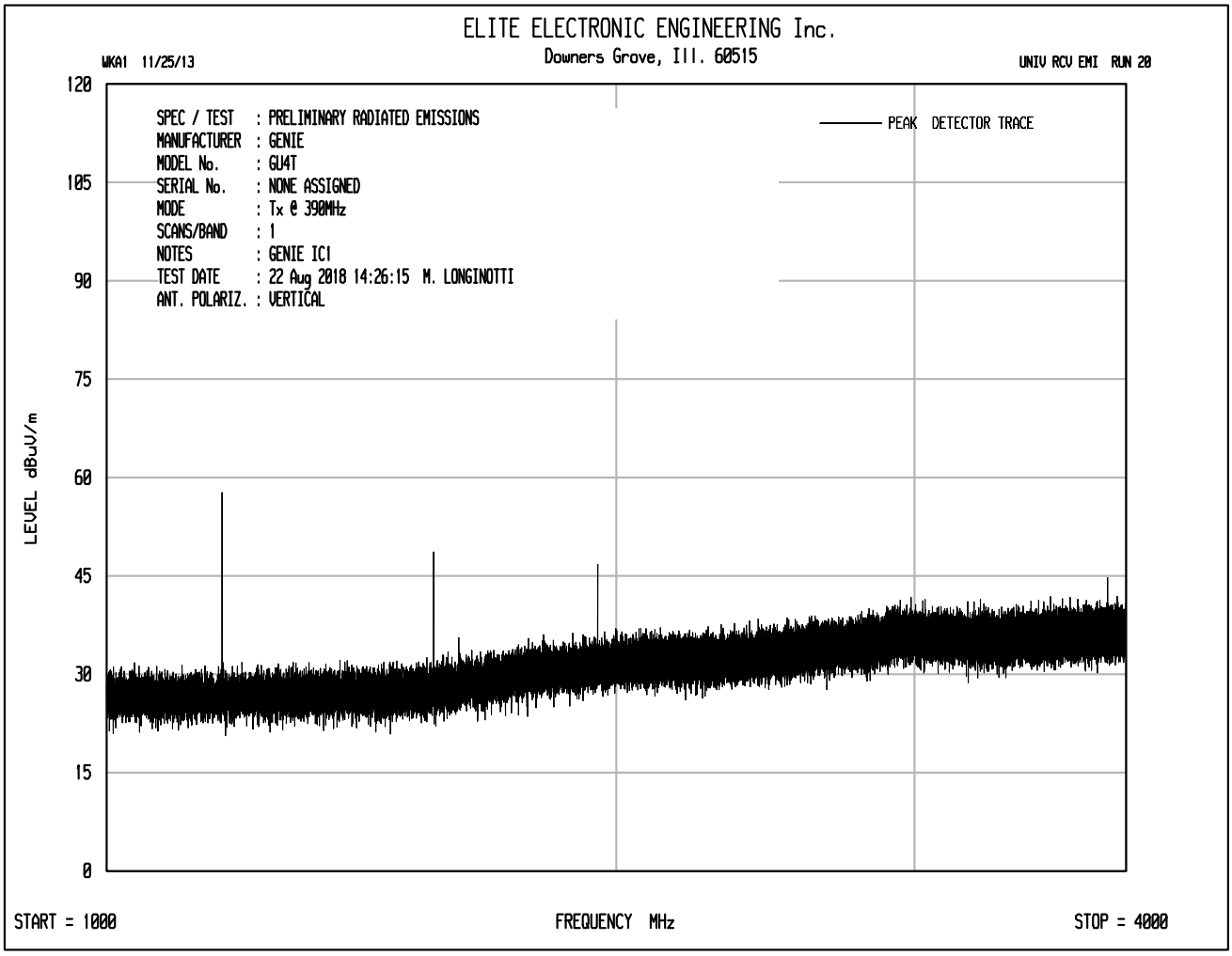

Genie IC1 and Genie IC2 use same power settings

RADIATED EMISSION MEASUREMENTS in a 3 m ANECHOIC ROOM

MANUFACTURER	:	Genie Company
MODEL NO.	:	GU4T
TEST MODE	:	Tx @ 390MHz
NOTES	:	Genie IC2
TEST DATE	:	August 21, 2018

Freq. (MHz)	Ant Pol	Meter Reading (dBuV)	Ambient	CBL Fac (dB)	Ant Fac (dB)	Pre Amp (dB)	Duty Cycle (dB)	Total (dBuV/m)	Total (uV/m)	Limit (uV/m)	Margin (dB)
390.000	H	61.3		1.0	21.7	0.0	-12.3	71.7	3840.4	9166.7	-7.6
390.000	V	39.5		1.0	21.7	0.0	-12.3	49.9	312.2	9166.7	-29.4
780.000	H	41.7		1.4	26.0	0.0	-12.3	56.9	696.6	916.7	-2.4
780.000	V	30.1		1.4	26.0	0.0	-12.3	45.3	183.2	916.7	-14.0
1170.000	H	33.8		1.8	29.8	0.0	-12.3	53.0	448.1	500.0	-1.0
1170.000	V	28.2		1.8	29.8	0.0	-12.3	47.4	235.2	500.0	-6.6
1560.000	H	23.8		2.1	29.2	0.0	-12.3	42.7	136.6	500.0	-11.3
1560.000	V	21.8		2.1	29.2	0.0	-12.3	40.7	108.5	500.0	-13.3
1950.000	H	22.5		2.3	32.7	0.0	-12.3	45.1	180.9	916.7	-14.1
1950.000	V	20.5		2.3	32.7	0.0	-12.3	43.1	143.7	916.7	-16.1
2340.000	H	21.3		2.6	33.7	0.0	-12.3	45.2	182.0	500.0	-8.8
2340.000	V	19.3		2.6	33.7	0.0	-12.3	43.2	144.6	500.0	-10.8
2730.000	H	17.7		2.8	33.7	0.0	-12.3	41.8	123.7	500.0	-12.1
2730.000	V	16.6		2.8	33.7	0.0	-12.3	40.7	109.0	500.0	-13.2
3120.000	H	18.8		3.0	33.6	0.0	-12.3	43.1	143.1	916.7	-16.1
3120.000	V	17.4	Ambient	3.0	33.6	0.0	-12.3	41.7	121.8	916.7	-17.5
3510.000	H	23.4		3.2	34.1	0.0	-12.3	48.4	263.2	916.7	-10.8
3510.000	V	21.8		3.2	34.1	0.0	-12.3	46.8	218.9	916.7	-12.4
3900.000	H	18.0		3.4	34.7	0.0	-12.3	43.7	153.4	500.0	-10.3
3900.000	V	17.6		3.4	34.7	0.0	-12.3	43.3	146.5	500.0	-10.7

Checked By: MARK E. LONGINOTTI

Mark E. Longinotti

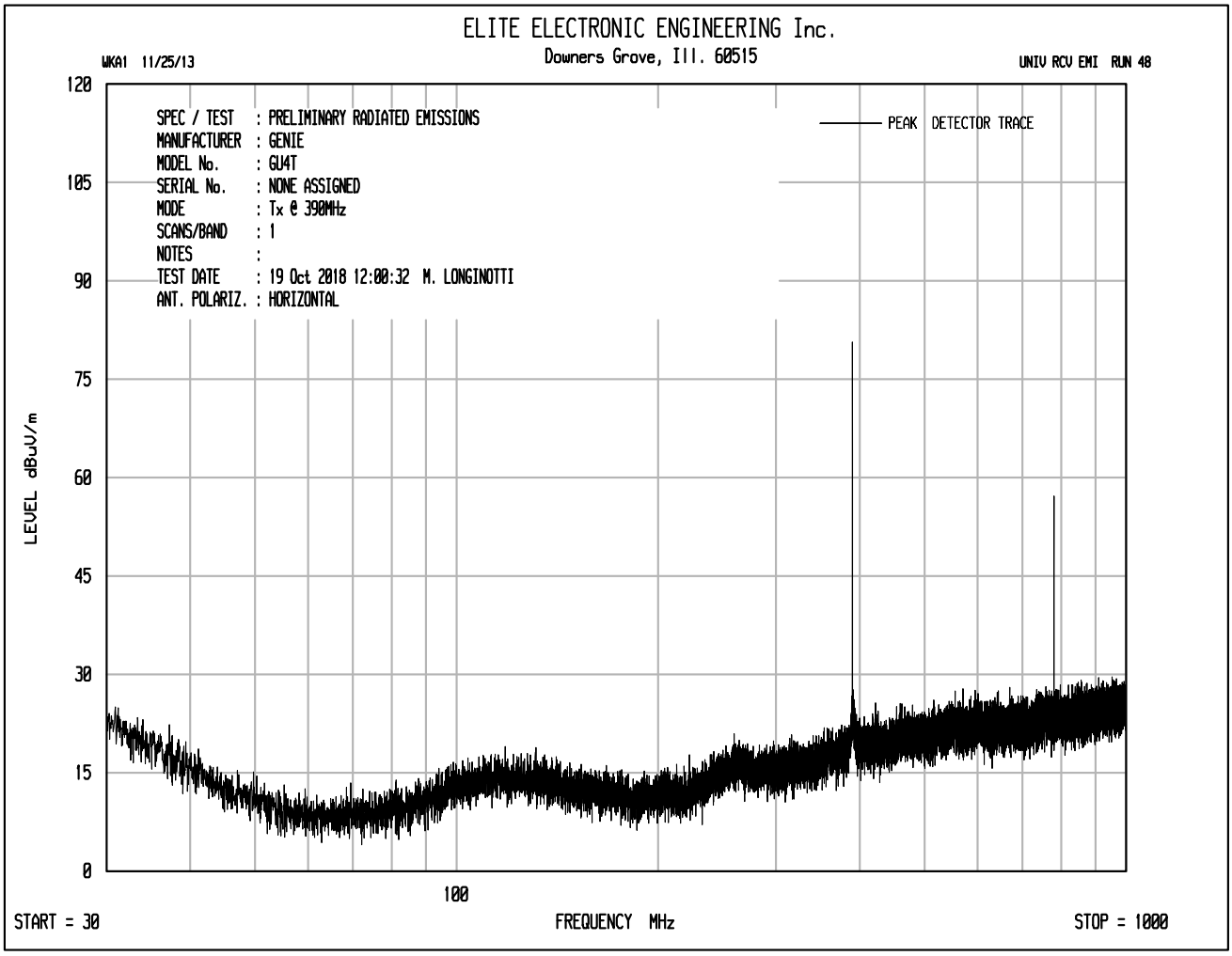

Genie Legacy 9 position DIP switch and Genie Legacy 12 position DIP switch

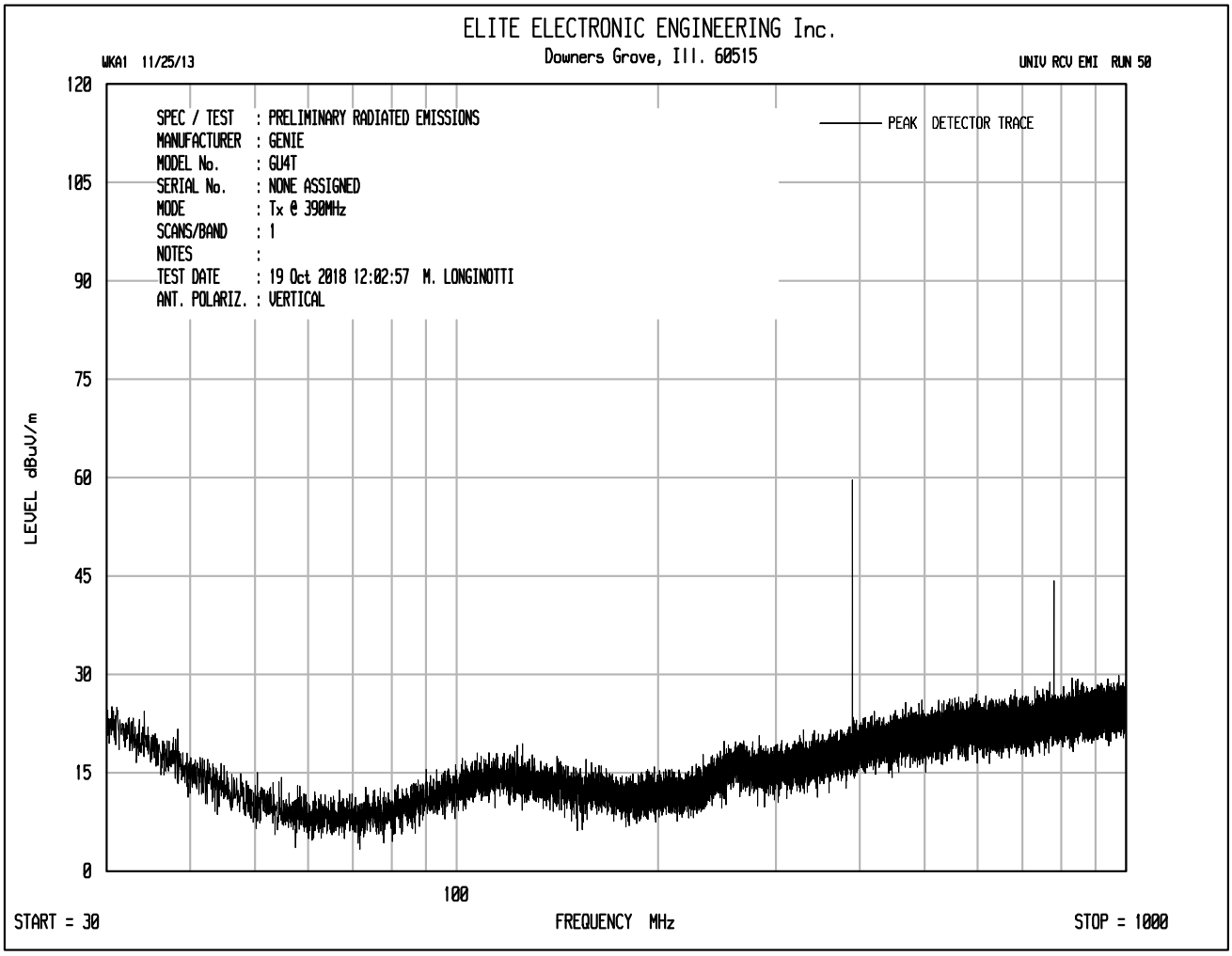

Genie Legacy 9 position DIP switch and Genie Legacy 12 position DIP switch

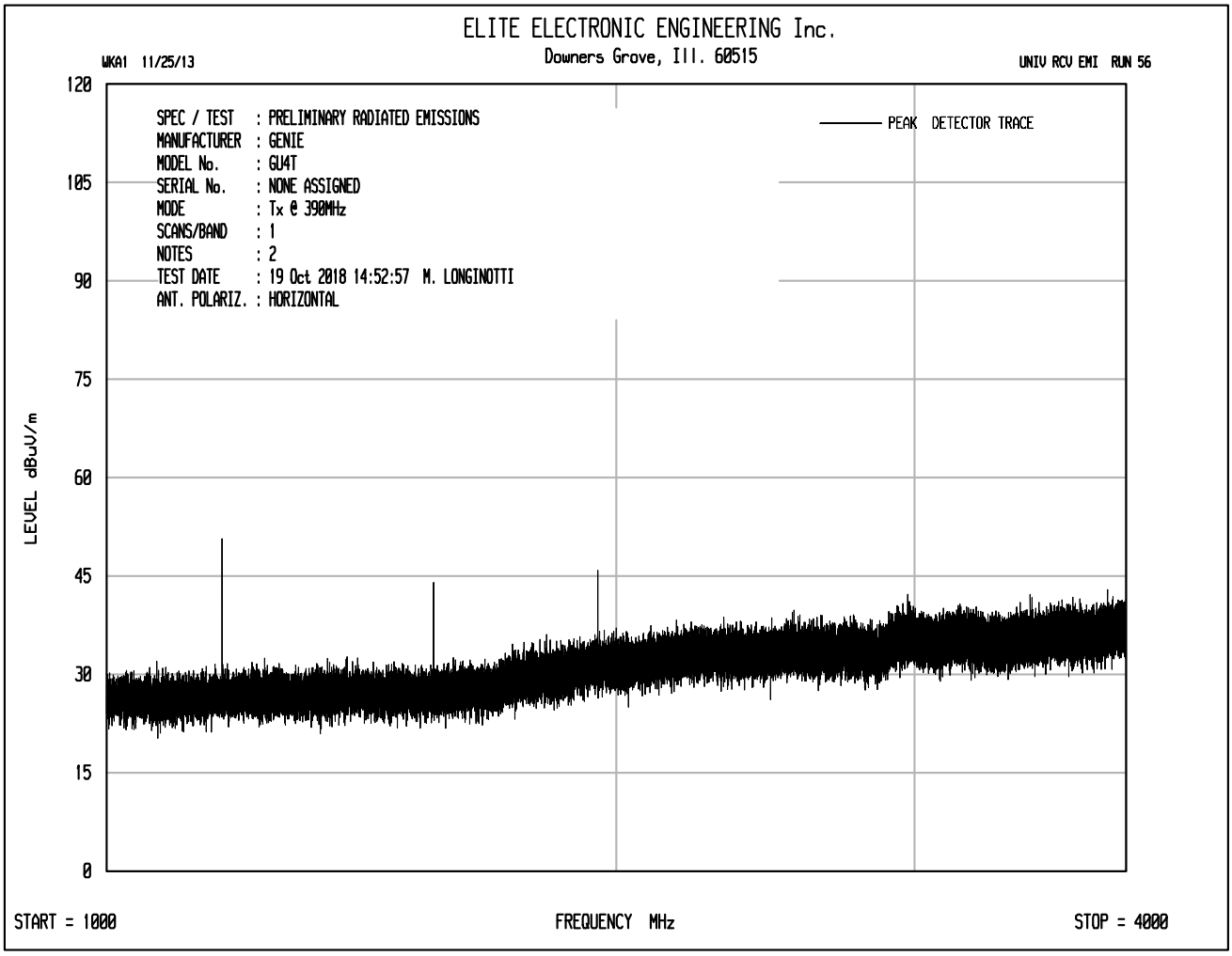

Genie Legacy 9 position DIP switch and Genie Legacy 12 position DIP switch

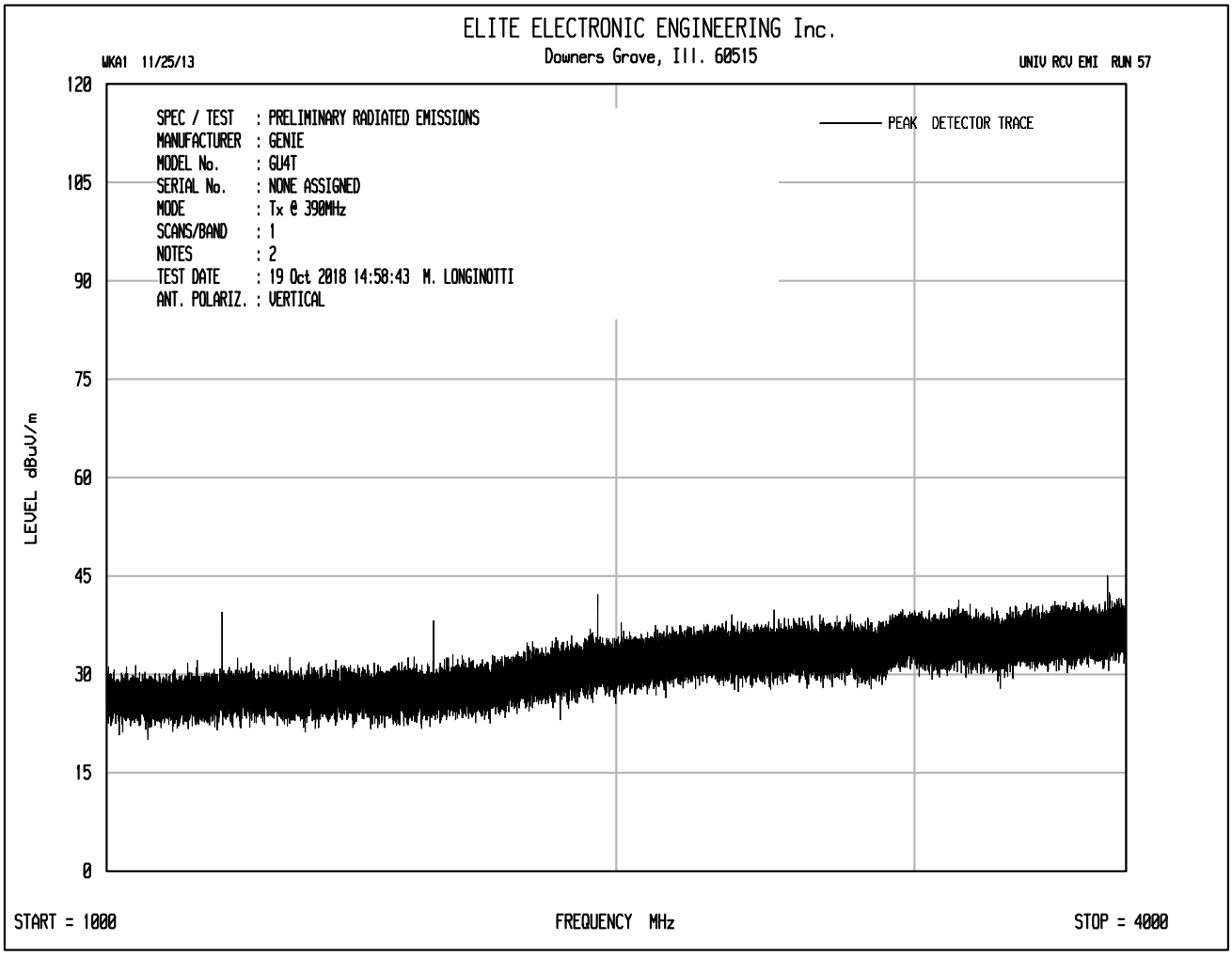

Genie Legacy 9 position DIP switch and Genie Legacy 12 position DIP switch