FCC SAR TEST REPORT

FCC ID	:	**B94-AX201NGWS**
Equipment	:	**WLAN and BT, 2x2 PCIe M.2 2230**
Brand Name	:	**Intel® Wi-Fi 6 AX201**
Model Name	:	**AX201NGW**
Applicant	:	**HP Inc. 3390 East Hormony Road, Fort Collins Colorado, USA 80528**
Standard	:	**FCC 47 CFR Part 2 (2.1093) ANSI/IEEE C95.1-1992 IEEE 1528-2013**

The product was installed into Notebook PC (Brand Name HP, Model Name: TPN-W142) during test.

The product was received on Jun. 29, 2019 and testing was started from Jun. 29, 2019 and completed on Jul. 03, 2019. We, SPORTON INTERNATIONAL INC., would like to declare that the tested sample has been evaluated in accordance with the test procedures and has been in compliance with the applicable technical standards.

The report must not be used by the client to claim product certification, approval, or endorsement by TAF or any agency of government.

The test results in this variant report apply exclusively to the tested model / sample. Without written approval of SPORTON INTERTIONAL INC. EMC & Wireless Communications Laboratory, the test report shall not be reproduced except in full.

Cona Huang

Approved by: Cona Huang / Deputy Manager

SPORTON INTERNATIONAL INC. EMC & Wireless Communications Laboratory
No. 52, Huaya 1st Rd., Guishan Dist., Taoyuan City, Taiwan (R.O.C.)

Table of Contents

1. Statement of Compliance **4**
2. Guidance Applied **4**
3. Equipment Under Test (EUT) Information **5**
3.1 General Information 5
3.2 Sensor Triggering angle and power verification 6
4. RF Exposure Limits **13**
4.1 Uncontrolled Environment 13
4.2 Controlled Environment 13
5. Specific Absorption Rate (SAR) **14**
5.1 Introduction 14
5.2 SAR Definition 14
6. System Description and Setup **15**
6.1 E-Field Probe 16
6.2 Data Acquisition Electronics (DAE) 16
6.3 Phantom 17
6.4 Device Holder 18
7. Measurement Procedures **19**
7.1 Spatial Peak SAR Evaluation 19
7.2 Power Reference Measurement 20
7.3 Area Scan 20
7.4 Zoom Scan 21
7.5 Volume Scan Procedures 21
7.6 Power Drift Monitoring 21
8. Test Equipment List **22**
9. System Verification **23**
9.1 Tissue Simulating Liquids 23
9.2 Tissue Verification 24
9.3 System Performance Check Results 25
10. RF Exposure Positions **25**
10.1 SAR Testing for Tablet 25
11. Conducted RF Output Power (Unit: dBm) **26**
12. Antenna Location **58**
13. SAR Test Results **61**
13.1 Body SAR 62
13.2 Repeated SAR Measurement 63
14. Simultaneous Transmission Analysis **64**
14.1 Body Exposure Conditions 64
14.2 SPLSR Evaluation and Analysis 65
15. Uncertainty Assessment **66**
16. References **66**
Appendix A. Plots of System Performance Check
Appendix B. Plots of High SAR Measurement
Appendix C. DASY Calibration Certificate
Appendix D. Test Setup Photos

History of this test report

Report No.	Version	Description	Issued Date
FA8D0719-01	01	Initial issue of report	Jul. 18, 2019
FA8D0719-01	02	Update Applicant information	Jul. 24, 2019

1. Statement of Compliance

The maximum results of Specific Absorption Rate (SAR) found during testing for HP Inc., WLAN and BT, 2x2 PCIe M.2 2230, AX201NGW, are as follows.

Equipment Class	Frequency Band	Highest SAR Summary Body (Separation 0mm) 1g SAR (W/kg)	Highest Simultaneous Transmission 1g SAR (W/kg)
DTS	2.4GHz WLAN	1.08	1.21
NII	5GHz WLAN	1.30	1.30
DSS	Bluetooth	0.14	1.21
Date of Testing:		2019/6/29 ~ 2019/7/3	

Sporton Lab is accredited to ISO 17025 by Taiwan Accreditation Foundation (TAF code: 1190) and the FCC designation No. TW1190 under the FCC 2.948(e) by Mutual Recognition Agreement (MRA) in FCC test. This device is in compliance with Specific Absorption Rate (SAR) for general population/uncontrolled exposure limits (1.6 W/kg) specified in FCC 47 CFR part 2 (2.1093) and ANSI/IEEE C95.1-1992, and had been tested in accordance with the measurement methods and procedures specified in IEEE 1528-2013 and FCC KDB publications.

Reviewed by: Jason Wang
Report Producer: Wan Liu

2. Guidance Applied

The Specific Absorption Rate (SAR) testing specification, method, and procedure for this device is in accordance with the following standards:

- FCC 47 CFR Part 2 (2.1093)
- ANSI/IEEE C95.1-1992
- IEEE 1528-2013
- FCC KDB 865664 D01 SAR Measurement 100 MHz to 6 GHz v01r04
- FCC KDB 865664 D02 SAR Reporting v01r02
- FCC KDB 447498 D01 General RF Exposure Guidance v06
- FCC KDB 248227 D01 802.11 Wi-Fi SAR v02r02
- FCC KDB 616217 D04 SAR for laptop and tablets v01r02

3. Equipment Under Test (EUT) Information

3.1 General Information

Product Feature & Specification	
Equipment Name	WLAN and BT, 2x2 PCIe M.2 2230
Brand Name	Intel® Wi-Fi 6 AX201
Model Name	AX201NGW
FCC ID	B94-AX201NGWS
Wireless Technology and Frequency Range	WLAN 2.4GHz Band: 2412 MHz ~ 2462 MHz WLAN 5.2GHz Band: 5180 MHz ~ 5240 MHz WLAN 5.3GHz Band: 5260 MHz ~ 5320 MHz WLAN 5.5GHz Band: 5500 MHz ~ 5720 MHz WLAN 5.8GHz Band: 5745 MHz ~ 5825 MHz Bluetooth: 2402 MHz ~ 2480 MHz
Mode	WLAN 2.4GHz : 802.11b/g/n HT20/HT40 WLAN 5GHz : 802.11a/n/ac HT20/HT40/VHT20/VHT40/VHT80/VHT160 Bluetooth BR/EDR/LE
Remark: 1. This device is convertible type notebook PC, and there have Laptop and Tablet two usage way, when end user is used different mode which the device will according current mode to limit different maximum power.	

Host Information	
Equipment Name	Notebook PC
Brand Name	HP
Model Name	TPN-W142
EUT Stage	Production Unit

Antenna Information (TB Mode)									
Antenna1	Ant. Type	PIFA			**Antenna 2**	Ant. Type	PIFA		
	Manufacturer	WNC				Manufacturer	WNC		
	Part number	025.901HL.0001 (81EAA415.GH1)				Part number	025.901HL.0001 (81EAA415.GH1)		
	Peak Gain (dBi)					Peak Gain (dBi)			
	2400~2483.5MHz	-1.99	5470~5725MHz	-0.54		2400~2483.5MHz	-2.14	5470~5725MHz	0.15
	5150~5350MHz	0.80	5725~5850MHz	-1.49		5150~5350MHz	1.19	5725~5850MHz	-1.06
Antenna Information (NB Mode)									
Antenna1	Ant. Type	PIFA			**Antenna 2**	Ant. Type	PIFA		
	Manufacturer	WNC				Manufacturer	WNC		
	Part number	025.901HL.0001 (81EAA415.GH1)				Part number	025.901HL.0001 (81EAA415.GH1)		
	Peak Gain (dBi)					Peak Gain (dBi)			
	2400~2483.5MHz	0.54	5470~5725MHz	1.87		2400~2483.5MHz	-0.36	5470~5725MHz	2.44
	5150~5350MHz	2.08	5725~5850MHz	1.21		5150~5350MHz	2.45	5725~5850MHz	0.57

3.2 Sensor Triggering angle and power verification

General Note:

1. This device is convertible type notebook PC, and there have Laptop and Tablet two usage way, when end user is used different mode which the device will according current mode to limit different maximum power and the power verification in different usage mode was following below step:

   For Lid close mode change to Tablet mode
   Step 1: The device is in lid close mode, and then opens the screen rotate in 3 degree step until change to Laptop mode
   Step 2: then the screen rotate back by at least 5 until the power is returned to lid close power table
   Step 3: Again rotate the screen to laptop mode, but in 1 degree steps rotate the screen to the laptop mode until it is at least 5 mm past the triggering point.
   Step 3: then move in 3 degree step until change to tablet power level (Reduce Power mode)
   Step 4: the same procedure step 1 to Step 3 is used for Laptop mode until change to Tablet mode
   Step 5: When Lid angle converting different configure there has +/- 5 degree tolerance. The procedures will accord step1 to step4 to verify the operation of the triggering mechanism whether it is within this tolerance range.

   For Tablet mode until change to Lid close mode
   The process is then reversed by rotate the screen from tablet mode change to lid close mode according to steps 1) to 4), to check triggering release

when the screen angle is from 0 degree to 360 degree										
Screen angle (degree)	Band	2.4GHz		5.2GHz		5.3GHz		5.5GHz		5.8GHz	
	Mode	Ant 1 = b	Ant 2 = b	Ant 1 = a	Ant 2 = a	Ant 1 = a	Ant 2 = a	Ant 1 = VHT80	Ant 2 = VHT80	Ant 1 = HT40	Ant 2 = VHT80
	Channel	6	6	44	48	52	52	138	138	159	159
	0	NA	NA	NA	NA	NA	NA	NA	NA	NA	NA
	2	NA	NA	NA	NA	NA	NA	NA	NA	NA	NA
	5	NA	NA	NA	NA	NA	NA	NA	NA	NA	NA
	8	NA	NA	NA	NA	NA	NA	NA	NA	NA	NA
	11	NA	NA	NA	NA	NA	NA	NA	NA	NA	NA
	14	NA	NA	NA	NA	NA	NA	NA	NA	NA	NA
	17	NA	NA	NA	NA	NA	NA	NA	NA	NA	NA
	20	NA	NA	NA	NA	NA	NA	NA	NA	NA	NA
	23	NA	NA	NA	NA	NA	NA	NA	NA	NA	NA
	26	20.90	20.80	20.90	20.90	20.80	20.90	20.90	20.70	20.90	20.80
	27	20.90	20.80	20.90	20.90	20.80	20.90	20.90	20.70	20.90	20.80
	28	20.90	20.80	20.90	20.90	20.80	20.90	20.90	20.70	20.90	20.80
	29	20.90	20.80	20.90	20.90	20.80	20.90	20.90	20.70	20.90	20.80
	30	20.90	20.80	20.90	20.90	20.80	20.90	20.90	20.70	20.90	20.80
	31	20.90	20.80	20.90	20.90	20.80	20.90	20.90	20.70	20.90	20.80
	32	20.90	20.80	20.90	20.90	20.80	20.90	20.90	20.70	20.90	20.80
	33	20.90	20.80	20.90	20.90	20.80	20.90	20.90	20.70	20.90	20.80
	34	20.90	20.80	20.90	20.90	20.80	20.90	20.90	20.70	20.90	20.80
	35	20.90	20.80	20.90	20.90	20.80	20.90	20.90	20.70	20.90	20.80
	36	20.90	20.80	20.90	20.90	20.80	20.90	20.90	20.70	20.90	20.80
	38	20.90	20.80	20.90	20.90	20.80	20.90	20.90	20.70	20.90	20.80
	41	20.90	20.80	20.90	20.90	20.80	20.90	20.90	20.70	20.90	20.80
	44	20.90	20.80	20.90	20.90	20.80	20.90	20.90	20.70	20.90	20.80
	47	20.90	20.80	20.90	20.90	20.80	20.90	20.90	20.70	20.90	20.80
	50	20.90	20.80	20.90	20.90	20.80	20.90	20.90	20.70	20.90	20.80
	53	20.90	20.80	20.90	20.90	20.80	20.90	20.90	20.70	20.90	20.80
	56	20.90	20.80	20.90	20.90	20.80	20.90	20.90	20.70	20.90	20.80
	59	20.90	20.80	20.90	20.90	20.80	20.90	20.90	20.70	20.90	20.80
	62	20.90	20.80	20.90	20.90	20.80	20.90	20.90	20.70	20.90	20.80
	65	20.90	20.80	20.90	20.90	20.80	20.90	20.90	20.70	20.90	20.80
	68	20.90	20.80	20.90	20.90	20.80	20.90	20.90	20.70	20.90	20.80
	71	20.90	20.80	20.90	20.90	20.80	20.90	20.90	20.70	20.90	20.80
	74	20.90	20.80	20.90	20.90	20.80	20.90	20.90	20.70	20.90	20.80
	77	20.90	20.80	20.90	20.90	20.80	20.90	20.90	20.70	20.90	20.80
	80	20.90	20.80	20.90	20.90	20.80	20.90	20.90	20.70	20.90	20.80
	83	20.90	20.80	20.90	20.90	20.80	20.90	20.90	20.70	20.90	20.80
	86	20.90	20.80	20.90	20.90	20.80	20.90	20.90	20.70	20.90	20.80
	89	20.90	20.80	20.90	20.90	20.80	20.90	20.90	20.70	20.90	20.80
	92	20.90	20.80	20.90	20.90	20.80	20.90	20.90	20.70	20.90	20.80
	95	20.90	20.80	20.90	20.90	20.80	20.90	20.90	20.70	20.90	20.80
	98	20.90	20.80	20.90	20.90	20.80	20.90	20.90	20.70	20.90	20.80
	101	20.90	20.80	20.90	20.90	20.80	20.90	20.90	20.70	20.90	20.80
	104	20.90	20.80	20.90	20.90	20.80	20.90	20.90	20.70	20.90	20.80
	107	20.90	20.80	20.90	20.90	20.80	20.90	20.90	20.70	20.90	20.80
	110	20.90	20.80	20.90	20.90	20.80	20.90	20.90	20.70	20.90	20.80
	113	20.90	20.80	20.90	20.90	20.80	20.90	20.90	20.70	20.90	20.80
	116	20.90	20.80	20.90	20.90	20.80	20.90	20.90	20.70	20.90	20.80
	119	20.90	20.80	20.90	20.90	20.80	20.90	20.90	20.70	20.90	20.80
	121	20.90	20.80	20.90	20.90	20.80	20.90	20.90	20.70	20.90	20.80
	125	20.90	20.80	20.90	20.90	20.80	20.90	20.90	20.70	20.90	20.80
	128	20.90	20.80	20.90	20.90	20.80	20.90	20.90	20.70	20.90	20.80
	131	20.90	20.80	20.90	20.90	20.80	20.90	20.90	20.70	20.90	20.80
	132	20.90	20.80	20.90	20.90	20.80	20.90	20.90	20.70	20.90	20.80
	133	20.90	20.80	20.90	20.90	20.80	20.90	20.90	20.70	20.90	20.80
	134	20.90	20.80	20.90	20.90	20.80	20.90	20.90	20.70	20.90	20.80
	135	20.90	20.80	20.90	20.90	20.80	20.90	20.90	20.70	20.90	20.80

	Band	2.4GHz		5.2GHz		5.3GHz		5.5GHz		5.8GHz	
	Mode	Ant 1= b	Ant 2= b	Ant 1 = VHT80	Ant 2 = HE80	Ant 1= HT40	Ant 2= HT40	Ant 1= VHT80	Ant 2= VHT80	Ant 1= VHT80	Ant 2= VHT80
	Channel	6	6	42	42	54	54	106	106	155	155
Screen angle (degree)	136	20.30	20.40	18.40	18.50	18.50	18.40	17.40	17.40	17.30	17.40
	137	20.30	20.40	18.40	18.50	18.50	18.40	17.40	17.40	17.30	17.40
	138	20.30	20.40	18.40	18.50	18.50	18.40	17.40	17.40	17.30	17.40
	139	20.30	20.40	18.40	18.50	18.50	18.40	17.40	17.40	17.30	17.40
	140	20.30	20.40	18.40	18.50	18.50	18.40	17.40	17.40	17.30	17.40
	143	20.30	20.40	18.40	18.50	18.50	18.40	17.40	17.40	17.30	17.40
	146	20.30	20.40	18.40	18.50	18.50	18.40	17.40	17.40	17.30	17.40
	149	20.30	20.40	18.40	18.50	18.50	18.40	17.40	17.40	17.30	17.40
	152	20.30	20.40	18.40	18.50	18.50	18.40	17.40	17.40	17.30	17.40
	155	20.30	20.40	18.40	18.50	18.50	18.40	17.40	17.40	17.30	17.40
	158	20.30	20.40	18.40	18.50	18.50	18.40	17.40	17.40	17.30	17.40
	161	20.30	20.40	18.40	18.50	18.50	18.40	17.40	17.40	17.30	17.40
	164	20.30	20.40	18.40	18.50	18.50	18.40	17.40	17.40	17.30	17.40
	167	20.30	20.40	18.40	18.50	18.50	18.40	17.40	17.40	17.30	17.40
	170	20.30	20.40	18.40	18.50	18.50	18.40	17.40	17.40	17.30	17.40
	173	20.30	20.40	18.40	18.50	18.50	18.40	17.40	17.40	17.30	17.40
	176	20.30	20.40	18.40	18.50	18.50	18.40	17.40	17.40	17.30	17.40
	179	20.30	20.40	18.40	18.50	18.50	18.40	17.40	17.40	17.30	17.40
	182	20.30	20.40	18.40	18.50	18.50	18.40	17.40	17.40	17.30	17.40
	185	20.30	20.40	18.40	18.50	18.50	18.40	17.40	17.40	17.30	17.40
	188	20.30	20.40	18.40	18.50	18.50	18.40	17.40	17.40	17.30	17.40
	191	20.30	20.40	18.40	18.50	18.50	18.40	17.40	17.40	17.30	17.40
	194	20.30	20.40	18.40	18.50	18.50	18.40	17.40	17.40	17.30	17.40
	197	20.30	20.40	18.40	18.50	18.50	18.40	17.40	17.40	17.30	17.40
	200	20.30	20.40	18.40	18.50	18.50	18.40	17.40	17.40	17.30	17.40
	203	20.30	20.40	18.40	18.50	18.50	18.40	17.40	17.40	17.30	17.40
	206	20.30	20.40	18.40	18.50	18.50	18.40	17.40	17.40	17.30	17.40
	209	20.30	20.40	18.40	18.50	18.50	18.40	17.40	17.40	17.30	17.40
	212	20.30	20.40	18.40	18.50	18.50	18.40	17.40	17.40	17.30	17.40
	215	20.30	20.40	18.40	18.50	18.50	18.40	17.40	17.40	17.30	17.40
	218	20.30	20.40	18.40	18.50	18.50	18.40	17.40	17.40	17.30	17.40
	221	20.30	20.40	18.40	18.50	18.50	18.40	17.40	17.40	17.30	17.40
	224	20.30	20.40	18.40	18.50	18.50	18.40	17.40	17.40	17.30	17.40
	227	20.30	20.40	18.40	18.50	18.50	18.40	17.40	17.40	17.30	17.40
	230	20.30	20.40	18.40	18.50	18.50	18.40	17.40	17.40	17.30	17.40
	233	20.30	20.40	18.40	18.50	18.50	18.40	17.40	17.40	17.30	17.40
	236	20.30	20.40	18.40	18.50	18.50	18.40	17.40	17.40	17.30	17.40
	239	20.30	20.40	18.40	18.50	18.50	18.40	17.40	17.40	17.30	17.40
	242	20.30	20.40	18.40	18.50	18.50	18.40	17.40	17.40	17.30	17.40
	245	20.30	20.40	18.40	18.50	18.50	18.40	17.40	17.40	17.30	17.40
	248	20.30	20.40	18.40	18.50	18.50	18.40	17.40	17.40	17.30	17.40
	251	20.30	20.40	18.40	18.50	18.50	18.40	17.40	17.40	17.30	17.40
	254	20.30	20.40	18.40	18.50	18.50	18.40	17.40	17.40	17.30	17.40
	257	20.30	20.40	18.40	18.50	18.50	18.40	17.40	17.40	17.30	17.40
	260	20.30	20.40	18.40	18.50	18.50	18.40	17.40	17.40	17.30	17.40
	263	20.30	20.40	18.40	18.50	18.50	18.40	17.40	17.40	17.30	17.40
	266	20.30	20.40	18.40	18.50	18.50	18.40	17.40	17.40	17.30	17.40
	269	20.30	20.40	18.40	18.50	18.50	18.40	17.40	17.40	17.30	17.40
	272	20.30	20.40	18.40	18.50	18.50	18.40	17.40	17.40	17.30	17.40
	275	20.30	20.40	18.40	18.50	18.50	18.40	17.40	17.40	17.30	17.40
	278	20.30	20.40	18.40	18.50	18.50	18.40	17.40	17.40	17.30	17.40
	281	20.30	20.40	18.40	18.50	18.50	18.40	17.40	17.40	17.30	17.40
	284	20.30	20.40	18.40	18.50	18.50	18.40	17.40	17.40	17.30	17.40
	287	20.30	20.40	18.40	18.50	18.50	18.40	17.40	17.40	17.30	17.40
	290	20.30	20.40	18.40	18.50	18.50	18.40	17.40	17.40	17.30	17.40
	293	20.30	20.40	18.40	18.50	18.50	18.40	17.40	17.40	17.30	17.40
	296	20.30	20.40	18.40	18.50	18.50	18.40	17.40	17.40	17.30	17.40
	299	20.30	20.40	18.40	18.50	18.50	18.40	17.40	17.40	17.30	17.40
	302	20.30	20.40	18.40	18.50	18.50	18.40	17.40	17.40	17.30	17.40

Screen angle (degree)	305	20.39	20.37	18.42	18.45	18.87	18.8	17.49	17.47	17.76	16.91
	308	20.39	20.37	18.42	18.45	18.87	18.8	17.49	17.47	17.76	16.91
	311	20.39	20.37	18.42	18.45	18.87	18.8	17.49	17.47	17.76	16.91
	314	20.39	20.37	18.42	18.45	18.87	18.8	17.49	17.47	17.76	16.91
	317	20.39	20.37	18.42	18.45	18.87	18.8	17.49	17.47	17.76	16.91
	320	20.39	20.37	18.42	18.45	18.87	18.8	17.49	17.47	17.76	16.91
	323	20.39	20.37	18.42	18.45	18.87	18.8	17.49	17.47	17.76	16.91
	326	20.39	20.37	18.42	18.45	18.87	18.8	17.49	17.47	17.76	16.91
	329	20.39	20.37	18.42	18.45	18.87	18.8	17.49	17.47	17.76	16.91
	332	20.39	20.37	18.42	18.45	18.87	18.8	17.49	17.47	17.76	16.91
	335	20.39	20.37	18.42	18.45	18.87	18.8	17.49	17.47	17.76	16.91
	338	20.39	20.37	18.42	18.45	18.87	18.8	17.49	17.47	17.76	16.91
	341	20.39	20.37	18.42	18.45	18.87	18.8	17.49	17.47	17.76	16.91
	344	20.39	20.37	18.42	18.45	18.87	18.8	17.49	17.47	17.76	16.91
	347	20.39	20.37	18.42	18.45	18.87	18.8	17.49	17.47	17.76	16.91
	350	20.39	20.37	18.42	18.45	18.87	18.8	17.49	17.47	17.76	16.91
	353	20.39	20.37	18.42	18.45	18.87	18.8	17.49	17.47	17.76	16.91
	356	20.39	20.37	18.42	18.45	18.87	18.8	17.49	17.47	17.76	16.91
	359	20.39	20.37	18.42	18.45	18.87	18.8	17.49	17.47	17.76	16.91
	360	20.39	20.37	18.42	18.45	18.87	18.8	17.49	17.47	17.76	16.91

when the screen angle is from 360 degree to 0 degree											
	Band	2.4GHz		5.2GHz		5.3GHz		5.5GHz		5.8GHz	
	Mode	Ant 1= b	Ant 2= b	Ant 1 = VHT80	Ant 2 = HE80	Ant 1= HT40	Ant 2= HT40	Ant 1= VHT80	Ant 2= VHT80	Ant 1= VHT80	Ant 2= VHT80
	Channel	6	6	42	42	54	54	106	106	155	155
Screen angle (degree)	360	20.30	20.40	18.40	18.50	18.50	18.40	17.40	17.40	17.30	17.40
	358	20.30	20.40	18.40	18.50	18.50	18.40	17.40	17.40	17.30	17.40
	355	20.30	20.40	18.40	18.50	18.50	18.40	17.40	17.40	17.30	17.40
	352	20.30	20.40	18.40	18.50	18.50	18.40	17.40	17.40	17.30	17.40
	349	20.30	20.40	18.40	18.50	18.50	18.40	17.40	17.40	17.30	17.40
	346	20.30	20.40	18.40	18.50	18.50	18.40	17.40	17.40	17.30	17.40
	343	20.30	20.40	18.40	18.50	18.50	18.40	17.40	17.40	17.30	17.40
	340	20.30	20.40	18.40	18.50	18.50	18.40	17.40	17.40	17.30	17.40
	337	20.30	20.40	18.40	18.50	18.50	18.40	17.40	17.40	17.30	17.40
	334	20.30	20.40	18.40	18.50	18.50	18.40	17.40	17.40	17.30	17.40
	331	20.30	20.40	18.40	18.50	18.50	18.40	17.40	17.40	17.30	17.40
	328	20.30	20.40	18.40	18.50	18.50	18.40	17.40	17.40	17.30	17.40
	325	20.30	20.40	18.40	18.50	18.50	18.40	17.40	17.40	17.30	17.40
	322	20.30	20.40	18.40	18.50	18.50	18.40	17.40	17.40	17.30	17.40
	319	20.30	20.40	18.40	18.50	18.50	18.40	17.40	17.40	17.30	17.40
	316	20.30	20.40	18.40	18.50	18.50	18.40	17.40	17.40	17.30	17.40
	313	20.30	20.40	18.40	18.50	18.50	18.40	17.40	17.40	17.30	17.40
	310	20.30	20.40	18.40	18.50	18.50	18.40	17.40	17.40	17.30	17.40
	307	20.30	20.40	18.40	18.50	18.50	18.40	17.40	17.40	17.30	17.40
	304	20.30	20.40	18.40	18.50	18.50	18.40	17.40	17.40	17.30	17.40
	301	20.30	20.40	18.40	18.50	18.50	18.40	17.40	17.40	17.30	17.40
	298	20.30	20.40	18.40	18.50	18.50	18.40	17.40	17.40	17.30	17.40
	295	20.30	20.40	18.40	18.50	18.50	18.40	17.40	17.40	17.30	17.40
	292	20.30	20.40	18.40	18.50	18.50	18.40	17.40	17.40	17.30	17.40
	289	20.30	20.40	18.40	18.50	18.50	18.40	17.40	17.40	17.30	17.40
	286	20.30	20.40	18.40	18.50	18.50	18.40	17.40	17.40	17.30	17.40
	283	20.30	20.40	18.40	18.50	18.50	18.40	17.40	17.40	17.30	17.40
	280	20.30	20.40	18.40	18.50	18.50	18.40	17.40	17.40	17.30	17.40
	277	20.30	20.40	18.40	18.50	18.50	18.40	17.40	17.40	17.30	17.40
	274	20.30	20.40	18.40	18.50	18.50	18.40	17.40	17.40	17.30	17.40
	271	20.30	20.40	18.40	18.50	18.50	18.40	17.40	17.40	17.30	17.40
	268	20.30	20.40	18.40	18.50	18.50	18.40	17.40	17.40	17.30	17.40
	265	20.30	20.40	18.40	18.50	18.50	18.40	17.40	17.40	17.30	17.40
	262	20.30	20.40	18.40	18.50	18.50	18.40	17.40	17.40	17.30	17.40
	259	20.30	20.40	18.40	18.50	18.50	18.40	17.40	17.40	17.30	17.40
	256	20.30	20.40	18.40	18.50	18.50	18.40	17.40	17.40	17.30	17.40
	253	20.30	20.40	18.40	18.50	18.50	18.40	17.40	17.40	17.30	17.40
	250	20.30	20.40	18.40	18.50	18.50	18.40	17.40	17.40	17.30	17.40
	247	20.30	20.40	18.40	18.50	18.50	18.40	17.40	17.40	17.30	17.40
	244	20.30	20.40	18.40	18.50	18.50	18.40	17.40	17.40	17.30	17.40
	241	20.30	20.40	18.40	18.50	18.50	18.40	17.40	17.40	17.30	17.40
	238	20.30	20.40	18.40	18.50	18.50	18.40	17.40	17.40	17.30	17.40
	235	20.30	20.40	18.40	18.50	18.50	18.40	17.40	17.40	17.30	17.40
	232	20.30	20.40	18.40	18.50	18.50	18.40	17.40	17.40	17.30	17.40
	229	20.30	20.40	18.40	18.50	18.50	18.40	17.40	17.40	17.30	17.40
	226	20.30	20.40	18.40	18.50	18.50	18.40	17.40	17.40	17.30	17.40
	223	20.30	20.40	18.40	18.50	18.50	18.40	17.40	17.40	17.30	17.40
	220	20.30	20.40	18.40	18.50	18.50	18.40	17.40	17.40	17.30	17.40
	217	20.30	20.40	18.40	18.50	18.50	18.40	17.40	17.40	17.30	17.40
	214	20.30	20.40	18.40	18.50	18.50	18.40	17.40	17.40	17.30	17.40
	211	20.30	20.40	18.40	18.50	18.50	18.40	17.40	17.40	17.30	17.40
	208	20.30	20.40	18.40	18.50	18.50	18.40	17.40	17.40	17.30	17.40
	205	20.30	20.40	18.40	18.50	18.50	18.40	17.40	17.40	17.30	17.40
	202	20.30	20.40	18.40	18.50	18.50	18.40	17.40	17.40	17.30	17.40
	199	20.30	20.40	18.40	18.50	18.50	18.40	17.40	17.40	17.30	17.40
	196	20.30	20.40	18.40	18.50	18.50	18.40	17.40	17.40	17.30	17.40
	193	20.30	20.40	18.40	18.50	18.50	18.40	17.40	17.40	17.30	17.40
	190	20.30	20.40	18.40	18.50	18.50	18.40	17.40	17.40	17.30	17.40
	187	20.30	20.40	18.40	18.50	18.50	18.40	17.40	17.40	17.30	17.40

184	20.30	20.40	18.40	18.50	18.50	18.40	17.40	17.40	17.30	17.40
181	20.30	20.40	18.40	18.50	18.50	18.40	17.40	17.40	17.30	17.40
178	20.30	20.40	18.40	18.50	18.50	18.40	17.40	17.40	17.30	17.40
175	20.30	20.40	18.40	18.50	18.50	18.40	17.40	17.40	17.30	17.40
172	20.30	20.40	18.40	18.50	18.50	18.40	17.40	17.40	17.30	17.40
169	20.30	20.40	18.40	18.50	18.50	18.40	17.40	17.40	17.30	17.40
166	20.30	20.40	18.40	18.50	18.50	18.40	17.40	17.40	17.30	17.40
163	20.30	20.40	18.40	18.50	18.50	18.40	17.40	17.40	17.30	17.40
160	20.30	20.40	18.40	18.50	18.50	18.40	17.40	17.40	17.30	17.40
157	20.30	20.40	18.40	18.50	18.50	18.40	17.40	17.40	17.30	17.40
154	20.30	20.40	18.40	18.50	18.50	18.40	17.40	17.40	17.30	17.40
151	20.30	20.40	18.40	18.50	18.50	18.40	17.40	17.40	17.30	17.40
148	20.30	20.40	18.40	18.50	18.50	18.40	17.40	17.40	17.30	17.40
145	20.30	20.40	18.40	18.50	18.50	18.40	17.40	17.40	17.30	17.40
142	20.30	20.40	18.40	18.50	18.50	18.40	17.40	17.40	17.30	17.40
139	20.30	20.40	18.40	18.50	18.50	18.40	17.40	17.40	17.30	17.40
138	20.30	20.40	18.40	18.50	18.50	18.40	17.40	17.40	17.30	17.40
137	20.30	20.40	18.40	18.50	18.50	18.40	17.40	17.40	17.30	17.40
136	20.30	20.40	18.40	18.50	18.50	18.40	17.40	17.40	17.30	17.40
135	20.30	20.40	18.40	18.50	18.50	18.40	17.40	17.40	17.30	17.40

	Band	2.4GHz		5.2GHz		5.3GHz		5.5GHz		5.8GHz	
	Mode	Ant 1 = b	Ant 2 = b	Ant 1 = a	Ant 2 = a	Ant 1 = a	Ant 2 = a	Ant 1 = VHT80	Ant 2 = VHT80	Ant 1 = HT40	Ant 2 = VHT80
	Channel	6	6	44	48	52	52	138	138	159	159
Screen angle (degree)	134	20.90	20.80	20.90	20.90	20.80	20.90	20.90	20.70	20.90	20.80
	133	20.90	20.80	20.90	20.90	20.80	20.90	20.90	20.70	20.90	20.80
	132	20.90	20.80	20.90	20.90	20.80	20.90	20.90	20.70	20.90	20.80
	131	20.90	20.80	20.90	20.90	20.80	20.90	20.90	20.70	20.90	20.80
	130	20.90	20.80	20.90	20.90	20.80	20.90	20.90	20.70	20.90	20.80
	127	20.90	20.80	20.90	20.90	20.80	20.90	20.90	20.70	20.90	20.80
	126	20.90	20.80	20.90	20.90	20.80	20.90	20.90	20.70	20.90	20.80
	125	20.90	20.80	20.90	20.90	20.80	20.90	20.90	20.70	20.90	20.80
	124	20.90	20.80	20.90	20.90	20.80	20.90	20.90	20.70	20.90	20.80
	123	20.90	20.80	20.90	20.90	20.80	20.90	20.90	20.70	20.90	20.80
	122	20.90	20.80	20.90	20.90	20.80	20.90	20.90	20.70	20.90	20.80
	121	20.90	20.80	20.90	20.90	20.80	20.90	20.90	20.70	20.90	20.80
	120	20.90	20.80	20.90	20.90	20.80	20.90	20.90	20.70	20.90	20.80
	117	20.90	20.80	20.90	20.90	20.80	20.90	20.90	20.70	20.90	20.80
	114	20.90	20.80	20.90	20.90	20.80	20.90	20.90	20.70	20.90	20.80
	111	20.90	20.80	20.90	20.90	20.80	20.90	20.90	20.70	20.90	20.80
	108	20.90	20.80	20.90	20.90	20.80	20.90	20.90	20.70	20.90	20.80
	105	20.90	20.80	20.90	20.90	20.80	20.90	20.90	20.70	20.90	20.80
	102	20.90	20.80	20.90	20.90	20.80	20.90	20.90	20.70	20.90	20.80
	99	20.90	20.80	20.90	20.90	20.80	20.90	20.90	20.70	20.90	20.80
	96	20.90	20.80	20.90	20.90	20.80	20.90	20.90	20.70	20.90	20.80
	93	20.90	20.80	20.90	20.90	20.80	20.90	20.90	20.70	20.90	20.80
	90	20.90	20.80	20.90	20.90	20.80	20.90	20.90	20.70	20.90	20.80
	87	20.90	20.80	20.90	20.90	20.80	20.90	20.90	20.70	20.90	20.80
	84	20.90	20.80	20.90	20.90	20.80	20.90	20.90	20.70	20.90	20.80
	81	20.90	20.80	20.90	20.90	20.80	20.90	20.90	20.70	20.90	20.80
	78	20.90	20.80	20.90	20.90	20.80	20.90	20.90	20.70	20.90	20.80
	75	20.90	20.80	20.90	20.90	20.80	20.90	20.90	20.70	20.90	20.80
	72	20.90	20.80	20.90	20.90	20.80	20.90	20.90	20.70	20.90	20.80
	69	20.90	20.80	20.90	20.90	20.80	20.90	20.90	20.70	20.90	20.80
	66	20.90	20.80	20.90	20.90	20.80	20.90	20.90	20.70	20.90	20.80
	63	20.90	20.80	20.90	20.90	20.80	20.90	20.90	20.70	20.90	20.80
	60	20.90	20.80	20.90	20.90	20.80	20.90	20.90	20.70	20.90	20.80
	57	20.90	20.80	20.90	20.90	20.80	20.90	20.90	20.70	20.90	20.80
	54	20.90	20.80	20.90	20.90	20.80	20.90	20.90	20.70	20.90	20.80
	51	20.90	20.80	20.90	20.90	20.80	20.90	20.90	20.70	20.90	20.80
	48	20.90	20.80	20.90	20.90	20.80	20.90	20.90	20.70	20.90	20.80
	45	20.90	20.80	20.90	20.90	20.80	20.90	20.90	20.70	20.90	20.80
	42	20.90	20.80	20.90	20.90	20.80	20.90	20.90	20.70	20.90	20.80
	39	20.90	20.80	20.90	20.90	20.80	20.90	20.90	20.70	20.90	20.80
	36	20.90	20.80	20.90	20.90	20.80	20.90	20.90	20.70	20.90	20.80
	33	20.90	20.80	20.90	20.90	20.80	20.90	20.90	20.70	20.90	20.80
	30	NA	NA	NA	NA	NA	NA	NA	NA	NA	NA
	29	NA	NA	NA	NA	NA	NA	NA	NA	NA	NA
	26	NA	NA	NA	NA	NA	NA	NA	NA	NA	NA
	23	NA	NA	NA	NA	NA	NA	NA	NA	NA	NA
	20	NA	NA	NA	NA	NA	NA	NA	NA	NA	NA
	17	NA	NA	NA	NA	NA	NA	NA	NA	NA	NA
	14	NA	NA	NA	NA	NA	NA	NA	NA	NA	NA
	11	NA	NA	NA	NA	NA	NA	NA	NA	NA	NA
	8	NA	NA	NA	NA	NA	NA	NA	NA	NA	NA
	5	NA	NA	NA	NA	NA	NA	NA	NA	NA	NA
	2	NA	NA	NA	NA	NA	NA	NA	NA	NA	NA
	0	NA	NA	NA	NA	NA	NA	NA	NA	NA	NA

4. RF Exposure Limits

4.1 Uncontrolled Environment

Uncontrolled Environments are defined as locations where there is the exposure of individuals who have no knowledge or control of their exposure. The general population/uncontrolled exposure limits are applicable to situations in which the general public may be exposed or in which persons who are exposed as a consequence of their employment may not be made fully aware of the potential for exposure or cannot exercise control over their exposure. Members of the general public would come under this category when exposure is not employment-related; for example, in the case of a wireless transmitter that exposes persons in its vicinity.

4.2 Controlled Environment

Controlled Environments are defined as locations where there is exposure that may be incurred by persons who are aware of the potential for exposure, (i.e. as a result of employment or occupation). In general, occupational/controlled exposure limits are applicable to situations in which persons are exposed as a consequence of their employment, who have been made fully aware of the potential for exposure and can exercise control over their exposure. The exposure category is also applicable when the exposure is of a transient nature due to incidental passage through a location where the exposure levels may be higher than the general population/uncontrolled limits, but the exposed person is fully aware of the potential for exposure and can exercise control over his or her exposure by leaving the area or by some other appropriate means.

Limits for Occupational/Controlled Exposure (W/kg)

Whole-Body	Partial-Body	Hands, Wrists, Feet and Ankles
0.4	8.0	20.0

Limits for General Population/Uncontrolled Exposure (W/kg)

Whole-Body	Partial-Body	Hands, Wrists, Feet and Ankles
0.08	1.6	4.0

1. Whole-Body SAR is averaged over the entire body, partial-body SAR is averaged over any 1gram of tissue defined as a tissue volume in the shape of a cube. SAR for hands, wrists, feet and ankles is averaged over any 10 grams of tissue defined as a tissue volume in the shape of a cube.

5. Specific Absorption Rate (SAR)

5.1 Introduction

SAR is related to the rate at which energy is absorbed per unit mass in an object exposed to a radio field. The SAR distribution in a biological body is complicated and is usually carried out by experimental techniques or numerical modeling. The standard recommends limits for two tiers of groups, occupational/controlled and general population/uncontrolled, based on a person's awareness and ability to exercise control over his or her exposure. In general, occupational/controlled exposure limits are higher than the limits for general population/uncontrolled.

5.2 SAR Definition

The SAR definition is the time derivative (rate) of the incremental energy (dW) absorbed by (dissipated in) an incremental mass (dm) contained in a volume element (dv) of a given density (ρ). The equation description is as below:

$$\mathbf{SAR} = \frac{\mathbf{d}}{\mathbf{dt}}\left(\frac{\mathbf{dW}}{\mathbf{dm}}\right) = \frac{\mathbf{d}}{\mathbf{dt}}\left(\frac{\mathbf{dW}}{\boldsymbol{\rho}\mathbf{dv}}\right)$$

SAR is expressed in units of Watts per kilogram (W/kg)

$$\mathbf{SAR} = \frac{\boldsymbol{\sigma}|\mathbf{E}|^2}{\boldsymbol{\rho}}$$

Where: σ is the conductivity of the tissue, ρ is the mass density of the tissue and E is the RMS electrical field strength.

6. System Description and Setup

The DASY system used for performing compliance tests consists of the following items:

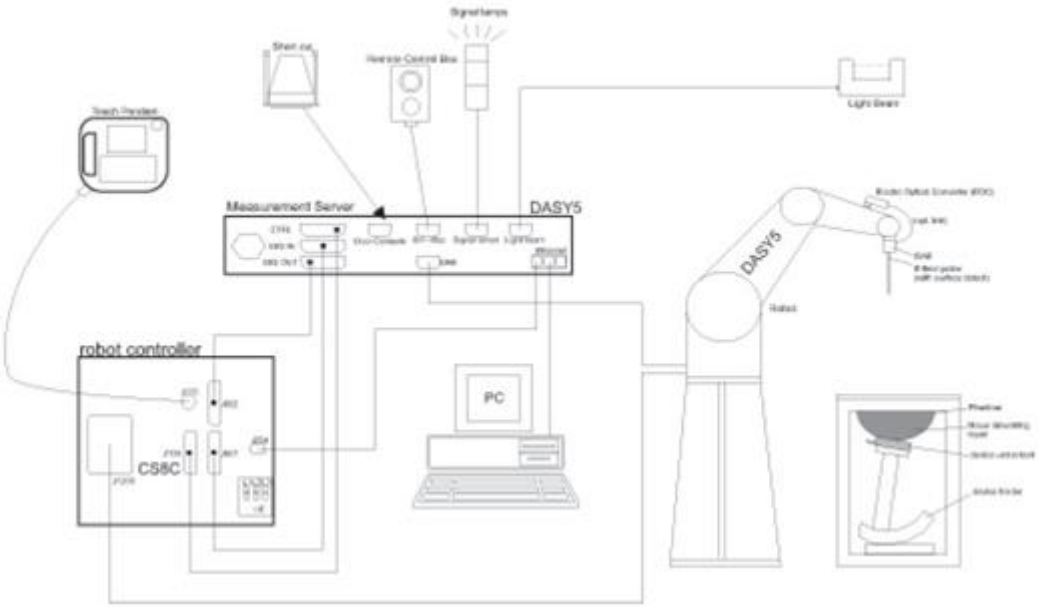

- A standard high precision 6-axis robot with controller, teach pendant and software. An arm extension for accommodating the data acquisition electronics (DAE).
- An isotropic Field probe optimized and calibrated for the targeted measurement.
- A data acquisition electronics (DAE) which performs the signal amplification, signal multiplexing, AD-conversion, offset measurements, mechanical surface detection, collision detection, etc. The unit is battery powered with standard or rechargeable batteries. The signal is optically transmitted to the EOC.
- The Electro-optical converter (EOC) performs the conversion from optical to electrical signals for the digital communication to the DAE. To use optical surface detection, a special version of the EOC is required. The EOC signal is transmitted to the measurement server.
- The function of the measurement server is to perform the time critical tasks such as signal filtering, control of the robot operation and fast movement interrupts.
- The Light Beam used is for probe alignment. This improves the (absolute) accuracy of the probe positioning.
- A computer running WinXP or Win7 and the DASY5 software.
- Remote control and teach pendant as well as additional circuitry for robot safety such as warning lamps, etc.
- The phantom, the device holder and other accessories according to the targeted measurement.

6.1 E-Field Probe

The SAR measurement is conducted with the dosimetric probe (manufactured by SPEAG).The probe is specially designed and calibrated for use in liquid with high permittivity. The dosimetric probe has special calibration in liquid at different frequency. This probe has a built in optical surface detection system to prevent from collision with phantom.

<ES3DV3 Probe>

Construction	Symmetric design with triangular core Interleaved sensors Built-in shielding against static charges PEEK enclosure material (resistant to organic solvents, e.g., DGBE)	
Frequency	10 MHz – 4 GHz; Linearity: ±0.2 dB (30 MHz – 4 GHz)	
Directivity	±0.2 dB in TSL (rotation around probe axis) ±0.3 dB in TSL (rotation normal to probe axis)	
Dynamic Range	5 µW/g – >100 mW/g; Linearity: ±0.2 dB	
Dimensions	Overall length: 337 mm (tip: 20 mm) Tip diameter: 3.9 mm (body: 12 mm) Distance from probe tip to dipole centers: 3.0 mm	

<EX3DV4 Probe>

Construction	Symmetric design with triangular core Built-in shielding against static charges PEEK enclosure material (resistant to organic solvents, e.g., DGBE)	
Frequency	10 MHz – >6 GHz Linearity: ±0.2 dB (30 MHz – 6 GHz)	
Directivity	±0.3 dB in TSL (rotation around probe axis) ±0.5 dB in TSL (rotation normal to probe axis)	
Dynamic Range	10 µW/g – >100 mW/g Linearity: ±0.2 dB (noise: typically <1 µW/g)	
Dimensions	Overall length: 337 mm (tip: 20 mm) Tip diameter: 2.5 mm (body: 12 mm) Typical distance from probe tip to dipole centers: 1 mm	

6.2 Data Acquisition Electronics (DAE)

The data acquisition electronics (DAE) consists of a highly sensitive electrometer-grade preamplifier with auto-zeroing, a channel and gain-switching multiplexer, a fast 16 bit AD-converter and a command decoder and control logic unit. Transmission to the measurement server is accomplished through an optical downlink for data and status information as well as an optical uplink for commands and the clock.

The input impedance of the DAE is 200 MOhm; the inputs are symmetrical and floating. Common mode rejection is above 80 dB.

Fig 5.1 Photo of DAE

6.3 Phantom

<SAM Twin Phantom>

Shell Thickness	2 ± 0.2 mm; Center ear point: 6 ± 0.2 mm	
Filling Volume	Approx. 25 liters	
Dimensions	Length: 1000 mm; Width: 500 mm; Height: adjustable feet	
Measurement Areas	Left Hand, Right Hand, Flat Phantom	

The bottom plate contains three pair of bolts for locking the device holder. The device holder positions are adjusted to the standard measurement positions in the three sections. A white cover is provided to tap the phantom during off-periods to prevent water evaporation and changes in the liquid parameters. On the phantom top, three reference markers are provided to identify the phantom position with respect to the robot.

<ELI Phantom>

Shell Thickness	2 ± 0.2 mm (sagging: <1%)	
Filling Volume	Approx. 30 liters	
Dimensions	Major ellipse axis: 600 mm Minor axis: 400 mm	

The ELI phantom is intended for compliance testing of handheld and body-mounted wireless devices in the frequency range of 30 MHz to 6 GHz. ELI4 is fully compatible with standard and all known tissue simulating liquids.

6.4 Device Holder

<Mounting Device for Hand-Held Transmitter>

In combination with the Twin SAM V5.0/V5.0c or ELI phantoms, the Mounting Device for Hand-Held Transmitters enables rotation of the mounted transmitter device to specified spherical coordinates. At the heads, the rotation axis is at the ear opening. Transmitter devices can be easily and accurately positioned according to IEC 62209-1, IEEE 1528, FCC, or other specifications. The device holder can be locked for positioning at different phantom sections (left head, right head, flat). And upgrade kit to Mounting Device to enable easy mounting of wider devices like big smart-phones, e-books, small tablets, etc. It holds devices with width up to 140 mm.

Mounting Device for Hand-Held Transmitters

Mounting Device Adaptor for Wide-Phones

<Mounting Device for Laptops and other Body-Worn Transmitters>

The extension is lightweight and made of POM, acrylic glass and foam. It fits easily on the upper part of the mounting device in place of the phone positioned. The extension is fully compatible with the SAM Twin and ELI phantoms.

Mounting Device for Laptops

7. Measurement Procedures

The measurement procedures are as follows:

<Conducted power measurement>

(a) For WWAN power measurement, use base station simulator to configure EUT WWAN transmission in conducted connection with RF cable, at maximum power in each supported wireless interface and frequency band.
(b) Read the WWAN RF power level from the base station simulator.
(c) For WLAN/BT power measurement, use engineering software to configure EUT WLAN/BT continuously transmission, at maximum RF power in each supported wireless interface and frequency band
(d) Connect EUT RF port through RF cable to the power meter, and measure WLAN/BT output power

<SAR measurement>

(a) Use base station simulator to configure EUT WWAN transmission in radiated connection, and engineering software to configure EUT WLAN/BT continuously transmission, at maximum RF power, in the highest power channel.
(b) Place the EUT in the positions as Appendix D demonstrates.
(c) Set scan area, grid size and other setting on the DASY software.
(d) Measure SAR results for the highest power channel on each testing position.
(e) Find out the largest SAR result on these testing positions of each band
(f) Measure SAR results for other channels in worst SAR testing position if the reported SAR of highest power channel is larger than 0.8 W/kg

According to the test standard, the recommended procedure for assessing the peak spatial-average SAR value consists of the following steps:

(a) Power reference measurement
(b) Area scan
(c) Zoom scan
(d) Power drift measurement

7.1 Spatial Peak SAR Evaluation

The procedure for spatial peak SAR evaluation has been implemented according to the test standard. It can be conducted for 1g and 10g, as well as for user-specific masses. The DASY software includes all numerical procedures necessary to evaluate the spatial peak SAR value.

The base for the evaluation is a "cube" measurement. The measured volume must include the 1g and 10g cubes with the highest averaged SAR values. For that purpose, the center of the measured volume is aligned to the interpolated peak SAR value of a previously performed area scan.

The entire evaluation of the spatial peak values is performed within the post-processing engine (SEMCAD). The system always gives the maximum values for the 1g and 10g cubes. The algorithm to find the cube with highest averaged SAR is divided into the following stages:

(a) Extraction of the measured data (grid and values) from the Zoom Scan
(b) Calculation of the SAR value at every measurement point based on all stored data (A/D values and measurement parameters)
(c) Generation of a high-resolution mesh within the measured volume
(d) Interpolation of all measured values form the measurement grid to the high-resolution grid
(e) Extrapolation of the entire 3-D field distribution to the phantom surface over the distance from sensor to surface
(f) Calculation of the averaged SAR within masses of 1g and 10g

7.2 Power Reference Measurement

The Power Reference Measurement and Power Drift Measurements are for monitoring the power drift of the device under test in the batch process. The minimum distance of probe sensors to surface determines the closest measurement point to phantom surface. This distance cannot be smaller than the distance of sensor calibration points to probe tip as defined in the probe properties.

7.3 Area Scan

The area scan is used as a fast scan in two dimensions to find the area of high field values, before doing a fine measurement around the hot spot. The sophisticated interpolation routines implemented in DASY software can find the maximum found in the scanned area, within a range of the global maximum. The range (in dB0 is specified in the standards for compliance testing. For example, a 2 dB range is required in IEEE standard 1528 and IEC 62209 standards, whereby 3 dB is a requirement when compliance is assessed in accordance with the ARIB standard (Japan), if only one zoom scan follows the area scan, then only the absolute maximum will be taken as reference. For cases where multiple maximums are detected, the number of zoom scans has to be increased accordingly.

Area scan parameters extracted from FCC KDB 865664 D01v01r04 SAR measurement 100 MHz to 6 GHz.

	≤ 3 GHz	> 3 GHz
Maximum distance from closest measurement point (geometric center of probe sensors) to phantom surface	5 ± 1 mm	½·δ·ln(2) ± 0.5 mm
Maximum probe angle from probe axis to phantom surface normal at the measurement location	30° ± 1°	20° ± 1°
Maximum area scan spatial resolution: Δx_{Area}, Δy_{Area}	≤ 2 GHz: ≤ 15 mm 2 – 3 GHz: ≤ 12 mm	3 – 4 GHz: ≤ 12 mm 4 – 6 GHz: ≤ 10 mm
	When the x or y dimension of the test device, in the measurement plane orientation, is smaller than the above, the measurement resolution must be ≤ the corresponding x or y dimension of the test device with at least one measurement point on the test device.	

7.4 Zoom Scan

Zoom scans are used assess the peak spatial SAR values within a cubic averaging volume containing 1 gram and 10 gram of simulated tissue. The zoom scan measures points (refer to table below) within a cube shoes base faces are centered on the maxima found in a preceding area scan job within the same procedure. When the measurement is done, the zoom scan evaluates the averaged SAR for 1 gram and 10 gram and displays these values next to the job's label.

Zoom scan parameters extracted from FCC KDB 865664 D01v01r04 SAR measurement 100 MHz to 6 GHz.

			≤ 3 GHz	> 3 GHz
Maximum zoom scan spatial resolution: Δx_{Zoom}, Δy_{Zoom}			≤ 2 GHz: ≤ 8 mm 2 – 3 GHz: ≤ 5 mm*	3 – 4 GHz: ≤ 5 mm* 4 – 6 GHz: ≤ 4 mm*
Maximum zoom scan spatial resolution, normal to phantom surface	uniform grid: $\Delta z_{Zoom}(n)$		≤ 5 mm	3 – 4 GHz: ≤ 4 mm 4 – 5 GHz: ≤ 3 mm 5 – 6 GHz: ≤ 2 mm
	graded grid	$\Delta z_{Zoom}(1)$: between 1st two points closest to phantom surface	≤ 4 mm	3 – 4 GHz: ≤ 3 mm 4 – 5 GHz: ≤ 2.5 mm 5 – 6 GHz: ≤ 2 mm
		$\Delta z_{Zoom}(n>1)$: between subsequent points	$\leq 1.5 \cdot \Delta z_{Zoom}(n-1)$	
Minimum zoom scan volume	x, y, z		≥ 30 mm	3 – 4 GHz: ≥ 28 mm 4 – 5 GHz: ≥ 25 mm 5 – 6 GHz: ≥ 22 mm

Note: δ is the penetration depth of a plane-wave at normal incidence to the tissue medium; see draft standard IEEE P1528-2011 for details.

* When zoom scan is required and the *reported* SAR from the *area scan based 1-g SAR estimation* procedures of KDB 447498 is ≤ 1.4 W/kg, ≤ 8 mm, ≤ 7 mm and ≤ 5 mm zoom scan resolution may be applied, respectively, for 2 GHz to 3 GHz, 3 GHz to 4 GHz and 4 GHz to 6 GHz.

7.5 Volume Scan Procedures

The volume scan is used for assess overlapping SAR distributions for antennas transmitting in different frequency bands. It is equivalent to an oversized zoom scan used in standalone measurements. The measurement volume will be used to enclose all the simultaneous transmitting antennas. For antennas transmitting simultaneously in different frequency bands, the volume scan is measured separately in each frequency band. In order to sum correctly to compute the 1g aggregate SAR, the EUT remain in the same test position for all measurements and all volume scan use the same spatial resolution and grid spacing. When all volume scan were completed, the software, SEMCAD postprocessor can combine and subsequently superpose these measurement data to calculating the multiband SAR.

7.6 Power Drift Monitoring

All SAR testing is under the EUT install full charged battery and transmit maximum output power. In DASY measurement software, the power reference measurement and power drift measurement procedures are used for monitoring the power drift of EUT during SAR test. Both these procedures measure the field at a specified reference position before and after the SAR testing. The software will calculate the field difference in dB. If the power drifts more than 5%, the SAR will be retested.

8. Test Equipment List

Manufacturer	Name of Equipment	Type/Model	Serial Number	Calibration	
				Last Cal.	Due Date
SPEAG	2450MHz System Validation Kit	D2450V2	736	Aug. 31, 2018	Aug. 30, 2019
SPEAG	5GHz System Validation Kit	D5GHzV2	1006	Sep. 27, 2018	Sep. 26, 2019
SPEAG	Data Acquisition Electronics	DAE4	854	May. 21, 2019	May. 20, 2020
SPEAG	Dosimetric E-Field Probe	EX3DV4	3642	Apr. 29, 2019	Apr. 28, 2020
RCPTWN	Thermometer	HTC-1	TM685-1	Nov. 12, 2018	Nov. 11, 2019
R&S	BT Base Station	CBT32	100522	Mar. 18, 2019	Mar. 17, 2020
SPEAG	Device Holder	N/A	N/A	N/A	N/A
Anritsu	Signal Generator	MG3710A	6201502524	Dec. 11, 2018	Dec. 10, 2019
Agilent	ENA Network Analyzer	E5071C	MY46104758	Sep. 19, 2018	Sep. 18, 2019
SPEAG	Dielectric Probe Kit	DAK-3.5	1126	Sep. 19, 2018	Sep. 18, 2019
LINE SEIKI	Digital Thermometer	DTM3000-spezial	3169	Sep. 11, 2018	Sep. 10, 2019
Anritsu	Power Meter	ML2495A	1218006	Oct. 08, 2018	Oct. 07, 2019
Anritsu	Power Sensor	MA2411B	1207363	Oct. 08, 2018	Oct. 07, 2019
Anritsu	Power Meter	ML2495A	1419002	May. 29, 2019	May. 28, 2020
Anritsu	Power Sensor	MA2411B	1339124	May. 29, 2019	May. 28, 2020
Agilent	Spectrum Analyzer	E4408B	MY44211028	Aug. 28, 2018	Aug. 27, 2019
Anritsu	Spectrum Analyzer	MS2830A	6201396378	Jun. 27, 2019	Jun. 26, 2020
Mini-Circuits	Power Amplifier	ZVE-8G+	070501814	Oct. 08, 2018	Oct. 07, 2019
Mini-Circuits	Power Amplifier	ZVE-8G+	6382	Aug. 09, 2018	Aug. 08, 2019
ATM	Dual Directional Coupler	C122H-10	P610410z-02	Note 1	
Woken	Attenuator 1	WK0602-XX	N/A	Note 1	
PE	Attenuator 2	PE7005-10	N/A	Note 1	
PE	Attenuator 3	PE7005- 3	N/A	Note 1	

General Note:

1. Prior to system verification and validation, the path loss from the signal generator to the system check source and the power meter, which includes the amplifier, cable, attenuator and directional coupler, was measured by the network analyzer. The reading of the power meter was offset by the path loss difference between the path to the power meter and the path to the system check source to monitor the actual power level fed to the system check source.

9. System Verification

9.1 Tissue Simulating Liquids

For the measurement of the field distribution inside the SAM phantom with DASY, the phantom must be filled with around 25 liters of homogeneous body tissue simulating liquid. For head SAR testing, the liquid height from the ear reference point (ERP) of the phantom to the liquid top surface is larger than 15 cm, which is shown in Fig. 10.1. For body SAR testing, the liquid height from the center of the flat phantom to the liquid top surface is larger than 15 cm, which is shown in Fig. 10.2.



Fig 10.1Photo of Liquid Height for Head SAR



Fig 10.2 Photo of Liquid Height for Body SAR

9.2 Tissue Verification

The following tissue formulations are provided for reference only as some of the parameters have not been thoroughly verified. The composition of ingredients may be modified accordingly to achieve the desired target tissue parameters required for routine SAR evaluation.

Frequency (MHz)	Water (%)	Sugar (%)	Cellulose (%)	Salt (%)	Preventol (%)	DGBE (%)	Conductivity (σ)	Permittivity (εr)
750	41.1	57.0	0.2	1.4	0.2	0	0.89	41.9
835	40.3	57.9	0.2	1.4	0.2	0	0.90	41.5
900	40.3	57.9	0.2	1.4	0.2	0	0.97	41.5
1800, 1900, 2000	55.2	0	0	0.3	0	44.5	1.40	40.0
2450	55.0	0	0	0	0	45.0	1.80	39.2
2600	54.8	0	0	0.1	0	45.1	1.96	39.0

Simulating Liquid for 5GHz, Manufactured by SPEAG

Ingredients	(% by weight)
Water	64~78%
Mineral oil	11~18%
Emulsifiers	9~15%
Additives and Salt	2~3%

<Tissue Dielectric Parameter Check Results>

Frequency (MHz)	Liquid Temp. (℃)	Conductivity (σ)	Permittivity (ε_r)	Conductivity Target (σ)	Permittivity Target (ε_r)	Delta (σ) (%)	Delta (ε_r) (%)	Limit (%)	Date
2450	22.6	1.853	39.553	1.80	39.20	2.94	0.90	±5	2019/6/30
5250	22.4	4.696	37.067	4.71	35.95	-0.30	3.11	±5	2019/6/29
5250	22.5	4.693	37.044	4.71	35.95	-0.36	3.04	±5	2019/7/3
5600	22.4	5.054	36.735	5.07	35.50	-0.32	3.48	±5	2019/6/29
5600	22.5	5.051	36.712	5.07	35.50	-0.37	3.41	±5	2019/7/3
5750	22.4	5.180	36.675	5.22	35.35	-0.77	3.75	±5	2019/6/29
5750	22.5	5.177	36.652	5.22	35.35	-0.82	3.68	±5	2019/7/3

9.3 System Performance Check Results

Comparing to the original SAR value provided by SPEAG, the verification data should be within its specification of 10 %. Below table shows the target SAR and measured SAR after normalized to 1W input power. The table below indicates the system performance check can meet the variation criterion and the plots can be referred to Appendix A of this report.

Date	Frequency (MHz)	Input Power (mW)	Dipole S/N	Probe S/N	DAE S/N	Measured 1g SAR (W/kg)	Targeted 1g SAR (W/kg)	Normalized 1g SAR (W/kg)	Deviation (%)
2019/6/30	2450	250	D2450V2-736	EX3DV4 - SN3642	DAE4 Sn854	14.30	52.70	57.20	8.54
2019/6/29	5250	100	D5GHzV2-1006-5250	EX3DV4 - SN3642	DAE4 Sn854	8.45	80.70	84.50	4.71
2019/7/3	5250	100	D5GHzV2-1006-5250	EX3DV4 - SN3642	DAE4 Sn854	8.45	80.70	84.50	4.71
2019/6/29	5600	100	D5GHzV2-1006-5600	EX3DV4 - SN3642	DAE4 Sn854	8.32	83.30	83.20	-0.12
2019/7/3	5600	100	D5GHzV2-1006-5600	EX3DV4 - SN3642	DAE4 Sn854	8.31	83.30	83.10	-0.24
2019/6/29	5750	100	D5GHzV2-1006-5750	EX3DV4 - SN3642	DAE4 Sn854	8.37	80.40	83.70	4.10
2019/7/3	5750	100	D5GHzV2-1006-5750	EX3DV4 - SN3642	DAE4 Sn854	8.36	80.40	83.60	3.98

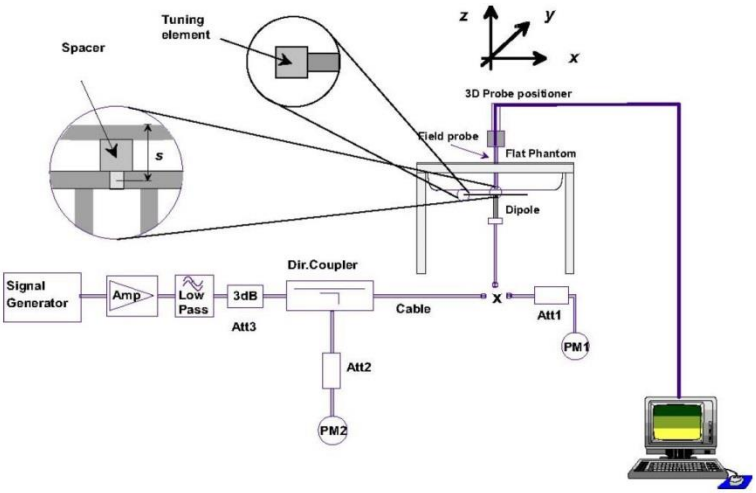

Fig 8.3.1 System Performance Check Setup

Fig 8.3.2 Setup Photo

10. RF Exposure Positions

10.1 SAR Testing for Tablet

This device can be used also in full sized tablet exposure conditions, due to its size. Per FCC KDB 616217, the back surface and edges of the tablet should be tested for SAR compliance with the tablet touching the phantom. The SAR exclusion threshold in KDB 447498 D01v06 can be applied to determine SAR test exclusion for adjacent edge configurations. The closest distance from the antenna to an adjacent tablet edge is used to determine if SAR testing is required for the adjacent edges, with the adjacent edge positioned against the phantom and the edge containing the antenna positioned perpendicular to the phantom.

11. Conducted RF Output Power (Unit: dBm)

<WLAN Conducted Power>

General Note:

1. For each antenna, transmit power in SISO operation is larger than (or equal to) the power in MIMO operation, RF exposure compliance of MIMO mode can be deduced from the compliance simultaneous transmission of antennas operating in SISO mode.
2. Per KDB 248227 D01v02r02, the simultaneous SAR provisions in KDB publication 447498 should be applied to determine simultaneous transmission SAR test exclusion for WiFi MIMO. If the sum of 1g single transmission chain SAR measurements is < 1.6W/kg and SAR peak to location ratio ≤ 0.04, no additional SAR measurements for MIMO.
3. Per KDB 248227 D01v02r02, SAR test reduction is determined according to 802.11 transmission mode configurations and certain exposure conditions with multiple test positions. In the 2.4 GHz band, separate SAR procedures are applied to DSSS and OFDM configurations to simplify DSSS test requirements. For OFDM, in both 2.4 and 5 GHz bands, an initial test configuration must be determined for each standalone and aggregated frequency band, according to the transmission mode configuration with the highest maximum output power specified for production units to perform SAR measurements. If the same highest maximum output power applies to different combinations of channel bandwidths, modulations and data rates, additional procedures are applied to determine which test configurations require SAR measurement. When applicable, an initial test position may be applied to reduce the number of SAR measurements required for next to the ear, UMPC mini-tablet or hotspot mode configurations with multiple test positions.
4. For 2.4 GHz 802.11b DSSS, either the initial test position procedure for multiple exposure test positions or the DSSS procedure for fixed exposure position is applied; these are mutually exclusive. For 2.4 GHz and 5 GHz OFDM configurations, the initial test configuration is applied to measure SAR using either the initial test position procedure for multiple exposure test position configurations or the initial test configuration procedures for fixed exposure test conditions. Based on the reported SAR of the measured configurations and maximum output power of the transmission mode configurations that are not included in the initial test configuration, the subsequent test configuration and initial test position procedures are applied to determine if SAR measurements are required for the remaining OFDM transmission configurations. In general, the number of test channels that require SAR measurement is minimized based on maximum output power measured for the test sample(s).
5. For OFDM transmission configurations in the 2.4 GHz and 5 GHz bands, When the same maximum power is specified for multiple transmission modes in a frequency band, the largest channel bandwidth, lowest order modulation, lowest data rate and lowest order 802.11a/g/n/ac mode is used for SAR measurement, on the highest measured output power channel for each frequency band.
6. DSSS and OFDM configurations are considered separately according to the required SAR procedures. SAR is measured in the initial test position using the 802.11 transmission mode configuration required by the DSSS procedure or initial test configuration and subsequent test configuration(s) according to the OFDM procedures.18 The initial test position procedure is described in the following:
   a. When the reported SAR of the initial test position is ≤ 0.4 W/kg, further SAR measurement is not required for the other test positions in that exposure configuration and 802.11 transmission mode combinations within the frequency band or aggregated band.
   b. When the reported SAR of the test position is > 0.4 W/kg, SAR is repeated for the 802.11 transmission mode configuration tested in the initial test position to measure the subsequent next closet/smallest test separation distance and maximum coupling test position on the highest maximum output power channel, until the report SAR is ≤ 0.8 W/kg or all required test position are tested.
   c. For all positions/configurations, when the reported SAR is > 0.8 W/kg, SAR is measured for these test positions/configurations on the subsequent next highest measured output power channel(s) until the reported SAR is ≤ 1.2 W/kg or all required channels are tested.
7. Per 201904 TCBC workshops, General principles of FCC KDB Publication 248227 D01 can be applied to determine the SAR Initial Test Configurations and test reduction for 802.11ax SAR testing. For the table below the 802.11ax maximum power is SU (non-OFDMA), and the SU maximum power also higher than RU (OFDMA)
8. In applying the test guidance, the IEEE 802.11 mode with the maximum output power (out of all modes) should be considered for testing
9. For modes with the same maximum output power, the guidance from section 5.3.2 a) of FCC KDB Publication 248227 D01 should be applied, with 802.11ax being considered as the highest 802.11 mode for the appropriate frequency bands
10. When SAR testing for 802.11ax is required
    a. If the maximum output power is highest for OFDMA scenarios, choose the tone size with the maximum number of tones and the highest maximum output power
    b. Otherwise, consider the fully allocated channel for SAR testing
    c. When SAR testing is required on RU sizes less than the fully allocated channel, use the RU number closest to the middle of the channel, choosing the higher RU number when two RUs are equidistant to the middle of the channel

<For Tablet Mode>

<2.4GHz WLAN ANT 1>

	Mode	Channel	Frequency (MHz)	Average power (dBm)	Tune-Up Limit	Duty Cycle %
2.4GHz WLAN	802.11b 1Mbps	1	2412	19.80	20.00	100.00
		6	2437	20.30	20.50	
		11	2462	19.90	20.00	
		12	2467	18.90	19.00	
		13	2472	18.90	19.00	
	802.11g 6Mbps	1	2412	17.20	17.25	97.90
		6	2437	20.20	20.25	
		11	2462	16.90	17.00	
		12	2467	15.30	15.50	
		13	2472	12.40	12.50	
	802.11n-HT20 MCS0	1	2412	17.20	17.25	98.29
		6	2437	20.20	20.25	
		11	2462	16.80	17.00	
		12	2467	15.20	15.50	
		13	2472	12.20	12.50	
	802.11n-HT40 MCS0	3	2422	16.70	17.00	98.39
		6	2437	17.70	18.00	
		9	2452	16.70	16.75	
		10	2457	12.30	12.50	
		11	2462	12.70	13.00	
	802.11ax-HE20 MCS0	1	2412	17.10	17.25	97.63
		6	2437	20.00	20.25	
		11	2462	16.90	17.00	
		12	2467	15.30	15.50	
		13	2472	12.40	12.50	
	802.11ax-HE40 MCS0	3	2422	16.90	17.00	97.33
		6	2437	17.90	18.00	
		9	2452	16.50	16.75	
		10	2457	12.40	12.50	
		11	2462	12.90	13.00	

<2.4GHz WLAN ANT 2>

	Mode	Channel	Frequency (MHz)	Average power (dBm)	Tune-Up Limit	Duty Cycle %
2.4GHz WLAN	802.11b 1Mbps	1	2412	19.90	20.00	100.00
		6	2437	20.40	20.50	
		11	2462	19.80	20.00	
		12	2467	18.90	19.00	
		13	2472	18.90	19.00	
	802.11g 6Mbps	1	2412	17.40	17.50	97.16
		6	2437	20.20	20.25	
		11	2462	16.70	16.75	
		12	2467	15.40	15.50	
		13	2472	10.90	11.00	
	802.11n-HT20 MCS0	1	2412	17.40	17.50	98.30
		6	2437	20.10	20.25	
		11	2462	16.60	16.75	
		12	2467	15.30	15.50	
		13	2472	10.70	11.00	
	802.11n-HT40 MCS0	3	2422	16.80	17.00	98.50
		6	2437	17.80	18.00	
		9	2452	16.30	16.50	
		10	2457	12.40	12.75	
		11	2462	12.60	13.00	
	802.11ax-HE20 MCS0	1	2412	17.30	17.50	97.53
		6	2437	20.10	20.25	
		11	2462	16.70	16.75	
		12	2467	15.30	15.50	
		13	2472	10.80	11.00	
	802.11ax-HE40 MCS0	3	2422	16.80	17.00	97.24
		6	2437	17.90	18.00	
		9	2452	16.30	16.50	
		10	2457	12.70	12.75	
		11	2462	12.90	13.00	

<2.4GHz WLAN ANT 1+2>

	Mode	Channel	Frequency (MHz)	Average power (dBm)	Tune-Up Limit	Duty Cycle %
2.4GHz WLAN	802.11g 6Mbps	1	2412	14.46	14.50	97.28
		6	2437	17.66	18.00	
		11	2462	14.46	14.50	
		12	2467	12.56	13.00	
		13	2472	9.71	9.75	
	802.11n-HT20 MCS0	1	2412	14.46	14.50	98.98
		6	2437	17.61	18.00	
		11	2462	14.41	14.50	
		12	2467	12.51	13.00	
		13	2472	9.71	9.75	
	802.11n-HT40 MCS0	3	2422	14.11	14.25	99.17
		6	2437	15.96	16.00	
		9	2452	13.61	14.00	
		10	2457	9.91	10.25	
		11	2462	10.76	11.00	
	802.11ax-HE20 MCS0	1	2412	14.31	14.50	98.54
		6	2437	17.86	18.00	
		11	2462	14.26	14.50	
		12	2467	12.81	13.00	
		13	2472	9.66	9.75	
	802.11ax-HE40 MCS0	3	2422	14.21	14.25	98.74
		6	2437	15.81	16.00	
		9	2452	13.91	14.00	
		10	2457	10.11	10.25	
		11	2462	10.96	11.00	

<5GHz WLAN ANT1>

	Mode	Channel	Frequency (MHz)	Average power (dBm)	Tune-Up Limit	Duty Cycle %
5.2GHz WLAN	802.11a 6Mbps	36	5180	18.30	18.50	97.90
		40	5200	18.30	18.50	
		44	5220	18.40	18.50	
		48	5240	18.10	18.50	
	802.11n-HT20 MCS0	36	5180	18.20	18.50	98.88
		40	5200	18.20	18.50	
		44	5220	18.30	18.50	
		48	5240	18.20	18.50	
	802.11n-HT40 MCS0	38	5190	18.40	18.50	98.39
		46	5230	18.40	18.50	
	802.11ac-VHT20 MCS0	36	5180	18.10	18.50	98.87
		40	5200	18.10	18.50	
		44	5220	18.20	18.50	
		48	5240	18.10	18.50	
	802.11ac-VHT40 MCS0	38	5190	18.30	18.50	98.50
		46	5230	18.30	18.50	
	802.11ac-VHT80 MCS0	42	5210	18.40	18.50	98.76
	802.11ax-HE20 MCS0	36	5180	18.40	18.50	97.33
		40	5200	18.40	18.50	
		44	5220	18.30	18.50	
		48	5240	18.20	18.50	
	802.11ax-HE40 MCS0	38	5190	18.30	18.50	97.26
		46	5230	18.10	18.50	
	802.11ax-HE80 MCS0	42	5210	18.30	18.50	96.68

	Mode	Channel	Frequency (MHz)	Average power (dBm)	Tune-Up Limit	Duty Cycle %
5.3GHz WLAN	802.11a 6Mbps	52	5260	18.40	18.50	97.90
		56	5280	18.30	18.50	
		60	5300	18.40	18.50	
		64	5320	17.50	17.75	
	802.11n-HT20 MCS0	52	5260	18.30	18.50	98.88
		56	5280	18.20	18.50	
		60	5300	18.50	18.50	
		64	5320	17.40	17.75	
	802.11n-HT40 MCS0	54	5270	18.50	18.50	98.39
		62	5310	16.90	17.00	
	802.11ac-VHT20 MCS0	52	5260	18.20	18.50	98.87
		56	5280	18.10	18.50	
		60	5300	18.40	18.50	
		64	5320	17.30	17.75	
	802.11ac-VHT40 MCS0	54	5270	18.40	18.50	98.50
		62	5310	16.80	17.00	
	802.11ac-VHT80 MCS0	58	5290	17.70	17.75	98.76
	802.11ac-VHT160 MCS0	50	5250	15.40	15.50	98.75
	802.11ax-HE20 MCS0	52	5260	18.40	18.50	97.33
		56	5280	18.40	18.50	
		60	5300	18.40	18.50	
		64	5320	17.30	17.75	
	802.11ax-HE40 MCS0	54	5270	18.50	18.50	97.26
		62	5310	16.90	17.00	
	802.11ax-HE80 MCS0	58	5290	17.40	17.75	96.68
	802.11ax-HE160 MCS0	50	5250	15.10	15.50	96.66

	Mode	Channel	Frequency (MHz)	Average power (dBm)	Tune-Up Limit	Duty Cycle %
5.5GHz WLAN	802.11a 6Mbps	100	5500	17.40	17.50	97.90
		116	5580	17.30	17.50	
		124	5620	17.30	17.50	
		132	5660	17.20	17.50	
		144	5720	17.10	17.50	
	802.11n-HT20 MCS0	100	5500	17.20	17.50	98.88
		116	5580	17.30	17.50	
		124	5620	17.30	17.50	
		132	5660	17.30	17.50	
		144	5720	17.20	17.50	
	802.11n-HT40 MCS0	102	5510	17.40	17.50	98.39
		110	5550	17.40	17.50	
		126	5630	17.40	17.50	
		134	5670	17.30	17.50	
		142	5710	17.30	17.50	
	802.11ac-VHT20 MCS0	100	5500	17.10	17.50	98.87
		116	5580	17.20	17.50	
		124	5620	17.20	17.50	
		132	5660	17.20	17.50	
		144	5720	17.10	17.50	
	802.11ac-VHT40 MCS0	102	5510	17.30	17.50	98.50
		110	5550	17.30	17.50	
		126	5630	17.30	17.50	
		134	5670	17.20	17.50	
		142	5710	17.20	17.50	
	802.11ac-VHT80 MCS0	106	5530	17.40	17.50	98.76
		122	5610	17.30	17.50	
		138	5690	17.40	17.50	
	802.11ac-VHT160 MCS0	114	5570	14.70	15.00	98.75
	802.11ax-HE20 MCS0	100	5500	17.30	17.50	97.33
		116	5580	17.40	17.50	
		124	5620	17.40	17.50	
		132	5660	17.40	17.50	
		144	5720	17.30	17.50	
	802.11ax-HE40 MCS0	102	5510	17.40	17.50	97.26
		110	5550	17.50	17.50	
		126	5630	17.30	17.50	
		134	5670	17.40	17.50	
		142	5710	17.30	17.50	
	802.11ax-HE80 MCS0	106	5530	17.40	17.50	96.68
		122	5610	17.40	17.50	
		138	5690	17.40	17.50	
	802.11ax-HE160 MCS0	114	5570	14.70	15.00	96.66

	Mode	Channel	Frequency (MHz)	Average power (dBm)	Tune-Up Limit	Duty Cycle %
5.8GHz WLAN	802.11a 6Mbps	149	5745	17.40	17.50	97.90
		157	5785	17.40	17.50	
		165	5825	17.40	17.50	
	802.11n-HT20 MCS0	149	5745	17.30	17.50	98.88
		157	5785	17.40	17.50	
		165	5825	17.40	17.50	
	802.11n-HT40 MCS0	151	5755	17.40	17.50	98.39
		159	5795	17.30	17.50	
	802.11ac-VHT20 MCS0	149	5745	17.20	17.50	98.87
		157	5785	17.30	17.50	
		165	5825	17.30	17.50	
	802.11ac-VHT40 MCS0	151	5755	17.30	17.50	98.50
		159	5795	17.20	17.50	
	802.11ac-VHT80 MCS0	155	5775	17.30	17.50	98.76
	802.11ax-HE20 MCS0	149	5745	17.40	17.50	97.33
		157	5785	17.30	17.50	
		165	5825	17.40	17.50	
	802.11ax-HE40 MCS0	151	5755	17.40	17.50	97.26
		159	5795	17.30	17.50	
	802.11ax-HE80 MCS0	155	5775	17.40	17.50	96.68

<5GHz WLAN ANT2>

	Mode	Channel	Frequency (MHz)	Average power (dBm)	Tune-Up Limit	Duty Cycle %
5.2GHz WLAN	802.11a 6Mbps	36	5180	18.40	18.50	97.15
		40	5200	18.20	18.50	
		44	5220	18.40	18.50	
		48	5240	18.40	18.50	
	802.11n-HT20 MCS0	36	5180	18.40	18.50	98.64
		40	5200	18.30	18.50	
		44	5220	18.40	18.50	
		48	5240	18.40	18.50	
	802.11n-HT40 MCS0	38	5190	18.20	18.50	98.14
		46	5230	18.40	18.50	
	802.11ac-VHT20 MCS0	36	5180	18.30	18.50	98.37
		40	5200	18.20	18.50	
		44	5220	18.30	18.50	
		48	5240	18.30	18.50	
	802.11ac-VHT40 MCS0	38	5190	18.10	18.50	98.51
		46	5230	18.30	18.50	
	802.11ac-VHT80 MCS0	42	5210	18.20	18.50	98.76
	802.11ax-HE20 MCS0	36	5180	18.50	18.50	97.35
		40	5200	18.30	18.50	
		44	5220	18.20	18.50	
		48	5240	18.50	18.50	
	802.11ax-HE40 MCS0	38	5190	18.40	18.50	97.21
		46	5230	18.40	18.50	
	802.11ax-HE80 MCS0	42	5210	18.50	18.50	96.71

	Mode	Channel	Frequency (MHz)	Average power (dBm)	Tune-Up Limit	Duty Cycle %
5.3GHz WLAN	802.11a 6Mbps	52	5260	18.50	18.50	97.15
		56	5280	18.40	18.50	
		60	5300	18.50	18.50	
		64	5320	17.50	17.75	
	802.11n-HT20 MCS0	52	5260	18.40	18.50	98.64
		56	5280	18.30	18.50	
		60	5300	18.40	18.50	
		64	5320	17.50	17.75	
	802.11n-HT40 MCS0	54	5270	18.40	18.50	98.14
		62	5310	16.80	17.00	
	802.11ac-VHT20 MCS0	52	5260	18.30	18.50	98.37
		56	5280	18.20	18.50	
		60	5300	18.30	18.50	
		64	5320	17.40	17.75	
	802.11ac-VHT40 MCS0	54	5270	18.30	18.50	98.51
		62	5310	16.70	17.00	
	802.11ac-VHT80 MCS0	58	5290	17.90	18.00	98.76
	802.11ac-VHT160 MCS0	50	5250	15.00	15.25	98.13
	802.11ax-HE20 MCS0	52	5260	18.30	18.50	97.35
		56	5280	18.40	18.50	
		60	5300	18.40	18.50	
		64	5320	17.50	17.75	
	802.11ax-HE40 MCS0	54	5270	18.50	18.50	97.21
		62	5310	16.80	17.00	
	802.11ax-HE80 MCS0	58	5290	17.70	18.00	96.71
	802.11ax-HE160 MCS0	50	5250	15.20	15.25	96.59

	Mode	Channel	Frequency (MHz)	Average power (dBm)	Tune-Up Limit	Duty Cycle %
5.5GHz WLAN	802.11a 6Mbps	100	5500	17.40	17.50	97.15
		116	5580	17.20	17.50	
		124	5620	17.20	17.50	
		132	5660	17.10	17.50	
		144	5720	17.40	17.50	
	802.11n-HT20 MCS0	100	5500	17.30	17.50	98.64
		116	5580	17.20	17.50	
		124	5620	17.20	17.50	
		132	5660	17.30	17.50	
		144	5720	17.40	17.50	
	802.11n-HT40 MCS0	102	5510	17.40	17.50	98.14
		110	5550	17.20	17.50	
		126	5630	17.30	17.50	
		134	5670	17.40	17.50	
		142	5710	17.20	17.50	
	802.11ac-VHT20 MCS0	100	5500	17.20	17.50	98.37
		116	5580	17.10	17.50	
		124	5620	17.10	17.50	
		132	5660	17.20	17.50	
		144	5720	17.30	17.50	
	802.11ac-VHT40 MCS0	102	5510	17.30	17.50	98.51
		110	5550	17.10	17.50	
		126	5630	17.20	17.50	
		134	5670	17.30	17.50	
		142	5710	17.10	17.50	
	802.11ac-VHT80 MCS0	106	5530	17.40	17.50	98.76
		122	5610	17.20	17.50	
		138	5690	17.10	17.50	
	802.11ac-VHT160 MCS0	114	5570	14.60	15.00	98.13
	802.11ax-HE20 MCS0	100	5500	17.40	17.50	97.35
		116	5580	17.20	17.50	
		124	5620	17.30	17.50	
		132	5660	17.40	17.50	
		144	5720	17.30	17.50	
	802.11ax-HE40 MCS0	102	5510	17.20	17.50	97.21
		110	5550	17.10	17.50	
		126	5630	17.10	17.50	
		134	5670	17.30	17.50	
		142	5710	17.50	17.50	
	802.11ax-HE80 MCS0	106	5530	17.40	17.50	96.71
		122	5610	17.30	17.50	
		138	5690	17.40	17.50	
	802.11ax-HE160 MCS0	114	5570	14.90	15.00	96.59

	Mode	Channel	Frequency (MHz)	Average power (dBm)	Tune-Up Limit	Duty Cycle %
5.8GHz WLAN	802.11a 6Mbps	149	5745	17.40	17.50	97.15
		157	5785	17.30	17.50	
		165	5825	17.40	17.50	
	802.11n-HT20 MCS0	149	5745	17.40	17.50	98.64
		157	5785	17.30	17.50	
		165	5825	17.40	17.50	
	802.11n-HT40 MCS0	151	5755	17.40	17.50	98.14
		159	5795	17.40	17.50	
	802.11ac-VHT20 MCS0	149	5745	17.30	17.50	98.37
		157	5785	17.20	17.50	
		165	5825	17.30	17.50	
	802.11ac-VHT40 MCS0	151	5755	17.30	17.50	98.51
		159	5795	17.30	17.50	
	802.11ac-VHT80 MCS0	155	5775	17.40	17.50	98.76
	802.11ax-HE20 MCS0	149	5745	17.30	17.50	97.35
		157	5785	17.40	17.50	
		165	5825	17.30	17.50	
	802.11ax-HE40 MCS0	151	5755	17.40	17.50	97.21
		159	5795	17.50	17.50	
	802.11ax-HE80 MCS0	155	5775	17.30	17.50	96.71

<5GHz WLAN ANT1+2>

	Mode	Channel	Frequency (MHz)	Average power (dBm)	Tune-Up Limit	Duty Cycle %
5.2GHz WLAN	802.11a 6Mbps	36	5180	16.81	17.00	97.16
		40	5200	18.12	18.50	
		44	5220	18.26	18.50	
		48	5240	18.12	18.50	
	802.11n-HT20 MCS0	36	5180	16.97	17.00	98.75
		40	5200	18.12	18.50	
		44	5220	18.21	18.50	
		48	5240	18.12	18.50	
	802.11n-HT40 MCS0	38	5190	15.92	16.25	98.85
		46	5230	18.32	18.50	
	802.11ac-VHT20 MCS0	36	5180	16.87	17.00	98.95
		40	5200	18.11	18.50	
		44	5220	18.11	18.50	
		48	5240	18.02	18.50	
	802.11ac-VHT40 MCS0	38	5190	15.82	16.25	98.75
		46	5230	18.22	18.50	
	802.11ac-VHT80 MCS0	42	5210	15.97	16.00	98.64
	802.11ax-HE20 MCS0	36	5180	16.76	17.00	97.31
		40	5200	18.41	18.50	
		44	5220	18.36	18.50	
		48	5240	18.27	18.50	
	802.11ax-HE40 MCS0	38	5190	16.01	16.25	97.14
		46	5230	18.41	18.50	
	802.11ax-HE80 MCS0	42	5210	15.86	16.00	96.55

	Mode	Channel	Frequency (MHz)	Average power (dBm)	Tune-Up Limit	Duty Cycle %
5.3GHz WLAN	802.11a 6Mbps	52	5260	18.47	18.50	97.16
		56	5280	18.43	18.50	
		60	5300	16.91	17.00	
		64	5320	16.21	16.25	
	802.11n-HT20 MCS0	52	5260	18.48	18.50	98.75
		56	5280	18.48	18.50	
		60	5300	16.86	17.00	
		64	5320	16.21	16.25	
	802.11n-HT40 MCS0	54	5270	17.17	17.50	98.85
		62	5310	15.12	15.50	
	802.11ac-VHT20 MCS0	52	5260	18.38	18.50	98.95
		56	5280	18.38	18.50	
		60	5300	16.76	17.00	
		64	5320	16.11	16.25	
	802.11ac-VHT40 MCS0	54	5270	17.07	17.50	98.75
		62	5310	15.02	15.50	
	802.11ac-VHT80 MCS0	58	5290	14.21	14.50	98.64
	802.11ac-VHT160 MCS0	50	5250	12.08	12.50	98.46
	802.11ax-HE20 MCS0	52	5260	18.43	18.50	97.31
		56	5280	18.21	18.50	
		60	5300	16.61	17.00	
		64	5320	16.06	16.25	
	802.11ax-HE40 MCS0	54	5270	17.32	17.50	97.14
		62	5310	15.31	15.50	
	802.11ax-HE80 MCS0	58	5290	14.26	14.50	96.55
	802.11ax-HE160 MCS0	50	5250	12.43	12.50	96.34

	Mode	Channel	Frequency (MHz)	Average power (dBm)	Tune-Up Limit	Duty Cycle %
5.5GHz WLAN	802.11a 6Mbps	100	5500	16.71	16.75	97.16
		116	5580	17.21	17.50	
		124	5620	17.26	17.50	
		132	5660	17.21	17.50	
		144	5720	17.26	17.50	
	802.11n-HT20 MCS0	100	5500	16.41	16.75	98.75
		116	5580	17.27	17.50	
		124	5620	17.26	17.50	
		132	5660	17.36	17.50	
		144	5720	17.36	17.50	
	802.11n-HT40 MCS0	102	5510	16.51	16.75	98.85
		110	5550	17.47	17.50	
		126	5630	17.21	17.50	
		134	5670	17.46	17.50	
		142	5710	17.46	17.50	
	802.11ac-VHT20 MCS0	100	5500	16.31	16.75	98.95
		116	5580	17.17	17.50	
		124	5620	17.17	17.50	
		132	5660	17.21	17.50	
		144	5720	17.26	17.50	
	802.11ac-VHT40 MCS0	102	5510	16.41	16.75	98.75
		110	5550	17.37	17.50	
		126	5630	17.16	17.50	
		134	5670	17.36	17.50	
		142	5710	17.36	17.50	
	802.11ac-VHT80 MCS0	106	5530	15.61	16.00	98.64
		122	5610	17.37	17.50	
		138	5690	17.16	17.50	
	802.11ac-VHT160 MCS0	114	5570	13.96	14.00	98.46
	802.11ax-HE20 MCS0	100	5500	16.56	16.75	97.31
		116	5580	17.32	17.50	
		124	5620	17.22	17.50	
		132	5660	17.47	17.50	
		144	5720	17.46	17.50	
	802.11ax-HE40 MCS0	102	5510	16.61	16.75	97.14
		110	5550	17.27	17.50	
		126	5630	17.42	17.50	
		134	5670	17.27	17.50	
		142	5710	17.41	17.50	
	802.11ax-HE80 MCS0	106	5530	15.86	16.00	96.55
		122	5610	17.37	17.50	
		138	5690	17.41	17.50	
	802.11ax-HE160 MCS0	114	5570	13.87	14.00	96.34

	Mode	Channel	Frequency (MHz)	Average power (dBm)	Tune-Up Limit	Duty Cycle %
5.8GHz WLAN	802.11a 6Mbps	149	5745	17.46	17.50	97.16
		157	5785	17.41	17.50	
		165	5825	17.36	17.50	
	802.11n-HT20 MCS0	149	5745	17.46	17.50	98.75
		157	5785	17.41	17.50	
		165	5825	17.41	17.50	
	802.11n-HT40 MCS0	151	5755	17.46	17.50	98.05
		159	5795	17.31	17.50	
	802.11ac-VHT20 MCS0	149	5745	17.36	17.50	98.95
		157	5785	17.31	17.50	
		165	5825	17.31	17.50	
	802.11ac-VHT40 MCS0	151	5755	17.36	17.50	98.75
		159	5795	17.21	17.50	
	802.11ac-VHT80 MCS0	155	5775	17.46	17.50	98.64
	802.11ax-HE20 MCS0	149	5745	17.46	17.50	97.31
		157	5785	17.41	17.50	
		165	5825	17.31	17.50	
	802.11ax-HE40 MCS0	151	5755	17.36	17.50	97.14
		159	5795	17.41	17.50	
	802.11ax-HE80 MCS0	155	5775	17.46	17.50	96.55

<For Laptop Mode>
<2.4GHz WLAN ANT 1>

	Mode	Channel	Frequency (MHz)	Average power (dBm)	Tune-Up Limit	Duty Cycle %
2.4GHz WLAN	802.11b 1Mbps	1	2412	19.80	20.00	100.00
		6	2437	20.90	21.00	
		11	2462	19.90	20.00	
		12	2467	18.90	19.00	
		13	2472	18.90	19.00	
	802.11g 6Mbps	1	2412	17.20	17.25	97.90
		6	2437	20.20	20.25	
		11	2462	16.90	17.00	
		12	2467	15.30	15.50	
		13	2472	12.40	12.50	
	802.11n-HT20 MCS0	1	2412	17.20	17.25	98.29
		6	2437	20.20	20.25	
		11	2462	16.80	17.00	
		12	2467	15.20	15.50	
		13	2472	12.20	12.50	
	802.11n-HT40 MCS0	3	2422	16.70	17.00	98.39
		6	2437	17.70	18.00	
		9	2452	16.70	16.75	
		10	2457	12.30	12.50	
		11	2462	12.70	13.00	
	802.11ax-HE20 MCS0	1	2412	17.10	17.25	97.63
		6	2437	20.00	20.25	
		11	2462	16.90	17.00	
		12	2467	15.30	15.50	
		13	2472	12.40	12.50	
	802.11ax-HE40 MCS0	3	2422	16.90	17.00	97.33
		6	2437	17.90	18.00	
		9	2452	16.50	16.75	
		10	2457	12.40	12.50	
		11	2462	12.90	13.00	

<2.4GHz WLAN ANT 2>

	Mode	Channel	Frequency (MHz)	Average power (dBm)	Tune-Up Limit	Duty Cycle %
2.4GHz WLAN	802.11b 1Mbps	1	2412	19.90	20.00	100.00
		6	2437	20.80	21.00	
		11	2462	19.80	20.00	
		12	2467	18.90	19.00	
		13	2472	18.90	19.00	
	802.11g 6Mbps	1	2412	17.40	17.50	97.16
		6	2437	20.20	20.25	
		11	2462	16.70	16.75	
		12	2467	15.40	15.50	
		13	2472	10.90	11.00	
	802.11n-HT20 MCS0	1	2412	17.40	17.50	98.30
		6	2437	20.10	20.25	
		11	2462	16.60	16.75	
		12	2467	15.30	15.50	
		13	2472	10.70	11.00	
	802.11n-HT40 MCS0	3	2422	16.80	17.00	98.50
		6	2437	17.80	18.00	
		9	2452	16.30	16.50	
		10	2457	12.40	12.75	
		11	2462	12.60	13.00	
	802.11ax-HE20 MCS0	1	2412	17.30	17.50	97.53
		6	2437	20.10	20.25	
		11	2462	16.70	16.75	
		12	2467	15.30	15.50	
		13	2472	10.80	11.00	
	802.11ax-HE40 MCS0	3	2422	16.80	17.00	97.24
		6	2437	17.90	18.00	
		9	2452	16.30	16.50	
		10	2457	12.70	12.75	
		11	2462	12.90	13.00	

<2.4GHz WLAN ANT 1+2>

	Mode	Channel	Frequency (MHz)	Average power (dBm)	Tune-Up Limit	Duty Cycle %
2.4GHz WLAN	802.11g 6Mbps	1	2412	14.46	14.50	97.28
		6	2437	17.66	18.00	
		11	2462	14.46	14.50	
		12	2467	12.56	13.00	
		13	2472	9.71	9.75	
	802.11n-HT20 MCS0	1	2412	14.46	14.50	98.98
		6	2437	17.61	18.00	
		11	2462	14.41	14.50	
		12	2467	12.51	13.00	
		13	2472	9.71	9.75	
	802.11n-HT40 MCS0	3	2422	14.11	14.25	99.17
		6	2437	15.96	16.00	
		9	2452	13.61	14.00	
		10	2457	9.91	10.25	
		11	2462	10.76	11.00	
	802.11ax-HE20 MCS0	1	2412	14.31	14.50	98.54
		6	2437	17.86	18.00	
		11	2462	14.26	14.50	
		12	2467	12.81	13.00	
		13	2472	9.66	9.75	
	802.11ax-HE40 MCS0	3	2422	14.21	14.25	98.74
		6	2437	15.81	16.00	
		9	2452	13.91	14.00	
		10	2457	10.11	10.25	
		11	2462	10.96	11.00	

<5GHz WLAN ANT1>

	Mode	Channel	Frequency (MHz)	Average power (dBm)	Tune-Up Limit	Duty Cycle %
5.2GHz WLAN	802.11a 6Mbps	36	5180	18.80	19.00	97.90
		40	5200	20.80	21.00	
		44	5220	20.90	21.00	
		48	5240	20.60	21.00	
	802.11n-HT20 MCS0	36	5180	18.80	19.00	98.88
		40	5200	20.80	21.00	
		44	5220	20.90	21.00	
		48	5240	20.70	21.00	
	802.11n-HT40 MCS0	38	5190	18.40	18.50	98.39
		46	5230	20.90	21.00	
	802.11ac-VHT20 MCS0	36	5180	18.70	19.00	98.87
		40	5200	20.70	21.00	
		44	5220	20.80	21.00	
		48	5240	20.60	21.00	
	802.11ac-VHT40 MCS0	38	5190	18.30	18.50	98.50
		46	5230	20.80	21.00	
	802.11ac-VHT80 MCS0	42	5210	18.90	19.00	98.76
	802.11ax-HE20 MCS0	36	5180	18.70	19.00	97.33
		40	5200	20.80	21.00	
		44	5220	20.90	21.00	
		48	5240	20.80	21.00	
	802.11ax-HE40 MCS0	38	5190	18.30	18.50	97.26
		46	5230	20.70	21.00	
	802.11ax-HE80 MCS0	42	5210	18.90	19.00	96.68

	Mode	Channel	Frequency (MHz)	Average power (dBm)	Tune-Up Limit	Duty Cycle %
5.3GHz WLAN	802.11a 6Mbps	52	5260	20.80	21.00	97.90
		56	5280	20.30	20.50	
		60	5300	20.40	20.50	
		64	5320	17.40	17.75	
	802.11n-HT20 MCS0	52	5260	20.80	21.00	98.88
		56	5280	20.30	20.50	
		60	5300	20.40	20.50	
		64	5320	17.70	17.75	
	802.11n-HT40 MCS0	54	5270	20.70	20.75	98.39
		62	5310	16.90	17.00	
	802.11ac-VHT20 MCS0	52	5260	20.70	21.00	98.87
		56	5280	20.20	20.50	
		60	5300	20.30	20.50	
		64	5320	17.60	17.75	
	802.11ac-VHT40 MCS0	54	5270	20.60	20.75	98.50
		62	5310	16.80	17.00	
	802.11ac-VHT80 MCS0	58	5290	17.70	17.75	98.76
	802.11ac-VHT160 MCS0	50	5250	15.40	15.50	98.75
	802.11ax-HE20 MCS0	52	5260	20.70	21.00	97.33
		56	5280	20.20	20.50	
		60	5300	20.30	20.50	
		64	5320	17.70	17.75	
	802.11ax-HE40 MCS0	54	5270	20.50	20.75	97.26
		62	5310	16.60	17.00	
	802.11ax-HE80 MCS0	58	5290	17.60	17.75	96.68
	802.11ax-HE160 MCS0	50	5250	15.10	15.50	96.66

	Mode	Channel	Frequency (MHz)	Average power (dBm)	Tune-Up Limit	Duty Cycle %
5.5GHz WLAN	802.11a 6Mbps	100	5500	17.80	18.00	97.90
		116	5580	20.70	21.00	
		124	5620	20.60	21.00	
		132	5660	20.60	21.00	
		144	5720	20.70	21.00	
	802.11n-HT20 MCS0	100	5500	17.80	18.00	98.88
		116	5580	20.70	21.00	
		124	5620	20.70	21.00	
		132	5660	20.70	21.00	
		144	5720	20.70	21.00	
	802.11n-HT40 MCS0	102	5510	17.90	18.00	98.39
		110	5550	20.70	21.00	
		126	5630	20.70	21.00	
		134	5670	19.40	19.50	
		142	5710	20.90	21.00	
	802.11ac-VHT20 MCS0	100	5500	17.70	18.00	98.87
		116	5580	20.60	21.00	
		124	5620	20.60	21.00	
		132	5660	20.60	21.00	
		144	5720	20.60	21.00	
	802.11ac-VHT40 MCS0	102	5510	17.80	18.00	98.50
		110	5550	20.60	21.00	
		126	5630	20.60	21.00	
		134	5670	19.30	19.50	
		142	5710	20.80	21.00	
	802.11ac-VHT80 MCS0	106	5530	18.00	18.25	98.76
		122	5610	19.80	20.00	
		138	5690	20.90	21.00	
	802.11ac-VHT160 MCS0	114	5570	14.70	15.00	98.75
	802.11ax-HE20 MCS0	100	5500	17.80	18.00	97.33
		116	5580	20.90	21.00	
		124	5620	20.70	21.00	
		132	5660	20.70	21.00	
		144	5720	20.80	21.00	
	802.11ax-HE40 MCS0	102	5510	17.90	18.00	97.26
		110	5550	20.80	21.00	
		126	5630	20.70	21.00	
		134	5670	19.20	19.50	
		142	5710	20.70	21.00	
	802.11ax-HE80 MCS0	106	5530	18.10	18.25	96.68
		122	5610	19.80	20.00	
		138	5690	20.80	21.00	
	802.11ax-HE160 MCS0	114	5570	14.70	15.00	96.66

	Mode	Channel	Frequency (MHz)	Average power (dBm)	Tune-Up Limit	Duty Cycle %
5.8GHz WLAN	802.11a 6Mbps	149	5745	20.80	21.00	97.90
		157	5785	20.60	21.00	
		165	5825	20.80	21.00	
	802.11n-HT20 MCS0	149	5745	20.80	21.00	98.88
		157	5785	20.90	21.00	
		165	5825	20.80	21.00	
	802.11n-HT40 MCS0	151	5755	20.90	21.00	98.39
		159	5795	20.90	21.00	
	802.11ac-VHT20 MCS0	149	5745	20.70	21.00	98.87
		157	5785	20.80	21.00	
		165	5825	20.70	21.00	
	802.11ac-VHT40 MCS0	151	5755	20.80	21.00	98.50
		159	5795	20.80	21.00	
	802.11ac-VHT80 MCS0	155	5775	19.30	19.50	98.76
	802.11ax-HE20 MCS0	149	5745	20.90	21.00	97.33
		157	5785	20.80	21.00	
		165	5825	20.90	21.00	
	802.11ax-HE40 MCS0	151	5755	20.80	21.00	97.26
		159	5795	20.90	21.00	
	802.11ax-HE80 MCS0	155	5775	19.30	19.50	96.68

<5GHz WLAN ANT2>

	Mode	Channel	Frequency (MHz)	Average power (dBm)	Tune-Up Limit	Duty Cycle %
5.2GHz WLAN	802.11a 6Mbps	36	5180	18.90	19.00	97.15
		40	5200	20.80	21.00	
		44	5220	20.90	21.00	
		48	5240	20.90	21.00	
	802.11n-HT20 MCS0	36	5180	18.90	19.00	98.64
		40	5200	20.70	21.00	
		44	5220	20.80	21.00	
		48	5240	20.90	21.00	
	802.11n-HT40 MCS0	38	5190	18.20	18.50	98.14
		46	5230	19.90	20.00	
	802.11ac-VHT20 MCS0	36	5180	18.80	19.00	98.37
		40	5200	20.60	21.00	
		44	5220	20.70	21.00	
		48	5240	20.80	21.00	
	802.11ac-VHT40 MCS0	38	5190	18.10	18.50	98.51
		46	5230	19.80	20.00	
	802.11ac-VHT80 MCS0	42	5210	18.20	18.50	98.76
	802.11ax-HE20 MCS0	36	5180	18.90	19.00	97.35
		40	5200	20.90	21.00	
		44	5220	20.90	21.00	
		48	5240	20.90	21.00	
	802.11ax-HE40 MCS0	38	5190	18.40	18.50	97.21
		46	5230	19.70	20.00	
	802.11ax-HE80 MCS0	42	5210	18.50	18.50	96.71

	Mode	Channel	Frequency (MHz)	Average power (dBm)	Tune-Up Limit	Duty Cycle %
5.3GHz WLAN	802.11a 6Mbps	52	5260	20.90	21.00	97.15
		56	5280	20.40	20.50	
		60	5300	20.40	20.50	
		64	5320	17.70	17.75	
	802.11n-HT20 MCS0	52	5260	20.90	21.00	98.64
		56	5280	20.40	20.50	
		60	5300	20.40	20.50	
		64	5320	17.60	17.75	
	802.11n-HT40 MCS0	54	5270	20.40	20.50	98.14
		62	5310	16.80	17.00	
	802.11ac-VHT20 MCS0	52	5260	20.80	21.00	98.37
		56	5280	20.30	20.50	
		60	5300	20.30	20.50	
		64	5320	17.50	17.75	
	802.11ac-VHT40 MCS0	54	5270	20.30	20.50	98.51
		62	5310	16.70	17.00	
	802.11ac-VHT80 MCS0	58	5290	17.90	18.00	98.76
	802.11ac-VHT160 MCS0	50	5250	15.00	15.25	98.13
	802.11ax-HE20 MCS0	52	5260	20.70	21.00	97.35
		56	5280	20.40	20.50	
		60	5300	20.40	20.50	
		64	5320	17.70	17.75	
	802.11ax-HE40 MCS0	54	5270	20.20	20.50	97.21
		62	5310	16.70	17.00	
	802.11ax-HE80 MCS0	58	5290	17.70	18.00	96.71
	802.11ax-HE160 MCS0	50	5250	15.20	15.25	96.59

	Mode	Channel	Frequency (MHz)	Average power (dBm)	Tune-Up Limit	Duty Cycle %
5.5GHz WLAN	802.11a 6Mbps	100	5500	17.90	18.25	97.15
		116	5580	20.60	21.00	
		124	5620	20.60	21.00	
		132	5660	20.60	21.00	
		144	5720	20.60	21.00	
	802.11n-HT20 MCS0	100	5500	18.20	18.25	98.64
		116	5580	20.70	21.00	
		124	5620	20.60	21.00	
		132	5660	20.60	21.00	
		144	5720	20.70	21.00	
	802.11n-HT40 MCS0	102	5510	17.90	18.25	98.14
		110	5550	20.90	21.00	
		126	5630	20.80	21.00	
		134	5670	19.40	19.50	
		142	5710	20.90	21.00	
	802.11ac-VHT20 MCS0	100	5500	18.10	18.25	98.37
		116	5580	20.60	21.00	
		124	5620	20.50	21.00	
		132	5660	20.50	21.00	
		144	5720	20.60	21.00	
	802.11ac-VHT40 MCS0	102	5510	17.80	18.25	98.51
		110	5550	20.80	21.00	
		126	5630	20.70	21.00	
		134	5670	19.30	19.50	
		142	5710	20.80	21.00	
	802.11ac-VHT80 MCS0	106	5530	17.90	18.25	98.76
		122	5610	19.70	20.00	
		138	5690	20.70	21.00	
	802.11ac-VHT160 MCS0	114	5570	14.60	15.00	98.13
	802.11ax-HE20 MCS0	100	5500	18.20	18.25	97.35
		116	5580	20.80	21.00	
		124	5620	20.80	21.00	
		132	5660	20.80	21.00	
		144	5720	20.80	21.00	
	802.11ax-HE40 MCS0	102	5510	18.20	18.25	97.21
		110	5550	20.90	21.00	
		126	5630	20.90	21.00	
		134	5670	19.20	19.50	
		142	5710	20.90	21.00	
	802.11ax-HE80 MCS0	106	5530	18.00	18.25	96.71
		122	5610	19.80	20.00	
		138	5690	20.70	21.00	
	802.11ax-HE160 MCS0	114	5570	14.90	15.00	96.59

	Mode	Channel	Frequency (MHz)	Average power (dBm)	Tune-Up Limit	Duty Cycle %
5.8GHz WLAN	802.11a 6Mbps	149	5745	20.60	21.00	97.15
		157	5785	20.60	21.00	
		165	5825	20.90	21.00	
	802.11n-HT20 MCS0	149	5745	20.70	21.00	98.64
		157	5785	20.70	21.00	
		165	5825	20.80	21.00	
	802.11n-HT40 MCS0	151	5755	20.80	21.00	98.14
		159	5795	20.80	21.00	
	802.11ac-VHT20 MCS0	149	5745	20.60	21.00	98.37
		157	5785	20.60	21.00	
		165	5825	20.70	21.00	
	802.11ac-VHT40 MCS0	151	5755	20.70	21.00	98.51
		159	5795	20.70	21.00	
	802.11ac-VHT80 MCS0	155	5775	19.30	19.50	98.76
	802.11ax-HE20 MCS0	149	5745	20.90	21.00	97.35
		157	5785	20.90	21.00	
		165	5825	20.80	21.00	
	802.11ax-HE40 MCS0	151	5755	20.70	21.00	97.21
		159	5795	20.70	21.00	
	802.11ax-HE80 MCS0	155	5775	19.30	19.50	96.71

<5GHz WLAN ANT1+2>

	Mode	Channel	Frequency (MHz)	Average power (dBm)	Tune-Up Limit	Duty Cycle %
5.2GHz WLAN	802.11a 6Mbps	36	5180	16.81	17.00	97.16
		40	5200	18.67	19.00	
		44	5220	18.76	19.00	
		48	5240	18.67	19.00	
	802.11n-HT20 MCS0	36	5180	16.97	17.00	98.75
		40	5200	18.61	19.00	
		44	5220	18.71	19.00	
		48	5240	18.61	19.00	
	802.11n-HT40 MCS0	38	5190	15.92	16.25	98.85
		46	5230	18.32	18.50	
	802.11ac-VHT20 MCS0	36	5180	16.87	17.00	98.95
		40	5200	18.51	19.00	
		44	5220	18.61	19.00	
		48	5240	18.51	19.00	
	802.11ac-VHT40 MCS0	38	5190	15.82	16.25	98.75
		46	5230	18.22	18.50	
	802.11ac-VHT80 MCS0	42	5210	15.97	16.00	98.64
	802.11ax-HE20 MCS0	36	5180	16.76	17.00	97.31
		40	5200	18.96	19.00	
		44	5220	18.86	19.00	
		48	5240	18.71	19.00	
	802.11ax-HE40 MCS0	38	5190	16.01	16.25	97.14
		46	5230	18.41	18.50	
	802.11ax-HE80 MCS0	42	5210	15.86	16.00	96.55

	Mode	Channel	Frequency (MHz)	Average power (dBm)	Tune-Up Limit	Duty Cycle %
5.3GHz WLAN	802.11a 6Mbps	52	5260	18.53	18.75	97.16
		56	5280	18.48	18.50	
		60	5300	16.91	17.00	
		64	5320	16.21	16.25	
	802.11n-HT20 MCS0	52	5260	18.48	18.75	98.75
		56	5280	18.48	18.50	
		60	5300	16.86	17.00	
		64	5320	16.21	16.25	
	802.11n-HT40 MCS0	54	5270	17.17	17.50	98.85
		62	5310	15.12	15.50	
	802.11ac-VHT20 MCS0	52	5260	18.38	18.75	98.95
		56	5280	18.38	18.50	
		60	5300	16.76	17.00	
		64	5320	16.11	16.25	
	802.11ac-VHT40 MCS0	54	5270	17.07	17.50	98.75
		62	5310	15.02	15.50	
	802.11ac-VHT80 MCS0	58	5290	14.21	14.50	98.64
	802.11ac-VHT160 MCS0	50	5250	12.08	12.50	98.46
	802.11ax-HE20 MCS0	52	5260	18.67	18.75	97.31
		56	5280	18.21	18.50	
		60	5300	16.61	17.00	
		64	5320	16.06	16.25	
	802.11ax-HE40 MCS0	54	5270	17.32	17.50	97.14
		62	5310	15.31	15.50	
	802.11ax-HE80 MCS0	58	5290	14.26	14.50	96.55
	802.11ax-HE160 MCS0	50	5250	12.43	12.50	96.34

	Mode	Channel	Frequency (MHz)	Average power (dBm)	Tune-Up Limit	Duty Cycle %
5.5GHz WLAN	802.11a 6Mbps	100	5500	16.71	16.75	97.16
		116	5580	18.82	19.00	
		124	5620	18.61	19.00	
		132	5660	18.56	19.00	
		144	5720	18.91	19.00	
	802.11n-HT20 MCS0	100	5500	16.41	16.75	98.75
		116	5580	18.77	19.00	
		124	5620	18.66	19.00	
		132	5660	18.76	19.00	
		144	5720	18.86	19.00	
	802.11n-HT40 MCS0	102	5510	16.51	16.75	98.85
		110	5550	18.97	19.00	
		126	5630	18.61	19.00	
		134	5670	18.41	18.75	
		142	5710	18.61	19.00	
	802.11ac-VHT20 MCS0	100	5500	16.31	16.75	98.95
		116	5580	18.67	19.00	
		124	5620	18.56	19.00	
		132	5660	18.61	19.00	
		144	5720	18.76	19.00	
	802.11ac-VHT40 MCS0	102	5510	16.41	16.75	98.75
		110	5550	18.87	19.00	
		126	5630	18.56	19.00	
		134	5670	18.31	18.75	
		142	5710	18.56	19.00	
	802.11ac-VHT80 MCS0	106	5530	15.61	16.00	98.64
		122	5610	18.87	19.00	
		138	5690	18.66	19.00	
	802.11ac-VHT160 MCS0	114	5570	13.96	14.00	98.46
	802.11ax-HE20 MCS0	100	5500	16.56	16.75	97.31
		116	5580	18.72	19.00	
		124	5620	18.97	19.00	
		132	5660	18.87	19.00	
		144	5720	18.81	19.00	
	802.11ax-HE40 MCS0	102	5510	16.61	16.75	97.14
		110	5550	18.93	19.00	
		126	5630	18.77	19.00	
		134	5670	18.61	18.75	
		142	5710	18.96	19.00	
	802.11ax-HE80 MCS0	106	5530	15.86	16.00	96.55
		122	5610	18.92	19.00	
		138	5690	18.71	19.00	
	802.11ax-HE160 MCS0	114	5570	13.87	14.00	96.34

	Mode	Channel	Frequency (MHz)	Average power (dBm)	Tune-Up Limit	Duty Cycle %
5.8GHz WLAN	802.11a 6Mbps	149	5745	18.31	18.50	97.16
		157	5785	18.12	18.50	
		165	5825	18.47	18.50	
	802.11n-HT20 MCS0	149	5745	18.26	18.50	98.75
		157	5785	18.12	18.50	
		165	5825	18.42	18.50	
	802.11n-HT40 MCS0	151	5755	18.91	19.00	98.85
		159	5795	18.87	19.00	
	802.11ac-VHT20 MCS0	149	5745	18.16	18.50	98.95
		157	5785	18.02	18.50	
		165	5825	18.32	18.50	
	802.11ac-VHT40 MCS0	151	5755	18.81	19.00	98.75
		159	5795	18.77	19.00	
	802.11ac-VHT80 MCS0	155	5775	17.91	18.25	98.64
	802.11ax-HE20 MCS0	149	5745	18.26	18.50	97.31
		157	5785	18.27	18.50	
		165	5825	18.32	18.50	
	802.11ax-HE40 MCS0	151	5755	18.81	19.00	97.14
		159	5795	18.82	19.00	
	802.11ax-HE80 MCS0	155	5775	18.22	18.25	96.55

<2.4GHz Bluetooth>

General Note:

1. For 2.4GHz Bluetooth SAR testing was selected 1Mbps due to its highest average power and duty cycle is 76.60% considered in SAR testing, and the duty cycle would be scaled to theoretical 83.3% in reported SAR calculation.

Mode	Channel	Frequency (MHz)	Average power (dBm)		
			1Mbps	2Mbps	3Mbps
BR / EDR	CH 00	2402	9.71	5.65	5.60
	CH 39	2441	9.91	5.90	5.85
	CH 78	2480	9.79	5.98	5.93
Tune-up Limit			10.80	7.00	7.00

Mode	Channel	Frequency (MHz)	Average power (dBm)	
			1Mbps	2Mbps
LE	CH 00	2402	6.60	6.70
	CH 19	2440	6.80	6.90
	CH 39	2480	6.80	6.80
Tune-up Limit			7.00	7.00

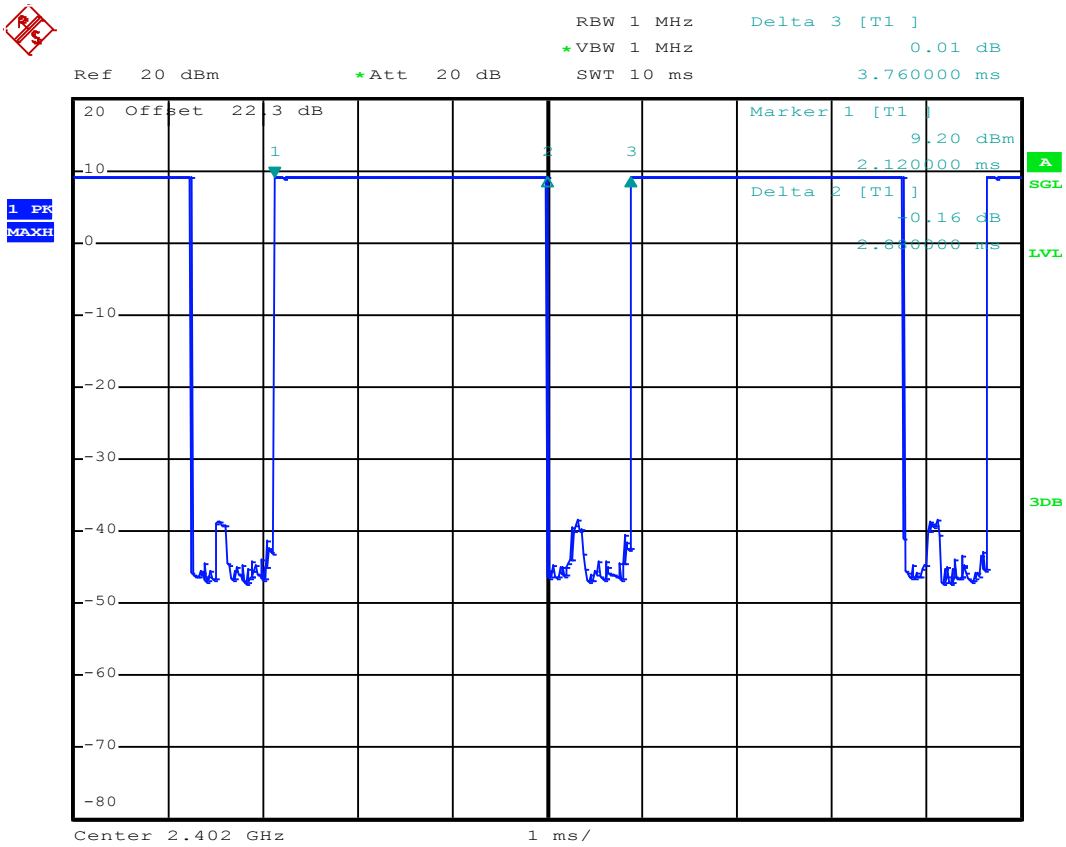

12. Antenna Location

<For Tablet Mode>

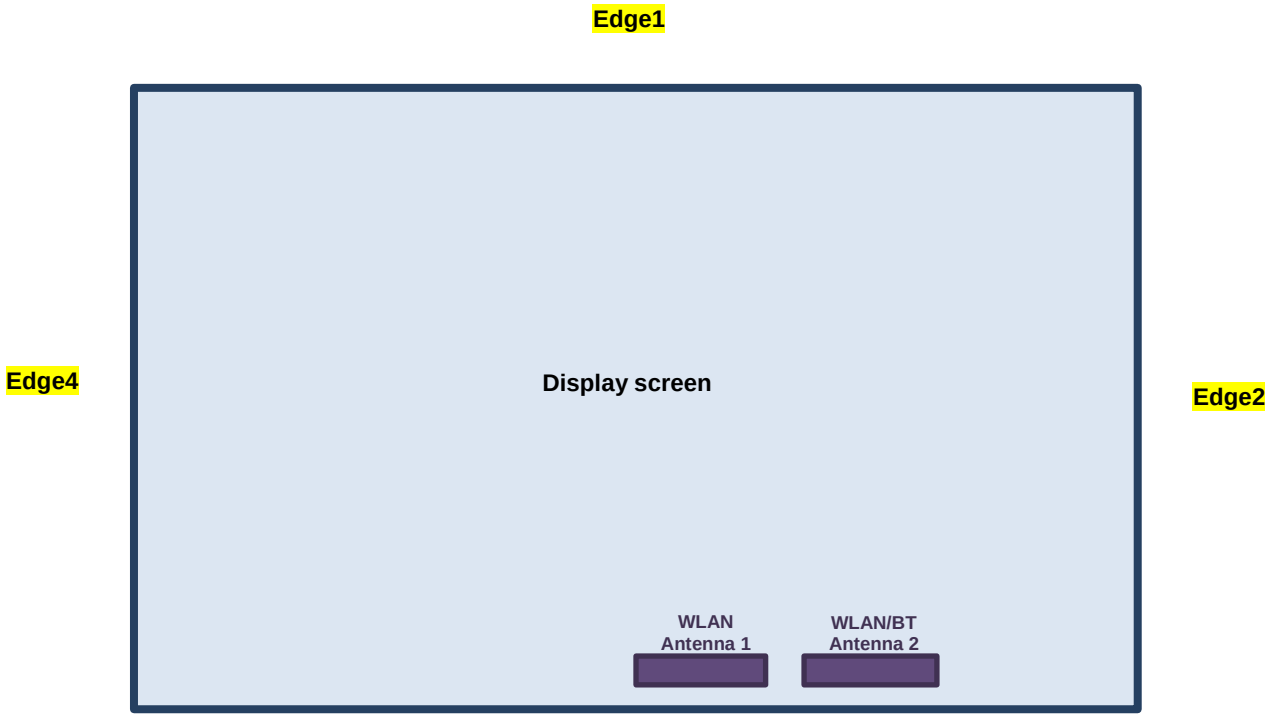

Front View

The separation distance for antenna to edge :

Antenna	To Edge1 (mm)	To Edge2 (mm)	To Edge3 (mm)	To Edge4 (mm)
WLAN Antenna 1	228.79	154.5	4.05	164.5
WLAN/BT Antenna 2	228.79	104.5	4.05	214.5

<For Laptop Mode>

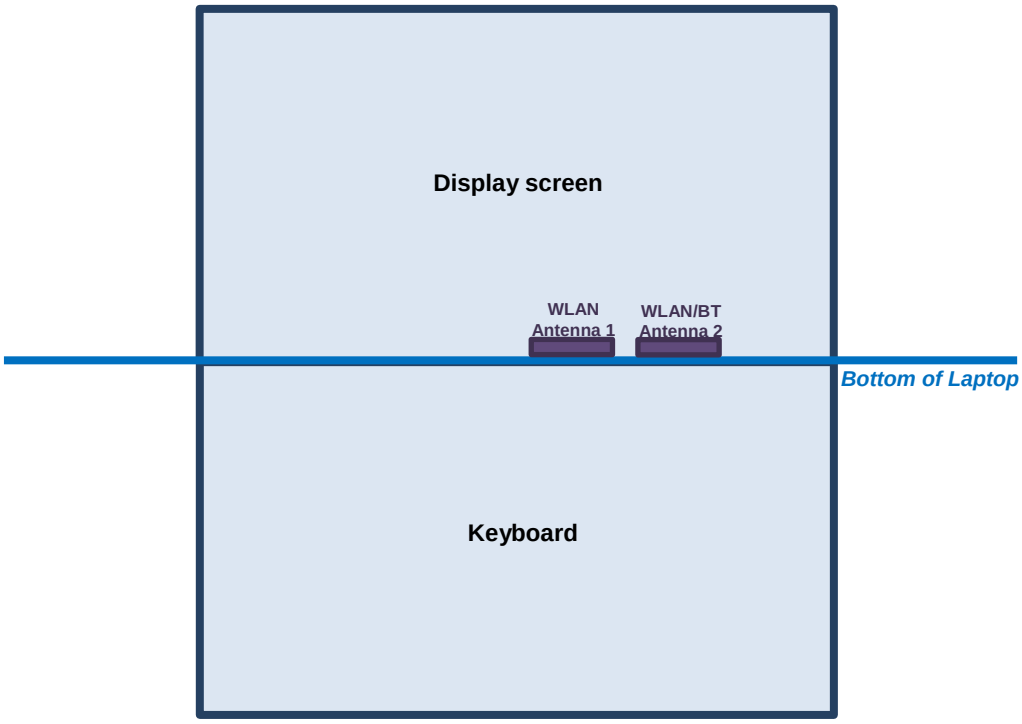

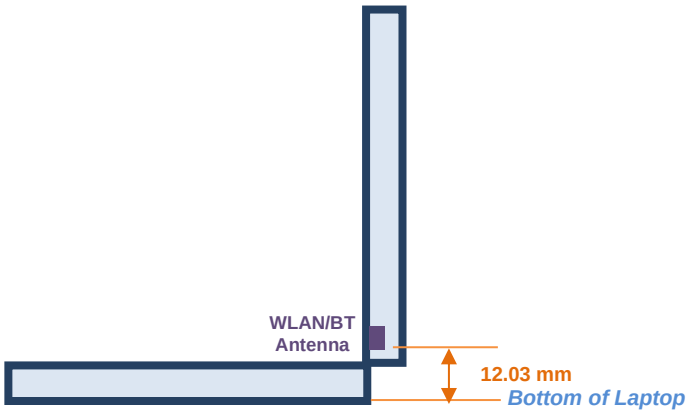

<Side View>

<SAR test exclusion table>

General Note:

1. The below table, when the distance is < 50 mm exclusion threshold is "Ratio", when the distance is > 50 mm exclusion threshold is "mW"
2. Maximum power is the source-based time-average power and represents the maximum RF output power among production units
3. Per KDB 447498 D01v06, for larger devices, the test separation distance of adjacent edge configuration is determined by the closest separation between the antenna and the user.
4. Per KDB 447498 D01v06, standalone SAR test exclusion threshold is applied; If the test separation distance is < 5mm, 5mm is used to determine SAR exclusion threshold.
5. Per KDB 447498 D01v06, the 1-g and 10-g SAR test exclusion thresholds for 100 MHz to 6 GHz at *test separation distances* ≤ 50 mm are determined by:
   [(*max. power of channel, including tune-up tolerance, mW*)/(*min. test separation distance, mm*)] ·[√f(GHz)] ≤ 3.0 for 1-g SAR and ≤ 7.5 for 10-g extremity SAR
   - f(GHz) is the RF channel transmit frequency in GHz
   - Power and distance are rounded to the nearest mW and mm before calculation
   - The result is rounded to one decimal place for comparison
6. Per KDB 447498 D01v06, at 100 MHz to 6 GHz and for *test separation distances* > 50 mm, the SAR test exclusion threshold is determined according to the following
   a) [Threshold at 50 mm in step 1) + (test separation distance - 50 mm)·(f(MHz)/150)] mW, at 100 MHz to 1500 MHz
   b) [Threshold at 50 mm in step 1) + (test separation distance - 50 mm)·10] mW at > 1500 MHz and ≤ 6 GHz

<For Tablet Mode>

Exposure Position	Wireless Interface	2.4GHz WLAN ANT 1	2.4GHz WLAN/BT ANT 2	5GHz WLAN ANT 1	5GHz WLAN ANT 2	5GHz WLAN ANT 1+2
	Calculated Frequency	2472MHz	2472MHz	5825MHz	5825MHz	5825MHz
	Maximum power (dBm)	20.5	20.5	18.5	18.5	18.5
	Maximum rated power(mW)	112.0	112.0	71.0	71.0	71.0
Bottom Face	Separation distance(mm)	5.0	5.0	5.0	5.0	5.0
	exclusion threshold	35.2	35.2	34.3	34.3	34.3
	Testing required?	**Yes**	**Yes**	**Yes**	**Yes**	**Yes**
Edge 1	Separation distance(mm)	228.79	228.79	228.79	228.79	228.79
	exclusion threshold	1883.0	1883.0	1850.0	1850.0	1850.0
	Testing required?	**No**	**No**	**No**	**No**	**No**
Edge 2	Separation distance(mm)	154.5	104.5	154.5	104.5	104.5
	exclusion threshold	1140.0	640.0	1107.0	607.0	607.0
	Testing required?	**No**	**No**	**No**	**No**	**No**
Edge 3	Separation distance(mm)	5.0	5.0	5.0	5.0	5.0
	exclusion threshold	35.2	35.2	34.3	34.3	34.3
	Testing required?	**Yes**	**Yes**	**Yes**	**Yes**	**Yes**
Edge 4	Separation distance(mm)	164.5	214.5	164.5	214.5	164.5
	exclusion threshold	1240.0	1740.0	1207.0	1707.0	1207.0
	Testing required?	**No**	**No**	**No**	**No**	**No**

<For laptop Mode>

Exposure Position	Wireless Interface	2.4GHz WLAN ANT 1	2.4GHz WLAN/BT ANT 2	5GHz WLAN ANT 1	5GHz WLAN ANT 2	5GHz WLAN ANT 1+2
	Calculated Frequency	2472MHz	2472MHz	5825MHz	5825MHz	5825MHz
	Maximum power (dBm)	21	21	21	21	19
	Maximum rated power(mW)	126.0	126.0	126.0	126.0	79.0
Bottom of Laptop	Separation distance(mm)	12.03	12.03	12.03	12.03	12.03
	exclusion threshold	16.5	16.5	25.3	25.3	15.9
	Testing required?	**Yes**	**Yes**	**Yes**	**Yes**	**Yes**

13. SAR Test Results

General Note:

1. Per KDB 447498 D01v06, the reported SAR is the measured SAR value adjusted for maximum tune-up tolerance.
   a. Tune-up scaling Factor = tune-up limit power (mW) / EUT RF power (mW), where tune-up limit is the maximum rated power among all production units.
   b. For SAR testing of WLAN signal with non-100% duty cycle, the measured SAR is scaled-up by the duty cycle scaling factor which is equal to "1/(duty cycle)"
   c. For WLAN/Bluetooth: Reported SAR(W/kg)= Measured SAR(W/kg)* Duty Cycle scaling factor * Tune-up scaling factor
2. Per KDB 447498 D01v06, for each exposure position, testing of other required channels within the operating mode of a frequency band is not required when the *reported* 1-g or 10-g SAR for the mid-band or highest output power channel is:
   - ≤ 0.8 W/kg or 2.0 W/kg, for 1-g or 10-g respectively, when the transmission band is ≤ 100 MHz
   - ≤ 0.6 W/kg or 1.5 W/kg, for 1-g or 10-g respectively, when the transmission band is between 100 MHz and 200 MHz
   - ≤ 0.4 W/kg or 1.0 W/kg, for 1-g or 10-g respectively, when the transmission band is ≥ 200 MHz
3. Per KDB 865664 D01v01r04, for each frequency band, repeated SAR measurement is required only when the measured SAR is ≥0.8W/kg.

WLAN Note:

1. Per KDB 248227 D01v02r02, for 2.4GHz 802.11g/n SAR testing is not required when the highest reported SAR for DSSS is adjusted by the ratio of OFDM to DSSS specified maximum output power and the adjusted SAR is ≤ 1.2 W/kg.
2. Per KDB 248227 D01v02r02, U-NII-1 SAR testing is not required when the U-NII-2A band highest reported SAR for a test configuration is ≤ 1.2 W/kg, SAR is not required for U-NII-1 band.
3. When the reported SAR of the test position is > 0.4 W/kg, SAR is repeated for the 802.11 transmission mode configuration tested in the initial test position to measure the subsequent next closet/smallest test separation distance and maximum coupling test position on the highest maximum output power channel, until the report SAR is ≤ 0.8 W/kg or all required test position are tested.
4. For all positions / configurations, when the reported SAR is > 0.8 W/kg, SAR is measured for these test positions / configurations on the subsequent next highest measured output power channel(s) until the reported SAR is ≤ 1.2 W/kg or all required channels are tested.
5. For WLAN SAR testing was performed on single antenna RF power in SISO mode is larger or equal to the single antenna RF power in MIMO mode, and for RF exposure assessment of MIMO mode simultaneous transmission exclusion analysis was performed with SAR test results of each antenna in SISO mode.
6. Per KDB 248227 D01v02r02, the simultaneous SAR provisions in KDB publication 447498 should be applied to determine simultaneous transmission SAR test exclusion for WiFi MIMO. If the sum of 1g single transmission chain SAR measurements is < 1.6W/kg and SAR peak to location ratio ≤ 0.04, no additional SAR measurements for MIMO.
7. During SAR testing the WLAN transmission was verified using a spectrum analyzer.

13.1 Body SAR

<WLAN SAR>

Plot No.	Band	Mode	Test Position	Gap (mm)	Antenna	Configure (Tablet/Laptop)	Ch.	Freq. (MHz)	Average Power (dBm)	Tune-Up Limit (dBm)	Tune-up Scaling Factor	Duty Cycle %	Duty Cycle Scaling Factor	Power Drift (dB)	Measured 1g SAR (W/kg)	Reported 1g SAR (W/kg)
01	WLAN2.4GHz	802.11b 1Mbps	Edge 3	0mm	Ant 1	Tablet	6	2437	20.30	20.50	1.047	100	1.000	-0.06	1.030	1.079
	WLAN2.4GHz	802.11b 1Mbps	Edge 3	0mm	Ant 1	Tablet	1	2412	19.80	20.00	1.047	100	1.000	0.14	0.815	0.853
	WLAN2.4GHz	802.11b 1Mbps	Edge 3	0mm	Ant 1	Tablet	11	2462	19.90	20.00	1.023	100	1.000	-0.1	0.784	0.802
	WLAN2.4GHz	802.11b 1Mbps	Bottom Face	0mm	Ant 1	Tablet	6	2437	20.30	20.50	1.047	100	1.000	-0.15	0.078	0.082
	WLAN2.4GHz	802.11b 1Mbps	Bottom of Laptop	0mm	Ant 1	Laptop	6	2437	20.90	21.00	1.023	100	1.000	-0.06	0.183	0.187
	WLAN2.4GHz	802.11b 1Mbps	Edge 3	0mm	Ant 2	Tablet	6	2437	20.40	20.50	1.023	100	1.000	0.01	0.631	0.646
	WLAN2.4GHz	802.11b 1Mbps	Bottom Face	0mm	Ant 2	Tablet	6	2437	20.40	20.50	1.023	100	1.000	-0.13	0.057	0.058
	WLAN2.4GHz	802.11b 1Mbps	Bottom of Laptop	0mm	Ant 2	Laptop	6	2437	20.80	21.00	1.047	100	1.000	0.07	0.133	0.139
	WLAN5GHz	802.11n-HT40 MCS0	Edge 3	0mm	Ant 1	Tablet	54	5270	18.50	18.50	1.000	98.39	1.016	-0.04	1.010	1.026
	WLAN5GHz	802.11a 6Mbps	Edge 3	0mm	Ant 1	Tablet	52	5260	18.40	18.50	1.023	97.9	1.021	-0.15	0.977	1.021
	WLAN5GHz	802.11n-HT40 MCS0	Bottom Face	0mm	Ant 1	Tablet	54	5270	18.50	18.50	1.000	98.39	1.016	-0.11	0.060	0.061
	WLAN5GHz	802.11a 6Mbps	Bottom of Laptop	0mm	Ant 1	Laptop	52	5260	20.80	21.00	1.047	97.9	1.021	-0.01	0.232	0.248
02	WLAN5GHz	802.11n-HT40 MCS0	Edge 3	0mm	Ant 2	Tablet	54	5270	18.40	18.50	1.023	98.14	1.019	-0.08	1.020	1.064
	WLAN5GHz	802.11n-HT40 MCS0	Edge 3	0mm	Ant 2	Tablet	62	5310	16.80	17.00	1.047	98.14	1.019	0.07	0.755	0.806
	WLAN5GHz	802.11a 6Mbps	Edge 3	0mm	Ant 2	Tablet	52	5260	18.50	18.50	1.000	97.15	1.029	0.03	0.914	0.941
	WLAN5GHz	802.11n-HT40 MCS0	Bottom Face	0mm	Ant 2	Tablet	54	5270	18.40	18.50	1.023	98.14	1.019	-0.13	0.055	0.057
	WLAN5GHz	802.11a 6Mbps	Bottom of Laptop	0mm	Ant 2	Laptop	52	5260	20.90	21.00	1.023	97.15	1.029	-0.06	0.212	0.223
	WLAN5GHz	802.11a 6Mbps	Edge 3	0mm	Ant 1+2	Tablet	52	5260	18.47	18.50	1.006	97.16	1.029	-0.1	0.654	0.677
	WLAN5GHz	802.11a 6Mbps	Bottom Face	0mm	Ant 1+2	Tablet	52	5260	18.47	18.50	1.006	97.16	1.029	0.16	0.030	0.031
	WLAN5GHz	802.11a 6Mbps	Bottom of Laptop	0mm	Ant 1+2	Laptop	52	5260	18.53	18.75	1.052	97.16	1.029	-0.13	0.064	0.069
	WLAN5GHz	802.11ac-VHT80 MCS0	Edge 3	0mm	Ant 1	Tablet	106	5530	17.40	17.50	1.023	98.76	1.013	-0.16	0.810	0.840
	WLAN5GHz	802.11ac-VHT80 MCS0	Edge 3	0mm	Ant 1	Tablet	122	5610	17.30	17.50	1.047	98.76	1.013	0.02	0.960	1.018
	WLAN5GHz	802.11ac-VHT80 MCS0	Edge 3	0mm	Ant 1	Tablet	138	5690	17.40	17.50	1.023	98.76	1.013	-0.04	0.917	0.951
	WLAN5GHz	802.11ac-VHT80 MCS0	Bottom Face	0mm	Ant 1	Tablet	106	5530	17.40	17.50	1.023	98.76	1.013	0.09	0.047	0.049
	WLAN5GHz	802.11ac-VHT80 MCS0	Bottom of Laptop	0mm	Ant 1	Laptop	138	5690	20.90	21.00	1.023	98.76	1.013	-0.05	0.196	0.203
	WLAN5GHz	802.11ac-VHT80 MCS0	Edge 3	0mm	Ant 2	Tablet	106	5530	17.40	17.50	1.023	98.76	1.013	-0.18	0.928	0.962
	WLAN5GHz	802.11ac-VHT80 MCS0	Edge 3	0mm	Ant 2	Tablet	122	5610	17.20	17.50	1.072	98.76	1.013	0.12	1.060	1.151
03	WLAN5GHz	802.11ac-VHT80 MCS0	Edge 3	0mm	Ant 2	Tablet	138	5690	17.10	17.50	1.096	98.76	1.013	-0.07	1.070	1.188
	WLAN5GHz	802.11ac-VHT80 MCS0	Bottom Face	0mm	Ant 2	Tablet	106	5530	17.40	17.50	1.023	98.76	1.013	-0.14	0.045	0.047
	WLAN5GHz	802.11ac-VHT80 MCS0	Bottom of Laptop	0mm	Ant 2	Laptop	138	5690	20.70	21.00	1.072	98.76	1.013	-0.04	0.236	0.256
	WLAN5GHz	802.11ac-VHT80 MCS0	Edge 3	0mm	Ant 1+2	Tablet	122	5610	17.37	17.50	1.031	98.64	1.014	-0.15	0.551	0.576
	WLAN5GHz	802.11ac-VHT80 MCS0	Bottom Face	0mm	Ant 1+2	Tablet	122	5610	17.37	17.50	1.031	98.64	1.014	-0.17	0.016	0.017
	WLAN5GHz	802.11ac-VHT80 MCS0	Bottom of Laptop	0mm	Ant 1+2	Laptop	122	5610	18.87	19.00	1.031	98.64	1.014	0.18	0.030	0.031
	WLAN5GHz	802.11ac-VHT80 MCS0	Edge 3	0mm	Ant 1	Tablet	155	5775	17.30	17.50	1.047	98.76	1.013	-0.07	0.872	0.925
	WLAN5GHz	802.11n-HT40 MCS0	Edge 3	0mm	Ant 1	Tablet	151	5755	17.40	17.50	1.023	98.39	1.016	-0.14	0.846	0.880
	WLAN5GHz	802.11ac-VHT80 MCS0	Bottom Face	0mm	Ant 1	Tablet	155	5775	17.30	17.50	1.047	98.76	1.013	-0.08	0.046	0.049
	WLAN5GHz	802.11n-HT40 MCS0	Bottom of Laptop	0mm	Ant 1	Laptop	159	5795	20.90	21.00	1.023	98.39	1.016	-0.05	0.100	0.104
04	WLAN5GHz	802.11ac-VHT80 MCS0	Edge 3	0mm	Ant 2	Tablet	155	5775	17.40	17.50	1.023	98.76	1.013	-0.02	1.250	1.296
	WLAN5GHz	802.11n-HT40 MCS0	Edge 3	0mm	Ant 2	Tablet	151	5755	17.40	17.50	1.023	98.14	1.019	-0.09	1.210	1.262
	WLAN5GHz	802.11n-HT40 MCS0	Edge 3	0mm	Ant 2	Tablet	159	5795	17.40	17.50	1.023	98.14	1.019	-0.01	1.140	1.189
	WLAN5GHz	802.11ac-VHT80 MCS0	Bottom Face	0mm	Ant 2	Tablet	155	5775	17.40	17.50	1.023	98.76	1.013	0.17	0.049	0.051
	WLAN5GHz	802.11ac-VHT80 MCS0	Bottom of Laptop	0mm	Ant 2	Laptop	159	5795	20.80	21.00	1.047	98.14	1.019	-0.13	0.187	0.200
	WLAN5GHz	802.11ac-VHT80 MCS0	Edge 3	0mm	Ant 1+2	Tablet	155	5775	17.46	17.50	1.009	98.64	1.014	-0.12	0.700	0.716
	WLAN5GHz	802.11ac-VHT80 MCS0	Bottom Face	0mm	Ant 1+2	Tablet	155	5775	17.46	17.50	1.009	98.64	1.014	-0.16	0.006	0.006
	WLAN5GHz	802.11n-HT40 MCS0	Bottom of Laptop	0mm	Ant 1+2	Laptop	151	5755	18.91	19.00	1.020	98.85	1.012	-0.16	0.073	0.075

<Bluetooth SAR>

Plot No.	Band	Mode	Test Position	Gap (mm)	Antenna	Configure (Tablet/Laptop)	Ch.	Freq. (MHz)	Average Power (dBm)	Tune-Up Limit (dBm)	Tune-up Scaling Factor	Duty Cycle %	Duty Cycle Scaling Factor	Power Drift (dB)	Measured 1g SAR (W/kg)	Reported 1g SAR (W/kg)
	Bluetooth	1Mbps	Edge 3	0mm	Ant 2	Tablet	39	2441	9.91	10.80	1.229	76.6	1.087	-0.09	0.088	0.118
	Bluetooth	1Mbps	Edge 3	0mm	Ant 2	Tablet	0	2402	9.71	10.80	1.287	76.6	1.087	0.17	0.079	0.110
05	Bluetooth	1Mbps	Edge 3	0mm	Ant 2	Tablet	78	2480	9.79	10.80	1.263	76.6	1.087	-0.01	0.098	0.135
	Bluetooth	1Mbps	Bottom Face	0mm	Ant 2	Tablet	39	2441	9.91	10.80	1.229	76.6	1.087	0.05	0.001	0.001
	Bluetooth	1Mbps	Bottom of Laptop	0mm	Ant 2	Laptop	39	2441	9.91	10.80	1.229	76.6	1.087	-0.16	0.001	0.001

13.2 Repeated SAR Measurement

No.	Band	Mode	Test Position	Gap (mm)	Antenna	Configure (Tablet/Laptop)	Ch.	Freq. (MHz)	Average Power (dBm)	Tune-Up Limit (dBm)	Tune-up Scaling Factor	Duty Cycle %	Duty Cycle Scaling Factor	Power Drift (dB)	Measured 1g SAR (W/kg)	Ratio	Reported 1g SAR (W/kg)
1st	WLAN2.4GHz	802.11b 1Mbps	Edge 3	0mm	Ant 1	Tablet	6	2437	20.30	20.50	1.047	100	1.000	-0.06	1.030	-	1.079
2nd	WLAN2.4GHz	802.11b 1Mbps	Edge 3	0mm	Ant 1	Tablet	6	2437	20.30	20.50	1.047	100	1.000	0.07	1.010	1.02	1.058
1st	WLAN5GHz	802.11n-HT40 MCS0	Edge 3	0mm	Ant 2	Tablet	54	5270	18.40	18.50	1.023	98.14	1.019	-0.08	1.020	-	1.064
2nd	WLAN5GHz	802.11n-HT40 MCS0	Edge 3	0mm	Ant 2	Tablet	54	5270	18.40	18.50	1.023	98.14	1.019	-0.01	0.982	1.04	1.024
1st	WLAN5GHz	802.11ac-VHT80 MCS0	Edge 3	0mm	Ant 2	Tablet	138	5690	17.10	17.50	1.096	98.76	1.013	-0.07	1.070	-	1.188
2nd	WLAN5GHz	802.11ac-VHT80 MCS0	Edge 3	0mm	Ant 2	Tablet	138	5690	17.10	17.50	1.096	98.76	1.013	-0.12	1.040	1.03	1.155
1st	WLAN5GHz	802.11ac-VHT80 MCS0	Edge 3	0mm	Ant 2	Tablet	155	5775	17.40	17.50	1.023	98.76	1.013	-0.02	1.250	-	1.296
2nd	WLAN5GHz	802.11ac-VHT80 MCS0	Edge 3	0mm	Ant 2	Tablet	155	5775	17.40	17.50	1.023	98.76	1.013	-0.06	1.230	1.02	1.275

General Note:

1. Per KDB 865664 D01v01r04, for each frequency band, repeated SAR measurement is required only when the measured SAR is ≥0.8W/kg.
2. Per KDB 865664 D01v01r04, if the ratio among the repeated measurement is ≤ 1.2 and the measured SAR <1.45W/kg, only one repeated measurement is required.
3. The ratio is the difference in percentage between original and repeated *measured SAR*.
4. All measurement SAR result is scaled-up to account for tune-up tolerance and is compliant.

14. Simultaneous Transmission Analysis

NO.	Simultaneous Transmission Configurations	Body
1.	2.4GHz WLAN ANT 1 + 2.4GHz WLAN ANT 2	Yes
2.	5GHz WLAN ANT 1 + 5GHz WLAN ANT 2	Yes
3.	2.4GHz WLAN ANT 1+ Bluetooth ANT 2	Yes
4.	5GHz WLAN ANT 1 + Bluetooth ANT 2	Yes
5.	5GHz WLAN ANT 1 + 5GHz WLAN ANT 2 + Bluetooth ANT 2	Yes

General Note:

1. For SAR testing was performed on single antenna RF power in SISO mode is larger or equal to the single antenna RF power in MIMO mode, and for RF exposure assessment of MIMO mode simultaneous transmission exclusion analysis was performed with SAR test results of each antenna in SISO mode.
2. WLAN and Bluetooth share the same antenna 2, and cannot transmit simultaneously.
3. EUT will choose either WLAN 2.4GHz or WLAN 5GHz according to the network signal condition; therefore, 2.4GHz WLAN and 5GHz WLAN will not operate simultaneously at any moment.
4. The Scaled SAR summation is calculated based on the same configuration and test position.
5. Per KDB 447498 D01v06, simultaneous transmission SAR is compliant if,
   i) Scalar SAR summation < 1.6W/kg.
   ii) SPLSR = (SAR1 + SAR2)^1.5 / (min. separation distance, mm), and the peak separation distance is determined from the square root of [(x1-x2)2 + (y1-y2)2 + (z1-z2)2], where (x1, y1, z1) and (x2, y2, z2) are the coordinates of the extrapolated peak SAR locations in the zoom scan.
   iii) If SPLSR ≤ 0.04, simultaneously transmission SAR measurement is not necessary.
   iv) Simultaneously transmission SAR measurement, and the reported multi-band SAR < 1.6W/kg.
   v) The SPLSR calculated results please refer to section 14.2.

14.1 Body Exposure Conditions

Exposure Position	1	2	3	4	5	6	1+2 Summed 1g SAR (W/kg)	1+6 Summed 1g SAR (W/kg)	3+6 Summed 1g SAR (W/kg)	5+6 Summed 1g SAR (W/kg)	SPLSR	Case No
	2.4GHz WLAN Ant 1	2.4GHz WLAN Ant 2	5GHz WLAN Ant 1	5GHz WLAN Ant 2	5GHz WLAN Ant 1+2	Bluetooth Ant 2						
	1g SAR (W/kg)	1g SAR (W/kg)	1g SAR (W/kg)	1g SAR (W/kg)	1g SAR (W/kg)	1g SAR (W/kg)						
Edge 3 at 0mm	1.079	0.646	1.026	1.296	0.716	0.135	1.725	1.214	**1.161**	**0.851**	**0.04**	**Case 1**
Bottom Face at 0mm	0.082	0.058	0.061	0.057	0.031	0.001	**0.140**	**0.083**	**0.062**	**0.032**		
Bottom of Laptop at 0mm	0.187	0.139	0.248	0.256	0.075	0.001	**0.326**	**0.188**	**0.249**	**0.076**		

14.2 SPLSR Evaluation and Analysis

General Note:

1. SPLSR = $(SAR_1 + SAR_2)^{1.5}$ / (*min. separation distance, mm*). If SPLSR ≤ 0.04, simultaneously transmission SAR measurement is not necessary

Case 1	Band	Position	SAR (W/kg)	Gap (cm)	SAR peak location (m) X	Y	Z	3D distance (mm)	Summed SAR (W/kg)	SPLSR Results	Simultaneous SAR
	WLAN2.4GHz_Ant 1	Edge 3	1.079	0mm	6.23	1.02	2.12	60.2	1.73	0.04	Not required
	WLAN2.4GHz_Ant 2		0.646	0mm	8.02	-59.18	2.02				

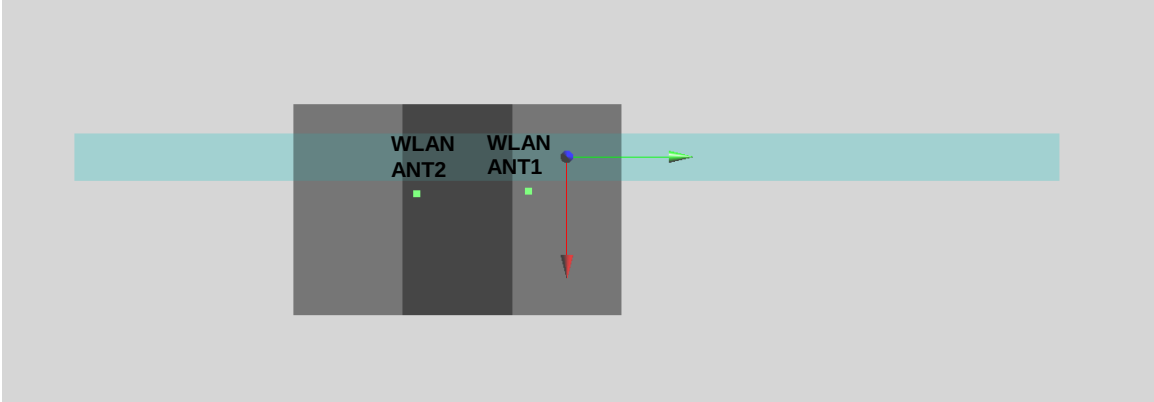

Test Engineer： Mood Huang, Bevis Chang, Ted Hsieh and Jay Jian

15. Uncertainty Assessment

Per KDB 865664 D01 SAR measurement 100MHz to 6GHz, when the highest measured 1-g SAR within a frequency band is < 1.5 W/kg and the measured 10-g SAR within a frequency band is < 3.75 W/kg. The expanded SAR measurement uncertainty must be ≤ 30%, for a confidence interval of k = 2. If these conditions are met, extensive SAR measurement uncertainty analysis described in IEEE Std 1528-2013 is not required in SAR reports submitted for equipment approval. For this device, the highest measured 1-g SAR is less 1.5W/kg. Therefore, the measurement uncertainty table is not required in this report.

16. References

[1] FCC 47 CFR Part 2 “Frequency Allocations and Radio Treaty Matters; General Rules and Regulations”

[2] ANSI/IEEE Std. C95.1-1992, “IEEE Standard for Safety Levels with Respect to Human Exposure to Radio Frequency Electromagnetic Fields, 3 kHz to 300 GHz”, September 1992

[3] IEEE Std. 1528-2013, “IEEE Recommended Practice for Determining the Peak Spatial-Average Specific Absorption Rate (SAR) in the Human Head from Wireless Communications Devices: Measurement Techniques”, Sep 2013

[4] SPEAG DASY System Handbook

[5] FCC KDB 248227 D01 v02r02, “SAR Guidance for IEEE 802.11 (WiFi) Transmitters”, Oct 2015.

[6] FCC KDB 447498 D01 v06, “Mobile and Portable Device RF Exposure Procedures and Equipment Authorization Policies”, Oct 2015

[7] FCC KDB 616217 D04 v01r02, “SAR Evaluation Considerations for Laptop, Notebook, Netbook and Tablet Computers”, Oct 2015

[8] FCC KDB 865664 D01 v01r04, "SAR Measurement Requirements for 100 MHz to 6 GHz", Aug 2015.

[9] FCC KDB 865664 D02 v01r02, “RF Exposure Compliance Reporting and Documentation Considerations” Oct 2015.