Mode	9	
	Band Edge - R	
	2400-2483.5_ULL 2.4GHz_GFSK _CH19_2440MHz	
ANT	1	
Pol.	Vertical	Fundamental
Peak	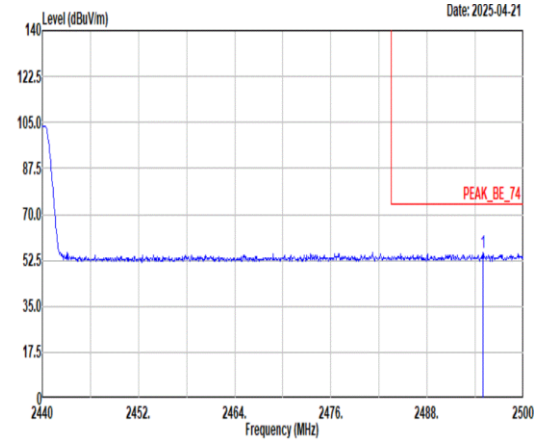 Site : 03CH12-HY Condition: PEAK_BE_74 3m 9120D-02114-240711 VERTICAL : RBW:1000.000kHz VBW:3000.000kHz SWT:Auto Freq Level Limit Line Margin Read Level Ant Factor Cable Loss Preamp Factor Aux Factor APos TPos Remark MHz dBuV/m dBuV/m dB dBuV dB/m dB dB dB cm deg 1 2494.96 55.27 74.00 -18.73 44.48 28.05 6.92 34.21 10.03 155 145 PEAK	Blank
Avg	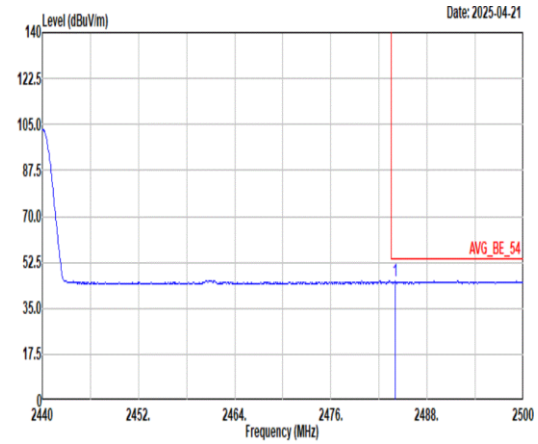 Site : 03CH12-HY Condition: AVG_BE_54 3m 9120D-02114-240711 VERTICAL : RBW:1000.000kHz VBW:2.700kHz SWT:Auto Freq Level Limit Line Margin Read Level Ant Factor Cable Loss Preamp Factor Aux Factor APos TPos Remark MHz dBuV/m dBuV/m dB dBuV dB/m dB dB dB cm deg 1 2484.04 45.32 54.00 -8.68 34.65 27.94 6.90 34.20 10.03 155 145 AVERAGE	Blank

Mode	9	
	Harmonic	
	2400-2483.5_ULL 2.4GHz_GFSK _CH19_2440MHz	
ANT	1	
Pol.	Horizontal	Vertical
Peak Avg	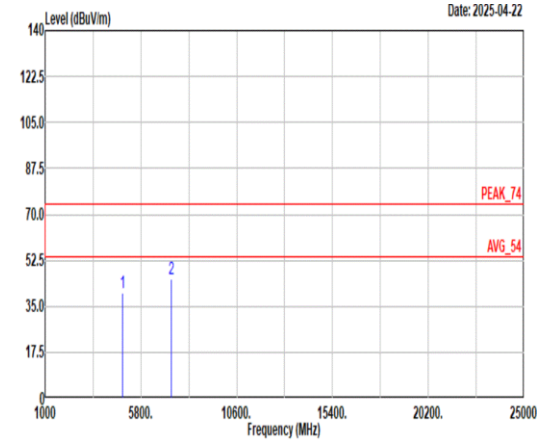 Site : 03CH12-HY Condition: PEAK_74 3m 9120D-02114-240711 HORIZONTAL Freq Level Limit Line Margin Read Level Ant Factor Cable Loss Preamp Factor Aux Factor APos TPos Remark MHz dBuV/m dBuV/m dB dBuV dB/m dB dB dB cm deg 1 4880.00 40.40 74.00 -33.60 63.98 32.86 10.45 67.41 0.52 -- -- PEAK 2 7320.00 45.69 74.00 -28.31 61.87 37.08 13.15 66.61 0.20 -- -- PEAK	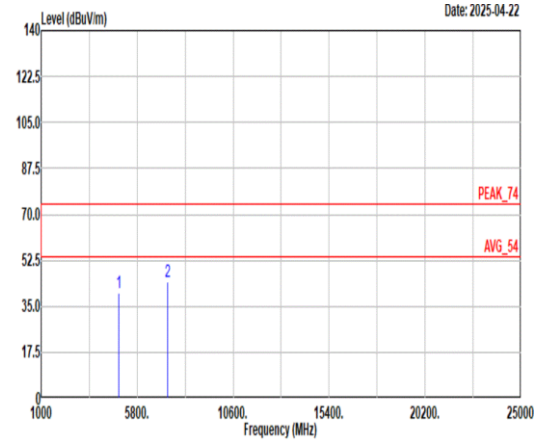 Site : 03CH12-HY Condition: PEAK_74 3m 9120D-02114-240711 VERTICAL Freq Level Limit Line Margin Read Level Ant Factor Cable Loss Preamp Factor Aux Factor APos TPos Remark MHz dBuV/m dBuV/m dB dBuV dB/m dB dB dB cm deg 1 4880.00 40.39 74.00 -33.61 63.97 32.86 10.45 67.41 0.52 -- -- PEAK 2 7320.00 44.25 74.00 -29.75 60.43 37.08 13.15 66.61 0.20 -- -- PEAK

Mode	10	
	Band Edge	
	2400-2483.5_ULL 2.4GHz_GFSK _CH39_2480MHz	
ANT	1	
Pol.	Horizontal	Fundamental
Peak	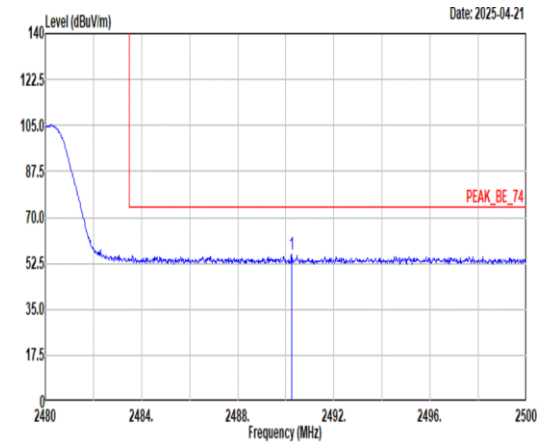 Site : 03CH12-HY Condition: PEAK_BE_74 3m 9120D-02114-240711 HORIZONTAL : RBW:1000.000kHz VBW:3000.000kHz SWT:Auto Freq Level Limit Line Margin Read Level Ant Factor Cable Loss Preamp Factor Aux Factor APos TPos Remark MHz dBuV/m dBuV/m dB dBuV dB/m dB dB dB cm deg 1 2490.24 55.95 74.00 -18.05 45.21 28.00 6.91 34.20 10.03 100 210 PEAK	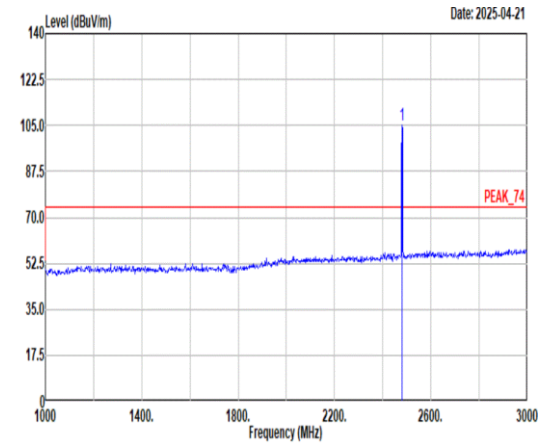 Site : 03CH12-HY Condition: PEAK_74 3m 9120D-02114-240711 HORIZONTAL : RBW:1000.000kHz VBW:3000.000kHz SWT:Auto Freq Level Limit Line Margin Read Level Ant Factor Cable Loss Preamp Factor Aux Factor APos TPos Remark MHz dBuV/m dBuV/m dB dBuV dB/m dB dB dB cm deg 1 2480.00 105.21 ------ ------ 94.58 27.90 6.90 34.20 10.03 100 210 PEAK
Avg	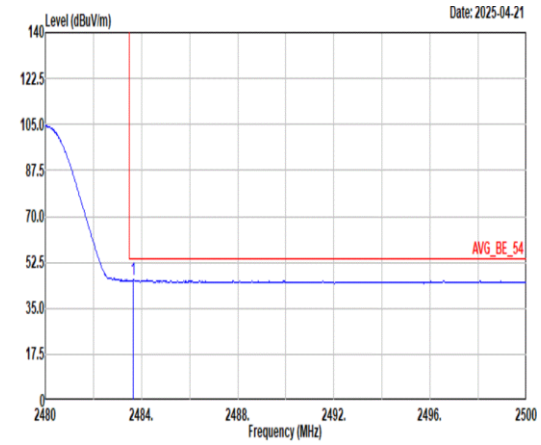 Site : 03CH12-HY Condition: AVG_BE_54 3m 9120D-02114-240711 HORIZONTAL : RBW:1000.000kHz VBW:2.700kHz SWT:Auto Freq Level Limit Line Margin Read Level Ant Factor Cable Loss Preamp Factor Aux Factor APos TPos Remark MHz dBuV/m dBuV/m dB dBuV dB/m dB dB dB cm deg 1 2483.64 45.77 54.00 -8.23 35.10 27.94 6.90 34.20 10.03 100 210 AVERAGE	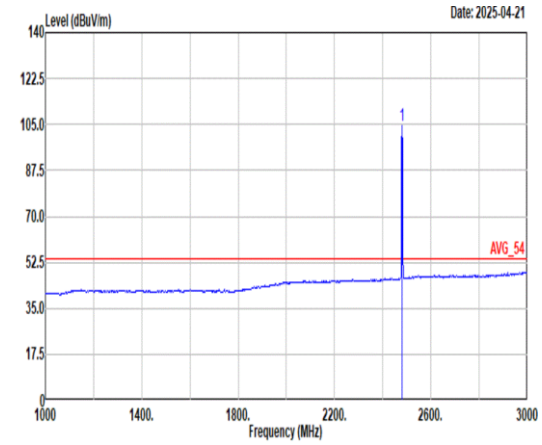 Site : 03CH12-HY Condition: AVG_54 3m 9120D-02114-240711 HORIZONTAL : RBW:1000.000kHz VBW:2.700kHz SWT:Auto Freq Level Limit Line Margin Read Level Ant Factor Cable Loss Preamp Factor Aux Factor APos TPos Remark MHz dBuV/m dBuV/m dB dBuV dB/m dB dB dB cm deg 1 2480.00 104.70 ------ ------ 94.07 27.90 6.90 34.20 10.03 100 210 AVERAGE

Mode	10	
	Band Edge	
	2400-2483.5_ULL 2.4GHz_GFSK _CH39_2480MHz	
ANT	1	
Pol.	Vertical	Fundamental
Peak	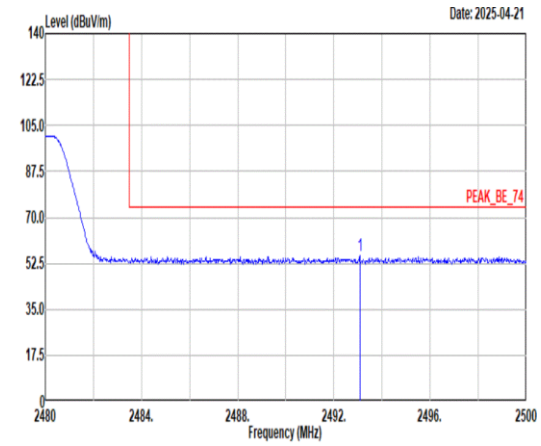 Site : 03CH12-HY Condition: PEAK_BE_74 3m 9120D-02114-240711 VERTICAL : RBW:1000.000kHz VBW:3000.000kHz SWT:Auto Freq Level Limit Line Margin Read Level Ant Factor Cable Loss Preamp Factor Aux Factor APos TPos Remark MHz dBuV/m dBuV/m dB dBuV dB/m dB dB dB cm deg 1 2493.08 55.67 74.00 -18.33 44.91 28.03 6.91 34.21 10.03 390 34 PEAK	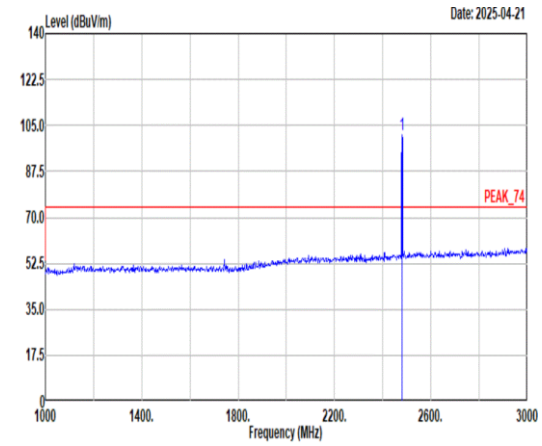 Site : 03CH12-HY Condition: PEAK_74 3m 9120D-02114-240711 VERTICAL : RBW:1000.000kHz VBW:3000.000kHz SWT:Auto Freq Level Limit Line Margin Read Level Ant Factor Cable Loss Preamp Factor Aux Factor APos TPos Remark MHz dBuV/m dBuV/m dB dBuV dB/m dB dB dB cm deg 1 2480.00 101.44 ------ ------ 90.81 27.90 6.90 34.20 10.03 390 34 PEAK
Avg	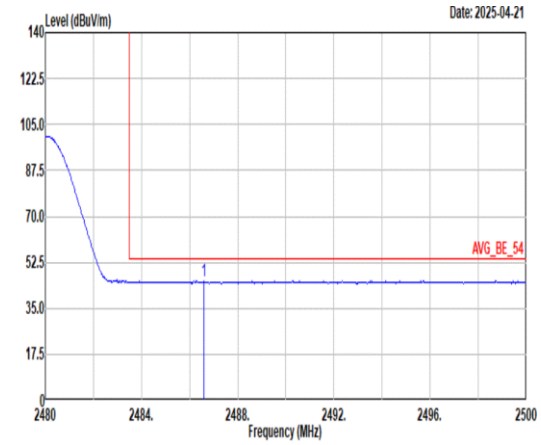 Site : 03CH12-HY Condition: AVG_BE_54 3m 9120D-02114-240711 VERTICAL : RBW:1000.000kHz VBW:2.700kHz SWT:Auto Freq Level Limit Line Margin Read Level Ant Factor Cable Loss Preamp Factor Aux Factor APos TPos Remark MHz dBuV/m dBuV/m dB dBuV dB/m dB dB dB cm deg 1 2486.60 45.39 54.00 -8.61 34.68 27.97 6.91 34.20 10.03 390 34 AVERAGE	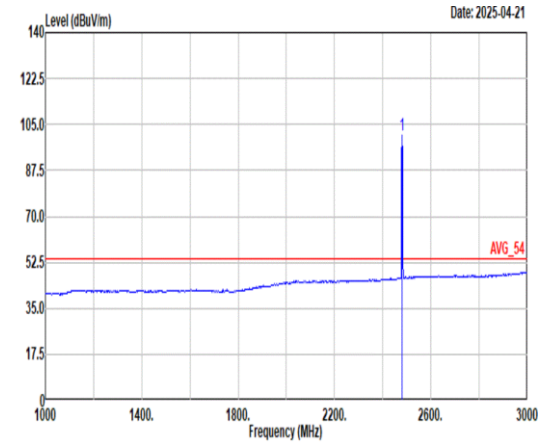 Site : 03CH12-HY Condition: AVG_54 3m 9120D-02114-240711 VERTICAL : RBW:1000.000kHz VBW:2.700kHz SWT:Auto Freq Level Limit Line Margin Read Level Ant Factor Cable Loss Preamp Factor Aux Factor APos TPos Remark MHz dBuV/m dBuV/m dB dBuV dB/m dB dB dB cm deg 1 2480.00 100.94 ------ ------ 90.31 27.90 6.90 34.20 10.03 390 34 AVERAGE

Mode	10	
	Harmonic	
	2400-2483.5_ULL 2.4GHz_GFSK _CH39_2480MHz	
ANT	1	
Pol.	Horizontal	Vertical
Peak Avg	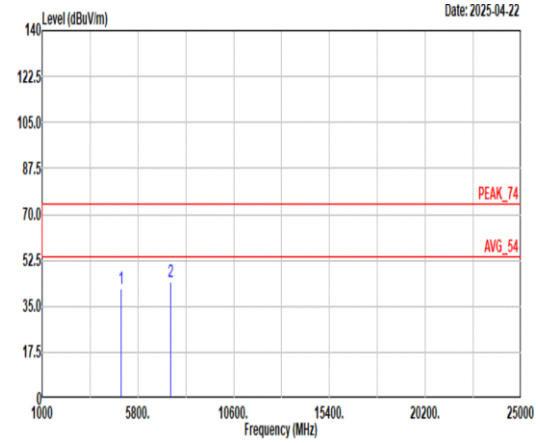 Site : 03CH12-HY Condition: PEAK_74 3m 9120D-02114-240711 HORIZONTAL Freq Level Limit Line Margin Read Level Ant Factor Cable Loss Preamp Factor Aux Factor APos TPos Remark MHz dBuV/m dBuV/m dB dBuV dB/m dB dB dB cm deg 1 4960.00 41.86 74.00 -32.14 64.70 33.32 10.63 67.38 0.59 -- -- PEAK 2 7440.00 44.25 74.00 -29.75 60.77 36.68 13.25 66.66 0.21 -- -- PEAK	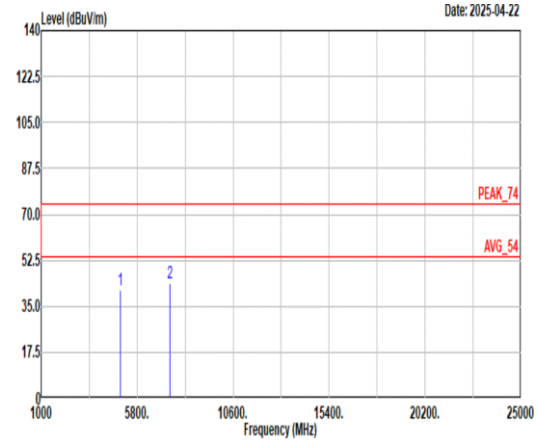 Site : 03CH12-HY Condition: PEAK_74 3m 9120D-02114-240711 VERTICAL Freq Level Limit Line Margin Read Level Ant Factor Cable Loss Preamp Factor Aux Factor APos TPos Remark MHz dBuV/m dBuV/m dB dBuV dB/m dB dB dB cm deg 1 4960.00 41.25 74.00 -32.75 64.09 33.32 10.63 67.38 0.59 -- -- PEAK 2 7440.00 43.91 74.00 -30.09 60.43 36.68 13.25 66.66 0.21 -- -- PEAK

Mode	11	
	Band Edge	
	2400-2483.5_ULL 2.4GHz_GFSK _CH01_2404MHz	
ANT	1	
Pol.	Horizontal	Fundamental
Peak	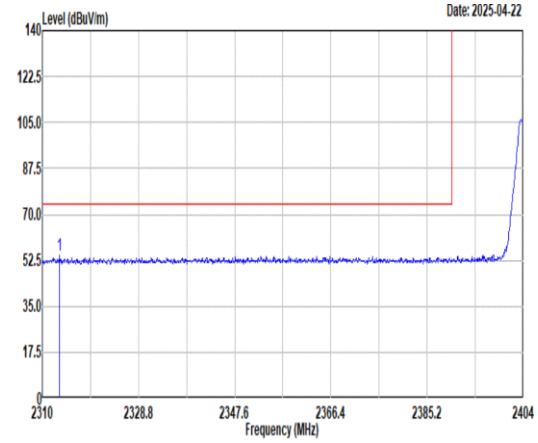 Site : 03CH12-HY Condition: PEAK_BE_74 3m 9120D-02114-240711 HORIZONTAL : RBW:1000.000kHz VBW:3000.000kHz SWT:Auto Freq Level Limit Line Margin Read Level Ant Factor Cable Loss Preamp Factor Aux Factor APos TPos Remark MHz dBuV/m dBuV/m dB dBuV dB/m dB dB dB cm deg 1 2313.38 54.24 74.00 -19.76 44.36 27.30 6.65 34.10 10.03 159 345 PEAK	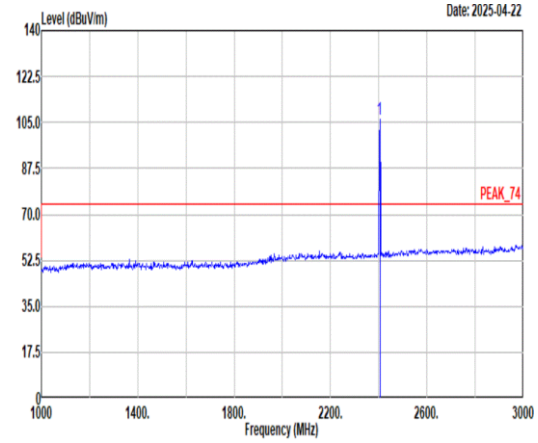 Site : 03CH12-HY Condition: PEAK_74 3m 9120D-02114-240711 HORIZONTAL : RBW:1000.000kHz VBW:3000.000kHz SWT:Auto Freq Level Limit Line Margin Read Level Ant Factor Cable Loss Preamp Factor Aux Factor APos TPos Remark MHz dBuV/m dBuV/m dB dBuV dB/m dB dB dB cm deg 1 2404.00 106.24 ------ ------ 95.97 27.60 6.79 34.15 10.03 159 345 PEAK
Avg	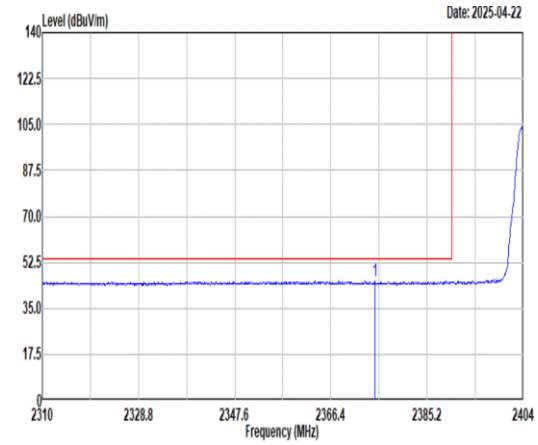 Site : 03CH12-HY Condition: AVG_BE_54 3m 9120D-02114-240711 HORIZONTAL : RBW:1000.000kHz VBW:5.600kHz SWT:Auto Freq Level Limit Line Margin Read Level Ant Factor Cable Loss Preamp Factor Aux Factor APos TPos Remark MHz dBuV/m dBuV/m dB dBuV dB/m dB dB dB cm deg 1 2374.95 45.40 54.00 -8.60 35.42 27.35 6.74 34.14 10.03 159 345 AVERAGE	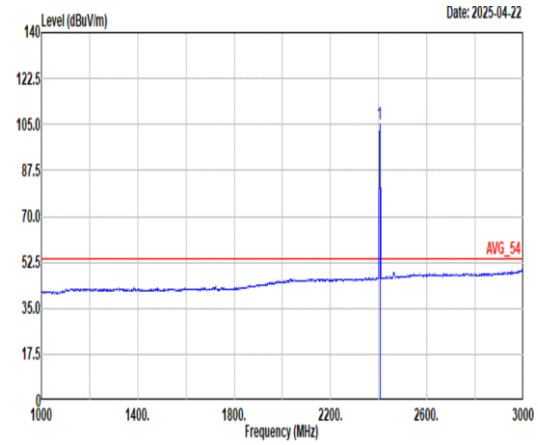 Site : 03CH12-HY Condition: AVG_54 3m 9120D-02114-240711 HORIZONTAL : RBW:1000.000kHz VBW:5.600kHz SWT:Auto Freq Level Limit Line Margin Read Level Ant Factor Cable Loss Preamp Factor Aux Factor APos TPos Remark MHz dBuV/m dBuV/m dB dBuV dB/m dB dB dB cm deg 1 2404.00 105.00 ------ ------ 94.73 27.60 6.79 34.15 10.03 159 345 AVERAGE

Mode	11	
	Band Edge	
	2400-2483.5_ULL 2.4GHz_GFSK _CH01_2404MHz	
ANT	1	
Pol.	Vertical	Fundamental
Peak	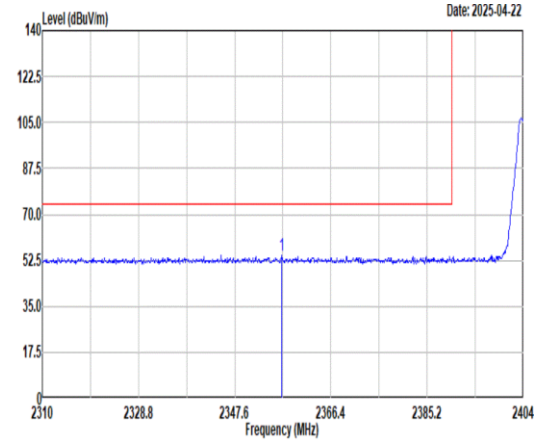 Site : 03CH12-HY Condition: PEAK_BE_74 3m 9120D-02114-240711 VERTICAL : RBW:1000.000kHz VBW:3000.000kHz SWT:Auto Freq Level Limit Line Margin Read Level Ant Factor Cable Loss Preamp Factor Aux Factor APos TPos Remark MHz dBuV/m dBuV/m dB dBuV dB/m dB dB dB cm deg 1 2356.81 54.37 74.00 -19.63 44.38 27.37 6.72 34.13 10.03 180 143 PEAK	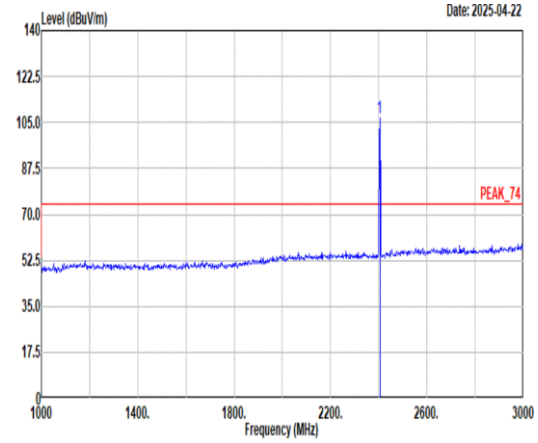 Site : 03CH12-HY Condition: PEAK_74 3m 9120D-02114-240711 VERTICAL : RBW:1000.000kHz VBW:3000.000kHz SWT:Auto Freq Level Limit Line Margin Read Level Ant Factor Cable Loss Preamp Factor Aux Factor APos TPos Remark MHz dBuV/m dBuV/m dB dBuV dB/m dB dB dB cm deg 1 2404.00 106.75 ------ ------ 96.48 27.60 6.79 34.15 10.03 180 143 PEAK
Avg	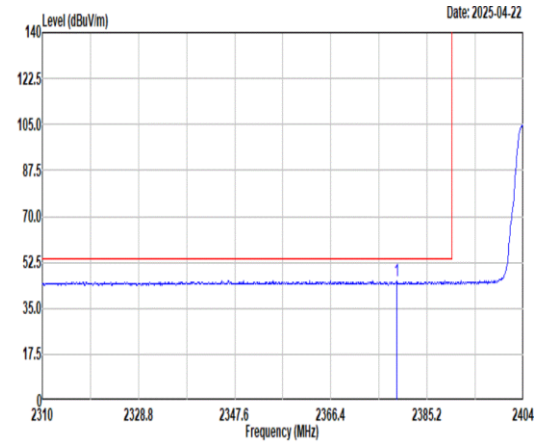 Site : 03CH12-HY Condition: AVG_BE_54 3m 9120D-02114-240711 VERTICAL : RBW:1000.000kHz VBW:5.600kHz SWT:Auto Freq Level Limit Line Margin Read Level Ant Factor Cable Loss Preamp Factor Aux Factor APos TPos Remark MHz dBuV/m dBuV/m dB dBuV dB/m dB dB dB cm deg 1 2379.18 45.32 54.00 -8.68 35.37 27.31 6.75 34.14 10.03 180 143 AVERAGE	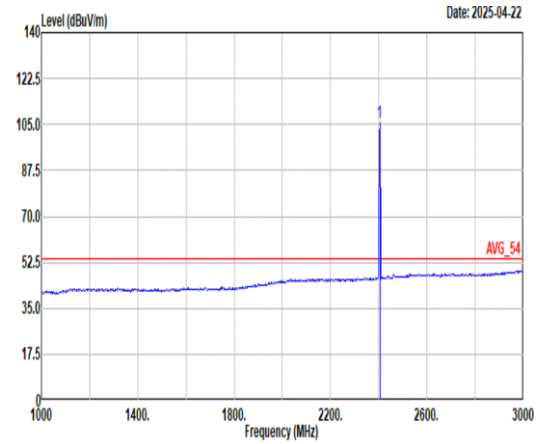 Site : 03CH12-HY Condition: AVG_54 3m 9120D-02114-240711 VERTICAL : RBW:1000.000kHz VBW:5.600kHz SWT:Auto Freq Level Limit Line Margin Read Level Ant Factor Cable Loss Preamp Factor Aux Factor APos TPos Remark MHz dBuV/m dBuV/m dB dBuV dB/m dB dB dB cm deg 1 2404.00 105.51 ------ ------ 95.24 27.60 6.79 34.15 10.03 180 143 AVERAGE

Mode	11	
	Harmonic	
	2400-2483.5_ULL 2.4GHz_GFSK _CH01_2404MHz	
ANT	1	
Pol.	Horizontal	Vertical
Peak Avg	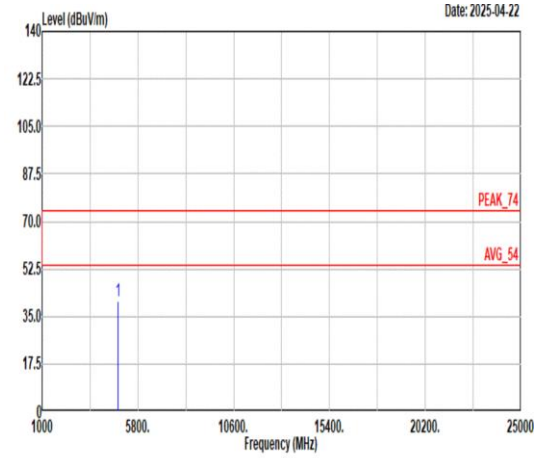 Site : 03CH12-HY Condition: PEAK_74 3m 9120D-02114-240711 HORIZONTAL Freq Level Limit Line Margin Read Level Ant Factor Cable Loss Preamp Factor Aux Factor APos TPos Remark MHz dBuV/m dBuV/m dB dBuV dB/m dB dB dB cm deg 1 4808.00 40.52 74.00 -33.48 64.67 32.55 10.29 67.44 0.45 -- -- PEAK	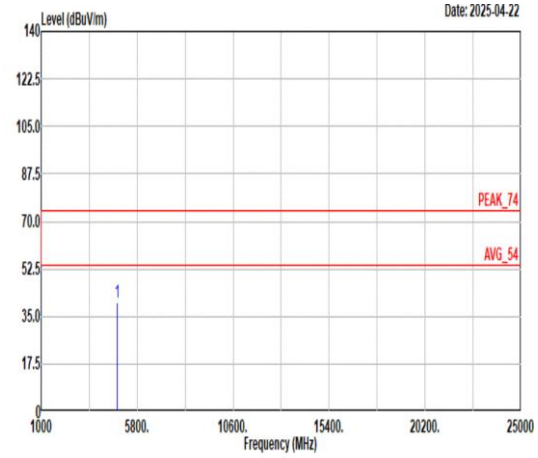 Site : 03CH12-HY Condition: PEAK_74 3m 9120D-02114-240711 VERTICAL Freq Level Limit Line Margin Read Level Ant Factor Cable Loss Preamp Factor Aux Factor APos TPos Remark MHz dBuV/m dBuV/m dB dBuV dB/m dB dB dB cm deg 1 4808.00 40.11 74.00 -33.89 64.26 32.55 10.29 67.44 0.45 -- -- PEAK

Mode	12	
	Band Edge - L	
	2400-2483.5_ULL 2.4GHz_GFSK _CH19_2440MHz	
ANT	1	
Pol.	Horizontal	Fundamental
Peak	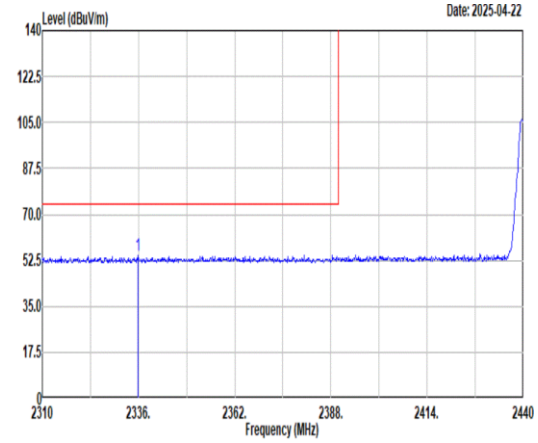 Site : 03CH12-HY Condition: PEAK_BE_74 3m 9120D-02114-240711 HORIZONTAL : RBW:1000.000kHz VBW:3000.000kHz SWT:Auto Freq Level Limit Line Margin Read Level Ant Factor Cable Loss Preamp Factor Aux Factor APos TPos Remark MHz dBuV/m dBuV/m dB dBuV dB/m dB dB dB cm deg 1 2335.74 54.29 74.00 -19.71 44.42 27.26 6.69 34.11 10.03 136 334 PEAK	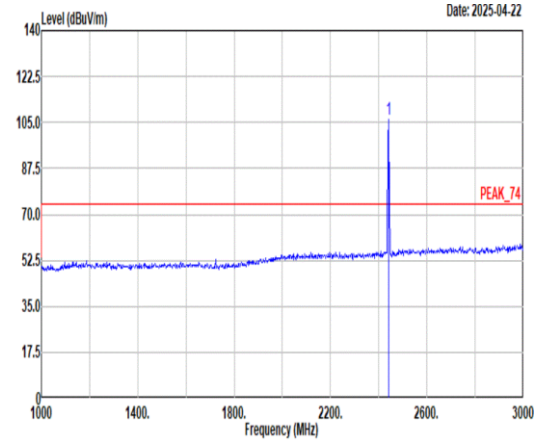 Site : 03CH12-HY Condition: PEAK_74 3m 9120D-02114-240711 HORIZONTAL : RBW:1000.000kHz VBW:3000.000kHz SWT:Auto Freq Level Limit Line Margin Read Level Ant Factor Cable Loss Preamp Factor Aux Factor APos TPos Remark MHz dBuV/m dBuV/m dB dBuV dB/m dB dB dB cm deg 1 2440.00 106.36 ------ ------ 95.97 27.70 6.84 34.18 10.03 136 334 PEAK
Avg	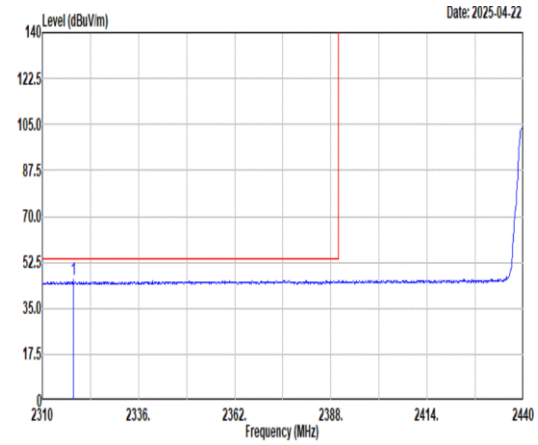 Site : 03CH12-HY Condition: AVG_BE_54 3m 9120D-02114-240711 HORIZONTAL : RBW:1000.000kHz VBW:5.600kHz SWT:Auto Freq Level Limit Line Margin Read Level Ant Factor Cable Loss Preamp Factor Aux Factor APos TPos Remark MHz dBuV/m dBuV/m dB dBuV dB/m dB dB dB cm deg 1 2318.32 45.95 54.00 -8.05 36.06 27.30 6.66 34.10 10.03 136 334 AVERAGE	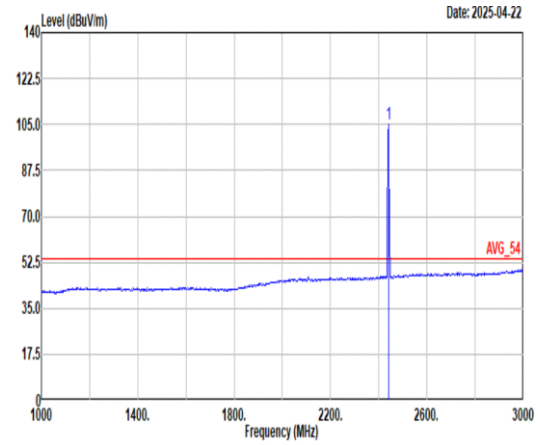 Site : 03CH12-HY Condition: AVG_54 3m 9120D-02114-240711 HORIZONTAL : RBW:1000.000kHz VBW:5.600kHz SWT:Auto Freq Level Limit Line Margin Read Level Ant Factor Cable Loss Preamp Factor Aux Factor APos TPos Remark MHz dBuV/m dBuV/m dB dBuV dB/m dB dB dB cm deg 1 2440.00 105.08 ------ ------ 94.69 27.70 6.84 34.18 10.03 136 334 AVERAGE

Mode	12	
	Band Edge - R	
	2400-2483.5_ULL 2.4GHz_GFSK _CH19_2440MHz	
ANT	1	
Pol.	Horizontal	Fundamental
Peak	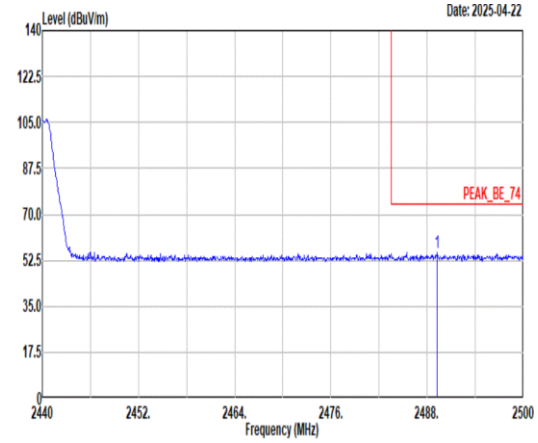 Site : 03CH12-HY Condition: PEAK_BE_74 3m 9120D-02114-240711 HORIZONTAL : RBW:1000.000kHz VBW:3000.000kHz SWT:Auto Freq Level Limit Line Margin Read Level Ant Factor Cable Loss Preamp Factor Aux Factor APos TPos Remark MHz dBuV/m dBuV/m dB dBuV dB/m dB dB dB cm deg 1 2489.26 55.60 74.00 -18.40 44.87 27.99 6.91 34.20 10.03 136 334 PEAK	Blank
Avg	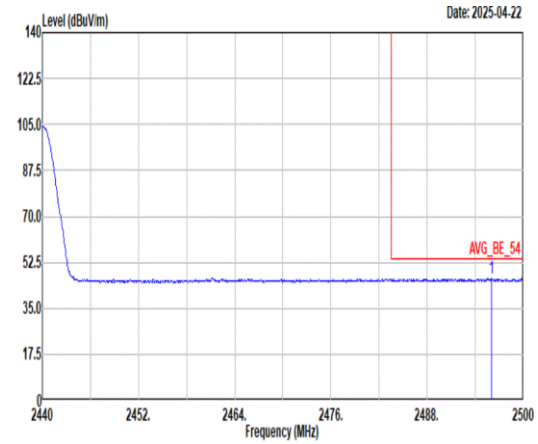 Site : 03CH12-HY Condition: AVG_BE_54 3m 9120D-02114-240711 HORIZONTAL : RBW:1000.000kHz VBW:5.600kHz SWT:Auto Freq Level Limit Line Margin Read Level Ant Factor Cable Loss Preamp Factor Aux Factor APos TPos Remark MHz dBuV/m dBuV/m dB dBuV dB/m dB dB dB cm deg 1 2496.04 46.36 54.00 -7.64 35.56 28.06 6.92 34.21 10.03 136 334 AVERAGE	Blank

Mode	12	
	Band Edge - L	
	2400-2483.5_ULL 2.4GHz_GFSK _CH19_2440MHz	
ANT	1	
Pol.	Vertical	Fundamental
Peak	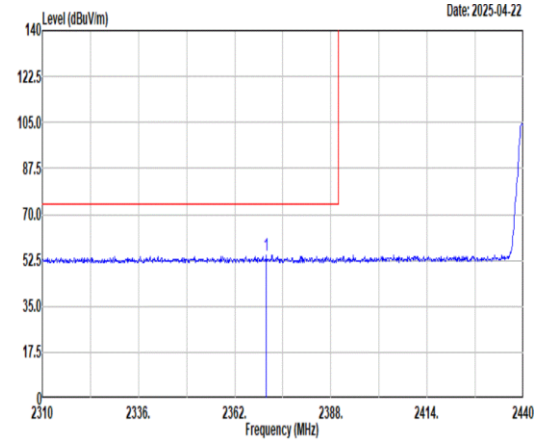 Site : 03CH12-HY Condition: PEAK_BE_74 3m 9120D-02114-240711 VERTICAL : RBW:1000.000kHz VBW:3000.000kHz SWT:Auto Freq Level Limit Line Margin Read Level Ant Factor Cable Loss Preamp Factor Aux Factor APos TPos Remark MHz dBuV/m dBuV/m dB dBuV dB/m dB dB dB cm deg 1 2370.58 54.25 74.00 -19.75 44.22 27.39 6.74 34.13 10.03 259 154 PEAK	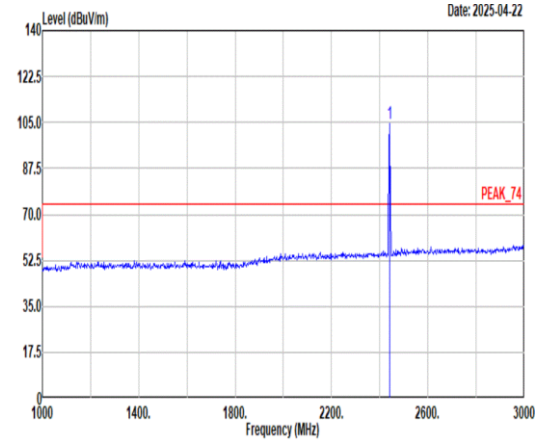 Site : 03CH12-HY Condition: PEAK_74 3m 9120D-02114-240711 VERTICAL : RBW:1000.000kHz VBW:3000.000kHz SWT:Auto Freq Level Limit Line Margin Read Level Ant Factor Cable Loss Preamp Factor Aux Factor APos TPos Remark MHz dBuV/m dBuV/m dB dBuV dB/m dB dB dB cm deg 1 2440.00 104.72 ------ ------ 94.33 27.70 6.84 34.18 10.03 259 154 PEAK
Avg	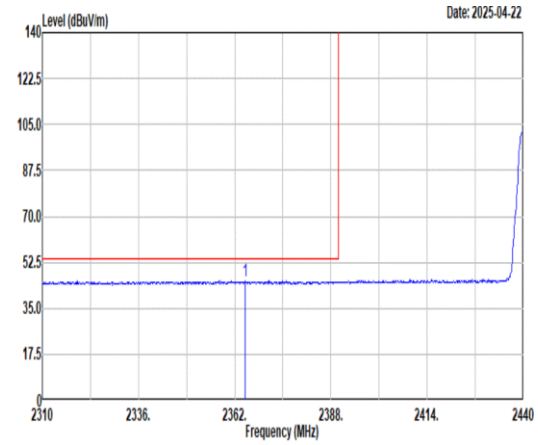 Site : 03CH12-HY Condition: AVG_BE_54 3m 9120D-02114-240711 VERTICAL : RBW:1000.000kHz VBW:5.600kHz SWT:Auto Freq Level Limit Line Margin Read Level Ant Factor Cable Loss Preamp Factor Aux Factor APos TPos Remark MHz dBuV/m dBuV/m dB dBuV dB/m dB dB dB cm deg 1 2364.73 45.33 54.00 -8.67 35.30 27.40 6.73 34.13 10.03 259 154 AVERAGE	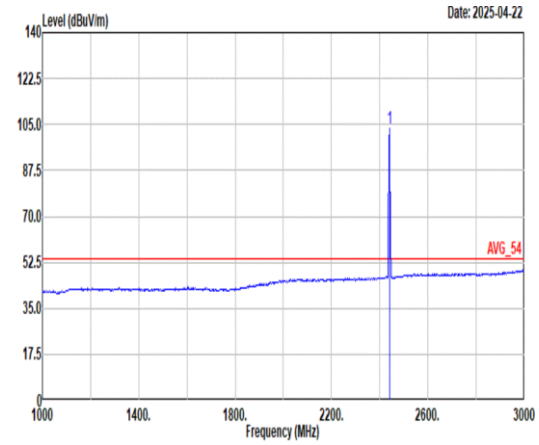 Site : 03CH12-HY Condition: AVG_54 3m 9120D-02114-240711 VERTICAL : RBW:1000.000kHz VBW:5.600kHz SWT:Auto Freq Level Limit Line Margin Read Level Ant Factor Cable Loss Preamp Factor Aux Factor APos TPos Remark MHz dBuV/m dBuV/m dB dBuV dB/m dB dB dB cm deg 1 2440.00 103.43 ------ ------ 93.04 27.70 6.84 34.18 10.03 259 154 AVERAGE

Mode	12	
	Band Edge - R	
	2400-2483.5_ULL 2.4GHz_GFSK _CH19_2440MHz	
ANT	1	
Pol.	Vertical	Fundamental
Peak	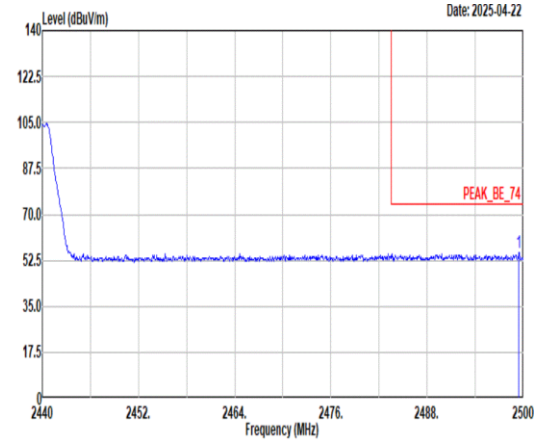 Site : 03CH12-HY Condition: PEAK_BE_74 3m 9120D-02114-240711 VERTICAL : RBW:1000.000kHz VBW:3000.000kHz SWT:Auto Freq Level Limit Line Margin Read Level Ant Factor Cable Loss Preamp Factor Aux Factor APos TPos Remark MHz dBuV/m dBuV/m dB dBuV dB/m dB dB dB cm deg 1 2499.46 55.54 74.00 -18.46 44.71 28.09 6.92 34.21 10.03 259 154 PEAK	Blank
Avg	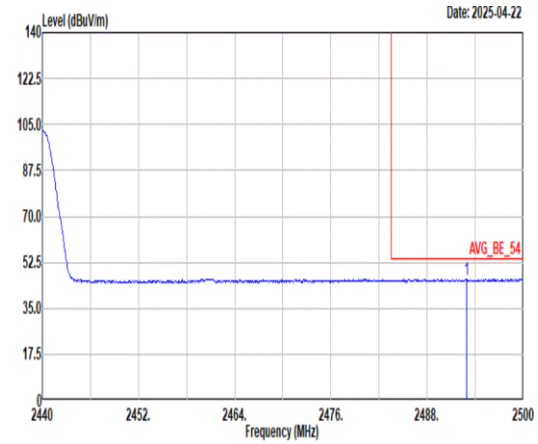 Site : 03CH12-HY Condition: AVG_BE_54 3m 9120D-02114-240711 VERTICAL : RBW:1000.000kHz VBW:5.600kHz SWT:Auto Freq Level Limit Line Margin Read Level Ant Factor Cable Loss Preamp Factor Aux Factor APos TPos Remark MHz dBuV/m dBuV/m dB dBuV dB/m dB dB dB cm deg 1 2492.92 46.18 54.00 -7.82 35.42 28.03 6.91 34.21 10.03 259 154 AVERAGE	Blank

Mode	12	
	Harmonic	
	2400-2483.5_ULL 2.4GHz_GFSK _CH19_2440MHz	
ANT	1	
Pol.	Horizontal	Vertical
Peak Avg	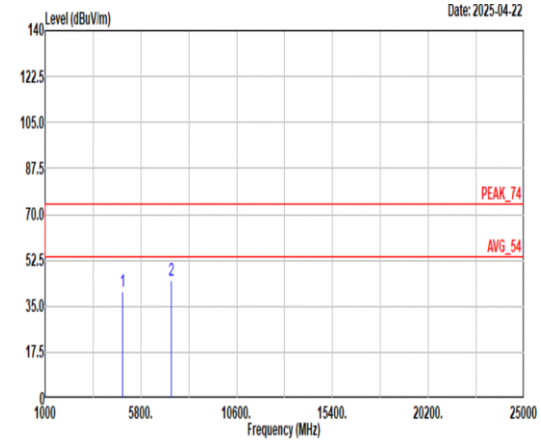 Site : 03CH12-HY Condition: PEAK_74 3m 9120D-02114-240711 HORIZONTAL Freq Level Limit Line Margin Read Level Ant Factor Cable Loss Preamp Factor Aux Factor APos TPos Remark MHz dBuV/m dBuV/m dB dBuV dB/m dB dB dB cm deg 1 4880.00 40.54 74.00 -33.46 64.12 32.86 10.45 67.41 0.52 -- -- PEAK 2 7320.00 44.81 74.00 -29.19 60.99 37.08 13.15 66.61 0.20 -- -- PEAK	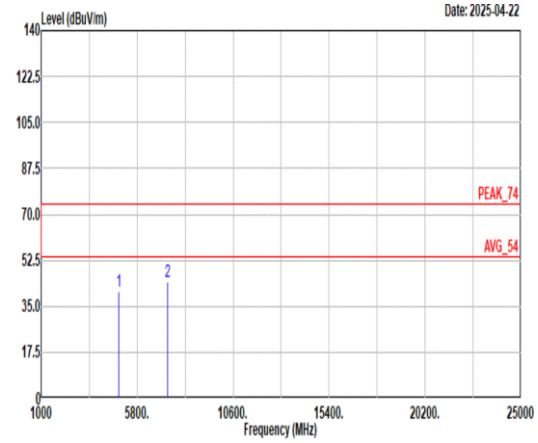 Site : 03CH12-HY Condition: PEAK_74 3m 9120D-02114-240711 VERTICAL Freq Level Limit Line Margin Read Level Ant Factor Cable Loss Preamp Factor Aux Factor APos TPos Remark MHz dBuV/m dBuV/m dB dBuV dB/m dB dB dB cm deg 1 4880.00 40.86 74.00 -33.14 64.44 32.86 10.45 67.41 0.52 -- -- PEAK 2 7320.00 44.63 74.00 -29.37 60.81 37.08 13.15 66.61 0.20 -- -- PEAK

Mode	13	
	Band Edge	
	2400-2483.5_ULL 2.4GHz_GFSK _CH38_2478MHz	
ANT	1	
Pol.	Horizontal	Fundamental
Peak	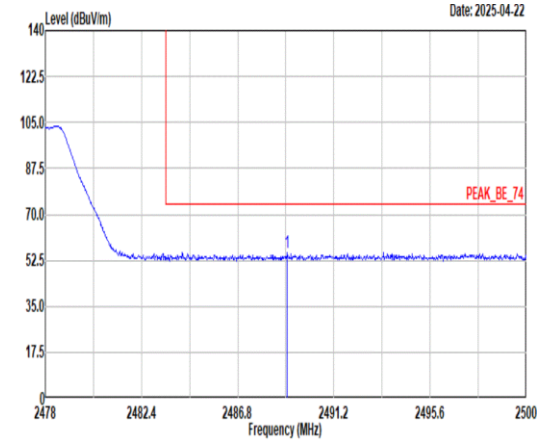 Site : 03CH12-HY Condition: PEAK_BE_74 3m 9120D-02114-240711 HORIZONTAL : RBW:1000.000kHz VBW:3000.000kHz SWT:Auto Freq Level Limit Line Margin Read Level Ant Factor Cable Loss Preamp Factor Aux Factor APos TPos Remark MHz dBuV/m dBuV/m dB dBuV dB/m dB dB dB cm deg 1 2489.07 55.71 74.00 -18.29 44.98 27.99 6.91 34.20 10.03 105 47 PEAK	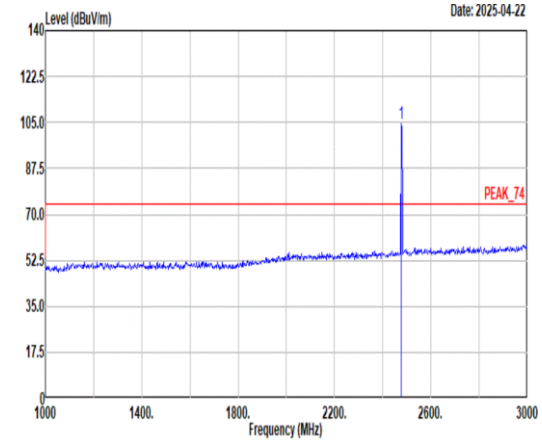 Site : 03CH12-HY Condition: PEAK_74 3m 9120D-02114-240711 HORIZONTAL : RBW:1000.000kHz VBW:3000.000kHz SWT:Auto Freq Level Limit Line Margin Read Level Ant Factor Cable Loss Preamp Factor Aux Factor APos TPos Remark MHz dBuV/m dBuV/m dB dBuV dB/m dB dB dB cm deg 1 2478.00 104.44 ------ ------ 93.84 27.88 6.89 34.20 10.03 105 47 PEAK
Avg	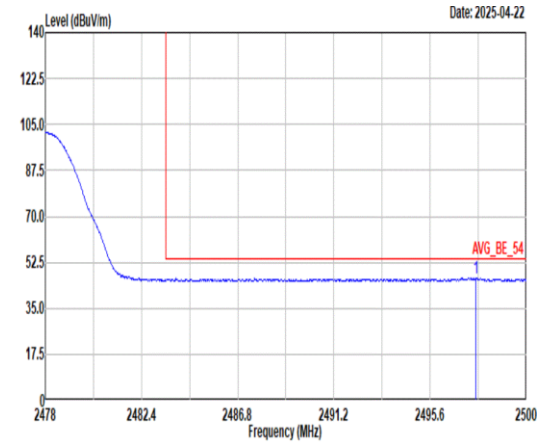 Site : 03CH12-HY Condition: AVG_BE_54 3m 9120D-02114-240711 HORIZONTAL : RBW:1000.000kHz VBW:5.600kHz SWT:Auto Freq Level Limit Line Margin Read Level Ant Factor Cable Loss Preamp Factor Aux Factor APos TPos Remark MHz dBuV/m dBuV/m dB dBuV dB/m dB dB dB cm deg 1 2497.69 46.60 54.00 -7.40 35.78 28.08 6.92 34.21 10.03 105 47 AVERAGE	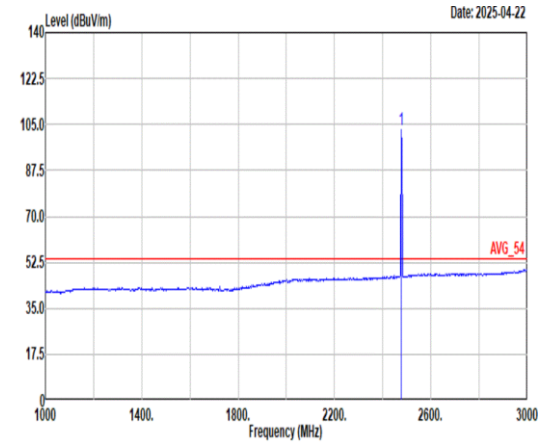 Site : 03CH12-HY Condition: AVG_54 3m 9120D-02114-240711 HORIZONTAL : RBW:1000.000kHz VBW:5.600kHz SWT:Auto Freq Level Limit Line Margin Read Level Ant Factor Cable Loss Preamp Factor Aux Factor APos TPos Remark MHz dBuV/m dBuV/m dB dBuV dB/m dB dB dB cm deg 1 2478.00 103.22 ------ ------ 92.62 27.88 6.89 34.20 10.03 105 47 AVERAGE