Mode	13	
	Band Edge	
	2400-2483.5_ULL 2.4GHz_GFSK _CH38_2478MHz	
ANT	1	
Pol.	Vertical	Fundamental
Peak	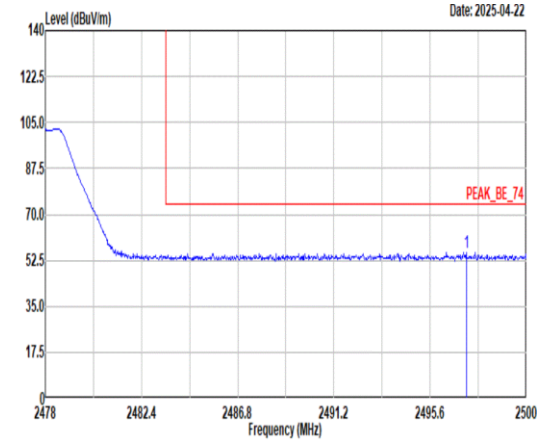 Site : 03CH12-HY Condition: PEAK_BE_74 3m 9120D-02114-240711 VERTICAL : RBW:1000.000kHz VBW:3000.000kHz SWT:Auto Freq Level Limit Line Margin Read Level Ant Factor Cable Loss Preamp Factor Aux Factor APos TPos Remark MHz dBuV/m dBuV/m dB dBuV dB/m dB dB dB cm deg 1 2497.25 55.67 74.00 -18.33 44.86 28.07 6.92 34.21 10.03 370 125 PEAK	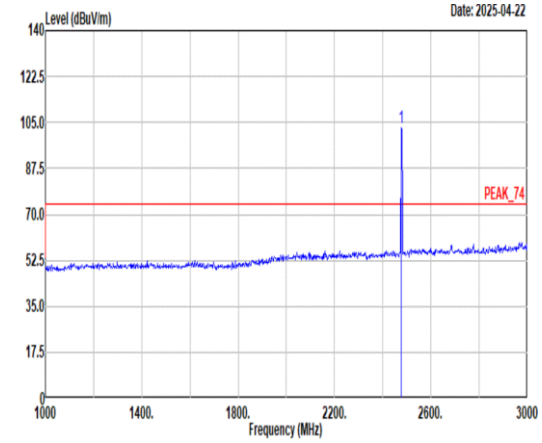 Site : 03CH12-HY Condition: PEAK_74 3m 9120D-02114-240711 VERTICAL : RBW:1000.000kHz VBW:3000.000kHz SWT:Auto Freq Level Limit Line Margin Read Level Ant Factor Cable Loss Preamp Factor Aux Factor APos TPos Remark MHz dBuV/m dBuV/m dB dBuV dB/m dB dB dB cm deg 1 2478.00 102.95 ------ ------ 92.35 27.88 6.89 34.20 10.03 370 125 PEAK
Avg	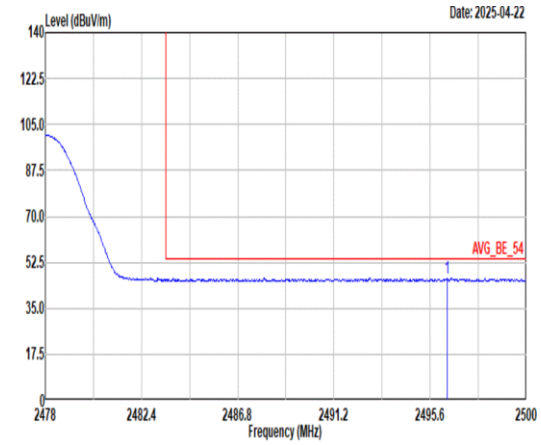 Site : 03CH12-HY Condition: AVG_BE_54 3m 9120D-02114-240711 VERTICAL : RBW:1000.000kHz VBW:5.600kHz SWT:Auto Freq Level Limit Line Margin Read Level Ant Factor Cable Loss Preamp Factor Aux Factor APos TPos Remark MHz dBuV/m dBuV/m dB dBuV dB/m dB dB dB cm deg 1 2496.37 46.44 54.00 -7.56 35.64 28.06 6.92 34.21 10.03 370 125 AVERAGE	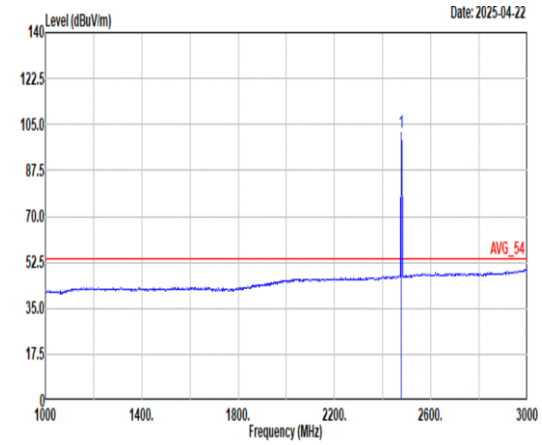 Site : 03CH12-HY Condition: AVG_54 3m 9120D-02114-240711 VERTICAL : RBW:1000.000kHz VBW:5.600kHz SWT:Auto Freq Level Limit Line Margin Read Level Ant Factor Cable Loss Preamp Factor Aux Factor APos TPos Remark MHz dBuV/m dBuV/m dB dBuV dB/m dB dB dB cm deg 1 2478.00 101.72 ------ ------ 91.12 27.88 6.89 34.20 10.03 370 125 AVERAGE

Mode	13	
	Harmonic	
	2400-2483.5_ULL 2.4GHz_GFSK _CH38_2478MHz	
ANT	1	
Pol.	Horizontal	Vertical
Peak Avg	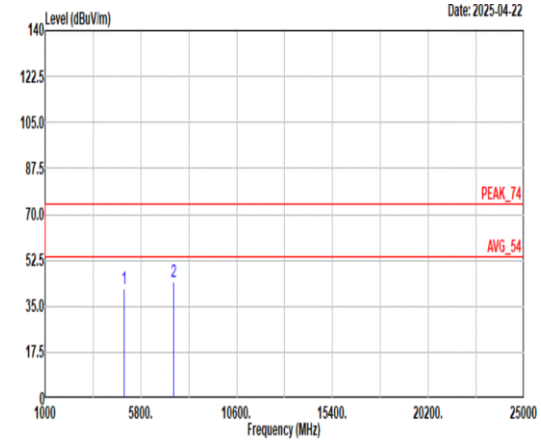 Site : 03CH12-HY Condition: PEAK_74 3m 9120D-02114-240711 HORIZONTAL Freq Level Limit Line Margin Read Level Ant Factor Cable Loss Preamp Factor Aux Factor APos TPos Remark MHz dBuV/m dBuV/m dB dBuV dB/m dB dB dB cm deg 1 4956.00 41.62 74.00 -32.38 64.48 33.31 10.62 67.38 0.59 -- -- PEAK 2 7434.00 44.47 74.00 -29.53 61.01 36.67 13.24 66.66 0.21 -- -- PEAK	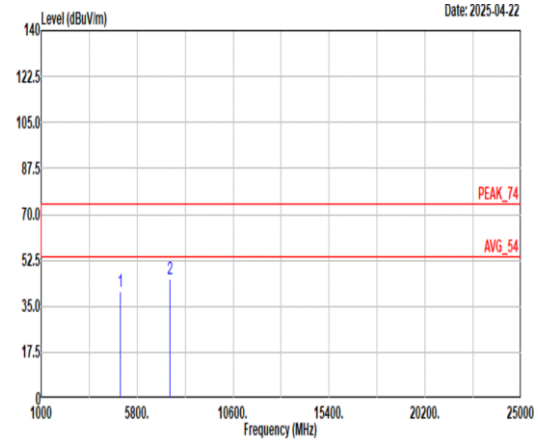 Site : 03CH12-HY Condition: PEAK_74 3m 9120D-02114-240711 VERTICAL Freq Level Limit Line Margin Read Level Ant Factor Cable Loss Preamp Factor Aux Factor APos TPos Remark MHz dBuV/m dBuV/m dB dBuV dB/m dB dB dB cm deg 1 4956.00 40.73 74.00 -33.27 63.59 33.31 10.62 67.38 0.59 -- -- PEAK 2 7434.00 45.48 74.00 -28.52 62.02 36.67 13.24 66.66 0.21 -- -- PEAK

Mode	14	
	LF	
	2400-2483.5_ULL 2.4GHz_GFSK _CH38_2478MHz	
ANT	1	
Pol.	Horizontal	Vertical
QP/ Peak	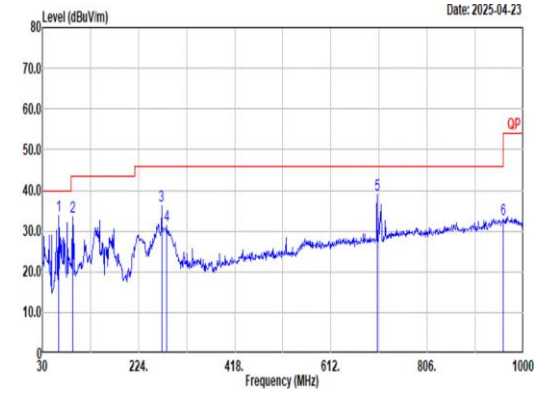 Site : 03CH12-HY Condition: QP 3m Bilog_37059_20241127 HORIZONTAL Freq Level Limit Margin Read Level Ant Factor Cable Loss Preamp Factor Aux Factor APos TPos Remark 1 62.98 33.70 40.00 -6.30 50.12 12.19 1.12 29.79 0.06 -- -- Peak 2 91.11 33.46 43.50 -10.04 46.68 15.14 1.33 29.78 0.09 -- -- Peak 3 270.56 36.28 46.00 -9.72 44.32 19.04 2.28 29.51 0.15 -- -- Peak 4 281.23 31.27 46.00 -14.73 39.31 18.98 2.33 29.50 0.15 -- -- Peak 5 705.12 39.07 46.00 -6.93 36.99 26.84 3.71 28.77 0.30 -- -- Peak 6 959.26 33.05 46.00 -12.95 25.37 31.25 4.28 28.30 0.45 -- -- Peak	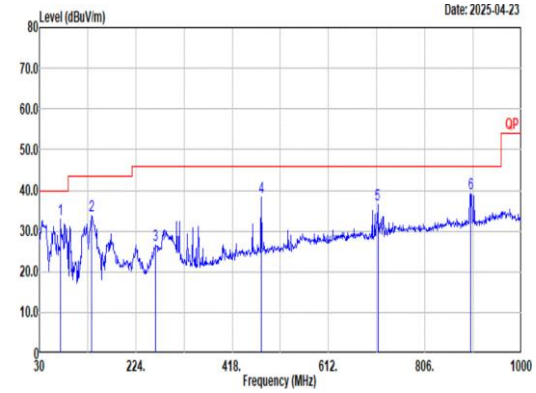 Site : 03CH12-HY Condition: QP 3m Bilog_37059_20241127 VERTICAL Freq Level Limit Margin Read Level Ant Factor Cable Loss Preamp Factor Aux Factor APos TPos Remark 1 72.68 32.82 40.00 -7.18 48.48 12.85 1.19 29.77 0.07 -- -- Peak 2 134.76 33.92 43.50 -9.58 44.19 17.75 1.62 29.73 0.09 -- -- Peak 3 263.77 26.46 46.00 -19.54 33.45 20.14 2.24 29.52 0.15 -- -- Peak 4 477.17 38.42 46.00 -7.58 40.60 23.71 3.05 29.12 0.18 -- -- Peak 5 710.94 36.55 46.00 -9.45 34.30 26.99 3.72 28.77 0.31 -- -- Peak 6 898.15 39.20 46.00 -6.80 33.85 29.20 4.16 28.43 0.42 -- -- Peak

<Sample 3>

Mode	15	
	Band Edge	
	2400-2483.5_ULL 2.4GHz_GFSK _CH38_2478MHz	
ANT	1	
Pol.	Horizontal	Fundamental
Peak	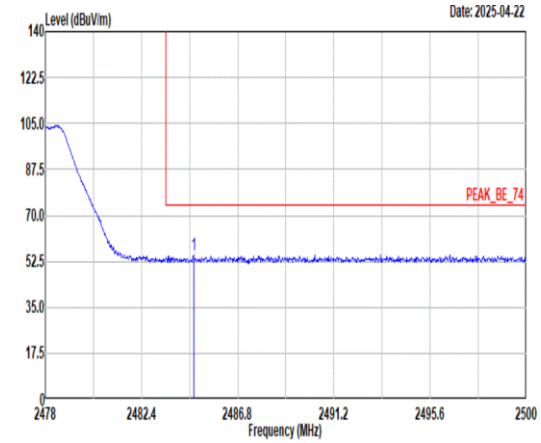 Site : 03CH12-HY Condition: PEAK_BE_74 3m 9120D-02114-240711 HORIZONTAL : RBW:1000.000kHz VBW:3000.000kHz SWT:Auto Freq Level Limit Line Margin Read Level Ant Factor Cable Loss Preamp Factor Aux Factor APos TPos Remark MHz dBuV/m dBuV/m dB dBuV dB/m dB dB dB cm deg 1 2484.78 54.99 74.00 -19.01 44.31 27.95 6.90 34.20 10.03 101 168 PEAK	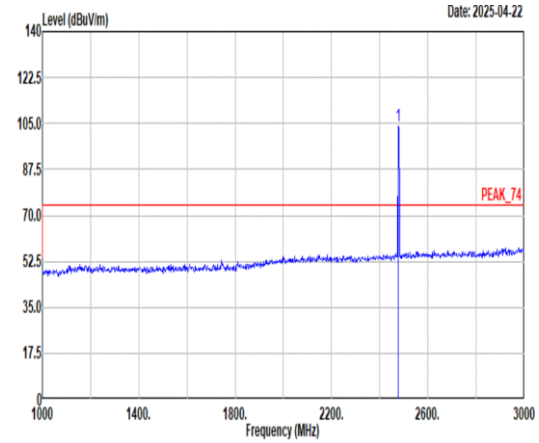 Site : 03CH12-HY Condition: PEAK_74 3m 9120D-02114-240711 HORIZONTAL : RBW:1000.000kHz VBW:3000.000kHz SWT:Auto Freq Level Limit Line Margin Read Level Ant Factor Cable Loss Preamp Factor Aux Factor APos TPos Remark MHz dBuV/m dBuV/m dB dBuV dB/m dB dB dB cm deg 1 2478.00 104.24 ------ ------ 93.64 27.88 6.89 34.20 10.03 101 168 PEAK
Avg	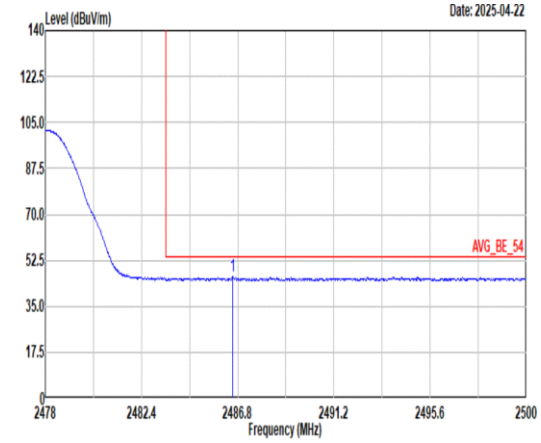 Site : 03CH12-HY Condition: AVG_BE_54 3m 9120D-02114-240711 HORIZONTAL : RBW:1000.000kHz VBW:5.600kHz SWT:Auto Freq Level Limit Line Margin Read Level Ant Factor Cable Loss Preamp Factor Aux Factor APos TPos Remark MHz dBuV/m dBuV/m dB dBuV dB/m dB dB dB cm deg 1 2486.56 46.45 54.00 -7.55 35.74 27.97 6.91 34.20 10.03 101 168 AVERAGE	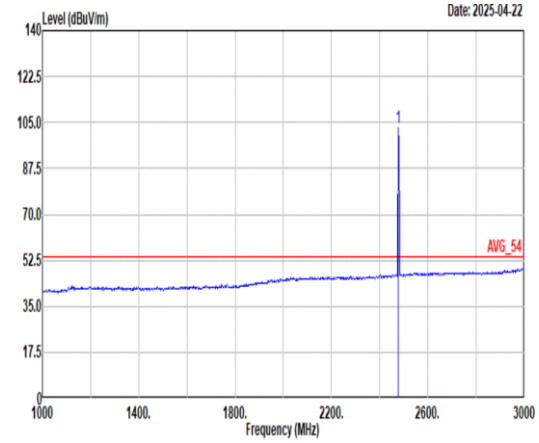 Site : 03CH12-HY Condition: AVG_54 3m 9120D-02114-240711 HORIZONTAL : RBW:1000.000kHz VBW:5.600kHz SWT:Auto Freq Level Limit Line Margin Read Level Ant Factor Cable Loss Preamp Factor Aux Factor APos TPos Remark MHz dBuV/m dBuV/m dB dBuV dB/m dB dB dB cm deg 1 2478.00 102.79 ------ ------ 92.19 27.88 6.89 34.20 10.03 101 168 AVERAGE

Mode	15	
	Band Edge	
	2400-2483.5_ULL 2.4GHz_GFSK _CH38_2478MHz	
ANT	1	
Pol.	Vertical	Fundamental
Peak	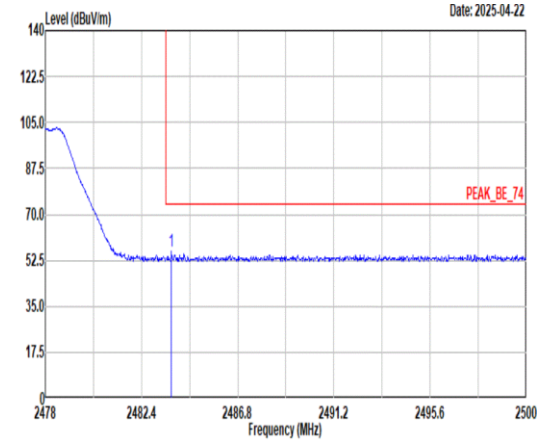 Site : 03CH12-HY Condition: PEAK_BE_74 3m 9120D-02114-240711 VERTICAL : RBW:1000.000kHz VBW:3000.000kHz SWT:Auto Freq Level Limit Line Margin Read Level Ant Factor Cable Loss Preamp Factor Aux Factor APos TPos Remark MHz dBuV/m dBuV/m dB dBuV dB/m dB dB dB cm deg 1 2483.76 55.99 74.00 -18.01 45.32 27.94 6.90 34.20 10.03 275 140 PEAK	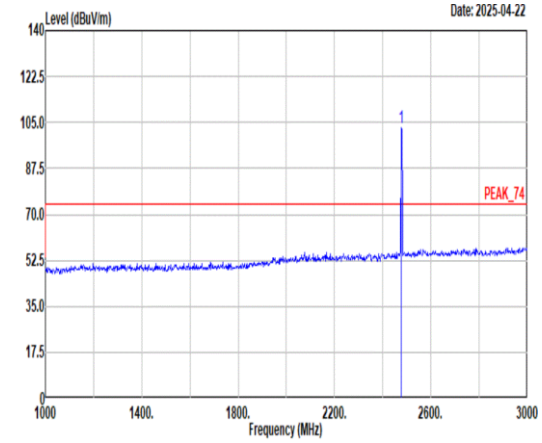 Site : 03CH12-HY Condition: PEAK_74 3m 9120D-02114-240711 VERTICAL : RBW:1000.000kHz VBW:3000.000kHz SWT:Auto Freq Level Limit Line Margin Read Level Ant Factor Cable Loss Preamp Factor Aux Factor APos TPos Remark MHz dBuV/m dBuV/m dB dBuV dB/m dB dB dB cm deg 1 2478.00 103.15 ------ ------ 92.55 27.88 6.89 34.20 10.03 275 140 PEAK
Avg	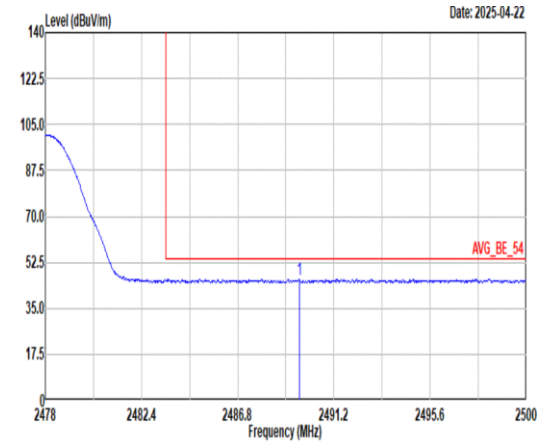 Site : 03CH12-HY Condition: AVG_BE_54 3m 9120D-02114-240711 VERTICAL : RBW:1000.000kHz VBW:5.600kHz SWT:Auto Freq Level Limit Line Margin Read Level Ant Factor Cable Loss Preamp Factor Aux Factor APos TPos Remark MHz dBuV/m dBuV/m dB dBuV dB/m dB dB dB cm deg 1 2489.62 46.16 54.00 -7.84 35.42 28.00 6.91 34.20 10.03 275 140 AVERAGE	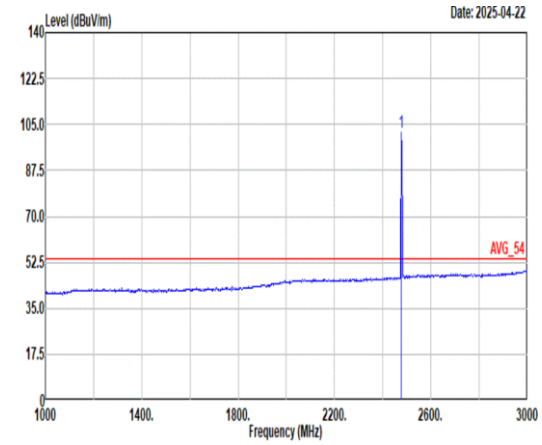 Site : 03CH12-HY Condition: AVG_54 3m 9120D-02114-240711 VERTICAL : RBW:1000.000kHz VBW:5.600kHz SWT:Auto Freq Level Limit Line Margin Read Level Ant Factor Cable Loss Preamp Factor Aux Factor APos TPos Remark MHz dBuV/m dBuV/m dB dBuV dB/m dB dB dB cm deg 1 2478.00 101.87 ------ ------ 91.27 27.88 6.89 34.20 10.03 275 140 AVERAGE

Mode	15	
	Harmonic	
	2400-2483.5_ULL 2.4GHz_GFSK _CH38_2478MHz	
ANT	1	
Pol.	Horizontal	Vertical
Peak Avg	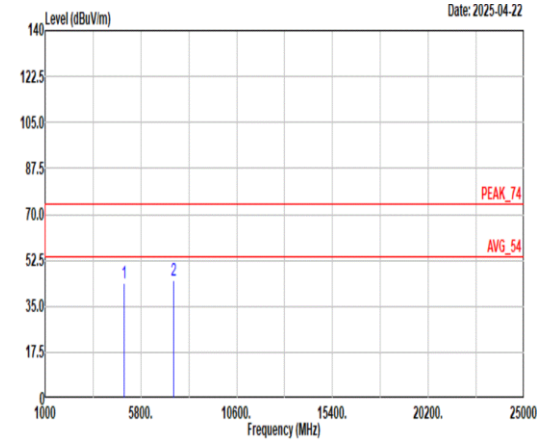 Site : 03CH12-HY Condition: PEAK_74 3m 9120D-02114-240711 HORIZONTAL Freq Level Limit Line Margin Read Level Ant Factor Cable Loss Preamp Factor Aux Factor APos TPos Remark MHz dBuV/m dBuV/m dB dBuV dB/m dB dB dB cm deg 1 4956.00 43.98 74.00 -30.02 66.84 33.31 10.62 67.38 0.59 -- -- PEAK 2 7434.00 45.09 74.00 -28.91 61.63 36.67 13.24 66.66 0.21 -- -- PEAK	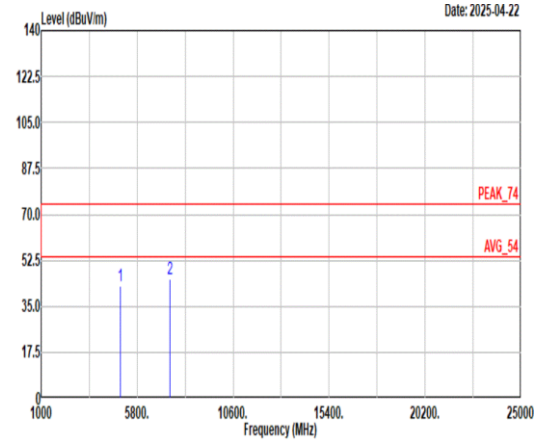 Site : 03CH12-HY Condition: PEAK_74 3m 9120D-02114-240711 VERTICAL Freq Level Limit Line Margin Read Level Ant Factor Cable Loss Preamp Factor Aux Factor APos TPos Remark MHz dBuV/m dBuV/m dB dBuV dB/m dB dB dB cm deg 1 4956.00 42.77 74.00 -31.23 65.63 33.31 10.62 67.38 0.59 -- -- PEAK 2 7434.00 45.44 74.00 -28.56 61.98 36.67 13.24 66.66 0.21 -- -- PEAK

Mode	16	
	LF	
	2400-2483.5_ULL 2.4GHz_GFSK _CH38_2478MHz	
ANT	1	
Pol.	Horizontal	Vertical
QP/ Peak	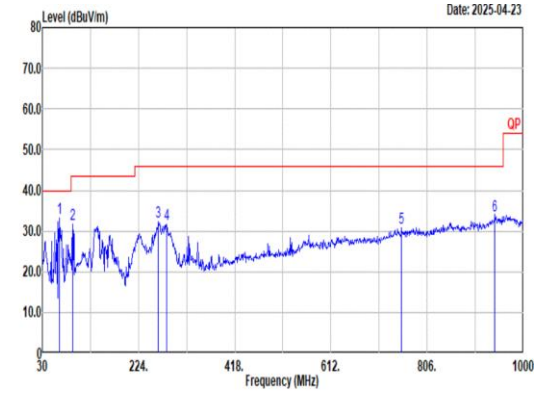 Site : 03CH12-HY Condition: QP 3m Bilog_37059_20241127 HORIZONTAL	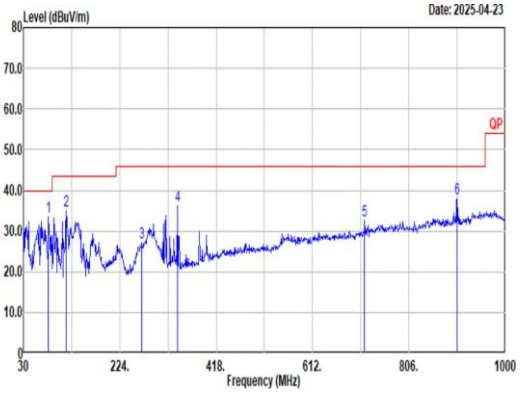 Site : 03CH12-HY Condition: QP 3m Bilog_37059_20241127 VERTICAL

Horizontal:

	Freq	Level	Limit	Margin	Read Level	Ant Factor	Cable Loss	Preamp Factor	Aux Factor	APos	TPos	Remark
	MHz	dBm	dBm	dB	dBuV	dB/m	dB	dB	dB	cm	deg	
1	64.92	33.11	40.00	-6.89	49.48	12.21	1.14	29.78	0.06	--	--	Peak
2	91.11	31.75	43.50	-11.75	44.97	15.14	1.33	29.78	0.09	--	--	Peak
3	263.77	32.18	46.00	-13.82	39.17	20.14	2.24	29.52	0.15	--	--	Peak
4	280.26	31.66	46.00	-14.34	39.73	18.95	2.33	29.50	0.15	--	--	Peak
5	754.59	30.72	46.00	-15.28	26.96	28.37	3.78	28.72	0.33	--	--	Peak
6	942.77	33.96	46.00	-12.04	27.03	30.58	4.25	28.34	0.44	--	--	Peak

Vertical:

	Freq	Level	Limit	Margin	Read Level	Ant Factor	Cable Loss	Preamp Factor	Aux Factor	APos	TPos	Remark
	MHz	dBm	dBm	dB	dBuV	dB/m	dB	dB	dB	cm	deg	
1	80.44	33.56	40.00	-6.44	48.30	13.73	1.25	29.79	0.07	--	--	Peak
2	116.33	35.12	43.50	-8.38	45.85	17.44	1.48	29.75	0.10	--	--	Peak
3	268.62	27.30	46.00	-18.70	35.13	19.26	2.27	29.51	0.15	--	--	Peak
4	340.40	36.29	46.00	-9.71	42.63	20.27	2.60	29.40	0.19	--	--	Peak
5	716.76	32.56	46.00	-13.44	30.07	27.22	3.72	28.76	0.31	--	--	Peak
6	903.00	38.02	46.00	-7.98	32.53	29.31	4.18	28.42	0.42	--	--	Peak

Appendix D. Duty Cycle Plots

<Sample 1>

Band	Duty Cycle(%)	T(us)	1/T(kHz)	VBW Setting
ULL 2.4GHz for 1Mbps	30.40	380	2.63	2.7 kHz
ULL 2.4GHz for 2Mbps	30.77	192	5.21	5.6 kHz

ULL 2.4GHz for 1Mbps

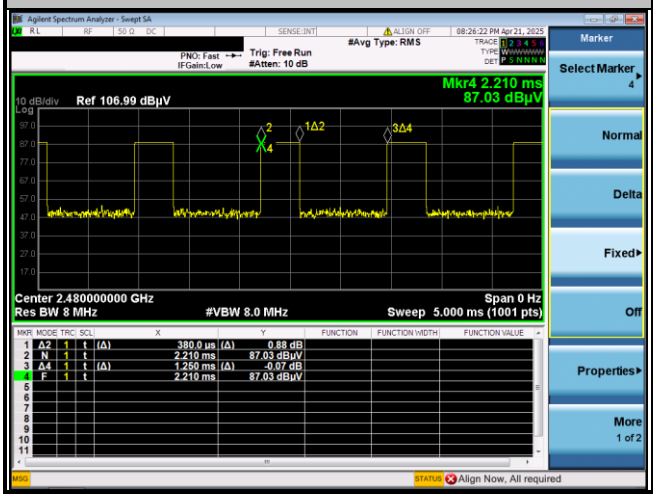

ULL 2.4GHz for 2Mbps

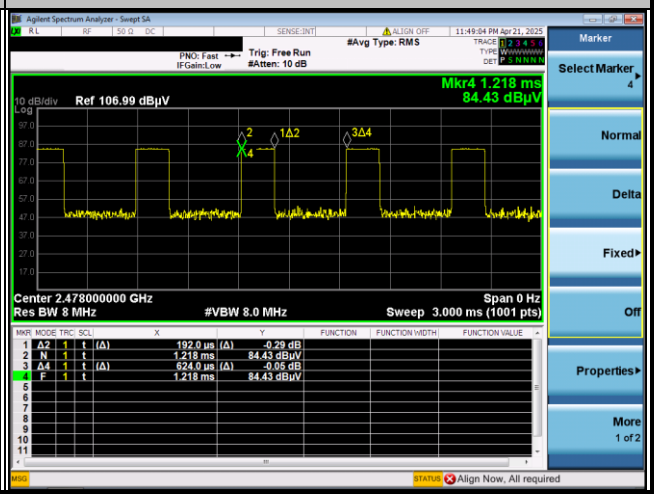

<Sample 3>

Band	Duty Cycle(%)	T(us)	1/T(kHz)	VBW Setting
ULL 2.4GHz for 2Mbps	30.67	192	5.21	5.6 kHz
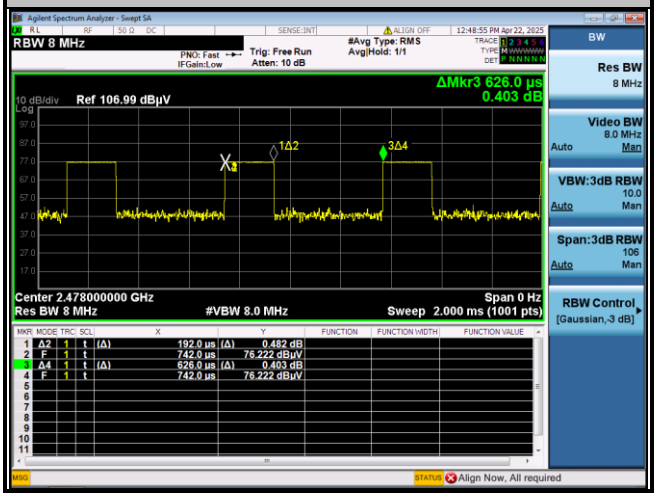
ULL 2.4GHz for 2Mbps