Date: 2025-11-03

System Check_Head_2450MHz

DUT: D2450V2 - SN736

Communication System: CW; Frequency: 2450.000 MHz
Medium: HSL_600-7200_251103 Medium parameters used: f= 2450.000 MHz; σ= 1.78 S/m; ε_r = 42.8
Ambient Temperature: 23.3°C; Liquid Temperature: 22.3°C

DASY8 Configuration:
- Probe: EX3DV4 - SN7700; ConvF(7.96, 7.65, 7.69); Calibrated: 2025-01-22
- Sensor-Surface: 1.4 mm
- Electronics: DAE4ip Sn1800; Calibrated: 2025-06-16
- Phantom: ELI V8.0 (20deg probe tilt); Serial: 2157; Section: Flat;
- Measurement Software: 16.4.0.5005
- UID: CW, 0

Pin=17.0dBm/Area Scan (40.0 mm x 80.0 mm): Measurement Grid: 10.0 mm x 10.0 mm
SAR (1g) = 2.46 W/kg; SAR (10g) = 1.14 W/kg;
TSL Correction: Positive only

Pin=17.0dBm/Zoom Scan (30.0 mm x 30.0 mm x 31.2 mm): Measurement Grid: 5.0 mm x 5.0 mm x 1.5 mm
Power Drift = -0.00 dB
SAR (1g) = 2.48 W/kg; SAR (8g) = 1.29 W/kg; SAR (10g) = 1.17 W/kg
Smallest distance from peaks to all points 3 dB below = 9.0 mm
Ratio of SAR at M2 to SAR at M1 = 81.6 %
TSL Correction: Positive only

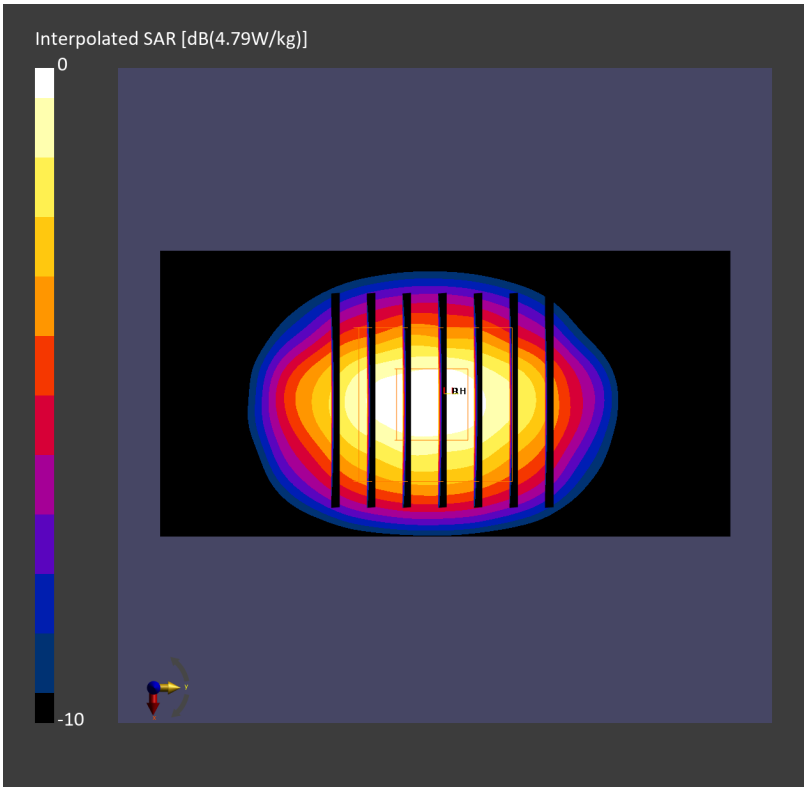

Date: 2025-11-02

System Check_Head_6500MHz

DUT: D6.5GHzV2 - SN1003

Communication System: CW; Frequency: 6500.000 MHz
Medium: HSL_600-10000_251102 Medium parameters used: f= 6500.000 MHz; σ= 6.00 S/m; ε_r = 32.4
Ambient Temperature: 23.2°C; Liquid Temperature: 22.2°C

DASY8 Configuration:
- Probe: EX3DV4 - SN7700; ConvF(5.75, 5.53, 5.56); Calibrated: 2025-01-22
- Sensor-Surface: 1.4 mm
- Electronics: DAE4ip Sn1800; Calibrated: 2025-06-16
- Phantom: ELI V8.0 (20deg probe tilt); Serial: 2157; Section: Flat;
- Measurement Software: 16.4.0.5005
- UID: CW, 0--

Pin=20.0dBm/Area Scan (51.0 mm x 85.0 mm): Measurement Grid: 8.5 mm x 8.5 mm
SAR (1g) = 26.0 W/kg; SAR (10g) = 5.06 W/kg;
TSL Correction: Positive only

Pin=20.0dBm/Zoom Scan (27.2 mm x 27.2 mm x 22.9 mm): Measurement Grid: 3.4 mm x 3.4 mm x 1.4 mm
Power Drift = 0.05 dB
SAR (1g) = 32.0 W/kg; SAR (8g) = 7.15 W/kg; SAR (10g) = 5.91 W/kg
Smallest distance from peaks to all points 3 dB below = 4.8 mm
Ratio of SAR at M2 to SAR at M1 = 50.3 %
psAPD (1.0cm2, sq) = 320 [W/m2]; psAPD (4.0cm2, sq) = 143 [W/m2]
TSL Correction: Positive only

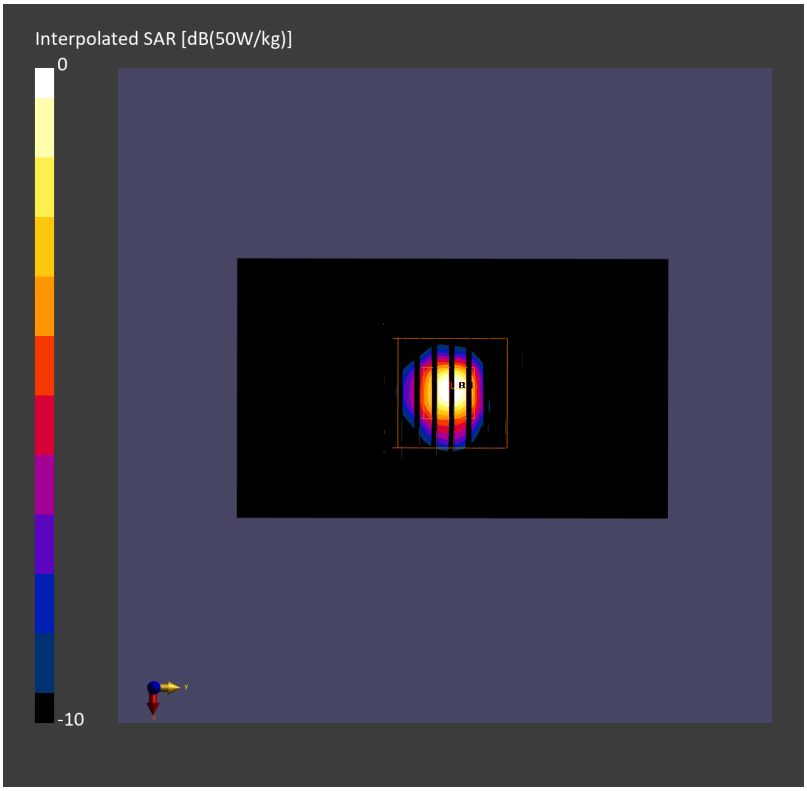

Measurement Report for Device

Device Under Test Properties

Model, Manufacturer	Dimensions [mm]	Software Version	DUT Type
Device,	70.0 x 50.0 x 8.0	3.2.0.1840	5G Verification Source

Exposure Conditions

Phantom Section	Position, Test Distance [mm]	Frequency [MHz]	Conversion Factor
5G	FRONT, 10.00	10000.0	1.0

Hardware Setup

Phantom	Medium	Probe, Calibration Date	DAE, Calibration Date
mmWave - 1109	Air -	EUmmWV4 - SN9461_F1-55GHz, 2025-10-15	DAE4 Sn1399, 2025-03-14

Scans Setup

Scan Type	5G Scan
Grid Extents [mm]	120.0 x 120.0
Grid Steps [lambda]	0.25 x 0.25
Sensor Surface [mm]	10.0

Measurement Results
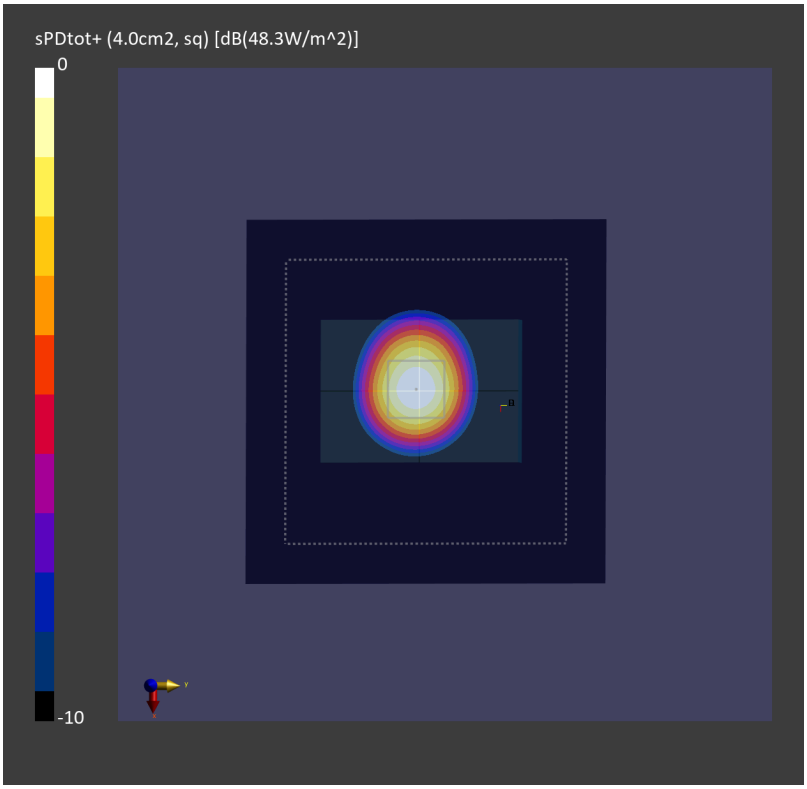
Date	2025-11-17
Avg. Area [cm^2]	4.00
psPDn+ [W/m^2]	48.1
psPDtot+ [W/m^2]	48.3
H_{max} [A/m]	0.379
E_{max} [V/m]	145
$max_{(Stot)}$ [W/m^2]	53.9
Power Drift [dB]	0.07
IPDn