SAR TEST REPORT

The following samples were submitted and identified on behalf of the client as:

Product Name	Convertible PC
Brand Name	HP
Model No.	TPN-C147
Prepared for	HP Inc. 1501 Page Mill Road, Palo Alto CA 94304 USA
Standards	IEEE/ANSI C95.1-1992, IEEE 1528-2013
FCC ID	B94-RTL8852AES
Date of Receipt	Apr. 14, 2021
Date of Test(s)	Apr. 17, 2021 ~ Apr. 21, 2021
Date of Issue	May 13, 2021

In the configuration tested, the EUT complied with the standards specified above.

Remarks:

This report details the results of the testing carried out on one sample, the results contained in this test report do not relate to other samples of the same product. The manufacturer should ensure that all products in series production are in conformity with the product sample detailed in this report.

This report may only be reproduced and distributed in full. If the product in this report is used in any configuration other than that detailed in the report, the manufacturer must ensure the new system complies with all relevant standards. Any mention of SGS Taiwan Ltd. Central RF Lab or testing done by SGS Taiwan Ltd. Central RF Lab in connection with distribution or use of the product described in this report must be approved by SGS Taiwan Ltd. Central RF Lab in writing.

Signed on behalf of SGS

Clerk / Kimmy Chiou	Engineer / Kiki Lin	Asst. Manager / John Yeh
Kimmy Chiou	Kiki Lin	John Yeh

Date: May 13, 2021

Unless otherwise stated the results shown in this test report refer only to the sample(s) tested and such sample(s) are retained for 90 days only.
除非另有說明，此報告結果僅對測試之樣品負責，同時此樣品僅保留90天。本報告未經本公司書面許可，不可部份複製。
This document is issued by the Company subject to its General Conditions of Service printed overleaf, available on request or accessible at http://www.sgs.com.tw/Terms-and-Conditions and for electronic format documents, subject to Terms and Conditions for Electronic Documents at http://www.sgs.com.tw/Terms-and-Conditions. Attention is drawn to the limitation of liability, indemnification and jurisdiction issues defined therein. Any holder of this document is advised that information contained hereon reflects the Company's findings at the time of its intervention only and within the limits of Client's instructions, if any. The Company's sole responsibility is to its Client and this document does not exonerate parties to a transaction from exercising all their rights and obligations under the transaction documents. This document cannot be reproduced except in full, without prior written approval of the Company. Any unauthorized alteration, forgery or falsification of the content or appearance of this document is unlawful and offenders may be prosecuted to the fullest extent of the law.

Revision History

Report Number	Revision	Description	Issue Date
ES/2021/40001	Rev.00	Initial creation of document	May 13, 2021

Unless otherwise stated the results shown in this test report refer only to the sample(s) tested and such sample(s) are retained for 90 days only.
除非另有說明，此報告結果僅對測試之樣品負責，同時此樣品僅保留90天。本報告未經本公司書面許可，不可部份複製。
This document is issued by the Company subject to its General Conditions of Service printed overleaf, available on request or accessible at http://www.sgs.com.tw/Terms-and-Conditions and for electronic format documents, subject to Terms and Conditions for Electronic Documents at http://www.sgs.com.tw/Terms-and-Conditions. Attention is drawn to the limitation of liability, indemnification and jurisdiction issues defined therein. Any holder of this document is advised that information contained hereon reflects the Company's findings at the time of its intervention only and within the limits of Client's instructions, if any. The Company's sole responsibility is to its Client and this document does not exonerate parties to a transaction from exercising all their rights and obligations under the transaction documents. This document cannot be reproduced except in full, without prior written approval of the Company. Any unauthorized alteration, forgery or falsification of the content or appearance of this document is unlawful and offenders may be prosecuted to the fullest extent of the law.
SGS Taiwan Ltd. 台灣檢驗科技股份有限公司
No.134,Wu Kung Road, New Taipei Industrial Park, Wuku District, New Taipei City, Taiwan/新北市五股區新北產業園區五工路 134 號
t (886-2) 2299-3279 f (886-2) 2298-0488 www.sgs.com.tw
Member of SGS Group

0. Guidance applied

The SAR testing method and procedure for this device is in accordance with the following standards:
IEEE/ANSI C95.1-1992
IEEE 1528-2013
KDB248227D01v02r02
KDB865664D01v01r04
KDB865664D02v01r02
KDB447498D01v06
KDB616217D04v01r02

Unless otherwise stated the results shown in this test report refer only to the sample(s) tested and such sample(s) are retained for 90 days only.
除非另有說明，此報告結果僅對測試之樣品負責，同時此樣品僅保留90天。本報告未經本公司書面許可，不可部份複製。
This document is issued by the Company subject to its General Conditions of Service printed overleaf, available on request or accessible at http://www.sgs.com.tw/Terms-and-Conditions and for electronic format documents, subject to Terms and Conditions for Electronic Documents at http://www.sgs.com.tw/Terms-and-Conditions. Attention is drawn to the limitation of liability, indemnification and jurisdiction issues defined therein. Any holder of this document is advised that information contained hereon reflects the Company's findings at the time of its intervention only and within the limits of Client's instructions, if any. The Company's sole responsibility is to its Client and this document does not exonerate parties to a transaction from exercising all their rights and obligations under the transaction documents. This document cannot be reproduced except in full, without prior written approval of the Company. Any unauthorized alteration, forgery or falsification of the content or appearance of this document is unlawful and offenders may be prosecuted to the fullest extent of the law.

Contents

0. Guidance applied 3
1. General Information 5
1.1 Testing Laboratory 5
1.2 Details of Applicant 5
1.3 Description of EUT 6
1.4 Test Environment 37
1.5 Operation Description 37
1.6 Operating modes validation by power measurement 39
1.7 The SAR Measurement System 44
1.8 System Components 46
1.9 SAR System Verification 48
1.10 Tissue Simulant Fluid for the Frequency Band 50
1.11 Evaluation Procedures 52
1.12 Probe Calibration Procedures 53
1.13 Test Standards and Limits 56
2. Summary of Results 58
2.1 Decision rules 58
2.2 Summary of Results 58
2.3 Reporting statements of conformity 60
3. Simultaneous Transmission Analysis 61
3.1 Estimated SAR calculation 62
3.2 SPLSR evaluation and analysis 62
4. Instruments List 65
5. Measurements 66
6. SAR System Performance Verification 94
7. Uncertainty Budget 99
Appendixes 101
ES202140001 SAR_Appendix A Photographs 101
ES202140001 SAR_Appendix B DAE & Probe Cal. Certificate 101
ES202140001 SAR_Appendix C Phantom Description & Dipole Cal. Certificate 101

Unless otherwise stated the results shown in this test report refer only to the sample(s) tested and such sample(s) are retained for 90 days only.
除非另有說明，此報告結果僅對測試之樣品負責，同時此樣品僅保留90天。本報告未經本公司書面許可，不可部份複製。
This document is issued by the Company subject to its General Conditions of Service printed overleaf, available on request or accessible at http://www.sgs.com.tw/Terms-and-Conditions and for electronic format documents, subject to Terms and Conditions for Electronic Documents at http://www.sgs.com.tw/Terms-and-Conditions. Attention is drawn to the limitation of liability, indemnification and jurisdiction issues defined therein. Any holder of this document is advised that information contained hereon reflects the Company's findings at the time of its intervention only and within the limits of Client's instructions, if any. The Company's sole responsibility is to its Client and this document does not exonerate parties to a transaction from exercising all their rights and obligations under the transaction documents. This document cannot be reproduced except in full, without prior written approval of the Company. Any unauthorized alteration, forgery or falsification of the content or appearance of this document is unlawful and offenders may be prosecuted to the fullest extent of the law.

1. General Information

1.1 Testing Laboratory

SGS Taiwan Ltd. Central RF Lab	
No.134, Wu Kung Road, New Taipei Industrial Park, Wuku District, New Taipei City, Taiwan	
FCC Designation Number	TW0027
Tel	+886-2-2299-3279
Fax	+886-2-2298-0488
Internet	http://www.tw.sgs.com/

1.2 Details of Applicant

Company Name	HP Inc.
Company Address	1501 Page Mill Road, Palo Alto CA 94304 USA

Unless otherwise stated the results shown in this test report refer only to the sample(s) tested and such sample(s) are retained for 90 days only.
除非另有說明，此報告結果僅對測試之樣品負責，同時此樣品僅保留90天。本報告未經本公司書面許可，不可部份複製。
This document is issued by the Company subject to its General Conditions of Service printed overleaf, available on request or accessible at http://www.sgs.com.tw/Terms-and-Conditions and for electronic format documents, subject to Terms and Conditions for Electronic Documents at http://www.sgs.com.tw/Terms-and-Conditions. Attention is drawn to the limitation of liability, indemnification and jurisdiction issues defined therein. Any holder of this document is advised that information contained hereon reflects the Company's findings at the time of its intervention only and within the limits of Client's instructions, if any. The Company's sole responsibility is to its Client and this document does not exonerate parties to a transaction from exercising all their rights and obligations under the transaction documents. This document cannot be reproduced except in full, without prior written approval of the Company. Any unauthorized alteration, forgery or falsification of the content or appearance of this document is unlawful and offenders may be prosecuted to the fullest extent of the law.

1.3 Description of EUT

General Information of Host:

Equipment Under Test	Convertible PC	
Brand Name	HP	
Model No.	TPN-C147	
Integrated Module	Brand Name : Realtek Model Name : RTL8852AE	
FCC ID	B94-RTL8852AES	
Mode of Operation	☒WLAN802.11 a/b/g/n/ac/ax(20M/40M/80M) ☒Bluetooth	
Duty Cycle	WLAN802.11 a/b/g/n/ac/ax(20M/40M/80M)	Refer to page 32-35
	Bluetooth	77.2%
TX Frequency Range (MHz)	WLAN802.11 b/g/n/ax(20M)	2412 – 2472
	WLAN802.11 n/ax(40M)	2422 – 2462
	WLAN802.11 a/n/ac/ax(20M) 5.2G	5180 – 5240
	WLAN802.11 n/ac/ax(40M) 5.2G	5190 – 5230
	WLAN802.11 ac/ax(80M) 5.2G	5210
	WLAN802.11 a/n/ac/ax(20M) 5.3G	5260 – 5320
	WLAN802.11 n/ac/ax(40M) 5.3G	5270 – 5310
	WLAN802.11 ac/ax(80M) 5.3G	5290
	WLAN802.11 a/n/ac/ax(20M) 5.6G	5500 – 5720
	WLAN802.11 n/ac/ax(40M) 5.6G	5510 – 5710
	WLAN802.11 ac/ax(80M) 5.6G	5530 – 5690
	WLAN802.11 a/n/ac/ax(20M) 5.8G	5745 – 5825
	WLAN802.11 n/ac/ax(40M) 5.8G	5755 – 5795
	WLAN802.11 ac/ax(80M) 5.8G	5775
	Bluetooth	2402 – 2480

Unless otherwise stated the results shown in this test report refer only to the sample(s) tested and such sample(s) are retained for 90 days only.
除非另有說明，此報告結果僅對測試之樣品負責，同時此樣品僅保留90天。本報告未經本公司書面許可，不可部份複製。
This document is issued by the Company subject to its General Conditions of Service printed overleaf, available on request or accessible at http://www.sgs.com.tw/Terms-and-Conditions and for electronic format documents, subject to Terms and Conditions for Electronic Documents at http://www.sgs.com.tw/Terms-and-Conditions. Attention is drawn to the limitation of liability, indemnification and jurisdiction issues defined therein. Any holder of this document is advised that information contained hereon reflects the Company's findings at the time of its intervention only and within the limits of Client's instructions, if any. The Company's sole responsibility is to its Client and this document does not exonerate parties to a transaction from exercising all their rights and obligations under the transaction documents. This document cannot be reproduced except in full, without prior written approval of the Company. Any unauthorized alteration, forgery or falsification of the content or appearance of this document is unlawful and offenders may be prosecuted to the fullest extent of the law.

Channel Number (ARFCN)	WLAN802.11 b/g/n/ax(20M)	1	–	13
	WLAN802.11 n/ax(40M)	3	–	11
	WLAN802.11 a/n/ac/ax(20M) 5.2G	36	–	48
	WLAN802.11 n/ac/ax(40M) 5.2G	38	–	46
	WLAN802.11 ac/ax(80M) 5.2G	42		
	WLAN802.11 a/n/ac/ax(20M) 5.3G	52	–	64
	WLAN802.11 n/ac/ax(40M) 5.3G	54	–	62
	WLAN802.11 ac/ax(80M) 5.3G	58		
	WLAN802.11 a/n/ac/ax(20M) 5.6G	100	–	144
	WLAN802.11 n/ac/ax(40M) 5.6G	102	–	142
	WLAN802.11 ac/ax(80M) 5.6G	106	–	138
	WLAN802.11 a/n/ac/ax(20M) 5.8G	149	–	165
	WLAN802.11 n/ac/ax(40M) 5.8G	151	–	159
	WLAN802.11 ac/ax (80M) 5.8G	155		
	Bluetooth	0	–	78

Unless otherwise stated the results shown in this test report refer only to the sample(s) tested and such sample(s) are retained for 90 days only.
除非另有說明，此報告結果僅對測試之樣品負責，同時此樣品僅保留90天。本報告未經本公司書面許可，不可部份複製。
This document is issued by the Company subject to its General Conditions of Service printed overleaf, available on request or accessible at http://www.sgs.com.tw/Terms-and-Conditions and for electronic format documents, subject to Terms and Conditions for Electronic Documents at http://www.sgs.com.tw/Terms-and-Conditions. Attention is drawn to the limitation of liability, indemnification and jurisdiction issues defined therein. Any holder of this document is advised that information contained hereon reflects the Company's findings at the time of its intervention only and within the limits of Client's instructions, if any. The Company's sole responsibility is to its Client and this document does not exonerate parties to a transaction from exercising all their rights and obligations under the transaction documents. This document cannot be reproduced except in full, without prior written approval of the Company. Any unauthorized alteration, forgery or falsification of the content or appearance of this document is unlawful and offenders may be prosecuted to the fullest extent of the law.

Tablet mode

Max. SAR (1g) (Unit: W/Kg)					
Antenna	Band	Measured	Reported	Channel	Position
Tx2	WLAN 802.11b	1.07	1.09	6	Top side
	Bluetooth(GFSK)	0.08	0.10	0	Top side
	WLAN 802.11n(40M) 5.2G	0.51	0.52	46	Top side
	WLAN 802.11ac(80M) 5.2G	0.56	0.58	42	Top side
	WLAN 802.11n(40M) 5.3G	0.61	0.63	54	Top side
	WLAN 802.11ac(80M) 5.3G	0.75	0.79	58	Top side
	WLAN 802.11ac(80M) 5.6G	0.77	0.78	138	Top side
	WLAN 802.11n(40M) 5.8G	0.49	0.50	151	Top side
	WLAN 802.11ac(80M) 5.8G	0.49	0.50	155	Top side
Tx1	WLAN 802.11b	0.96	0.96	1	Top side
	WLAN 802.11n(40M) 5.2G	0.59	0.60	46	Top side
	WLAN 802.11ac(80M) 5.2G	0.77	0.79	42	Top side
	WLAN 802.11n(40M) 5.3G	0.54	0.55	54	Top side
	WLAN 802.11ac(80M) 5.3G	0.60	0.63	58	Top side
	WLAN 802.11ac(80M) 5.6G	0.60	0.61	138	Top side
	WLAN 802.11n(40M) 5.8G	0.35	0.35	151	Top side
	WLAN 802.11ac(80M) 5.8G	0.32	0.32	155	Top side

Unless otherwise stated the results shown in this test report refer only to the sample(s) tested and such sample(s) are retained for 90 days only.
除非另有說明，此報告結果僅對測試之樣品負責，同時此樣品僅保留90天。本報告未經本公司書面許可，不可部份複製。
This document is issued by the Company subject to its General Conditions of Service printed overleaf, available on request or accessible at http://www.sgs.com.tw/Terms-and-Conditions and for electronic format documents, subject to Terms and Conditions for Electronic Documents at http://www.sgs.com.tw/Terms-and-Conditions. Attention is drawn to the limitation of liability, indemnification and jurisdiction issues defined therein. Any holder of this document is advised that information contained hereon reflects the Company's findings at the time of its intervention only and within the limits of Client's instructions, if any. The Company's sole responsibility is to its Client and this document does not exonerate parties to a transaction from exercising all their rights and obligations under the transaction documents. This document cannot be reproduced except in full, without prior written approval of the Company. Any unauthorized alteration, forgery or falsification of the content or appearance of this document is unlawful and offenders may be prosecuted to the fullest extent of the law.

Notebook mode

Max. SAR (1g) (Unit: W/Kg)					
Antenna	Band	Measured	Reported	Channel	Position
Tx2	WLAN 802.11b	0.01	0.01	10	Bottom side
	Bluetooth(GFSK)	0.00	0.00	0	Bottom side
	WLAN 802.11n(40M) 5.2G	0.01	0.01	46	Bottom side
	WLAN 802.11n(40M) 5.3G	0.02	0.02	54	Bottom side
	WLAN 802.11ac(80M) 5.6G	0.02	0.02	138	Bottom side
	WLAN 802.11a 5.8G	0.02	0.02	149	Bottom side
Tx1	WLAN 802.11b	0.01	0.01	2	Bottom side
	WLAN 802.11n(40M) 5.2G	0.04	0.04	46	Bottom side
	WLAN 802.11n(40M) 5.3G	0.02	0.02	54	Bottom side
	WLAN 802.11ac(80M) 5.6G	0.02	0.02	138	Bottom side
	WLAN 802.11a 5.8G	0.02	0.02	149	Bottom side

Antenna Information

Tablet mode										
Vendor	Wistron NeWeb Corp.									
Antenna	Tx1(PIFA)					Tx2 (PIFA)				
Part Number	DC33002DM00 81EAA415.GJR					DC33002DM10 81EAA415.GJS				
Frequency	2400~2500	5150~5250	5250~5350	5470~5725	5725~5850	2400~2500	5150~5250	5250~5350	5470~5725	5725~5850
Gain (dBi)	0.01	1.42	1.42	1.81	1.81	-0.03	0.16	1.59	-0.16	0.23

Notebook mode										
Vendor	Wistron NeWeb Corp.									
Antenna	Tx1(PIFA)					Tx2 (PIFA)				
Part Number	DC33002DM00 81EAA415.GJR					DC33002DM10 81EAA415.GJS				
Frequency	2400~2500	5150~5250	5250~5350	5470~5725	5725~5850	2400~2500	5150~5250	5250~5350	5470~5725	5725~5850
Gain (dBi)	-1.39	-2.10	-2.10	0.25	1.33	-0.52	-1.25	-1.69	-0.63	1.14

Unless otherwise stated the results shown in this test report refer only to the sample(s) tested and such sample(s) are retained for 90 days only.
除非另有說明，此報告結果僅對測試之樣品負責，同時此樣品僅保留90天。本報告未經本公司書面許可，不可部份複製。
This document is issued by the Company subject to its General Conditions of Service printed overleaf, available on request or accessible at http://www.sgs.com.tw/Terms-and-Conditions and for electronic format documents, subject to Terms and Conditions for Electronic Documents at http://www.sgs.com.tw/Terms-and-Conditions. Attention is drawn to the limitation of liability, indemnification and jurisdiction issues defined therein. Any holder of this document is advised that information contained hereon reflects the Company's findings at the time of its intervention only and within the limits of Client's instructions, if any. The Company's sole responsibility is to its Client and this document does not exonerate parties to a transaction from exercising all their rights and obligations under the transaction documents. This document cannot be reproduced except in full, without prior written approval of the Company. Any unauthorized alteration, forgery or falsification of the content or appearance of this document is unlawful and offenders may be prosecuted to the fullest extent of the law.

WLAN802.11 a/b/g/n(20M/40M)/ac/ax(20M/40M/80M) conducted power table:

Antenna / Band	SISO		MIMO
	Tx1	Tx2	Tx1 + Tx2
WLAN802.11b	V	V	-
WLAN802.11g	V	V	-
WLAN802.11n(20M)	V	V	V
WLAN802.11n(40M)	V	V	V
WLAN802.11ax(20M)	V	V	V
WLAN802.11ax(40M)	V	V	V
WLAN802.11a	V	V	-
WLAN802.11n(20M) 5G	V	V	V
WLAN802.11n(40M) 5G	V	V	V
WLAN802.11ac(20M) 5G	V	V	V
WLAN802.11ac(40M) 5G	V	V	V
WLAN802.11ac(80M) 5G	V	V	V
WLAN802.11ax(20M) 5G	V	V	V
WLAN802.11ax(40M) 5G	V	V	V
WLAN802.11ax(80M) 5G	V	V	V

Unless otherwise stated the results shown in this test report refer only to the sample(s) tested and such sample(s) are retained for 90 days only.
除非另有說明，此報告結果僅對測試之樣品負責，同時此樣品僅保留90天。本報告未經本公司書面許可，不可部份複製。
This document is issued by the Company subject to its General Conditions of Service printed overleaf, available on request or accessible at http://www.sgs.com.tw/Terms-and-Conditions and for electronic format documents, subject to Terms and Conditions for Electronic Documents at http://www.sgs.com.tw/Terms-and-Conditions. Attention is drawn to the limitation of liability, indemnification and jurisdiction issues defined therein. Any holder of this document is advised that information contained hereon reflects the Company's findings at the time of its intervention only and within the limits of Client's instructions, if any. The Company's sole responsibility is to its Client and this document does not exonerate parties to a transaction from exercising all their rights and obligations under the transaction documents. This document cannot be reproduced except in full, without prior written approval of the Company. Any unauthorized alteration, forgery or falsification of the content or appearance of this document is unlawful and offenders may be prosecuted to the fullest extent of the law.

Tablet mode

Tx2

Tx2 Antenna						
Band	Mode	Channel	Frequency (MHz)	Data Rate	Max. Rated Avg. Power + Max. Tolerance (dBm)	Average power (dBm)
2450 MHz	802.11b	1	2412	1Mbps	16.00	15.87
		6	2437		16.00	15.93
		11	2462		16.00	15.80
		12	2467		16.00	15.96
		13	2472		16.00	15.74
	802.11g	1	2412	6Mbps	16.00	15.70
		2	2417		16.00	15.84
		6	2437		16.00	15.69
		10	2457		16.00	15.71
		11	2462		16.00	15.76
		12	2467		12.00	11.71
		13	2472		11.50	11.24
	802.11n20-HT0	1	2412	MCS0	16.00	15.79
		2	2417		16.00	15.72
		6	2437		16.00	15.85
		10	2457		16.00	15.74
		11	2462		16.00	15.65
		12	2467		12.00	11.66
		13	2472		11.50	11.20
	802.11ax20-HE0	1	2412	MCS0	16.00	15.71
		2	2417		16.00	15.77
		6	2437		16.00	15.82
		10	2457		16.00	15.73
		11	2462		16.00	15.75
		12	2467		12.00	11.70
		13	2472		11.50	11.28
	802.11n40-HT0	3	2422	MCS0	14.50	14.29
		4	2427		14.50	14.18
		6	2437		16.00	15.84
		8	2447		14.00	13.85
		9	2452		14.00	13.68
		10	2457		11.00	10.74
		11	2462		10.50	10.32
	802.11ax40-HE0	3	2422	MCS0	14.50	14.20
		4	2427		14.50	14.16
		6	2437		16.00	15.68
		8	2447		14.00	13.69
		9	2452		14.00	13.83
		10	2457		11.00	10.74
		11	2462		10.50	10.26

Unless otherwise stated the results shown in this test report refer only to the sample(s) tested and such sample(s) are retained for 90 days only.
除非另有說明，此報告結果僅對測試之樣品負責，同時此樣品僅保留90天。本報告未經本公司書面許可，不可部份複製。
This document is issued by the Company subject to its General Conditions of Service printed overleaf, available on request or accessible at http://www.sgs.com.tw/Terms-and-Conditions and for electronic format documents, subject to Terms and Conditions for Electronic Documents at http://www.sgs.com.tw/Terms-and-Conditions. Attention is drawn to the limitation of liability, indemnification and jurisdiction issues defined therein. Any holder of this document is advised that information contained hereon reflects the Company's findings at the time of its intervention only and within the limits of Client's instructions, if any. The Company's sole responsibility is to its Client and this document does not exonerate parties to a transaction from exercising all their rights and obligations under the transaction documents. This document cannot be reproduced except in full, without prior written approval of the Company. Any unauthorized alteration, forgery or falsification of the content or appearance of this document is unlawful and offenders may be prosecuted to the fullest extent of the law.

Tx2 Antenna						
Band	Mode	Channel	Frequency (MHz)	Data Rate	Max. Rated Avg. Power + Max. Tolerance (dBm)	Average power (dBm)
5.15-5.25 GHz	802.11a	36	5180	6Mbps	12.50	12.28
		40	5200		12.50	12.19
		44	5220		12.50	12.33
		48	5240		12.50	12.34
	802.11n20-HT0	36	5180	MCS0	12.50	12.22
		40	5200		12.50	12.34
		44	5220		12.50	12.32
		48	5240		12.50	12.29
	802.11ac20-VHT0	36	5180	MCS0	12.50	12.15
		40	5200		12.50	12.27
		44	5220		12.50	12.19
		48	5240		12.50	12.15
	802.11ax20-HE0	36	5180	MCS0	12.50	12.23
		40	5200		12.50	12.18
		44	5220		12.50	12.27
		48	5240		12.50	12.20
	802.11n40-HT0	38	5190	MCS0	12.50	12.45
		46	5230		12.50	12.47
	802.11ac40-VHT0	38	5190	MCS0	12.50	12.33
		46	5230		12.50	12.24
	802.11ax40-HE0	38	5190	MCS0	12.50	12.18
		46	5230		12.50	12.22
	802.11ac80-VHT0	42	5210	MCS0	12.50	12.35
	802.11ax80-HE0	42	5210	MCS0	12.50	12.44

Unless otherwise stated the results shown in this test report refer only to the sample(s) tested and such sample(s) are retained for 90 days only.
除非另有說明，此報告結果僅對測試之樣品負責，同時此樣品僅保留90天。本報告未經本公司書面許可，不可部份複製。
This document is issued by the Company subject to its General Conditions of Service printed overleaf, available on request or accessible at http://www.sgs.com.tw/Terms-and-Conditions and for electronic format documents, subject to Terms and Conditions for Electronic Documents at http://www.sgs.com.tw/Terms-and-Conditions. Attention is drawn to the limitation of liability, indemnification and jurisdiction issues defined therein. Any holder of this document is advised that information contained hereon reflects the Company's findings at the time of its intervention only and within the limits of Client's instructions, if any. The Company's sole responsibility is to its Client and this document does not exonerate parties to a transaction from exercising all their rights and obligations under the transaction documents. This document cannot be reproduced except in full, without prior written approval of the Company. Any unauthorized alteration, forgery or falsification of the content or appearance of this document is unlawful and offenders may be prosecuted to the fullest extent of the law.

Tx2 Antenna						
Band	Mode	Channel	Frequency (MHz)	Data Rate	Max. Rated Avg. Power + Max. Tolerance (dBm)	Average power (dBm)
5.25-5.35 GHz	802.11a	52	5260	6Mbps	13.00	12.73
		56	5280		13.00	12.84
		60	5300		13.00	12.71
		64	5320		13.00	12.69
	802.11n20-HT0	52	5260	MCS0	13.00	12.76
		56	5280		13.00	12.82
		60	5300		13.00	12.76
		64	5320		13.00	12.77
	802.11ac20-VHT0	52	5260	MCS0	13.00	12.82
		56	5280		13.00	12.71
		60	5300		13.00	12.70
		64	5320		13.00	12.81
	802.11ax20-HE0	52	5260	MCS0	13.00	12.76
		56	5280		13.00	12.71
		60	5300		13.00	12.70
		64	5320		13.00	12.82
	802.11n40-HT0	54	5270	MCS0	13.00	12.94
		62	5310		13.00	12.82
	802.11ac40-VHT0	54	5270	MCS0	13.00	12.83
		62	5310		13.00	12.73
	802.11ax40-HE0	54	5270	MCS0	13.00	12.72
		62	5310		13.00	12.81
	802.11ac80-VHT0	58	5290	MCS0	13.00	12.84
	802.11ax80-HE0	58	5290	MCS0	13.00	12.80

Unless otherwise stated the results shown in this test report refer only to the sample(s) tested and such sample(s) are retained for 90 days only.
除非另有說明，此報告結果僅對測試之樣品負責，同時此樣品僅保留90天。本報告未經本公司書面許可，不可部份複製。
This document is issued by the Company subject to its General Conditions of Service printed overleaf, available on request or accessible at http://www.sgs.com.tw/Terms-and-Conditions and for electronic format documents, subject to Terms and Conditions for Electronic Documents at http://www.sgs.com.tw/Terms-and-Conditions. Attention is drawn to the limitation of liability, indemnification and jurisdiction issues defined therein. Any holder of this document is advised that information contained hereon reflects the Company's findings at the time of its intervention only and within the limits of Client's instructions, if any. The Company's sole responsibility is to its Client and this document does not exonerate parties to a transaction from exercising all their rights and obligations under the transaction documents. This document cannot be reproduced except in full, without prior written approval of the Company. Any unauthorized alteration, forgery or falsification of the content or appearance of this document is unlawful and offenders may be prosecuted to the fullest extent of the law.

Tx2 Antenna						
Band	Mode	Channel	Frequency (MHz)	Data Rate	Max. Rated Avg. Power + Max. Tolerance (dBm)	Average power (dBm)
5600 MHz	802.11a	100	5500	6Mbps	13.00	12.67
		104	5520		13.00	12.68
		116	5580		13.00	12.84
		120	5600		13.00	12.77
		136	5680		13.00	12.83
		140	5700		13.00	12.84
		144	5720		13.00	12.84
	802.11n20-HT0	100	5500	MCS0	13.00	12.69
		104	5520		13.00	12.77
		116	5580		13.00	12.73
		120	5600		13.00	12.80
		136	5680		13.00	12.68
		140	5700		13.00	12.80
		144	5720		13.00	12.82
	802.11ac20-VHT0	100	5500	MCS0	13.00	12.73
		104	5520		13.00	12.73
		116	5580		13.00	12.83
		120	5600		13.00	12.75
		136	5680		13.00	12.66
		140	5700		13.00	12.80
		144	5720		13.00	12.73
	802.11ax20-HE0	100	5500	MCS0	13.00	12.75
		104	5520		13.00	12.71
		116	5580		13.00	12.75
		120	5600		13.00	12.76
		136	5680		13.00	12.69
		140	5700		13.00	12.76
		144	5720		13.00	12.81
	802.11n40-HT0	102	5510	MCS0	13.00	12.85
		110	5550		13.00	12.83
		118	5590		13.00	12.65
		134	5670		13.00	12.84
		142	5710		13.00	12.85
	802.11ac40-VHT0	102	5510	MCS0	13.00	12.80
		110	5550		13.00	12.82
		118	5590		13.00	12.84
		134	5670		13.00	12.85
		142	5710		13.00	12.84
	802.11ax40-HE0	102	5510	MCS0	13.00	12.68
		110	5550		13.00	12.78
		118	5590		13.00	12.72
		134	5670		13.00	12.77
		142	5710		13.00	12.72
	802.11ac80-VHT0	106	5530	MCS0	13.00	12.92
		122	5610		13.00	12.85
		138	5690		13.00	12.99
	802.11ax80-HE0	106	5530	MCS0	13.00	12.82
		122	5610		13.00	12.71
		138	5690		13.00	12.85

Unless otherwise stated the results shown in this test report refer only to the sample(s) tested and such sample(s) are retained for 90 days only.
除非另有說明，此報告結果僅對測試之樣品負責，同時此樣品僅保留90天。本報告未經本公司書面許可，不可部份複製。
This document is issued by the Company subject to its General Conditions of Service printed overleaf, available on request or accessible at http://www.sgs.com.tw/Terms-and-Conditions and for electronic format documents, subject to Terms and Conditions for Electronic Documents at http://www.sgs.com.tw/Terms-and-Conditions. Attention is drawn to the limitation of liability, indemnification and jurisdiction issues defined therein. Any holder of this document is advised that information contained hereon reflects the Company's findings at the time of its intervention only and within the limits of Client's instructions, if any. The Company's sole responsibility is to its Client and this document does not exonerate parties to a transaction from exercising all their rights and obligations under the transaction documents. This document cannot be reproduced except in full, without prior written approval of the Company. Any unauthorized alteration, forgery or falsification of the content or appearance of this document is unlawful and offenders may be prosecuted to the fullest extent of the law.

Tx2 Antenna						
Band	Mode	Channel	Frequency (MHz)	Data Rate	Max. Rated Avg. Power + Max. Tolerance (dBm)	Average power (dBm)
5800 MHz	802.11a	149	5745	6Mbps	12.50	12.27
		157	5785		12.50	12.32
		165	5825		12.50	12.24
	802.11n20-HT0	149	5745	MCS0	12.50	12.20
		157	5785		12.50	12.22
		165	5825		12.50	12.25
	802.11ac20-VHT0	149	5745	MCS0	12.50	12.34
		157	5785		12.50	12.19
		165	5825		12.50	12.21
	802.11ax20-HE0	149	5745	MCS0	12.50	12.32
		157	5785		12.50	12.23
		165	5825		12.50	12.35
	802.11n40-HT0	151	5755	MCS0	12.50	12.46
		159	5795		12.50	12.44
	802.11ac40-VHT0	151	5755	MCS0	12.50	12.18
		159	5795		12.50	12.33
	802.11ax40-HE0	151	5755	MCS0	12.50	12.27
		159	5795		12.50	12.23
	802.11ac80-VHT0	155	5775	MCS0	12.50	12.46
	802.11ax80-HE0	155	5775	MCS0	12.50	12.20

Unless otherwise stated the results shown in this test report refer only to the sample(s) tested and such sample(s) are retained for 90 days only.
除非另有說明，此報告結果僅對測試之樣品負責，同時此樣品僅保留90天。本報告未經本公司書面許可，不可部份複製。
This document is issued by the Company subject to its General Conditions of Service printed overleaf, available on request or accessible at http://www.sgs.com.tw/Terms-and-Conditions and for electronic format documents, subject to Terms and Conditions for Electronic Documents at http://www.sgs.com.tw/Terms-and-Conditions. Attention is drawn to the limitation of liability, indemnification and jurisdiction issues defined therein. Any holder of this document is advised that information contained hereon reflects the Company's findings at the time of its intervention only and within the limits of Client's instructions, if any. The Company's sole responsibility is to its Client and this document does not exonerate parties to a transaction from exercising all their rights and obligations under the transaction documents. This document cannot be reproduced except in full, without prior written approval of the Company. Any unauthorized alteration, forgery or falsification of the content or appearance of this document is unlawful and offenders may be prosecuted to the fullest extent of the law.

Tx1

Tx1 Antenna						
Band	Mode	Channel	Frequency (MHz)	Data Rate	Max. Rated Avg. Power + Max. Tolerance (dBm)	Average power (dBm)
2450 MHz	802.11b	1	2412	1Mbps	16.00	15.98
		6	2437		16.00	15.93
		11	2462		16.00	15.86
		12	2467		16.00	15.81
		13	2472		16.00	15.94
	802.11g	1	2412	6Mbps	16.00	15.80
		2	2417		16.00	15.90
		6	2437		16.00	15.92
		10	2457		16.00	15.95
		11	2462		16.00	15.79
		12	2467		12.00	11.95
		13	2472		11.50	11.29
	802.11n20-HT0	1	2412	MCS0	16.00	15.82
		2	2417		16.00	15.83
		6	2437		16.00	15.89
		10	2457		16.00	15.82
		11	2462		16.00	15.85
		12	2467		12.00	11.87
		13	2472		11.50	11.35
	802.11ax20-HE0	1	2412	MCS0	16.00	15.86
		2	2417		16.00	15.87
		6	2437		16.00	15.89
		10	2457		16.00	15.95
		11	2462		16.00	15.84
		12	2467		12.00	11.79
		13	2472		11.50	11.41
	802.11n40-HT0	3	2422	MCS0	14.50	14.41
		4	2427		14.50	14.39
		6	2437		16.00	15.78
		8	2447		14.00	13.88
		9	2452		14.00	13.85
		10	2457		11.00	10.83
		11	2462		10.50	10.28
	802.11ax40-HE0	3	2422	MCS0	14.50	14.30
		4	2427		14.50	14.47
		6	2437		16.00	15.97
		8	2447		14.00	13.92
		9	2452		14.00	13.95
		10	2457		11.00	10.89
		11	2462		10.50	10.31

Unless otherwise stated the results shown in this test report refer only to the sample(s) tested and such sample(s) are retained for 90 days only.
除非另有說明，此報告結果僅對測試之樣品負責，同時此樣品僅保留90天。本報告未經本公司書面許可，不可部份複製。
This document is issued by the Company subject to its General Conditions of Service printed overleaf, available on request or accessible at http://www.sgs.com.tw/Terms-and-Conditions and for electronic format documents, subject to Terms and Conditions for Electronic Documents at http://www.sgs.com.tw/Terms-and-Conditions. Attention is drawn to the limitation of liability, indemnification and jurisdiction issues defined therein. Any holder of this document is advised that information contained hereon reflects the Company's findings at the time of its intervention only and within the limits of Client's instructions, if any. The Company's sole responsibility is to its Client and this document does not exonerate parties to a transaction from exercising all their rights and obligations under the transaction documents. This document cannot be reproduced except in full, without prior written approval of the Company. Any unauthorized alteration, forgery or falsification of the content or appearance of this document is unlawful and offenders may be prosecuted to the fullest extent of the law.

Tx1 Antenna						
Band	Mode	Channel	Frequency (MHz)	Data Rate	Max. Rated Avg. Power + Max. Tolerance (dBm)	Average power (dBm)
5.15-5.25 GHz	802.11a	36	5180	6Mbps	12.50	12.41
		40	5200		12.50	12.28
		44	5220		12.50	12.23
		48	5240		12.50	12.35
	802.11n20-HT0	36	5180	MCS0	12.50	12.41
		40	5200		12.50	12.48
		44	5220		12.50	12.37
		48	5240		12.50	12.35
	802.11ac20-VHT0	36	5180	MCS0	12.50	12.40
		40	5200		12.50	12.32
		44	5220		12.50	12.30
		48	5240		12.50	12.43
	802.11ax20-HE0	36	5180	MCS0	12.50	12.43
		40	5200		12.50	12.44
		44	5220		12.50	12.39
		48	5240		12.50	12.37
	802.11n40-HT0	38	5190	MCS0	12.50	12.40
		46	5230		12.50	12.44
	802.11ac40-VHT0	38	5190	MCS0	12.50	12.45
		46	5230		12.50	12.36
	802.11ax40-HE0	38	5190	MCS0	12.50	12.31
		46	5230		12.50	12.36
	802.11ac80-VHT0	42	5210	MCS0	12.50	12.45
	802.11ax80-HE0	42	5210	MCS0	12.50	12.33

Unless otherwise stated the results shown in this test report refer only to the sample(s) tested and such sample(s) are retained for 90 days only.
除非另有說明，此報告結果僅對測試之樣品負責，同時此樣品僅保留90天。本報告未經本公司書面許可，不可部份複製。
This document is issued by the Company subject to its General Conditions of Service printed overleaf, available on request or accessible at http://www.sgs.com.tw/Terms-and-Conditions and for electronic format documents, subject to Terms and Conditions for Electronic Documents at http://www.sgs.com.tw/Terms-and-Conditions. Attention is drawn to the limitation of liability, indemnification and jurisdiction issues defined therein. Any holder of this document is advised that information contained hereon reflects the Company's findings at the time of its intervention only and within the limits of Client's instructions, if any. The Company's sole responsibility is to its Client and this document does not exonerate parties to a transaction from exercising all their rights and obligations under the transaction documents. This document cannot be reproduced except in full, without prior written approval of the Company. Any unauthorized alteration, forgery or falsification of the content or appearance of this document is unlawful and offenders may be prosecuted to the fullest extent of the law.

Tx1 Antenna						
Band	Mode	Channel	Frequency (MHz)	Data Rate	Max. Rated Avg. Power + Max. Tolerance (dBm)	Average power (dBm)
5.25-5.35 GHz	802.11a	52	5260	6Mbps	13.00	12.93
		56	5280		13.00	12.78
		60	5300		13.00	12.87
		64	5320		13.00	12.86
	802.11n20-HT0	52	5260	MCS0	13.00	12.88
		56	5280		13.00	12.91
		60	5300		13.00	12.82
		64	5320		13.00	12.80
	802.11ac20-VHT0	52	5260	MCS0	13.00	12.96
		56	5280		13.00	12.88
		60	5300		13.00	12.85
		64	5320		13.00	12.91
	802.11ax20-HE0	52	5260	MCS0	13.00	12.88
		56	5280		13.00	12.83
		60	5300		13.00	12.92
		64	5320		13.00	12.86
	802.11n40-HT0	54	5270	MCS0	13.00	12.92
		62	5310		13.00	12.89
	802.11ac40-VHT0	54	5270	MCS0	13.00	12.90
		62	5310		13.00	12.86
	802.11ax40-HE0	54	5270	MCS0	13.00	12.81
		62	5310		13.00	12.86
	802.11ac80-VHT0	58	5290	MCS0	13.00	12.82
	802.11ax80-HE0	58	5290	MCS0	13.00	12.78

Unless otherwise stated the results shown in this test report refer only to the sample(s) tested and such sample(s) are retained for 90 days only.
除非另有說明，此報告結果僅對測試之樣品負責，同時此樣品僅保留90天。本報告未經本公司書面許可，不可部份複製。
This document is issued by the Company subject to its General Conditions of Service printed overleaf, available on request or accessible at http://www.sgs.com.tw/Terms-and-Conditions and for electronic format documents, subject to Terms and Conditions for Electronic Documents at http://www.sgs.com.tw/Terms-and-Conditions. Attention is drawn to the limitation of liability, indemnification and jurisdiction issues defined therein. Any holder of this document is advised that information contained hereon reflects the Company's findings at the time of its intervention only and within the limits of Client's instructions, if any. The Company's sole responsibility is to its Client and this document does not exonerate parties to a transaction from exercising all their rights and obligations under the transaction documents. This document cannot be reproduced except in full, without prior written approval of the Company. Any unauthorized alteration, forgery or falsification of the content or appearance of this document is unlawful and offenders may be prosecuted to the fullest extent of the law.

Tx1 Antenna						
Band	Mode	Channel	Frequency (MHz)	Data Rate	Max. Rated Avg. Power + Max. Tolerance (dBm)	Average power (dBm)
5600 MHz	802.11a	100	5500	6Mbps	13.00	12.96
		104	5520		13.00	12.87
		116	5580		13.00	12.96
		120	5600		13.00	12.82
		136	5680		13.00	12.77
		140	5700		13.00	12.86
		144	5720		13.00	12.82
	802.11n20-HT0	100	5500	MCS0	13.00	12.78
		104	5520		13.00	12.91
		116	5580		13.00	12.94
		120	5600		13.00	12.95
		136	5680		13.00	12.87
		140	5700		13.00	12.97
		144	5720		13.00	12.90
	802.11ac20-VHT0	100	5500	MCS0	13.00	12.80
		104	5520		13.00	12.91
		116	5580		13.00	12.93
		120	5600		13.00	12.86
		136	5680		13.00	12.90
		140	5700		13.00	12.96
		144	5720		13.00	12.80
	802.11ax20-HE0	100	5500	MCS0	13.00	12.97
		104	5520		13.00	12.79
		116	5580		13.00	12.85
		120	5600		13.00	12.88
		136	5680		13.00	12.86
		140	5700		13.00	12.78
		144	5720		13.00	12.78
	802.11n40-HT0	102	5510	MCS0	13.00	12.89
		110	5550		13.00	12.93
		118	5590		13.00	12.94
		134	5670		13.00	12.95
		142	5710		13.00	12.89
	802.11ac40-VHT0	102	5510	MCS0	13.00	12.86
		110	5550		13.00	12.84
		118	5590		13.00	12.97
		134	5670		13.00	12.93
		142	5710		13.00	12.84
	802.11ax40-HE0	102	5510	MCS0	13.00	12.94
		110	5550		13.00	12.86
		118	5590		13.00	12.96
		134	5670		13.00	12.90
		142	5710		13.00	12.95
	802.11ac80-VHT0	106	5530	MCS0	13.00	12.96
		122	5610		13.00	12.89
		138	5690		13.00	13.00
	802.11ax80-HE0	106	5530	MCS0	13.00	12.90
		122	5610		13.00	12.79
		138	5690		13.00	12.87

Unless otherwise stated the results shown in this test report refer only to the sample(s) tested and such sample(s) are retained for 90 days only.
除非另有說明，此報告結果僅對測試之樣品負責，同時此樣品僅保留90天。本報告未經本公司書面許可，不可部份複製。
This document is issued by the Company subject to its General Conditions of Service printed overleaf, available on request or accessible at http://www.sgs.com.tw/Terms-and-Conditions and for electronic format documents, subject to Terms and Conditions for Electronic Documents at http://www.sgs.com.tw/Terms-and-Conditions. Attention is drawn to the limitation of liability, indemnification and jurisdiction issues defined therein. Any holder of this document is advised that information contained hereon reflects the Company's findings at the time of its intervention only and within the limits of Client's instructions, if any. The Company's sole responsibility is to its Client and this document does not exonerate parties to a transaction from exercising all their rights and obligations under the transaction documents. This document cannot be reproduced except in full, without prior written approval of the Company. Any unauthorized alteration, forgery or falsification of the content or appearance of this document is unlawful and offenders may be prosecuted to the fullest extent of the law.

Tx1 Antenna						
Band	Mode	Channel	Frequency (MHz)	Data Rate	Max. Rated Avg. Power + Max. Tolerance (dBm)	Average power (dBm)
5800 MHz	802.11a	149	5745	6Mbps	12.50	12.33
		157	5785		12.50	12.34
		165	5825		12.50	12.38
	802.11n20-HT0	149	5745	MCS0	12.50	12.29
		157	5785		12.50	12.41
		165	5825		12.50	12.33
	802.11ac20-VHT0	149	5745	MCS0	12.50	12.45
		157	5785		12.50	12.43
		165	5825		12.50	12.46
	802.11ax20-HE0	149	5745	MCS0	12.50	12.42
		157	5785		12.50	12.29
		165	5825		12.50	12.30
	802.11n40-HT0	151	5755	MCS0	12.50	12.46
		159	5795		12.50	12.45
	802.11ac40-VHT0	151	5755	MCS0	12.50	12.42
		159	5795		12.50	12.33
	802.11ax40-HE0	151	5755	MCS0	12.50	12.43
		159	5795		12.50	12.31
	802.11ac80-VHT0	155	5775	MCS0	12.50	12.43
	802.11ax80-HE0	155	5775	MCS0	12.50	12.45

Unless otherwise stated the results shown in this test report refer only to the sample(s) tested and such sample(s) are retained for 90 days only.
除非另有說明，此報告結果僅對測試之樣品負責，同時此樣品僅保留90天。本報告未經本公司書面許可，不可部份複製。
This document is issued by the Company subject to its General Conditions of Service printed overleaf, available on request or accessible at http://www.sgs.com.tw/Terms-and-Conditions and for electronic format documents, subject to Terms and Conditions for Electronic Documents at http://www.sgs.com.tw/Terms-and-Conditions. Attention is drawn to the limitation of liability, indemnification and jurisdiction issues defined therein. Any holder of this document is advised that information contained hereon reflects the Company's findings at the time of its intervention only and within the limits of Client's instructions, if any. The Company's sole responsibility is to its Client and this document does not exonerate parties to a transaction from exercising all their rights and obligations under the transaction documents. This document cannot be reproduced except in full, without prior written approval of the Company. Any unauthorized alteration, forgery or falsification of the content or appearance of this document is unlawful and offenders may be prosecuted to the fullest extent of the law.

Notebook mode

Tx2

Tx2 Antenna						
Band	Mode	Channel	Frequency (MHz)	Data Rate	Max. Rated Avg. Power + Max. Tolerance (dBm)	Average power (dBm)
2450 MHz	802.11b	1	2412	1Mbps	20.00	19.89
		2	2417		20.50	20.39
		6	2437		20.50	20.42
		10	2457		20.50	20.48
		11	2462		17.00	16.83
		12	2467		14.50	14.39
		13	2472		11.00	10.84
	802.11g	1	2412	6Mbps	17.00	16.73
		2	2417		17.00	16.79
		6	2437		20.50	20.43
		10	2457		16.50	16.29
		11	2462		16.50	16.39
		12	2467		12.00	11.98
		13	2472		11.50	11.42
	802.11n20-HT0	1	2412	MCS0	17.00	16.90
		2	2417		17.00	16.94
		6	2437		20.50	20.46
		10	2457		16.50	16.47
		11	2462		16.50	16.41
		12	2467		12.00	11.87
		13	2472		11.50	11.29
	802.11ax20-HE0	1	2412	MCS0	17.00	16.96
		2	2417		17.00	16.84
		6	2437		20.50	20.30
		10	2457		16.50	16.47
		11	2462		16.50	16.29
		12	2467		12.00	11.85
		13	2472		11.50	11.44
	802.11n40-HT0	3	2422	MCS0	14.50	14.47
		4	2427		14.50	14.43
		6	2437		16.50	16.28
		8	2447		14.00	13.81
		9	2452		14.00	13.87
		10	2457		11.00	10.96
		11	2462		10.50	10.45
	802.11ax40-HE0	3	2422	MCS0	14.50	14.38
		4	2427		14.50	14.41
		6	2437		16.50	16.29
		8	2447		14.00	13.87
		9	2452		14.00	13.80
		10	2457		11.00	10.96
		11	2462		10.50	10.46

Unless otherwise stated the results shown in this test report refer only to the sample(s) tested and such sample(s) are retained for 90 days only.
除非另有說明，此報告結果僅對測試之樣品負責，同時此樣品僅保留90天。本報告未經本公司書面許可，不可部份複製。
This document is issued by the Company subject to its General Conditions of Service printed overleaf, available on request or accessible at http://www.sgs.com.tw/Terms-and-Conditions and for electronic format documents, subject to Terms and Conditions for Electronic Documents at http://www.sgs.com.tw/Terms-and-Conditions. Attention is drawn to the limitation of liability, indemnification and jurisdiction issues defined therein. Any holder of this document is advised that information contained hereon reflects the Company's findings at the time of its intervention only and within the limits of Client's instructions, if any. The Company's sole responsibility is to its Client and this document does not exonerate parties to a transaction from exercising all their rights and obligations under the transaction documents. This document cannot be reproduced except in full, without prior written approval of the Company. Any unauthorized alteration, forgery or falsification of the content or appearance of this document is unlawful and offenders may be prosecuted to the fullest extent of the law.

Tx2 Antenna						
Band	Mode	Channel	Frequency (MHz)	Data Rate	Max. Rated Avg. Power + Max. Tolerance (dBm)	Average power (dBm)
5.15-5.25 GHz	802.11a	36	5180	6Mbps	18.50	18.40
		40	5200		18.50	18.47
		44	5220		18.50	18.39
		48	5240		18.50	18.29
	802.11n20-HT0	36	5180	MCS0	18.50	18.30
		40	5200		18.50	18.43
		44	5220		18.50	18.40
		48	5240		18.50	18.32
	802.11ac20-VHT0	36	5180	MCS0	18.50	18.34
		40	5200		18.50	18.40
		44	5220		18.50	18.41
		48	5240		18.50	18.44
	802.11ax20-HE0	36	5180	MCS0	18.50	18.48
		40	5200		18.50	18.34
		44	5220		18.50	18.32
		48	5240		18.50	18.35
	802.11n40-HT0	38	5190	MCS0	16.00	15.92
		46	5230		19.50	19.40
	802.11ac40-VHT0	38	5190	MCS0	16.00	15.86
		46	5230		19.50	19.43
	802.11ax40-HE0	38	5190	MCS0	16.00	15.90
		46	5230		19.50	19.44
	802.11ac80-VHT0	42	5210	MCS0	15.50	15.44
	802.11ax80-HE0	42	5210	MCS0	15.50	15.45

Unless otherwise stated the results shown in this test report refer only to the sample(s) tested and such sample(s) are retained for 90 days only.
除非另有說明，此報告結果僅對測試之樣品負責，同時此樣品僅保留90天。本報告未經本公司書面許可，不可部份複製。
This document is issued by the Company subject to its General Conditions of Service printed overleaf, available on request or accessible at http://www.sgs.com.tw/Terms-and-Conditions and for electronic format documents, subject to Terms and Conditions for Electronic Documents at http://www.sgs.com.tw/Terms-and-Conditions. Attention is drawn to the limitation of liability, indemnification and jurisdiction issues defined therein. Any holder of this document is advised that information contained hereon reflects the Company's findings at the time of its intervention only and within the limits of Client's instructions, if any. The Company's sole responsibility is to its Client and this document does not exonerate parties to a transaction from exercising all their rights and obligations under the transaction documents. This document cannot be reproduced except in full, without prior written approval of the Company. Any unauthorized alteration, forgery or falsification of the content or appearance of this document is unlawful and offenders may be prosecuted to the fullest extent of the law.

Tx2 Antenna						
Band	Mode	Channel	Frequency (MHz)	Data Rate	Max. Rated Avg. Power + Max. Tolerance (dBm)	Average power (dBm)
5.25-5.35 GHz	802.11a	52	5260	6Mbps	18.50	18.41
		56	5280		18.50	18.45
		60	5300		18.50	18.29
		64	5320		18.50	18.40
	802.11n20-HT0	52	5260	MCS0	18.50	18.36
		56	5280		18.50	18.44
		60	5300		18.50	18.46
		64	5320		18.50	18.39
	802.11ac20-VHT0	52	5260	MCS0	18.50	18.41
		56	5280		18.50	18.46
		60	5300		18.50	18.43
		64	5320		18.50	18.34
	802.11ax20-HE0	52	5260	MCS0	18.50	18.31
		56	5280		18.50	18.34
		60	5300		18.50	18.48
		64	5320		18.50	18.34
	802.11n40-HT0	54	5270	MCS0	19.50	19.43
		62	5310		16.00	15.91
	802.11ac40-VHT0	54	5270	MCS0	19.50	19.35
		62	5310		16.00	15.82
	802.11ax40-HE0	54	5270	MCS0	19.50	19.46
		62	5310		16.00	15.84
	802.11ac80-VHT0	58	5290	MCS0	15.50	15.29
	802.11ax80-HE0	58	5290	MCS0	15.50	15.39

Unless otherwise stated the results shown in this test report refer only to the sample(s) tested and such sample(s) are retained for 90 days only.
除非另有說明，此報告結果僅對測試之樣品負責，同時此樣品僅保留90天。本報告未經本公司書面許可，不可部份複製。
This document is issued by the Company subject to its General Conditions of Service printed overleaf, available on request or accessible at http://www.sgs.com.tw/Terms-and-Conditions and for electronic format documents, subject to Terms and Conditions for Electronic Documents at http://www.sgs.com.tw/Terms-and-Conditions. Attention is drawn to the limitation of liability, indemnification and jurisdiction issues defined therein. Any holder of this document is advised that information contained hereon reflects the Company's findings at the time of its intervention only and within the limits of Client's instructions, if any. The Company's sole responsibility is to its Client and this document does not exonerate parties to a transaction from exercising all their rights and obligations under the transaction documents. This document cannot be reproduced except in full, without prior written approval of the Company. Any unauthorized alteration, forgery or falsification of the content or appearance of this document is unlawful and offenders may be prosecuted to the fullest extent of the law.

Tx2 Antenna						
Band	Mode	Channel	Frequency (MHz)	Data Rate	Max. Rated Avg. Power + Max. Tolerance (dBm)	Average power (dBm)
5600 MHz	802.11a	100	5500	6Mbps	18.50	18.29
		104	5520		18.50	18.32
		116	5580		18.50	18.34
		120	5600		18.50	18.38
		136	5680		18.50	18.44
		140	5700		17.50	17.33
		144	5720		18.50	18.28
	802.11n20-HT0	100	5500	MCS0	18.50	18.39
		104	5520		18.50	18.34
		116	5580		18.50	18.29
		120	5600		18.50	18.31
		136	5680		18.50	18.45
		140	5700		17.50	17.40
		144	5720		18.50	18.46
	802.11ac20-VHT0	100	5500	MCS0	18.50	18.38
		104	5520		18.50	18.35
		116	5580		18.50	18.38
		120	5600		18.50	18.42
		136	5680		18.50	18.33
		140	5700		17.50	17.40
		144	5720		18.50	18.37
	802.11ax20-HE0	100	5500	MCS0	18.50	18.31
		104	5520		18.50	18.35
		116	5580		18.50	18.36
		120	5600		18.50	18.42
		136	5680		18.50	18.38
		140	5700		17.50	17.45
		144	5720		18.50	18.29
	802.11n40-HT0	102	5510	MCS0	15.50	15.36
		110	5550		19.50	19.48
		118	5590		19.50	19.40
		134	5670		18.50	18.41
		142	5710		19.50	19.46
	802.11ac40-VHT0	102	5510	MCS0	15.50	15.35
		110	5550		19.50	19.41
		118	5590		19.50	19.34
		134	5670		18.50	18.36
		142	5710		19.50	19.44
	802.11ax40-HE0	102	5510	MCS0	15.50	15.36
		110	5550		19.50	19.36
		118	5590		19.50	19.46
		134	5670		18.50	18.46
		142	5710		19.50	19.43
	802.11ac80-VHT0	106	5530	MCS0	15.50	15.35
		122	5610		19.50	19.31
		138	5690		19.50	19.35
	802.11ax80-HE0	106	5530	MCS0	15.50	15.41
		122	5610		19.50	19.34
		138	5690		19.50	19.39

Unless otherwise stated the results shown in this test report refer only to the sample(s) tested and such sample(s) are retained for 90 days only.
除非另有說明，此報告結果僅對測試之樣品負責，同時此樣品僅保留90天。本報告未經本公司書面許可，不可部份複製。
This document is issued by the Company subject to its General Conditions of Service printed overleaf, available on request or accessible at http://www.sgs.com.tw/Terms-and-Conditions and for electronic format documents, subject to Terms and Conditions for Electronic Documents at http://www.sgs.com.tw/Terms-and-Conditions. Attention is drawn to the limitation of liability, indemnification and jurisdiction issues defined therein. Any holder of this document is advised that information contained hereon reflects the Company's findings at the time of its intervention only and within the limits of Client's instructions, if any. The Company's sole responsibility is to its Client and this document does not exonerate parties to a transaction from exercising all their rights and obligations under the transaction documents. This document cannot be reproduced except in full, without prior written approval of the Company. Any unauthorized alteration, forgery or falsification of the content or appearance of this document is unlawful and offenders may be prosecuted to the fullest extent of the law.

Tx2 Antenna						
Band	Mode	Channel	Frequency (MHz)	Data Rate	Max. Rated Avg. Power + Max. Tolerance (dBm)	Average power (dBm)
5800 MHz	802.11a	149	5745	6Mbps	20.50	20.45
		157	5785		20.50	20.43
		165	5825		20.50	20.44
	802.11n20-HT0	149	5745	MCS0	20.50	20.29
		157	5785		20.50	20.43
		165	5825		20.50	20.47
	802.11ac20-VHT0	149	5745	MCS0	20.50	20.46
		157	5785		20.50	20.37
		165	5825		20.50	20.47
	802.11ax20-HE0	149	5745	MCS0	20.50	20.30
		157	5785		20.50	20.35
		165	5825		20.50	20.36
	802.11n40-HT0	151	5755	MCS0	19.50	19.46
		159	5795		19.50	19.29
	802.11ac40-VHT0	151	5755	MCS0	19.50	19.42
		159	5795		19.50	19.35
	802.11ax40-HE0	151	5755	MCS0	19.50	19.47
		159	5795		19.50	19.37
	802.11ac80-VHT0	155	5775	MCS0	19.50	19.39
	802.11ax80-HE0	155	5775	MCS0	19.50	19.40

Unless otherwise stated the results shown in this test report refer only to the sample(s) tested and such sample(s) are retained for 90 days only.
除非另有說明，此報告結果僅對測試之樣品負責，同時此樣品僅保留90天。本報告未經本公司書面許可，不可部份複製。
This document is issued by the Company subject to its General Conditions of Service printed overleaf, available on request or accessible at http://www.sgs.com.tw/Terms-and-Conditions and for electronic format documents, subject to Terms and Conditions for Electronic Documents at http://www.sgs.com.tw/Terms-and-Conditions. Attention is drawn to the limitation of liability, indemnification and jurisdiction issues defined therein. Any holder of this document is advised that information contained hereon reflects the Company's findings at the time of its intervention only and within the limits of Client's instructions, if any. The Company's sole responsibility is to its Client and this document does not exonerate parties to a transaction from exercising all their rights and obligations under the transaction documents. This document cannot be reproduced except in full, without prior written approval of the Company. Any unauthorized alteration, forgery or falsification of the content or appearance of this document is unlawful and offenders may be prosecuted to the fullest extent of the law.

Tx1

Tx1 Antenna						
Band	Mode	Channel	Frequency (MHz)	Data Rate	Max. Rated Avg. Power + Max. Tolerance (dBm)	Average power (dBm)
2450 MHz	802.11b	1	2412	1Mbps	20.00	19.87
		2	2417		20.50	20.45
		6	2437		20.50	20.35
		10	2457		20.50	20.25
		11	2462		17.00	16.82
		12	2467		14.50	14.45
		13	2472		11.00	10.86
	802.11g	1	2412	6Mbps	17.00	16.94
		2	2417		17.00	16.96
		6	2437		20.50	20.37
		10	2457		16.50	16.40
		11	2462		16.50	16.37
		12	2467		12.00	11.29
		13	2472		11.50	11.47
	802.11n20-HT0	1	2412	MCS0	17.00	16.84
		2	2417		17.00	16.83
		6	2437		20.50	20.31
		10	2457		16.50	16.40
		11	2462		16.50	16.41
		12	2467		12.00	11.89
		13	2472		11.50	11.33
	802.11ax20-HE0	1	2412	MCS0	17.00	16.76
		2	2417		17.00	16.98
		6	2437		20.50	20.29
		10	2457		16.50	16.37
		11	2462		16.50	16.38
		12	2467		12.00	11.29
		13	2472		11.50	11.36
	802.11n40-HT0	3	2422	MCS0	14.50	14.36
		4	2427		14.50	14.27
		6	2437		16.50	16.29
		8	2447		14.00	13.80
		9	2452		14.00	13.80
		10	2457		11.00	10.89
		11	2462		10.50	10.47
	802.11ax40-HE0	3	2422	MCS0	14.50	14.36
		4	2427		14.50	14.46
		6	2437		16.50	16.44
		8	2447		14.00	13.88
		9	2452		14.00	13.86
		10	2457		11.00	10.97
		11	2462		10.50	10.44

Unless otherwise stated the results shown in this test report refer only to the sample(s) tested and such sample(s) are retained for 90 days only.
除非另有說明，此報告結果僅對測試之樣品負責，同時此樣品僅保留90天。本報告未經本公司書面許可，不可部份複製。
This document is issued by the Company subject to its General Conditions of Service printed overleaf, available on request or accessible at http://www.sgs.com.tw/Terms-and-Conditions and for electronic format documents, subject to Terms and Conditions for Electronic Documents at http://www.sgs.com.tw/Terms-and-Conditions. Attention is drawn to the limitation of liability, indemnification and jurisdiction issues defined therein. Any holder of this document is advised that information contained hereon reflects the Company's findings at the time of its intervention only and within the limits of Client's instructions, if any. The Company's sole responsibility is to its Client and this document does not exonerate parties to a transaction from exercising all their rights and obligations under the transaction documents. This document cannot be reproduced except in full, without prior written approval of the Company. Any unauthorized alteration, forgery or falsification of the content or appearance of this document is unlawful and offenders may be prosecuted to the fullest extent of the law.

Tx1 Antenna						
Band	Mode	Channel	Frequency (MHz)	Data Rate	Max. Rated Avg. Power + Max. Tolerance (dBm)	Average power (dBm)
5.15-5.25 GHz	802.11a	36	5180	6Mbps	18.50	18.35
		40	5200		18.50	18.31
		44	5220		18.50	18.33
		48	5240		18.50	18.41
	802.11n20-HT0	36	5180	MCS0	18.50	18.30
		40	5200		18.50	18.39
		44	5220		18.50	18.32
		48	5240		18.50	18.41
	802.11ac20-VHT0	36	5180	MCS0	18.50	18.40
		40	5200		18.50	18.41
		44	5220		18.50	18.34
		48	5240		18.50	18.33
	802.11ax20-HE0	36	5180	MCS0	18.50	18.38
		40	5200		18.50	18.43
		44	5220		18.50	18.39
		48	5240		18.50	18.25
	802.11n40-HT0	38	5190	MCS0	16.00	15.93
		46	5230		19.50	19.45
	802.11ac40-VHT0	38	5190	MCS0	16.00	15.93
		46	5230		19.50	19.40
	802.11ax40-HE0	38	5190	MCS0	16.00	15.85
		46	5230		19.50	19.40
	802.11ac80-VHT0	42	5210	MCS0	15.50	15.32
	802.11ax80-HE0	42	5210	MCS0	15.50	15.34

Unless otherwise stated the results shown in this test report refer only to the sample(s) tested and such sample(s) are retained for 90 days only.
除非另有說明，此報告結果僅對測試之樣品負責，同時此樣品僅保留90天。本報告未經本公司書面許可，不可部份複製。
This document is issued by the Company subject to its General Conditions of Service printed overleaf, available on request or accessible at http://www.sgs.com.tw/Terms-and-Conditions and for electronic format documents, subject to Terms and Conditions for Electronic Documents at http://www.sgs.com.tw/Terms-and-Conditions. Attention is drawn to the limitation of liability, indemnification and jurisdiction issues defined therein. Any holder of this document is advised that information contained hereon reflects the Company's findings at the time of its intervention only and within the limits of Client's instructions, if any. The Company's sole responsibility is to its Client and this document does not exonerate parties to a transaction from exercising all their rights and obligations under the transaction documents. This document cannot be reproduced except in full, without prior written approval of the Company. Any unauthorized alteration, forgery or falsification of the content or appearance of this document is unlawful and offenders may be prosecuted to the fullest extent of the law.

Tx1 Antenna						
Band	Mode	Channel	Frequency (MHz)	Data Rate	Max. Rated Avg. Power + Max. Tolerance (dBm)	Average power (dBm)
5.25-5.35 GHz	802.11a	52	5260	6Mbps	18.50	18.26
		56	5280		18.50	18.36
		60	5300		18.50	18.42
		64	5320		18.50	18.28
	802.11n20-HT0	52	5260	MCS0	18.50	18.34
		56	5280		18.50	18.30
		60	5300		18.50	18.25
		64	5320		18.50	18.39
	802.11ac20-VHT0	52	5260	MCS0	18.50	18.32
		56	5280		18.50	18.43
		60	5300		18.50	18.26
		64	5320		18.50	18.44
	802.11ax20-HE0	52	5260	MCS0	18.50	18.41
		56	5280		18.50	18.39
		60	5300		18.50	18.33
		64	5320		18.50	18.40
	802.11n40-HT0	54	5270	MCS0	19.50	19.45
		62	5310		16.00	15.96
	802.11ac40-VHT0	54	5270	MCS0	19.50	19.36
		62	5310		16.00	15.80
	802.11ax40-HE0	54	5270	MCS0	19.50	19.32
		62	5310		16.00	15.84
	802.11ac80-VHT0	58	5290	MCS0	15.50	15.29
	802.11ax80-HE0	58	5290	MCS0	15.50	15.37

Unless otherwise stated the results shown in this test report refer only to the sample(s) tested and such sample(s) are retained for 90 days only.
除非另有說明，此報告結果僅對測試之樣品負責，同時此樣品僅保留90天。本報告未經本公司書面許可，不可部份複製。
This document is issued by the Company subject to its General Conditions of Service printed overleaf, available on request or accessible at http://www.sgs.com.tw/Terms-and-Conditions and for electronic format documents, subject to Terms and Conditions for Electronic Documents at http://www.sgs.com.tw/Terms-and-Conditions. Attention is drawn to the limitation of liability, indemnification and jurisdiction issues defined therein. Any holder of this document is advised that information contained hereon reflects the Company's findings at the time of its intervention only and within the limits of Client's instructions, if any. The Company's sole responsibility is to its Client and this document does not exonerate parties to a transaction from exercising all their rights and obligations under the transaction documents. This document cannot be reproduced except in full, without prior written approval of the Company. Any unauthorized alteration, forgery or falsification of the content or appearance of this document is unlawful and offenders may be prosecuted to the fullest extent of the law.

Tx1 Antenna						
Band	Mode	Channel	Frequency (MHz)	Data Rate	Max. Rated Avg. Power + Max. Tolerance (dBm)	Average power (dBm)
5600 MHz	802.11a	100	5500	6Mbps	18.50	18.28
		104	5520		18.50	18.26
		116	5580		18.50	18.37
		120	5600		18.50	18.30
		136	5680		18.50	18.38
		140	5700		17.50	17.41
		144	5720		18.50	18.29
	802.11n20-HT0	100	5500	MCS0	18.50	18.28
		104	5520		18.50	18.37
		116	5580		18.50	18.38
		120	5600		18.50	18.26
		136	5680		18.50	18.34
		140	5700		17.50	17.30
		144	5720		18.50	18.25
	802.11ac20-VHT0	100	5500	MCS0	18.50	18.27
		104	5520		18.50	18.26
		116	5580		18.50	18.41
		120	5600		18.50	18.28
		136	5680		18.50	18.37
		140	5700		17.50	17.45
		144	5720		18.50	18.40
	802.11ax20-HE0	100	5500	MCS0	18.50	18.35
		104	5520		18.50	18.26
		116	5580		18.50	18.38
		120	5600		18.50	18.26
		136	5680		18.50	18.44
		140	5700		17.50	17.37
		144	5720		18.50	18.30
	802.11n40-HT0	102	5510	MCS0	15.50	15.32
		110	5550		19.50	19.37
		118	5590		19.50	19.26
		134	5670		18.50	18.26
		142	5710		19.50	19.41
	802.11ac40-VHT0	102	5510	MCS0	15.50	15.32
		110	5550		19.50	19.39
		118	5590		19.50	19.41
		134	5670		18.50	18.36
		142	5710		19.50	19.28
	802.11ax40-HE0	102	5510	MCS0	15.50	15.29
		110	5550		19.50	19.27
		118	5590		19.50	19.25
		134	5670		18.50	18.36
		142	5710		19.50	19.44
	802.11ac80-VHT0	106	5530	MCS0	15.50	15.41
		122	5610		19.50	19.43
		138	5690		19.50	19.45
	802.11ax80-HE0	106	5530	MCS0	15.50	15.42
		122	5610		19.50	19.27
		138	5690		19.50	19.36

Unless otherwise stated the results shown in this test report refer only to the sample(s) tested and such sample(s) are retained for 90 days only.
除非另有說明，此報告結果僅對測試之樣品負責，同時此樣品僅保留90天。本報告未經本公司書面許可，不可部份複製。
This document is issued by the Company subject to its General Conditions of Service printed overleaf, available on request or accessible at http://www.sgs.com.tw/Terms-and-Conditions and for electronic format documents, subject to Terms and Conditions for Electronic Documents at http://www.sgs.com.tw/Terms-and-Conditions. Attention is drawn to the limitation of liability, indemnification and jurisdiction issues defined therein. Any holder of this document is advised that information contained hereon reflects the Company's findings at the time of its intervention only and within the limits of Client's instructions, if any. The Company's sole responsibility is to its Client and this document does not exonerate parties to a transaction from exercising all their rights and obligations under the transaction documents. This document cannot be reproduced except in full, without prior written approval of the Company. Any unauthorized alteration, forgery or falsification of the content or appearance of this document is unlawful and offenders may be prosecuted to the fullest extent of the law.

Tx1 Antenna						
Band	Mode	Channel	Frequency (MHz)	Data Rate	Max. Rated Avg. Power + Max. Tolerance (dBm)	Average power (dBm)
5800 MHz	802.11a	149	5745	6Mbps	20.50	20.45
		157	5785		20.50	20.41
		165	5825		20.50	20.39
	802.11n20-HT0	149	5745	MCS0	20.50	20.42
		157	5785		20.50	20.38
		165	5825		20.50	20.37
	802.11ac20-VHT0	149	5745	MCS0	20.50	20.38
		157	5785		20.50	20.30
		165	5825		20.50	20.38
	802.11ax20-HE0	149	5745	MCS0	20.50	20.43
		157	5785		20.50	20.30
		165	5825		20.50	20.33
	802.11n40-HT0	151	5755	MCS0	19.50	19.33
		159	5795		19.50	19.41
	802.11ac40-VHT0	151	5755	MCS0	19.50	19.40
		159	5795		19.50	19.31
	802.11ax40-HE0	151	5755	MCS0	19.50	19.30
		159	5795		19.50	19.25
	802.11ac80-VHT0	155	5775	MCS0	19.50	19.37
	802.11ax80-HE0	155	5775	MCS0	19.50	19.30

Unless otherwise stated the results shown in this test report refer only to the sample(s) tested and such sample(s) are retained for 90 days only.
除非另有說明，此報告結果僅對測試之樣品負責，同時此樣品僅保留90天。本報告未經本公司書面許可，不可部份複製。
This document is issued by the Company subject to its General Conditions of Service printed overleaf, available on request or accessible at http://www.sgs.com.tw/Terms-and-Conditions and for electronic format documents, subject to Terms and Conditions for Electronic Documents at http://www.sgs.com.tw/Terms-and-Conditions. Attention is drawn to the limitation of liability, indemnification and jurisdiction issues defined therein. Any holder of this document is advised that information contained hereon reflects the Company's findings at the time of its intervention only and within the limits of Client's instructions, if any. The Company's sole responsibility is to its Client and this document does not exonerate parties to a transaction from exercising all their rights and obligations under the transaction documents. This document cannot be reproduced except in full, without prior written approval of the Company. Any unauthorized alteration, forgery or falsification of the content or appearance of this document is unlawful and offenders may be prosecuted to the fullest extent of the law.

Bluetooth conducted power table:

Mode	Channel	Frequency (MHz)	1Mbps		2Mbps		3Mbps	
			Max. Rated Avg. Power + Max. Tolerance (dBm)	Average power (dBm)	Max. Rated Avg. Power + Max. Tolerance (dBm)	Average power (dBm)	Max. Rated Avg. Power + Max. Tolerance (dBm)	Average power (dBm)
BR/EDR	CH 00	2402	6.00	5.95	6.00	5.82	6.00	5.81
	CH 39	2441		5.67		5.52		5.53
	CH 78	2480		5.61		5.59		5.60

Mode	Channel	Frequency (MHz)	GFSK	
			Max. Rated Avg. Power + Max. Tolerance (dBm)	Average Output Power (dBm)
LE	CH 00	2402	6	4.12
	CH 19	2440		4.22
	CH 39	2480		4.29

Unless otherwise stated the results shown in this test report refer only to the sample(s) tested and such sample(s) are retained for 90 days only.
除非另有說明，此報告結果僅對測試之樣品負責，同時此樣品僅保留90天。本報告未經本公司書面許可，不可部份複製。
This document is issued by the Company subject to its General Conditions of Service printed overleaf, available on request or accessible at http://www.sgs.com.tw/Terms-and-Conditions and for electronic format documents, subject to Terms and Conditions for Electronic Documents at http://www.sgs.com.tw/Terms-and-Conditions. Attention is drawn to the limitation of liability, indemnification and jurisdiction issues defined therein. Any holder of this document is advised that information contained hereon reflects the Company's findings at the time of its intervention only and within the limits of Client's instructions, if any. The Company's sole responsibility is to its Client and this document does not exonerate parties to a transaction from exercising all their rights and obligations under the transaction documents. This document cannot be reproduced except in full, without prior written approval of the Company. Any unauthorized alteration, forgery or falsification of the content or appearance of this document is unlawful and offenders may be prosecuted to the fullest extent of the law.

BT_duty(2.878/3.729=0.772)

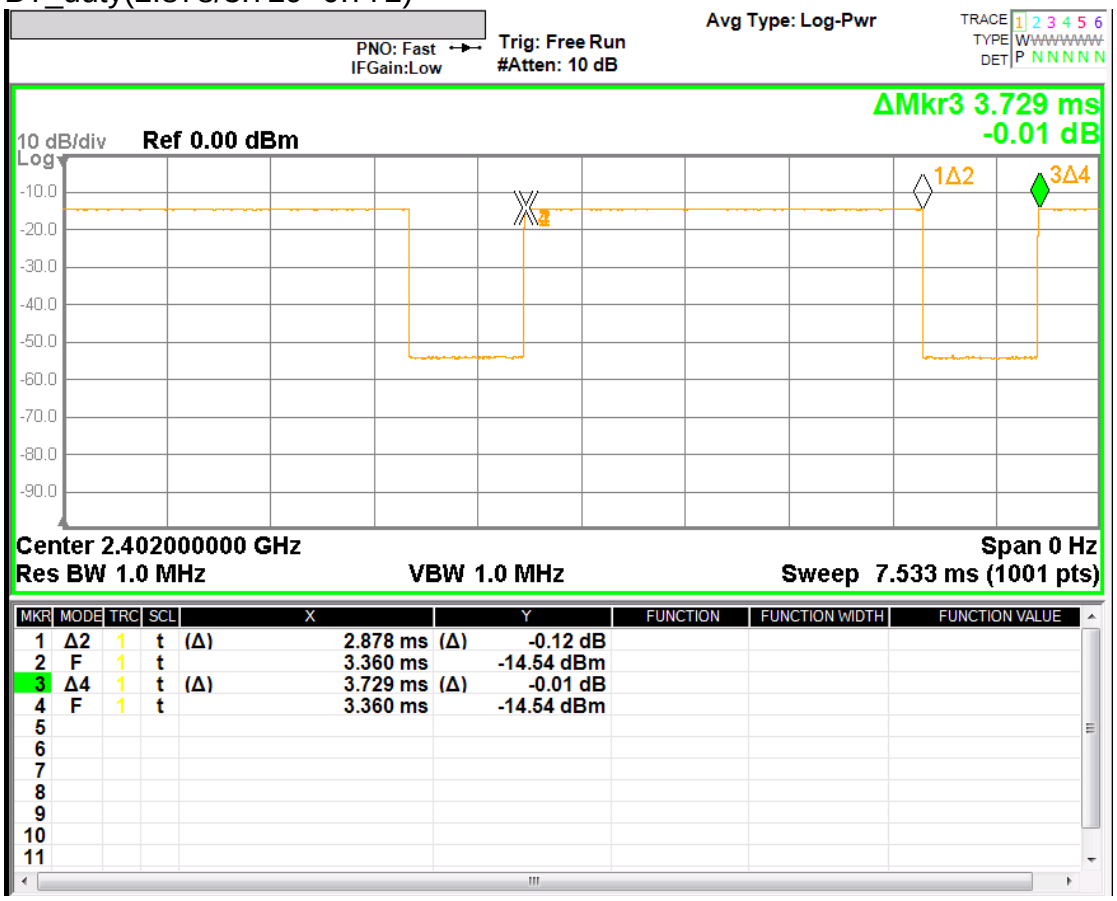

MKR	MODE	TRC	SCL	X		Y		FUNCTION	FUNCTION WIDTH	FUNCTION VALUE
1	Δ2	1	t	(Δ)	2.878 ms	(Δ)	-0.12 dB			
2	F	1	t		3.360 ms		-14.54 dBm			
3	Δ4	1	t	(Δ)	3.729 ms	(Δ)	-0.01 dB			
4	F	1	t		3.360 ms		-14.54 dBm			
5										
6										
7										
8										
9										
10										
11										

Unless otherwise stated the results shown in this test report refer only to the sample(s) tested and such sample(s) are retained for 90 days only.
除非另有說明，此報告結果僅對測試之樣品負責，同時此樣品僅保留90天。本報告未經本公司書面許可，不可部份複製。
This document is issued by the Company subject to its General Conditions of Service printed overleaf, available on request or accessible at http://www.sgs.com.tw/Terms-and-Conditions and for electronic format documents, subject to Terms and Conditions for Electronic Documents at http://www.sgs.com.tw/Terms-and-Conditions. Attention is drawn to the limitation of liability, indemnification and jurisdiction issues defined therein. Any holder of this document is advised that information contained hereon reflects the Company's findings at the time of its intervention only and within the limits of Client's instructions, if any. The Company's sole responsibility is to its Client and this document does not exonerate parties to a transaction from exercising all their rights and obligations under the transaction documents. This document cannot be reproduced except in full, without prior written approval of the Company. Any unauthorized alteration, forgery or falsification of the content or appearance of this document is unlawful and offenders may be prosecuted to the fullest extent of the law.

2.4G b_duty (=1)

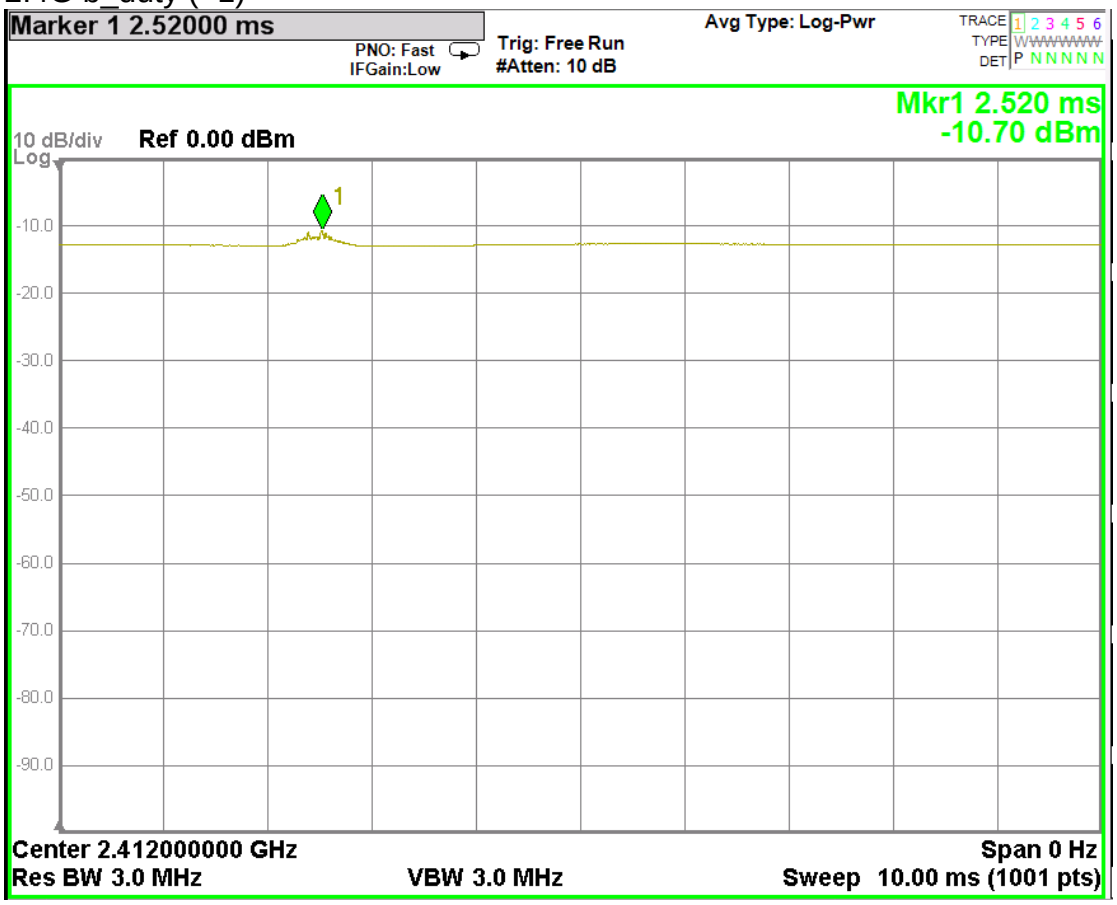

Unless otherwise stated the results shown in this test report refer only to the sample(s) tested and such sample(s) are retained for 90 days only.
除非另有說明，此報告結果僅對測試之樣品負責，同時此樣品僅保留90天。本報告未經本公司書面許可，不可部份複製。
This document is issued by the Company subject to its General Conditions of Service printed overleaf, available on request or accessible at http://www.sgs.com.tw/Terms-and-Conditions and for electronic format documents, subject to Terms and Conditions for Electronic Documents at http://www.sgs.com.tw/Terms-and-Conditions. Attention is drawn to the limitation of liability, indemnification and jurisdiction issues defined therein. Any holder of this document is advised that information contained hereon reflects the Company's findings at the time of its intervention only and within the limits of Client's instructions, if any. The Company's sole responsibility is to its Client and this document does not exonerate parties to a transaction from exercising all their rights and obligations under the transaction documents. This document cannot be reproduced except in full, without prior written approval of the Company. Any unauthorized alteration, forgery or falsification of the content or appearance of this document is unlawful and offenders may be prosecuted to the fullest extent of the law.

5G a_duty(=1)

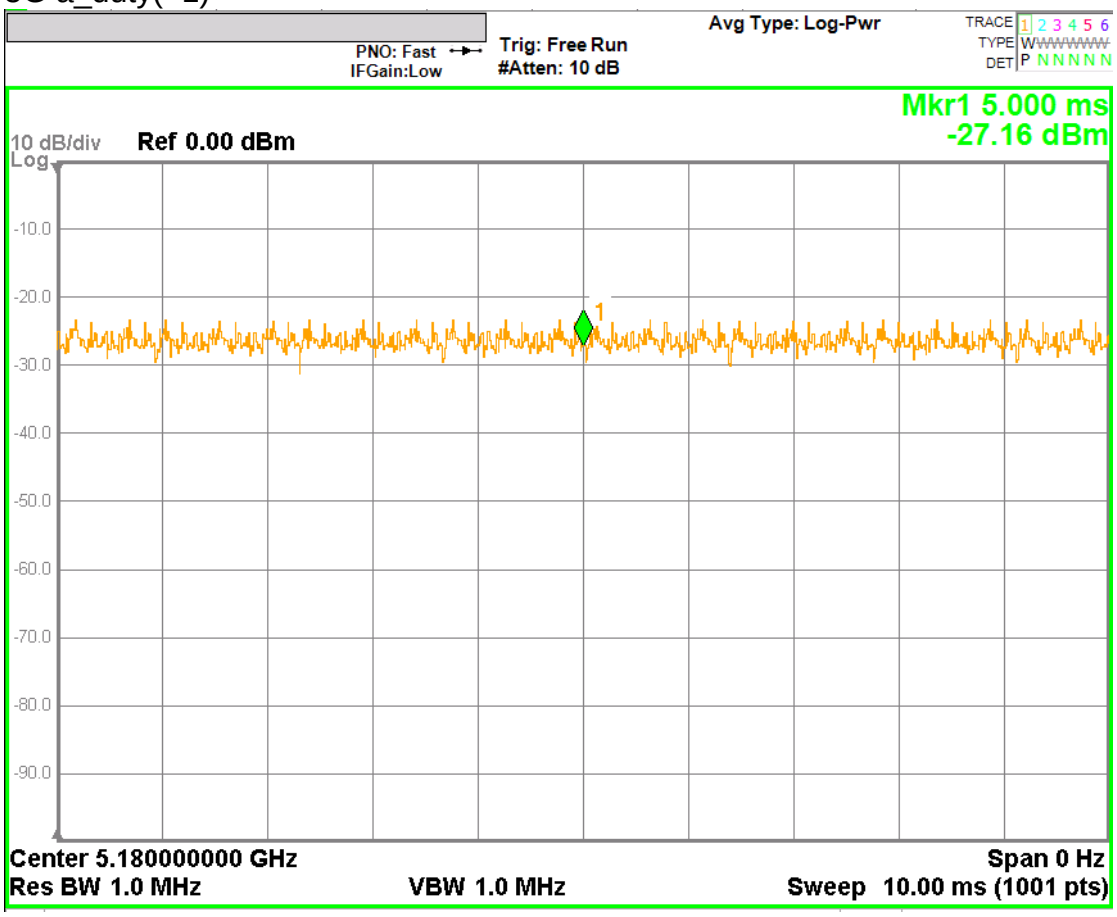

Unless otherwise stated the results shown in this test report refer only to the sample(s) tested and such sample(s) are retained for 90 days only.
除非另有說明，此報告結果僅對測試之樣品負責，同時此樣品僅保留90天。本報告未經本公司書面許可，不可部份複製。
This document is issued by the Company subject to its General Conditions of Service printed overleaf, available on request or accessible at http://www.sgs.com.tw/Terms-and-Conditions and for electronic format documents, subject to Terms and Conditions for Electronic Documents at http://www.sgs.com.tw/Terms-and-Conditions. Attention is drawn to the limitation of liability, indemnification and jurisdiction issues defined therein. Any holder of this document is advised that information contained hereon reflects the Company's findings at the time of its intervention only and within the limits of Client's instructions, if any. The Company's sole responsibility is to its Client and this document does not exonerate parties to a transaction from exercising all their rights and obligations under the transaction documents. This document cannot be reproduced except in full, without prior written approval of the Company. Any unauthorized alteration, forgery or falsification of the content or appearance of this document is unlawful and offenders may be prosecuted to the fullest extent of the law.

5G n(40M)_duty(572/576=0.993)

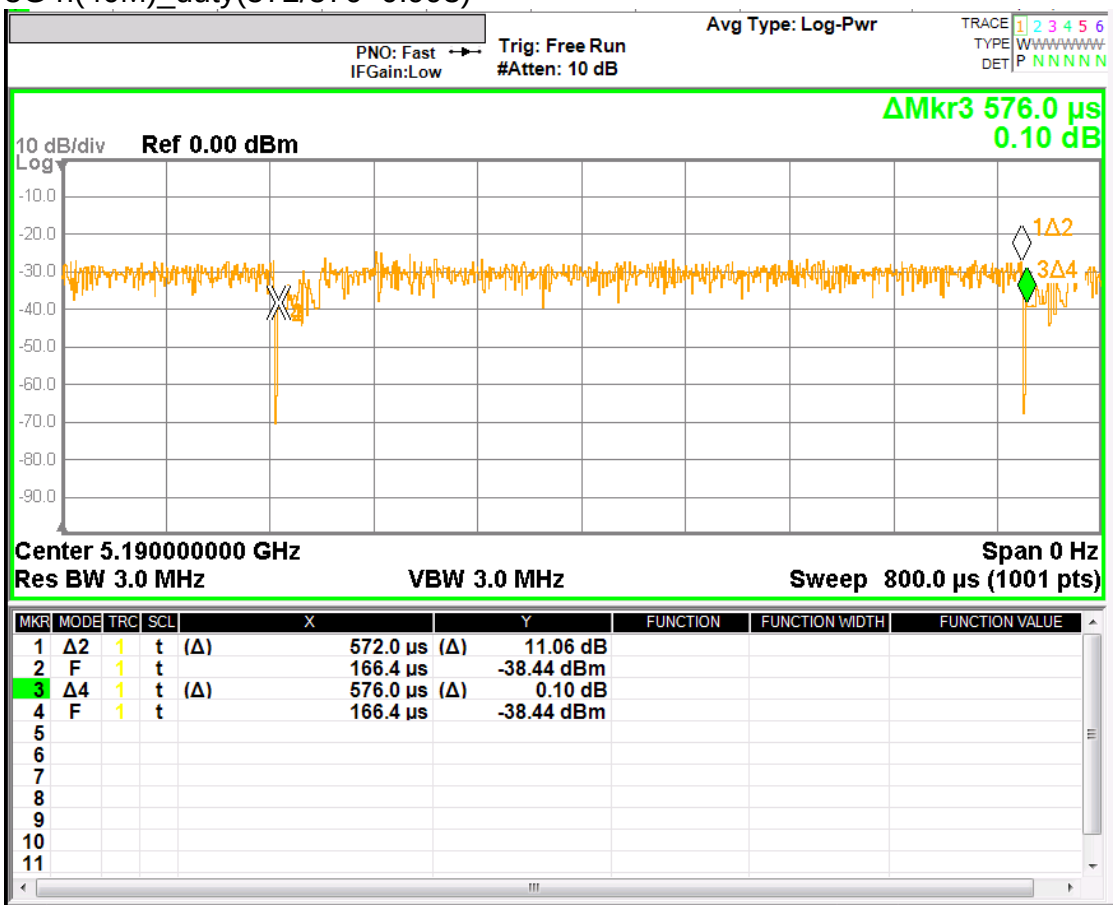

MKR	MODE	TRC	SCL	X		Y		FUNCTION	FUNCTION WIDTH	FUNCTION VALUE
1	Δ2	1	t	(Δ)	572.0 µs	(Δ)	11.06 dB			
2	F	1	t		166.4 µs		-38.44 dBm			
3	Δ4	1	t	(Δ)	576.0 µs	(Δ)	0.10 dB			
4	F	1	t		166.4 µs		-38.44 dBm			
5										
6										
7										
8										
9										
10										
11										

Unless otherwise stated the results shown in this test report refer only to the sample(s) tested and such sample(s) are retained for 90 days only.
除非另有說明，此報告結果僅對測試之樣品負責，同時此樣品僅保留90天。本報告未經本公司書面許可，不可部份複製。
This document is issued by the Company subject to its General Conditions of Service printed overleaf, available on request or accessible at http://www.sgs.com.tw/Terms-and-Conditions and for electronic format documents, subject to Terms and Conditions for Electronic Documents at http://www.sgs.com.tw/Terms-and-Conditions. Attention is drawn to the limitation of liability, indemnification and jurisdiction issues defined therein. Any holder of this document is advised that information contained hereon reflects the Company's findings at the time of its intervention only and within the limits of Client's instructions, if any. The Company's sole responsibility is to its Client and this document does not exonerate parties to a transaction from exercising all their rights and obligations under the transaction documents. This document cannot be reproduced except in full, without prior written approval of the Company. Any unauthorized alteration, forgery or falsification of the content or appearance of this document is unlawful and offenders may be prosecuted to the fullest extent of the law.

5G ac(80M)_duty(288.5/291.5=0.990)

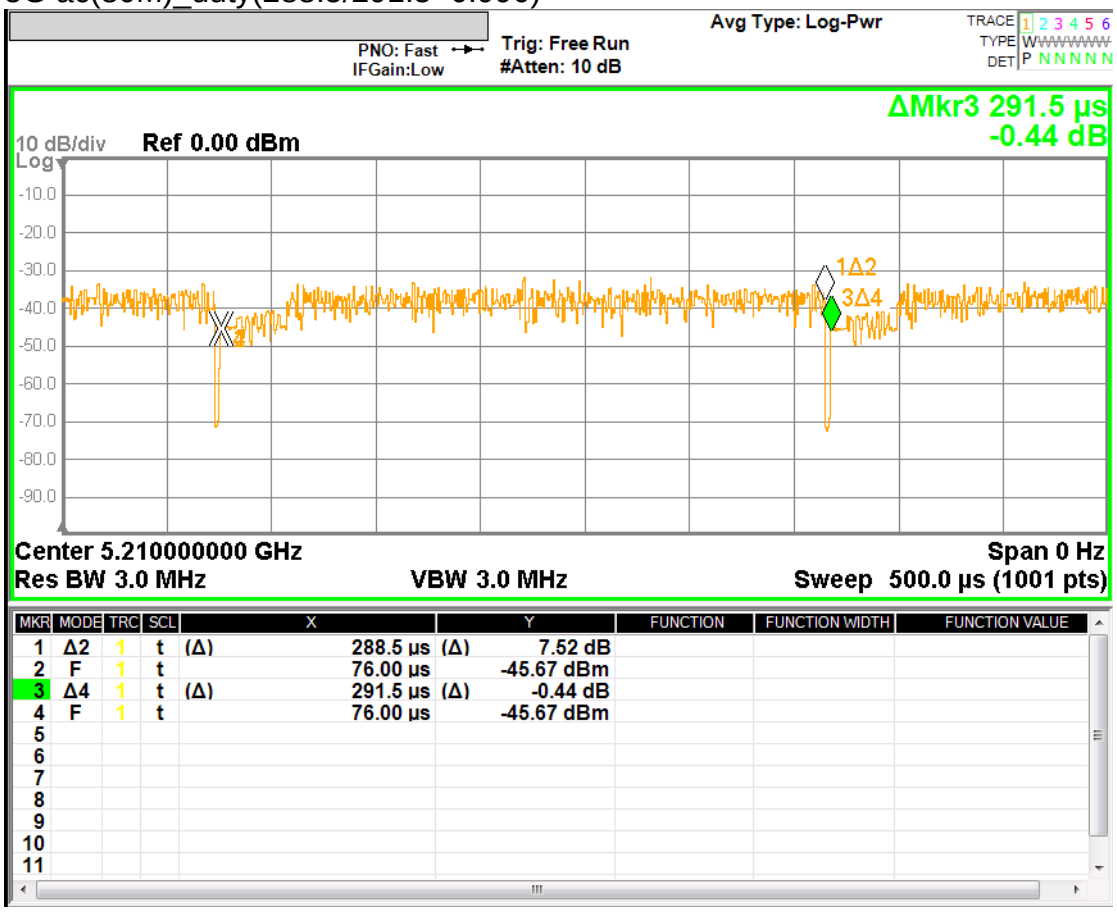

MKR	MODE	TRC	SCL	X		Y	FUNCTION	FUNCTION WIDTH	FUNCTION VALUE
1	Δ2	1	t	(Δ)	288.5 µs	(Δ) 7.52 dB			
2	F	1	t		76.00 µs	-45.67 dBm			
3	Δ4	1	t	(Δ)	291.5 µs	(Δ) -0.44 dB			
4	F	1	t		76.00 µs	-45.67 dBm			
5									
6									
7									
8									
9									
10									
11									

Unless otherwise stated the results shown in this test report refer only to the sample(s) tested and such sample(s) are retained for 90 days only.
除非另有說明，此報告結果僅對測試之樣品負責，同時此樣品僅保留90天。本報告未經本公司書面許可，不可部份複製。
This document is issued by the Company subject to its General Conditions of Service printed overleaf, available on request or accessible at http://www.sgs.com.tw/Terms-and-Conditions and for electronic format documents, subject to Terms and Conditions for Electronic Documents at http://www.sgs.com.tw/Terms-and-Conditions. Attention is drawn to the limitation of liability, indemnification and jurisdiction issues defined therein. Any holder of this document is advised that information contained hereon reflects the Company's findings at the time of its intervention only and within the limits of Client's instructions, if any. The Company's sole responsibility is to its Client and this document does not exonerate parties to a transaction from exercising all their rights and obligations under the transaction documents. This document cannot be reproduced except in full, without prior written approval of the Company. Any unauthorized alteration, forgery or falsification of the content or appearance of this document is unlawful and offenders may be prosecuted to the fullest extent of the law.

1.4 Test Environment

Ambient Temperature: 22±2° C
Tissue Simulating Liquid: 22±2° C

1.5 Operation Description

Use chipset specific software to control the EUT, and makes it transmit in maximum power. Measurements are performed respectively on the lowest, middle and highest channels of the operating band(s). The EUT is set to maximum power level during all tests, and at the beginning of each test the battery is fully charged.

The device is a convertible laptop computer with RF feature. The device will adjust the maximum output power for different user scenario and EUT was tested as below based on FCC guidance.

Tablet mode

Back/edges_0mm with reduced power.

Laptop mode

Full power SAR is measured with keyboard bottom surface touch against the flat phantom. .

Note:

802.11b DSSS SAR Test Requirements:

1. SAR is measured for 2.4 GHz 802.11b DSSS mode using the highest measured maximum output power channel, when the reported SAR of the highest measured maximum output power channel for the exposure configuration is ≤ 0.8 W/kg, no further SAR testing is required for 802.11b DSSS in that exposure configuration.

2. When the reported SAR is > 0.8 W/kg, SAR is required for that exposure configuration using the next highest measured output power channel. When any reported SAR is > 1.2 W/kg, SAR is required for the third channel; i.e., all channels require testing.

802.11g/n OFDM SAR Test Exclusion Requirements:

3. SAR is not required for 802.11g/n since the highest reported SAR for DSSS is adjusted by the ratio of OFDM to DSSS specified maximum output power and the adjusted SAR is ≤ 1.2 W/kg.

Initial Test Configuration:

Unless otherwise stated the results shown in this test report refer only to the sample(s) tested and such sample(s) are retained for 90 days only.
除非另有說明，此報告結果僅對測試之樣品負責，同時此樣品僅保留90天。本報告未經本公司書面許可，不可部份複製。
This document is issued by the Company subject to its General Conditions of Service printed overleaf, available on request or accessible at http://www.sgs.com.tw/Terms-and-Conditions and for electronic format documents, subject to Terms and Conditions for Electronic Documents at http://www.sgs.com.tw/Terms-and-Conditions. Attention is drawn to the limitation of liability, indemnification and jurisdiction issues defined therein. Any holder of this document is advised that information contained hereon reflects the Company's findings at the time of its intervention only and within the limits of Client's instructions, if any. The Company's sole responsibility is to its Client and this document does not exonerate parties to a transaction from exercising all their rights and obligations under the transaction documents. This document cannot be reproduced except in full, without prior written approval of the Company. Any unauthorized alteration, forgery or falsification of the content or appearance of this document is unlawful and offenders may be prosecuted to the fullest extent of the law.

4. An initial test configuration is determined for OFDM transmission modes according to the channel bandwidth, modulation and data rate combination(s) with the highest maximum output power specified for production units in each standalone and aggregated frequency band.

5. SAR is measured using the highest measured maximum output power channel. When the reported SAR of the initial test configuration is > 0.8 W/kg, SAR measurement is required for the subsequent next highest measured output power channel(s) in the initial test configuration until the reported SAR is ≤ 1.2 W/kg or all required channels are tested.

6. Since the highest reported SAR for the initial test configuration is adjusted by the ratio of the subsequent test configuration to initial test configuration specified maximum output power and the adjusted SAR is ≤ 1.2 W/kg, SAR is not required for subsequent test configuration.

7. BT and WLAN Tx2 use the same antenna path, but they can't transmit at the same time.
8. According to KDB447498 D01, testing of other required channels is not required when the reported 1-g SAR for the highest output channel is ≤ 0.8 W/kg, when the transmission band is ≤ 100 MHz.
9. According to KDB865664 D01, SAR measurement variability must be assessed for each frequency band. When the original highest measured SAR is ≥ 0.8 W/kg, repeated that measurement once. Perform a second repeated measurement only if the ratio of largest to smallest SAR for the original and first repeated measurements is > 1.20 or when the original or repeated measurement is ≥ 1.45 W/kg (~10% from the 1-g SAR limit)

Unless otherwise stated the results shown in this test report refer only to the sample(s) tested and such sample(s) are retained for 90 days only.
除非另有說明，此報告結果僅對測試之樣品負責，同時此樣品僅保留90天。本報告未經本公司書面許可，不可部份複製。
This document is issued by the Company subject to its General Conditions of Service printed overleaf, available on request or accessible at http://www.sgs.com.tw/Terms-and-Conditions and for electronic format documents, subject to Terms and Conditions for Electronic Documents at http://www.sgs.com.tw/Terms-and-Conditions. Attention is drawn to the limitation of liability, indemnification and jurisdiction issues defined therein. Any holder of this document is advised that information contained hereon reflects the Company's findings at the time of its intervention only and within the limits of Client's instructions, if any. The Company's sole responsibility is to its Client and this document does not exonerate parties to a transaction from exercising all their rights and obligations under the transaction documents. This document cannot be reproduced except in full, without prior written approval of the Company. Any unauthorized alteration, forgery or falsification of the content or appearance of this document is unlawful and offenders may be prosecuted to the fullest extent of the law.

1.6 Operating modes validation by power measurement

The device is a convertible laptop computer with predefined single fixed power to each device modes.
For the operating modes validation, the measured conducted output power is monitored qualitatively to identify the triggering characteristics and recorded quantitatively.

DUT operating mode	Lid Angle description	WLAN TX state
Lid Close	0° ≤ Lid angle <35 °	No TX Transmission
Laptop	35° ≤ Lid angle < 130°	Full Power Level
Non-Notebook mode (Tent/Tablet mode)	130° ≤ Lid angle ≤ 360°	Reduced Power Level
Non-Notebook mode (Book mode)	35° ≤ Lid angle < 200°	Reduced Power Level
Stand mode	200° ≤ Lid angle < 340°	Full Power Level

Unless otherwise stated the results shown in this test report refer only to the sample(s) tested and such sample(s) are retained for 90 days only.
除非另有說明，此報告結果僅對測試之樣品負責，同時此樣品僅保留90天。本報告未經本公司書面許可，不可部份複製。
This document is issued by the Company subject to its General Conditions of Service printed overleaf, available on request or accessible at http://www.sgs.com.tw/Terms-and-Conditions and for electronic format documents, subject to Terms and Conditions for Electronic Documents at http://www.sgs.com.tw/Terms-and-Conditions. Attention is drawn to the limitation of liability, indemnification and jurisdiction issues defined therein. Any holder of this document is advised that information contained hereon reflects the Company's findings at the time of its intervention only and within the limits of Client's instructions, if any. The Company's sole responsibility is to its Client and this document does not exonerate parties to a transaction from exercising all their rights and obligations under the transaction documents. This document cannot be reproduced except in full, without prior written approval of the Company. Any unauthorized alteration, forgery or falsification of the content or appearance of this document is unlawful and offenders may be prosecuted to the fullest extent of the law.

1.6.1 Results and conclusion

Based on 2019-11 TCB workshop guidance, the measured output power versus lid angle is tabulated in the following table, and the triggering verification complies with the device mode / power level declared by the manufacturer.

Operating mode validation by power measurement

Tx2 Antenna

Antenna	Operation mode	Lid angle	802.11b	802.11n(40M) 5.2G	802.11ac(80M) 5.2G	802.11n(40M) 5.3G	802.11ac(80M) 5.3G	802.11ac(80M) 5.6G	802.11a 5.8G	802.11n(40M) 5.8G	802.11ac(80M) 5.8G
Tx2	Lid close	0°	n/a	n/a	n/a	n/a	n/a	n/a	n/a	n/a	n/a
		10°	n/a	n/a	n/a	n/a	n/a	n/a	n/a	n/a	n/a
		20°	n/a	n/a	n/a	n/a	n/a	n/a	n/a	n/a	n/a
		30°	n/a	n/a	n/a	n/a	n/a	n/a	n/a	n/a	n/a
	Laptop	40°	20.41	19.35	15.43	19.43	15.43	19.50	20.42	19.44	19.40
		35°	20.50	19.34	15.32	19.31	15.39	19.50	20.46	19.43	19.48
	Lid close	30°	n/a	n/a	n/a	n/a	n/a	n/a	n/a	n/a	n/a
		31°	n/a	n/a	n/a	n/a	n/a	n/a	n/a	n/a	n/a
		32°	n/a	n/a	n/a	n/a	n/a	n/a	n/a	n/a	n/a
		33°	n/a	n/a	n/a	n/a	n/a	n/a	n/a	n/a	n/a
		34°	n/a	n/a	n/a	n/a	n/a	n/a	n/a	n/a	n/a
	Laptop	35°	20.43	19.41	15.36	19.45	15.45	19.45	20.36	19.43	19.32
		36°	20.42	19.46	15.38	19.35	15.46	19.41	20.46	19.41	19.44
		37°	20.41	19.46	15.34	19.41	15.38	19.31	20.50	19.37	19.35
		38°	20.49	19.44	15.34	19.36	15.44	19.47	20.41	19.45	19.43
		39°	20.44	19.46	15.38	19.33	15.42	19.33	20.44	19.43	19.44
		40°	20.47	19.36	15.31	19.46	15.31	19.38	20.35	19.42	19.34
		50°	20.43	19.46	15.46	19.50	15.36	19.36	20.47	19.42	19.45
		60°	20.44	19.49	15.43	19.49	15.43	19.38	20.31	19.38	19.36
		70°	20.39	19.37	15.50	19.37	15.31	19.46	20.35	19.43	19.33
		80°	20.46	19.34	15.50	19.31	15.49	19.35	20.49	19.45	19.31
		90°	20.35	19.43	15.48	19.35	15.38	19.49	20.38	19.46	19.42
		100°	20.50	19.42	15.48	19.47	15.33	19.40	20.50	19.37	19.34
		110°	20.33	19.43	15.45	19.40	15.49	19.34	20.34	19.50	19.39
		120°	20.36	19.48	15.34	19.32	15.47	19.40	20.42	19.50	19.32
	Tablet	130°	15.99	12.38	12.32	12.93	12.97	12.95	12.50	12.38	12.37
	Laptop	125°	20.38	19.45	15.33	19.45	15.37	19.38	20.35	19.39	19.37
		126°	20.35	19.50	15.31	19.31	15.34	19.41	20.40	19.40	19.35
		127°	20.48	19.45	15.42	19.36	15.50	19.31	20.50	19.45	19.35
		128°	20.37	19.43	15.35	19.42	15.35	19.34	20.43	19.41	19.44
		129°	20.40	19.34	15.37	19.43	15.37	19.49	20.48	19.36	19.40
	Tablet	130°	15.84	12.44	12.43	12.88	12.94	12.85	12.32	12.35	12.32
		131°	15.82	12.38	12.49	12.96	12.81	12.84	12.43	12.41	12.33
		132°	15.86	12.36	12.41	12.83	12.96	12.81	12.47	12.44	12.39
		133°	15.89	12.50	12.44	12.89	12.99	12.94	12.37	12.33	12.47
		134°	15.86	12.47	12.33	12.88	12.82	12.97	12.35	12.34	12.45
		135°	15.93	12.48	12.40	12.90	12.83	12.86	12.45	12.48	12.47
		145°	15.98	12.45	12.48	12.97	12.91	12.89	12.37	12.39	12.43
		155°	15.92	12.42	12.32	12.91	12.84	12.91	12.39	12.32	12.44
		165°	15.94	12.41	12.46	12.83	12.92	12.95	12.35	12.36	12.37
		175°	15.94	12.41	12.38	12.92	12.85	12.87	12.40	12.40	12.46
		185°	15.85	12.47	12.48	12.99	13.00	12.99	12.41	12.35	12.40
		195°	15.95	12.49	12.34	12.95	12.93	12.92	12.35	12.46	12.45
		205°	15.97	12.49	12.48	12.84	12.91	12.92	12.46	12.38	12.37
		215°	15.93	12.48	12.31	12.96	12.91	12.92	12.47	12.33	12.40
		225°	15.88	12.47	12.42	12.87	12.86	12.92	12.33	12.31	12.49
		235°	15.84	12.40	12.39	12.93	12.91	12.86	12.49	12.34	12.46
		245°	15.86	12.47	12.46	12.94	12.94	12.95	12.50	12.40	12.32
		255°	15.83	12.49	12.41	12.97	12.99	12.93	12.47	12.38	12.43
		265°	15.94	12.38	12.38	12.91	12.85	12.95	12.43	12.32	12.45
		275°	15.84	12.34	12.33	12.81	12.83	12.98	12.32	12.35	12.41
		285°	15.95	12.33	12.37	12.92	12.94	12.85	12.43	12.36	12.35
		295°	15.99	12.42	12.39	12.81	12.99	12.87	12.40	12.37	12.37
		305°	15.81	12.40	12.34	12.83	12.93	12.87	12.47	12.31	12.36
		315°	15.87	12.50	12.31	12.98	12.86	12.81	12.40	12.48	12.46
		325°	15.84	12.35	12.48	12.86	12.86	12.89	12.43	12.31	12.44
		335°	15.98	12.38	12.48	12.85	12.99	12.83	12.42	12.33	12.34
		345°	15.95	12.37	12.37	12.98	12.96	12.95	12.44	12.33	12.32
		355°	15.95	12.40	12.41	12.88	12.98	12.82	12.34	12.32	12.39
		360°	15.87	12.42	12.31	12.88	12.86	12.86	12.45	12.31	12.32
	Tablet	350°	15.81	12.43	12.38	12.89	12.93	12.87	12.40	12.44	12.37
		340°	15.90	12.42	12.45	12.97	12.96	12.91	12.36	12.39	12.48
		330°	15.81	12.48	12.48	12.82	12.85	12.82	12.41	12.38	12.40
		320°	15.90	12.37	12.41	12.89	12.87	12.87	12.32	12.43	12.32
		310°	15.98	12.36	12.43	13.00	12.93	12.81	12.36	12.38	12.48
		300°	15.96	12.46	12.43	12.97	12.93	12.94	12.43	12.42	12.36
		290°	15.85	12.39	12.47	12.86	12.87	12.99	12.31	12.46	12.31
		280°	15.89	12.45	12.45	12.83	12.97	12.83	12.49	12.31	12.44
		270°	15.88	12.33	12.40	12.91	12.89	12.82	12.50	12.46	12.37
		260°	15.93	12.35	12.47	12.92	12.87	12.96	12.49	12.36	12.47
		250°	15.88	12.32	12.44	12.84	13.00	12.95	12.47	12.49	12.35
		240°	15.85	12.49	12.44	12.85	12.82	12.97	12.49	12.37	12.48
		230°	15.87	12.31	12.43	12.87	12.88	12.98	12.46	12.49	12.47
		220°	15.88	12.44	12.37	12.85	12.92	12.92	12.41	12.42	12.31
		210°	15.87	12.47	12.49	12.82	13.00	12.86	12.34	12.48	12.32
		200°	15.92	12.36	12.33	12.97	12.96	12.89	12.47	12.39	12.43
		190°	15.85	12.32	12.37	12.87	12.81	12.95	12.42	12.50	12.37
		180°	15.98	12.49	12.50	12.86	12.89	12.98	12.44	12.39	12.39
		170°	15.94	12.46	12.48	13.00	12.99	12.84	12.35	12.49	12.33
		160°	15.90	12.42	12.41	12.89	12.99	12.82	12.33	12.34	12.37
		150°	15.94	12.40	12.38	12.98	12.90	12.89	12.43	12.35	12.31
		140°	15.93	12.36	12.45	12.92	12.90	12.91	12.40	12.48	12.40
		130°	15.96	12.38	12.40	12.95	12.84	12.81	12.43	12.40	12.45

Unless otherwise stated the results shown in this test report refer only to the sample(s) tested and such sample(s) are retained for 90 days only.
除非另有說明，此報告結果僅對測試之樣品負責，同時此樣品僅保留90天。本報告未經本公司書面許可，不可部份複製。
This document is issued by the Company subject to its General Conditions of Service printed overleaf, available on request or accessible at http://www.sgs.com.tw/Terms-and-Conditions and for electronic format documents, subject to Terms and Conditions for Electronic Documents at http://www.sgs.com.tw/Terms-and-Conditions. Attention is drawn to the limitation of liability, indemnification and jurisdiction issues defined therein. Any holder of this document is advised that information contained hereon reflects the Company's findings at the time of its intervention only and within the limits of Client's instructions, if any. The Company's sole responsibility is to its Client and this document does not exonerate parties to a transaction from exercising all their rights and obligations under the transaction documents. This document cannot be reproduced except in full, without prior written approval of the Company. Any unauthorized alteration, forgery or falsification of the content or appearance of this document is unlawful and offenders may be prosecuted to the fullest extent of the law.

Antenna	Operation mode	Lid angle	802.11b	802.11n(40M) 5.2G	802.11ac(80M) 5.2G	802.11n(40M) 5.3G	802.11ac(80M) 5.3G	802.11ac(80M) 5.6G	802.11a 5.8G	802.11n(40M) 5.8G	802.11ac(80M) 5.8G
Tx2	Laptop	120°	20.43	19.39	15.50	19.46	15.44	19.47	20.44	19.34	19.39
		125°	20.45	19.32	15.42	19.45	15.35	19.32	20.34	19.37	19.46
	Tablet	130°	15.86	12.31	12.36	13.00	12.97	12.81	12.46	12.35	12.48
	Laptop	129°	20.41	19.37	15.34	19.50	15.42	19.50	20.40	19.44	19.37
		128°	20.47	19.42	15.48	19.37	15.49	19.42	20.35	19.47	19.32
		127°	20.47	19.37	15.38	19.44	15.44	19.39	20.49	19.47	19.41
		126°	20.40	19.43	15.38	19.41	15.37	19.31	20.35	19.32	19.35
		125°	20.48	19.38	15.44	19.50	15.45	19.45	20.49	19.37	19.39
		115°	20.42	19.46	15.37	19.41	15.35	19.31	20.32	19.36	19.34
		105°	20.39	19.41	15.42	19.32	15.38	19.38	20.31	19.48	19.47
		95°	20.37	19.49	15.46	19.37	15.36	19.37	20.42	19.46	19.48
		85°	20.40	19.34	15.49	19.43	15.41	19.49	20.43	19.45	19.40
		75°	20.35	19.49	15.39	19.47	15.39	19.35	20.49	19.39	19.35
		65°	20.50	19.48	15.40	19.38	15.34	19.50	20.35	19.46	19.48
		55°	20.44	19.39	15.45	19.47	15.50	19.40	20.44	19.34	19.39
		45°	20.42	19.45	15.49	19.42	15.37	19.50	20.42	19.36	19.46
		35°	20.44	19.37	15.37	19.48	15.44	19.47	20.45	19.31	19.39
	Lid close	25°	n/a	n/a	n/a	n/a	n/a	n/a	n/a	n/a	n/a
		30°	n/a	n/a	n/a	n/a	n/a	n/a	n/a	n/a	n/a
	Laptop	35°	20.39	19.33	15.41	19.35	15.38	19.49	20.34	19.38	19.50
	Lid close	34°	n/a	n/a	n/a	n/a	n/a	n/a	n/a	n/a	n/a
		33°	n/a	n/a	n/a	n/a	n/a	n/a	n/a	n/a	n/a
		32°	n/a	n/a	n/a	n/a	n/a	n/a	n/a	n/a	n/a
		31°	n/a	n/a	n/a	n/a	n/a	n/a	n/a	n/a	n/a
		30°	n/a	n/a	n/a	n/a	n/a	n/a	n/a	n/a	n/a
		20°	n/a	n/a	n/a	n/a	n/a	n/a	n/a	n/a	n/a
		10°	n/a	n/a	n/a	n/a	n/a	n/a	n/a	n/a	n/a
		0°	n/a	n/a	n/a	n/a	n/a	n/a	n/a	n/a	n/a
	Stand mode	200°	20.31	19.47	15.42	19.45	15.34	19.37	20.37	19.35	19.48
		210°	20.33	19.41	15.46	19.39	15.31	19.40	20.48	19.35	19.32
		220°	20.34	19.47	15.40	19.44	15.41	19.38	20.38	19.39	19.41
		230°	20.49	19.47	15.34	19.34	15.48	19.46	20.47	19.45	19.32
		240°	20.47	19.46	15.34	19.31	15.38	19.36	20.34	19.37	19.32
		250°	20.31	19.42	15.39	19.39	15.47	19.36	20.45	19.50	19.49
		260°	20.48	19.33	15.36	19.32	15.33	19.46	20.37	19.45	19.42
		270°	20.40	19.37	15.40	19.32	15.40	19.36	20.45	19.44	19.33
		280°	20.35	19.42	15.34	19.35	15.50	19.42	20.40	19.38	19.47
		290°	20.46	19.48	15.32	19.34	15.49	19.48	20.40	19.42	19.33
		300°	20.48	19.31	15.31	19.35	15.36	19.33	20.36	19.36	19.42
		310°	20.41	19.32	15.48	19.31	15.41	19.47	20.38	19.42	19.38
		320°	20.44	19.42	15.47	19.39	15.37	19.36	20.34	19.32	19.38
		330°	20.47	19.37	15.43	19.42	15.42	19.36	20.50	19.31	19.48
	Tablet	340°	15.84	12.44	12.49	12.95	12.88	12.87	12.47	12.34	12.38
	Stand mode	335°	20.39	19.32	15.38	19.49	15.32	19.37	20.38	19.37	19.40
		336°	20.46	19.48	15.37	19.42	15.45	19.49	20.34	19.32	19.44
		337°	20.42	19.43	15.47	19.49	15.32	19.41	20.41	19.41	19.47
		338°	20.40	19.45	15.40	19.36	15.32	19.32	20.49	19.44	19.33
		339°	20.37	19.34	15.32	19.39	15.38	19.38	20.35	19.45	19.34
	Tablet	340°	15.82	12.35	12.49	12.84	12.97	12.97	12.38	12.49	12.40
		341°	15.81	12.44	12.46	12.94	12.92	12.85	12.43	12.46	12.36
		342°	15.98	12.47	12.40	12.93	12.93	12.83	12.36	12.47	12.33
		343°	15.91	12.41	12.43	12.97	12.92	12.82	12.47	12.36	12.36
		344°	15.96	12.46	12.40	12.88	12.82	12.88	12.48	12.31	12.46
		345°	15.90	12.48	12.33	12.87	12.96	12.92	12.39	12.43	12.49
		355°	15.97	12.50	12.47	12.95	12.85	12.93	12.33	12.39	12.38
		360°	15.89	12.46	12.50	12.93	12.88	13.00	12.37	12.38	12.48
	Tablet	350°	15.90	12.41	12.36	12.94	12.97	12.94	12.39	12.39	12.43
		340°	15.87	12.41	12.36	12.98	12.94	12.94	12.34	12.45	12.44
	Stand mode	330°	20.35	19.34	15.48	19.32	15.39	19.39	20.46	19.35	19.32
		335°	20.50	19.44	15.39	19.34	15.39	19.33	20.41	19.33	19.32
	Tablet	340°	15.82	12.47	12.49	12.91	12.97	12.96	12.43	12.43	12.36
	Stand mode	339°	20.42	19.45	15.34	19.47	15.33	19.33	20.45	19.39	19.47
		338°	20.32	19.42	15.33	19.40	15.46	19.35	20.47	19.33	19.38
		337°	20.36	19.35	15.34	19.47	15.43	19.36	20.50	19.45	19.32
		336°	20.46	19.46	15.48	19.31	15.37	19.32	20.41	19.43	19.35
		335°	20.34	19.41	15.31	19.49	15.38	19.48	20.42	19.38	19.50
		325°	20.40	19.35	15.43	19.50	15.40	19.44	20.38	19.31	19.42
		315°	20.35	19.38	15.31	19.33	15.43	19.47	20.46	19.37	19.48
		305°	20.35	19.46	15.44	19.43	15.39	19.44	20.41	19.39	19.37
		295°	20.46	19.33	15.44	19.40	15.49	19.31	20.35	19.47	19.45
		285°	20.34	19.36	15.47	19.35	15.35	19.44	20.47	19.35	19.43
		275°	20.48	19.37	15.35	19.36	15.43	19.37	20.37	19.33	19.44
		265°	20.34	19.33	15.44	19.37	15.35	19.50	20.45	19.32	19.47
		255°	20.43	19.40	15.49	19.34	15.43	19.41	20.45	19.31	19.36
		245°	20.48	19.31	15.41	19.40	15.43	19.41	20.31	19.35	19.49
		235°	20.44	19.43	15.48	19.45	15.35	19.44	20.37	19.50	19.46
		225°	20.50	19.34	15.42	19.31	15.39	19.40	20.40	19.37	19.33
		215°	20.31	19.41	15.43	19.32	15.47	19.41	20.38	19.38	19.34
		205°	20.43	19.42	15.32	19.31	15.41	19.33	20.49	19.43	19.39
		200°	20.45	19.41	15.32	19.43	15.50	19.33	20.37	19.39	19.35
	Lid close	0°	n/a	n/a	n/a	n/a	n/a	n/a	n/a	n/a	n/a
		10°	n/a	n/a	n/a	n/a	n/a	n/a	n/a	n/a	n/a
		20°	n/a	n/a	n/a	n/a	n/a	n/a	n/a	n/a	n/a
		30°	n/a	n/a	n/a	n/a	n/a	n/a	n/a	n/a	n/a
	Book mode	40°	15.82	12.43	12.44	12.93	12.84	12.90	12.50	12.44	12.34
		35°	15.93	12.49	12.46	12.87	12.99	12.88	12.44	12.33	12.44
	Lid close	30°	n/a	n/a	n/a	n/a	n/a	n/a	n/a	n/a	n/a
		31°	n/a	n/a	n/a	n/a	n/a	n/a	n/a	n/a	n/a
		32°	n/a	n/a	n/a	n/a	n/a	n/a	n/a	n/a	n/a
		33°	n/a	n/a	n/a	n/a	n/a	n/a	n/a	n/a	n/a
		34°	n/a	n/a	n/a	n/a	n/a	n/a	n/a	n/a	n/a
	Book mode	35°	15.89	12.43	12.35	12.85	12.83	12.98	12.48	12.41	12.44
		36°	15.94	12.48	12.38	12.93	12.86	12.90	12.42	12.40	12.43
		37°	15.89	12.40	12.44	12.81	12.95	12.82	12.43	12.41	12.31
		38°	15.82	12.31	12.45	12.83	12.81	12.99	12.48	12.48	12.47
		39°	15.81	12.41	12.47	12.89	12.84	12.89	12.42	12.44	12.43
		40°	15.98	12.38	12.42	12.87	12.87	12.91	12.32	12.33	12.42
		50°	15.97	12.36	12.42	12.96	12.96	12.92	12.48	12.31	12.39
		60°	15.97	12.37	12.46	12.85	12.82	12.82	12.32	12.40	12.50
		70°	15.96	12.46	12.35	12.92	12.81	12.82	12.47	12.38	12.31
		80°	15.82	12.44	12.33	12.83	12.88	12.88	12.42	12.34	12.33
		90°	15.88	12.46	12.33	12.95	12.82	12.90	12.46	12.31	12.36
		100°	15.98	12.35	12.33	12.89	13.00	12.86	12.31	12.40	12.46
		110°	15.85	12.45	12.34	12.81	12.97	12.89	12.42	12.45	12.34
		120°	15.88	12.34	12.31	12.92	12.89	12.89	12.36	12.40	12.39
		130°	15.96	12.48	12.50	12.98	12.98	12.91	12.41	12.34	12.37
		140°	15.89	12.34	12.35	13.00	12.82	12.82	12.47	12.32	12.41
		150°	15.87	12.42	12.42	12.92	12.98	12.89	12.37	12.41	12.41
		160°	15.99	12.33	12.33	12.84	12.90	13.00	12.45	12.49	12.33
		170°	15.95	12.32	12.50	12.81	12.84	12.88	12.49	12.36	12.45
		180°	15.94	12.35	12.43	12.81	12.88	12.93	12.46	12.47	12.39
		190°	15.85	12.45	12.50	12.82	13.00	12.85	12.36	12.35	12.32
		199°	15.97	12.37	12.50	12.96	12.97	12.92	12.42	12.39	12.45
	Book mode	190°	15.93	12.38	12.33	12.93	12.83	12.95	12.35	12.48	12.38
		180°	15.94	12.39	12.45	12.98	13.00	12.98	12.40	12.36	12.40
		170°	15.90	12.45	12.38	12.98	12.88	12.90	12.36	12.31	12.44
		160°	15.93	12.48	12.47	13.00	12.88	12.91	12.38	12.43	12.32
		150°	15.85	12.37	12.43	12.90	12.85	12.93	12.33	12.41	12.39
		140°	15.94	12.44	12.38	13.00	12.94	12.81	12.46	12.35	12.43
		130°	15.82	12.38	12.44	12.84	13.00	12.83	12.37	12.35	12.33
		120°	16.00	12.32	12.49	12.96	12.88	12.86	12.43	12.44	12.38
		110°	15.91	12.38	12.31	12.91	12.94	12.95	12.43	12.48	12.46
		100°	15.89	12.47	12.37	12.97	12.92	12.84	12.43	12.37	12.41
		90°	15.81	12.47	12.36	12.92	12.84	12.84	12.33	12.41	12.49
		80°	15.87	12.50	12.46	12.92	12.90	12.91	12.47	12.48	12.41
		70°	15.81	12.47	12.45	12.96	12.86	12.93	12.48	12.38	12.48
		60°	15.96	12.50	12.35	12.94	12.83	12.95	12.37	12.35	12.35
		50°	15.82	12.33	12.31	12.99	12.81	12.85	12.41	12.39	12.43
		40°	15.98	12.46	12.38	12.85	12.99	12.91	12.46	12.35	12.38
	Lid close	30°	n/a	n/a	n/a	n/a	n/a	n/a	n/a	n/a	n/a
	Book mode	35°	15.95	12.44	12.32	12.99	12.92	12.89	12.41	12.50	12.36
	Lid close	34°	n/a	n/a	n/a	n/a	n/a	n/a	n/a	n/a	n/a
		33°	n/a	n/a	n/a	n/a	n/a	n/a	n/a	n/a	n/a
		32°	n/a	n/a	n/a	n/a	n/a	n/a	n/a	n/a	n/a
		31°	n/a	n/a	n/a	n/a	n/a	n/a	n/a	n/a	n/a
		30°	n/a	n/a	n/a	n/a	n/a	n/a	n/a	n/a	n/a
		20°	n/a	n/a	n/a	n/a	n/a	n/a	n/a	n/a	n/a
		10°	n/a	n/a	n/a	n/a	n/a	n/a	n/a	n/a	n/a
		0°	n/a	n/a	n/a	n/a	n/a	n/a	n/a	n/a	n/a

Unless otherwise stated the results shown in this test report refer only [illegible] e(s) tested and such sample(s) are retained for 90 days [illegible]
除非另有說明，此報告結果僅對測試之樣品負責，同時此樣品僅保留90天。未被告知樣品經本公司書面許可，不可部份複製
This document is issued by the Company subject to its General Conditions of Service printed overleaf, available on request or accessible at http://www.sgs.com.tw/Terms-and-Conditions and for electronic format documents, subject to Terms and Conditions for Electronic Documents at http://www.sgs.com.tw/Terms-and-Conditions. Attention is drawn to the limitation of liability, indemnification and jurisdiction issues defined therein. Any holder of this document is advised that information contained hereon reflects the Company's findings at the time of its intervention only and within the limits of Client's instructions, if any. The Company's sole responsibility is to its Client and this document does not exonerate parties to a transaction from exercising all their rights and obligations under the transaction documents. This document cannot be reproduced except in full, without prior written approval of the Company. Any unauthorized alteration, forgery or falsification of the content or appearance of this document is unlawful and offenders may be prosecuted to the fullest extent of the law.

Tx1 Antenna

Antenna	Operation mode	Lid angle	802.11b	802.11n(40M) 5.2G	802.11ac(80M) 5.2G	802.11n(40M) 5.3G	802.11ac(80M) 5.3G	802.11ac(80M) 5.6G	802.11a 5.8G	802.11n(40M) 5.8G	802.11ac(80M) 5.8G
Tx1	Lid close	0°	n/a	n/a	n/a	n/a	n/a	n/a	n/a	n/a	n/a
		10°	n/a	n/a	n/a	n/a	n/a	n/a	n/a	n/a	n/a
		20°	n/a	n/a	n/a	n/a	n/a	n/a	n/a	n/a	n/a
		30°	n/a	n/a	n/a	n/a	n/a	n/a	n/a	n/a	n/a
	Laptop	40°	20.45	19.33	15.41	19.48	15.31	19.47	20.50	19.40	19.41
		35°	20.44	19.46	15.34	19.47	15.45	19.37	20.38	19.44	19.31
	Lid close	30°	n/a	n/a	n/a	n/a	n/a	n/a	n/a	n/a	n/a
		31°	n/a	n/a	n/a	n/a	n/a	n/a	n/a	n/a	n/a
		32°	n/a	n/a	n/a	n/a	n/a	n/a	n/a	n/a	n/a
		33°	n/a	n/a	n/a	n/a	n/a	n/a	n/a	n/a	n/a
		34°	n/a	n/a	n/a	n/a	n/a	n/a	n/a	n/a	n/a
	Laptop	35°	20.37	19.37	15.50	19.47	15.46	19.43	20.44	19.44	19.45
		36°	20.37	19.42	15.43	19.49	15.32	19.32	20.43	19.47	19.36
		37°	20.45	19.37	15.33	19.41	15.40	19.31	20.41	19.48	19.49
		38°	20.36	19.31	15.46	19.34	15.42	19.38	20.43	19.48	19.48
		39°	20.31	19.43	15.42	19.47	15.40	19.45	20.33	19.36	19.47
		40°	20.31	19.38	15.34	19.49	15.32	19.49	20.43	19.45	19.32
		50°	20.47	19.44	15.40	19.38	15.50	19.33	20.41	19.32	19.35
		60°	20.36	19.41	15.40	19.39	15.43	19.34	20.45	19.45	19.41
		70°	20.43	19.32	15.47	19.45	15.33	19.46	20.47	19.42	19.41
		80°	20.46	19.43	15.48	19.45	15.42	19.45	20.31	19.39	19.37
		90°	20.50	19.35	15.35	19.31	15.37	19.45	20.34	19.35	19.35
		100°	20.38	19.46	15.32	19.44	15.31	19.32	20.40	19.33	19.47
		110°	20.45	19.39	15.46	19.34	15.44	19.46	20.40	19.45	19.45
		120°	20.37	19.35	15.46	19.31	15.37	19.47	20.47	19.34	19.37
	Tablet	130°	15.85	12.49	12.42	12.83	12.85	12.83	12.34	12.44	12.46
	Laptop	125°	20.50	19.38	15.46	19.48	15.47	19.46	20.33	19.48	19.33
		126°	20.44	19.39	15.50	19.48	15.43	19.44	20.44	19.37	19.33
		127°	20.42	19.40	15.31	19.44	15.31	19.43	20.48	19.35	19.39
		128°	20.33	19.37	15.32	19.33	15.48	19.40	20.39	19.45	19.36
		129°	20.43	19.47	15.40	19.43	15.44	19.44	20.32	19.47	19.37
	Tablet	130°	15.82	12.50	12.40	12.87	12.83	12.95	12.50	12.40	12.43
		131°	15.83	12.40	12.32	12.86	12.92	12.95	12.45	12.46	12.50
		132°	15.91	12.36	12.34	12.86	12.82	13.00	12.37	12.34	12.43
		133°	15.90	12.37	12.31	12.82	12.95	12.87	12.39	12.32	12.33
		134°	15.97	12.31	12.32	12.84	12.93	12.92	12.32	12.35	12.37
		135°	15.90	12.48	12.37	12.99	12.90	13.00	12.31	12.47	12.35
		145°	15.83	12.40	12.37	12.96	12.89	12.93	12.36	12.34	12.37
		155°	15.92	12.40	12.48	12.99	12.84	12.86	12.31	12.42	12.31
		165°	15.98	12.44	12.45	12.88	13.00	12.85	12.50	12.39	12.33
		175°	15.95	12.39	12.39	12.96	12.97	12.85	12.37	12.33	12.41
		185°	15.86	12.36	12.36	12.91	12.95	12.82	12.41	12.38	12.49
		195°	15.94	12.40	12.46	12.93	12.99	12.85	12.40	12.34	12.45
		205°	15.97	12.44	12.37	12.99	12.92	12.84	12.37	12.39	12.44
		215°	15.94	12.43	12.45	12.82	12.84	12.95	12.47	12.44	12.48
		225°	15.88	12.31	12.44	12.84	12.98	12.89	12.47	12.36	12.39
		235°	15.90	12.48	12.32	12.84	12.82	12.93	12.40	12.33	12.44
		245°	16.00	12.43	12.37	12.84	12.93	12.81	12.41	12.40	12.31
		255°	15.86	12.45	12.47	12.95	12.94	12.86	12.37	12.49	12.40
		265°	15.81	12.44	12.38	12.82	12.85	13.00	12.42	12.45	12.50
		275°	15.84	12.38	12.40	13.00	12.91	12.91	12.35	12.48	12.37
		285°	15.90	12.45	12.43	12.89	12.88	12.82	12.31	12.34	12.46
		295°	15.84	12.33	12.32	12.88	12.96	12.88	12.39	12.43	12.34
		305°	15.88	12.42	12.45	12.90	12.99	12.96	12.48	12.38	12.31
		315°	15.90	12.31	12.34	12.85	12.85	12.83	12.40	12.48	12.39
		325°	16.00	12.38	12.47	12.86	12.94	12.92	12.42	12.37	12.48
		335°	15.82	12.44	12.35	12.96	12.99	13.00	12.33	12.48	12.48
		345°	15.96	12.48	12.45	12.93	12.98	12.94	12.47	12.39	12.39
		355°	15.85	12.38	12.47	12.98	13.00	13.00	12.36	12.46	12.33
		360°	15.94	12.33	12.38	12.97	12.96	12.83	12.33	12.38	12.45
	Tablet	350°	15.93	12.47	12.48	12.98	12.90	12.96	12.45	12.39	12.34
		340°	15.85	12.45	12.36	12.91	12.83	12.82	12.34	12.31	12.46
		330°	16.00	12.42	12.31	12.84	12.91	12.91	12.47	12.40	12.40
		320°	15.95	12.49	12.43	12.93	12.95	12.98	12.41	12.38	12.35
		310°	15.82	12.39	12.31	12.94	12.91	12.93	12.41	12.35	12.43
		300°	15.99	12.37	12.36	12.91	12.95	12.97	12.34	12.37	12.31
		290°	15.96	12.38	12.48	12.99	12.97	13.00	12.40	12.38	12.44
		280°	15.94	12.34	12.44	12.83	12.95	12.96	12.44	12.34	12.33
		270°	15.86	12.41	12.44	12.95	12.83	12.92	12.47	12.34	12.49
		260°	15.98	12.34	12.33	12.83	12.83	12.88	12.46	12.41	12.33
		250°	15.87	12.34	12.34	12.95	12.81	12.89	12.50	12.48	12.46
		240°	15.94	12.34	12.43	13.00	12.88	12.85	12.37	12.40	12.40
		230°	15.87	12.37	12.41	12.99	12.92	12.94	12.42	12.34	12.50
		220°	15.93	12.34	12.43	12.97	13.00	12.85	12.32	12.34	12.42
		210°	15.85	12.39	12.44	12.81	12.99	12.94	12.43	12.42	12.42
		200°	15.87	12.40	12.45	12.95	12.98	12.86	12.49	12.49	12.46
		190°	15.89	12.49	12.31	12.89	12.86	12.99	12.45	12.31	12.33
		180°	15.87	12.35	12.32	12.90	12.86	12.92	12.47	12.33	12.31
		170°	15.83	12.36	12.50	12.98	12.86	12.85	12.31	12.48	12.34
		160°	15.95	12.44	12.45	12.83	12.98	12.95	12.50	12.32	12.39
		150°	15.94	12.46	12.36	12.92	12.90	12.83	12.35	12.32	12.34
		140°	15.97	12.39	12.37	12.89	12.87	12.92	12.45	12.44	12.45
		130°	15.99	12.46	12.35	12.83	12.99	12.84	12.50	12.31	12.41

Unless otherwise stated the results shown in this test report refer only to the sample(s) tested and such sample(s) are retained for 90 days only.
除非另有說明，此報告結果僅對測試之樣品負責，同時此樣品僅保留90天。本報告未經本公司書面許可，不可部份複製。
This document is issued by the Company subject to its General Conditions of Service printed overleaf, available on request or accessible at http://www.sgs.com.tw/Terms-and-Conditions and for electronic format documents, subject to Terms and Conditions for Electronic Documents at http://www.sgs.com.tw/Terms-and-Conditions. Attention is drawn to the limitation of liability, indemnification and jurisdiction issues defined therein. Any holder of this document is advised that information contained hereon reflects the Company's findings at the time of its intervention only and within the limits of Client's instructions, if any. The Company's sole responsibility is to its Client and this document does not exonerate parties to a transaction from exercising all their rights and obligations under the transaction documents. This document cannot be reproduced except in full, without prior written approval of the Company. Any unauthorized alteration, forgery or falsification of the content or appearance of this document is unlawful and offenders may be prosecuted to the fullest extent of the law.

Antenna	Operation mode	Lid angle	802.11b	802.11n(40M) 5.2G	802.11ac(80M) 5.2G	802.11n(40M) 5.3G	802.11ac(80M) 5.3G	802.11ac(80M) 5.6G	802.11a 5.8G	802.11n(40M) 5.8G	802.11ac(80M) 5.8G
Tx1	Laptop	120°	20.32	19.34	15.49	19.31	15.36	19.47	20.36	19.40	19.47
		125°	20.46	19.32	15.47	19.39	15.32	19.32	20.34	19.48	19.32
	Tablet	130°	15.83	12.40	12.38	12.94	12.91	12.89	12.42	12.42	12.49
	Laptop	129°	20.47	19.43	15.47	19.45	15.50	19.41	20.35	19.44	19.37
		128°	20.32	19.33	15.48	19.42	15.49	19.44	20.37	19.48	19.47
		127°	20.41	19.39	15.41	19.39	15.33	19.49	20.48	19.50	19.46
		126°	20.34	19.41	15.50	19.40	15.37	19.43	20.43	19.43	19.38
		125°	20.50	19.40	15.34	19.40	15.39	19.36	20.49	19.32	19.40
		115°	20.39	19.34	15.50	19.38	15.45	19.44	20.48	19.33	19.44
		105°	20.46	19.31	15.32	19.36	15.43	19.36	20.40	19.47	19.49
		95°	20.33	19.48	15.33	19.48	15.43	19.49	20.42	19.47	19.40
		85°	20.31	19.41	15.47	19.35	15.44	19.36	20.39	19.31	19.44
		75°	20.32	19.33	15.39	19.38	15.49	19.33	20.31	19.36	19.42
		65°	20.49	19.33	15.34	19.49	15.45	19.38	20.32	19.44	19.42
		55°	20.32	19.34	15.45	19.49	15.34	19.37	20.47	19.38	19.50
		45°	20.44	19.31	15.37	19.35	15.43	19.48	20.38	19.45	19.46
		35°	20.34	19.35	15.35	19.34	15.49	19.47	20.41	19.33	19.34
	Lid close	25°	n/a	n/a	n/a	n/a	n/a	n/a	n/a	n/a	n/a
		30°	n/a	n/a	n/a	n/a	n/a	n/a	n/a	n/a	n/a
	Laptop	35°	20.38	19.46	15.46	19.41	15.34	19.41	20.35	19.38	19.40
	Lid close	34°	n/a	n/a	n/a	n/a	n/a	n/a	n/a	n/a	n/a
		33°	n/a	n/a	n/a	n/a	n/a	n/a	n/a	n/a	n/a
		32°	n/a	n/a	n/a	n/a	n/a	n/a	n/a	n/a	n/a
		31°	n/a	n/a	n/a	n/a	n/a	n/a	n/a	n/a	n/a
		30°	n/a	n/a	n/a	n/a	n/a	n/a	n/a	n/a	n/a
		20°	n/a	n/a	n/a	n/a	n/a	n/a	n/a	n/a	n/a
		10°	n/a	n/a	n/a	n/a	n/a	n/a	n/a	n/a	n/a
		0°	n/a	n/a	n/a	n/a	n/a	n/a	n/a	n/a	n/a
	Stand mode	200°	20.39	19.34	15.44	19.38	15.42	19.50	20.33	19.47	19.46
		210°	20.35	19.44	15.36	19.50	15.34	19.49	20.31	19.37	19.42
		220°	20.40	19.31	15.50	19.50	15.33	19.34	20.47	19.44	19.40
		230°	20.33	19.43	15.40	19.47	15.47	19.40	20.45	19.31	19.40
		240°	20.34	19.33	15.37	19.37	15.40	19.41	20.34	19.39	19.37
		250°	20.36	19.41	15.38	19.40	15.38	19.33	20.33	19.50	19.45
		260°	20.40	19.31	15.43	19.41	15.48	19.38	20.41	19.33	19.33
		270°	20.41	19.49	15.36	19.35	15.41	19.45	20.49	19.39	19.49
		280°	20.41	19.35	15.48	19.49	15.33	19.48	20.44	19.34	19.43
		290°	20.33	19.34	15.42	19.49	15.45	19.33	20.44	19.36	19.41
		300°	20.32	19.43	15.36	19.39	15.45	19.45	20.41	19.49	19.38
		310°	20.40	19.39	15.33	19.42	15.36	19.46	20.32	19.49	19.35
		320°	20.46	19.41	15.48	19.50	15.31	19.49	20.47	19.36	19.49
		330°	20.35	19.46	15.47	19.44	15.32	19.40	20.33	19.45	19.31
	Tablet	340°	15.88	12.48	12.49	12.92	12.96	12.88	12.46	12.34	12.33
	Stand mode	335°	20.33	19.46	15.40	19.36	15.50	19.45	20.41	19.38	19.43
		336°	20.43	19.43	15.49	19.32	15.41	19.46	20.32	19.41	19.39
		337°	20.38	19.48	15.48	19.45	15.37	19.40	20.42	19.44	19.36
		338°	20.37	19.36	15.42	19.43	15.43	19.44	20.45	19.45	19.40
		339°	20.41	19.43	15.41	19.33	15.49	19.48	20.39	19.36	19.47
	Tablet	340°	15.84	12.43	12.46	12.81	12.84	12.95	12.43	12.43	12.36
		341°	15.50	12.46	12.44	12.97	12.83	12.98	12.31	12.35	12.40
		342°	15.91	12.31	12.32	12.87	12.95	12.96	12.44	12.43	12.40
		343°	15.97	12.42	12.38	12.98	12.91	12.90	12.41	12.34	12.50
		344°	15.82	12.45	12.40	12.99	12.86	12.87	12.45	12.42	12.46
		345°	15.91	12.41	12.48	12.89	12.86	12.93	12.37	12.44	12.40
		355°	15.94	12.31	12.39	12.87	12.99	12.93	12.45	12.49	12.31
		360°	15.83	12.36	12.44	13.00	12.96	12.83	12.48	12.43	12.44
	Tablet	350°	15.88	12.36	12.45	12.92	12.92	12.95	12.46	12.39	12.47
		340°	15.98	12.49	12.49	12.92	12.94	12.88	12.39	12.38	12.50
	Stand mode	330°	20.49	19.31	15.39	19.39	15.36	19.41	20.45	19.40	19.49
		335°	20.37	19.41	15.44	19.38	15.49	19.34	20.34	19.47	19.39
	Tablet	340°	15.98	12.35	12.47	12.82	12.97	12.92	12.44	12.34	12.32
	Stand mode	339°	20.41	19.50	15.36	19.43	15.49	19.45	20.44	19.42	19.38
		338°	20.45	19.37	15.48	19.33	15.34	19.32	20.35	19.37	19.34
		337°	20.34	19.45	15.45	19.49	15.42	19.37	20.41	19.38	19.31
		336°	20.32	19.39	15.45	19.32	15.37	19.49	20.33	19.38	19.41
		335°	20.35	19.48	15.36	19.49	15.46	19.48	20.36	19.41	19.49
		325°	20.50	19.33	15.32	19.40	15.34	19.45	20.49	19.49	19.33
		315°	20.48	19.31	15.38	19.48	15.37	19.43	20.41	19.34	19.44
		305°	20.38	19.45	15.36	19.50	15.36	19.45	20.45	19.48	19.39
		295°	20.31	19.43	15.37	19.46	15.41	19.40	20.40	19.35	19.45
		285°	20.40	19.33	15.41	19.35	15.49	19.32	20.50	19.40	19.41
		275°	20.38	19.31	15.41	19.40	15.38	19.34	20.47	19.45	19.35
		265°	20.36	19.42	15.38	19.43	15.38	19.44	20.38	19.32	19.39
		255°	20.45	19.42	15.49	19.41	15.31	19.36	20.38	19.50	19.34
		245°	20.41	19.47	15.49	19.31	15.46	19.31	20.35	19.39	19.39
		235°	20.36	19.40	15.39	19.45	15.41	19.50	20.38	19.33	19.36
		225°	20.40	19.47	15.49	19.40	15.37	19.31	20.45	19.50	19.47
		215°	20.37	19.43	15.33	19.38	15.45	19.38	20.40	19.36	19.33
		205°	20.32	19.42	15.43	19.49	15.46	19.42	20.47	19.42	19.33
		200°	20.48	19.39	15.32	19.40	15.33	19.50	20.44	19.49	19.47
	Lid close	0°	n/a	n/a	n/a	n/a	n/a	n/a	n/a	n/a	n/a
		10°	n/a	n/a	n/a	n/a	n/a	n/a	n/a	n/a	n/a
		20°	n/a	n/a	n/a	n/a	n/a	n/a	n/a	n/a	n/a
		30°	n/a	n/a	n/a	n/a	n/a	n/a	n/a	n/a	n/a
	Book mode	40°	15.92	12.42	12.43	12.96	12.95	12.96	12.50	12.42	12.38
		35°	15.99	12.42	12.42	12.94	12.92	12.89	12.46	12.49	12.49
	Lid close	30°	n/a	n/a	n/a	n/a	n/a	n/a	n/a	n/a	n/a
		31°	n/a	n/a	n/a	n/a	n/a	n/a	n/a	n/a	n/a
		32°	n/a	n/a	n/a	n/a	n/a	n/a	n/a	n/a	n/a
		33°	n/a	n/a	n/a	n/a	n/a	n/a	n/a	n/a	n/a
		34°	n/a	n/a	n/a	n/a	n/a	n/a	n/a	n/a	n/a
	Book mode	35°	15.99	12.49	12.37	12.81	12.92	12.85	12.35	12.43	12.44
		36°	15.99	12.32	12.33	12.82	12.89	12.85	12.48	12.44	12.33
		37°	15.85	12.47	12.32	12.93	12.99	12.98	12.31	12.41	12.32
		38°	15.81	12.38	12.43	12.90	12.90	12.89	12.37	12.37	12.46
		39°	15.95	12.31	12.40	12.87	12.96	12.87	12.31	12.44	12.36
		40°	15.86	12.41	12.43	12.93	12.90	12.82	12.32	12.44	12.44
		50°	15.92	12.46	12.45	12.83	12.96	12.98	12.35	12.47	12.42
		60°	15.94	12.42	12.40	12.92	12.88	12.81	12.39	12.46	12.47
		70°	15.88	12.42	12.42	12.96	12.82	12.82	12.38	12.38	12.49
		80°	15.88	12.49	12.44	12.97	12.81	12.90	12.50	12.32	12.48
		90°	15.99	12.33	12.33	12.87	12.87	12.95	12.39	12.44	12.39
		100°	15.98	12.37	12.38	12.88	12.84	12.84	12.43	12.45	12.31
		110°	15.83	12.33	12.36	12.96	12.98	12.96	12.39	12.34	12.40
		120°	16.00	12.43	12.48	12.95	12.88	12.95	12.41	12.42	12.48
		130°	15.97	12.44	12.34	12.91	12.93	12.94	12.42	12.46	12.45
		140°	15.92	12.32	12.40	12.87	12.94	12.96	12.34	12.46	12.39
		150°	15.86	12.41	12.35	13.00	12.82	12.89	12.43	12.37	12.33
		160°	15.89	12.38	12.39	12.83	12.85	12.93	12.33	12.46	12.40
		170°	15.94	12.31	12.38	12.82	12.98	12.83	12.32	12.36	12.36
		180°	15.94	12.43	12.42	12.83	12.96	12.95	12.38	12.37	12.39
		190°	15.98	12.48	12.39	12.92	12.95	12.97	12.47	12.43	12.44
		199°	15.96	12.35	12.46	12.95	12.87	12.90	12.37	12.38	12.40
	Book mode	190°	16.00	12.40	12.35	12.96	12.82	12.82	12.42	12.50	12.47
		180°	16.00	12.48	12.36	12.87	12.88	13.00	12.32	12.31	12.44
		170°	15.90	12.43	12.48	12.96	12.94	12.82	12.36	12.50	12.44
		160°	15.83	12.43	12.31	12.97	12.81	12.94	12.48	12.43	12.42
		150°	15.95	12.45	12.39	12.82	12.95	12.91	12.43	12.31	12.32
		140°	15.83	12.49	12.33	12.97	12.89	12.93	12.43	12.42	12.37
		130°	15.88	12.48	12.31	12.86	12.86	12.95	12.36	12.46	12.44
		120°	15.84	12.46	12.49	12.99	12.81	12.86	12.40	12.38	12.48
		110°	15.85	12.42	12.46	12.98	12.88	12.98	12.34	12.34	12.46
		100°	15.88	12.34	12.49	12.97	12.85	12.85	12.38	12.40	12.38
		90°	15.99	12.43	12.41	12.82	12.82	12.89	12.32	12.41	12.32
		80°	16.00	12.48	12.37	12.88	12.83	12.90	12.35	12.41	12.47
		70°	15.84	12.45	12.43	12.83	12.85	12.88	12.46	12.35	12.36
		60°	15.91	12.40	12.46	12.82	12.87	12.97	12.45	12.42	12.45
		50°	15.83	12.35	12.35	12.82	12.87	12.98	12.41	12.50	12.32
		40°	15.81	12.42	12.31	12.88	12.81	12.84	12.34	12.45	12.49
	Lid close	30°	n/a	n/a	n/a	n/a	n/a	n/a	n/a	n/a	n/a
	Book mode	35°	15.88	12.41	12.37	12.90	12.84	12.95	12.32	12.49	12.46
	Lid close	34°	n/a	n/a	n/a	n/a	n/a	n/a	n/a	n/a	n/a
		33°	n/a	n/a	n/a	n/a	n/a	n/a	n/a	n/a	n/a
		32°	n/a	n/a	n/a	n/a	n/a	n/a	n/a	n/a	n/a
		31°	n/a	n/a	n/a	n/a	n/a	n/a	n/a	n/a	n/a
		30°	n/a	n/a	n/a	n/a	n/a	n/a	n/a	n/a	n/a
		20°	n/a	n/a	n/a	n/a	n/a	n/a	n/a	n/a	n/a
		10°	n/a	n/a	n/a	n/a	n/a	n/a	n/a	n/a	n/a
		0°	n/a	n/a	n/a	n/a	n/a	n/a	n/a	n/a	n/a

Unless otherwise stated the results shown in this test report refer only to the sample(s) tested and such sample(s) are retained for 90 days only.
除非另有說明，此報告結果僅對測試之樣品負責，同時此樣品僅保留90天。本報告未經本公司書面許可，不可部份複製。
This document is issued by the Company subject to its General Conditions of Service printed overleaf, available on request or accessible at http://www.sgs.com.tw/Terms-and-Conditions and for electronic format documents, subject to Terms and Conditions for Electronic Documents at http://www.sgs.com.tw/Terms-and-Conditions. Attention is drawn to the limitation of liability, indemnification and jurisdiction issues defined therein. Any holder of this document is advised that information contained hereon reflects the Company's findings at the time of its intervention only and within the limits of Client's instructions, if any. The Company's sole responsibility is to its Client and this document does not exonerate parties to a transaction from exercising all their rights and obligations under the transaction documents. This document cannot be reproduced except in full, without prior written approval of the Company. Any unauthorized alteration, forgery or falsification of the content or appearance of this document is unlawful and offenders may be prosecuted to the fullest extent of the law.

1.7 The SAR Measurement System

A block diagram of the SAR measurement System is given in Fig. a. This SAR Measurement System uses a Computer-controlled 3-D stepper motor system (SPEAG DASY 5 professional system). The model EX3DV4 field probe is used to determine the internal electric fields. The SAR can be obtained from the equation SAR= σ ($|Ei|^2$)/ ρ where σ and ρ are the conductivity and mass density of the tissue-simulant.

The DASY 5 system for performing compliance tests consists of the following items:

1. A standard high precision 6-axis robot (Staubli RX family) with controller, teach pendant and software. An arm extension is for accommodating the data acquisition electronics (DAE).
2. A dosimetric probe, i.e., an isotropic E-field probe optimized and calibrated for usage intissue simulating liquid. The probe is equipped with an optical surface detector system.
3. A data acquisition electronics (DAE) which performs the signal amplification, signal multiplexing, AD-conversion, offset measurements, mechanical surface detection, collision detection, etc. The unit is battery powered with standard or rechargeable batteries. The signal is optically transmitted to the EOC.

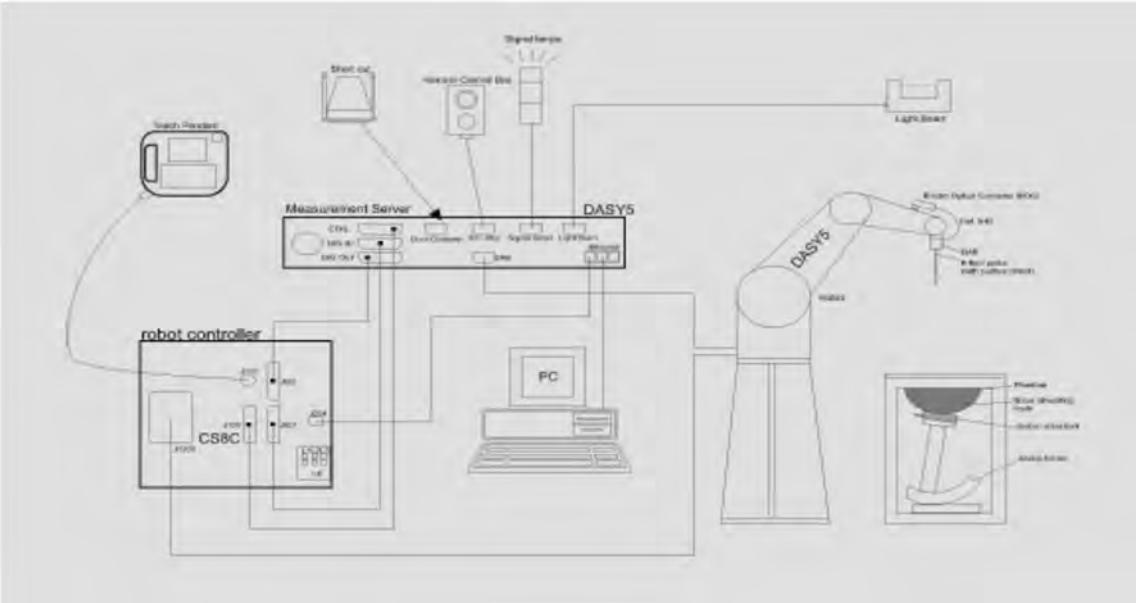

Fig. a The block diagram of SAR system

Unless otherwise stated the results shown in this test report refer only to the sample(s) tested and such sample(s) are retained for 90 days only.
除非另有說明，此報告結果僅對測試之樣品負責，同時此樣品僅保留90天。本報告未經本公司書面許可，不可部份複製。
This document is issued by the Company subject to its General Conditions of Service printed overleaf, available on request or accessible at http://www.sgs.com.tw/Terms-and-Conditions and for electronic format documents, subject to Terms and Conditions for Electronic Documents at http://www.sgs.com.tw/Terms-and-Conditions. Attention is drawn to the limitation of liability, indemnification and jurisdiction issues defined therein. Any holder of this document is advised that information contained hereon reflects the Company's findings at the time of its intervention only and within the limits of Client's instructions, if any. The Company's sole responsibility is to its Client and this document does not exonerate parties to a transaction from exercising all their rights and obligations under the transaction documents. This document cannot be reproduced except in full, without prior written approval of the Company. Any unauthorized alteration, forgery or falsification of the content or appearance of this document is unlawful and offenders may be prosecuted to the fullest extent of the law.

4. The Electro-optical converter (EOC) performs the conversion between optical and electrical of the signals for the digital communication to the DAE and for the analog signal from the optical surface detection. The EOC is connected to the measurement server.
5. The function of the measurement server is to perform the time critical tasks such as signal filtering, control of the robot operation and fast movement interrupts.
6. A probe alignment unit which improves the (absolute) accuracy of the probe positioning.
7. A computer operating Windows 7.
8. DASY 5 software.
9. Remote control with teach pendant and additional circuitry for robot safety such as warning lamps, etc.
10. Tissue simulating liquid mixed according to the given recipes.
11. Validation dipole kits allowing to validate the proper functioning of the system.

Unless otherwise stated the results shown in this test report refer only to the sample(s) tested and such sample(s) are retained for 90 days only.
除非另有說明，此報告結果僅對測試之樣品負責，同時此樣品僅保留90天。本報告未經本公司書面許可，不可部份複製。
This document is issued by the Company subject to its General Conditions of Service printed overleaf, available on request or accessible at http://www.sgs.com.tw/Terms-and-Conditions and for electronic format documents, subject to Terms and Conditions for Electronic Documents at http://www.sgs.com.tw/Terms-and-Conditions. Attention is drawn to the limitation of liability, indemnification and jurisdiction issues defined therein. Any holder of this document is advised that information contained hereon reflects the Company's findings at the time of its intervention only and within the limits of Client's instructions, if any. The Company's sole responsibility is to its Client and this document does not exonerate parties to a transaction from exercising all their rights and obligations under the transaction documents. This document cannot be reproduced except in full, without prior written approval of the Company. Any unauthorized alteration, forgery or falsification of the content or appearance of this document is unlawful and offenders may be prosecuted to the fullest extent of the law.

1.8 System Components

EX3DV4 E-Field Probe

Construction	Symmetrical design with triangular core Built-in shielding against static charges PEEK enclosure material (resistant to organic solvents, e.g., DGBE)	
Calibration	Basic Broad Band Calibration in air Conversion Factors (CF) for HSL 2450/5200/5300/5600/5800 MHz Additional CF for other liquids and frequencies upon request	
Frequency	10 MHz to > 6 GHz	
Directivity	± 0.3 dB in HSL (rotation around probe axis) ± 0.5 dB in tissue material (rotation normal to probe axis)	
Dynamic Range	10 µW/g to > 100 mW/g Linearity: ± 0.2 dB (noise: typically < 1 µW/g)	
Dimensions	Tip diameter: 2.5 mm	
Application	High precision dosimetric measurements in any exposure scenario (e.g., very strong gradient fields). Only probe which enables compliance testing for frequencies up to 6 GHz with precision of better 30%.	

Unless otherwise stated the results shown in this test report refer only to the sample(s) tested and such sample(s) are retained for 90 days only.
除非另有說明，此報告結果僅對測試之樣品負責，同時此樣品僅保留90天。本報告未經本公司書面許可，不可部份複製。
This document is issued by the Company subject to its General Conditions of Service printed overleaf, available on request or accessible at http://www.sgs.com.tw/Terms-and-Conditions and for electronic format documents, subject to Terms and Conditions for Electronic Documents at http://www.sgs.com.tw/Terms-and-Conditions. Attention is drawn to the limitation of liability, indemnification and jurisdiction issues defined therein. Any holder of this document is advised that information contained hereon reflects the Company's findings at the time of its intervention only and within the limits of Client's instructions, if any. The Company's sole responsibility is to its Client and this document does not exonerate parties to a transaction from exercising all their rights and obligations under the transaction documents. This document cannot be reproduced except in full, without prior written approval of the Company. Any unauthorized alteration, forgery or falsification of the content or appearance of this document is unlawful and offenders may be prosecuted to the fullest extent of the law.

PHANTOM

Model	ELI	
Construction	The ELI phantom is used for compliance testing of handheld and body-mounted wireless devices in the frequency range of 30 MHz to 6 GHz. ELI is fully compatible with the IEC 62209-2 standard and all known tissue simulating liquids. ELI has been optimized regarding its performance and can be integrated into our standard phantom tables. A cover prevents evaporation of the liquid. Reference markings on the phantom allow installation of the complete setup, including all predefined phantom positions and measurement grids, by teaching three points. The phantom is compatible with all SPEAG dosimetric probes and dipoles.	
Shell Thickness	2 ± 0.2 mm	
Filling Volume	Approx. 30 liters	
Dimensions	Major axis: 600 mm Minor axis: 400 mm	

DEVICE HOLDER

Construction	The device holder (Supporter) for Notebook is made by POM (polyoxymethylene resin) , which is non-metal and non-conductive. The height can be adjusted to fit varies kind of notebooks.	 Device Holder

Unless otherwise stated the results shown in this test report refer only to the sample(s) tested and such sample(s) are retained for 90 days only.
除非另有說明，此報告結果僅對測試之樣品負責，同時此樣品僅保留90天。本報告未經本公司書面許可，不可部份複製。
This document is issued by the Company subject to its General Conditions of Service printed overleaf, available on request or accessible at http://www.sgs.com.tw/Terms-and-Conditions and for electronic format documents, subject to Terms and Conditions for Electronic Documents at http://www.sgs.com.tw/Terms-and-Conditions. Attention is drawn to the limitation of liability, indemnification and jurisdiction issues defined therein. Any holder of this document is advised that information contained hereon reflects the Company's findings at the time of its intervention only and within the limits of Client's instructions, if any. The Company's sole responsibility is to its Client and this document does not exonerate parties to a transaction from exercising all their rights and obligations under the transaction documents. This document cannot be reproduced except in full, without prior written approval of the Company. Any unauthorized alteration, forgery or falsification of the content or appearance of this document is unlawful and offenders may be prosecuted to the fullest extent of the law.

1.9 SAR System Verification

The microwave circuit arrangement for system verification is sketched in Fig. b. The daily system accuracy verification occurs within the flat section of the SAM phantom. A SAR measurement was performed to see if the measured SAR was within +/- 10% from the target SAR values. These tests were done at 2450/5200/5300/5600/ /5800 MHz. The tests were conducted on the same days as the measurement of the DUT. The obtained results from the system accuracy verification are displayed in the table 1 (SAR values are normalized to 1W forward power delivered to the dipole). During the tests, the liquid depth above the ear reference points was ≥ 15 cm ± 5 mm (frequency ≤ 3 GHz) or ≥ 10 cm ± 5 mm (frequency > 3 G Hz) in all the cases. It is seen that the system is operating within its specification, as the results are within acceptable tolerance of the reference values.

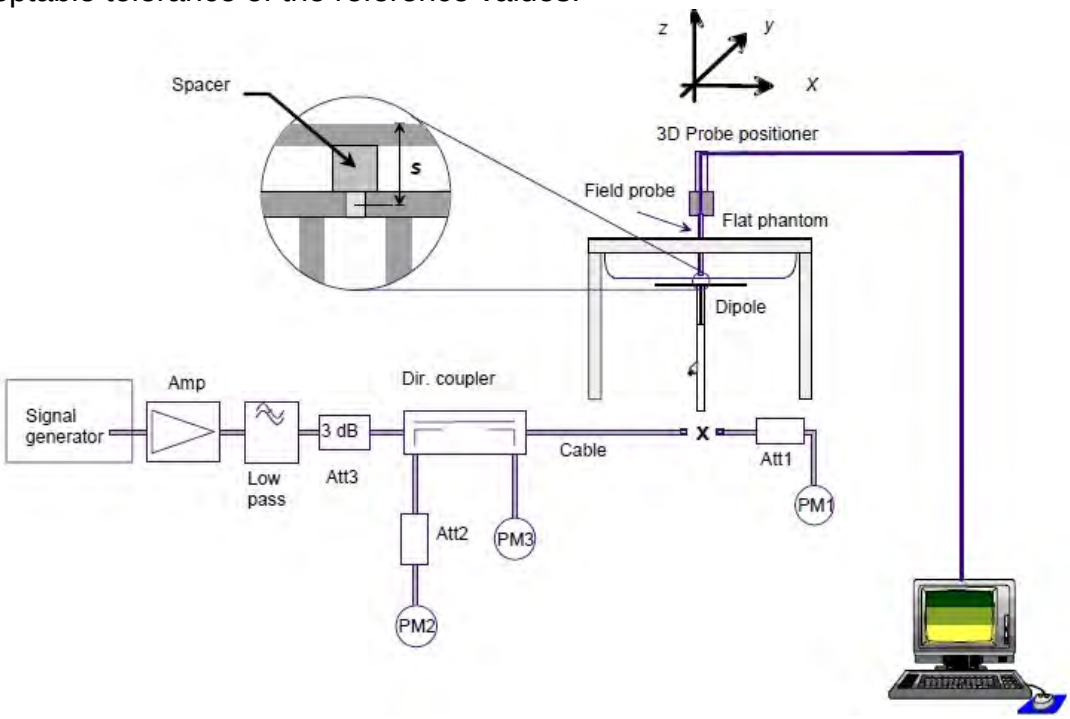

Fig. b The block diagram of system verification

Unless otherwise stated the results shown in this test report refer only to the sample(s) tested and such sample(s) are retained for 90 days only.
除非另有說明，此報告結果僅對測試之樣品負責，同時此樣品僅保留90天。本報告未經本公司書面許可，不可部份複製。
This document is issued by the Company subject to its General Conditions of Service printed overleaf, available on request or accessible at http://www.sgs.com.tw/Terms-and-Conditions and for electronic format documents, subject to Terms and Conditions for Electronic Documents at http://www.sgs.com.tw/Terms-and-Conditions. Attention is drawn to the limitation of liability, indemnification and jurisdiction issues defined therein. Any holder of this document is advised that information contained hereon reflects the Company's findings at the time of its intervention only and within the limits of Client's instructions, if any. The Company's sole responsibility is to its Client and this document does not exonerate parties to a transaction from exercising all their rights and obligations under the transaction documents. This document cannot be reproduced except in full, without prior written approval of the Company. Any unauthorized alteration, forgery or falsification of the content or appearance of this document is unlawful and offenders may be prosecuted to the fullest extent of the law.

Validation Kit	S/N	Frequency (MHz)		1W Target SAR-1g (mW/g)	pin=250mW Measured SAR-1g (mW/g)	Measured SAR-1g normalized to 1W (mW/g)	Deviation (%)	Measured Date
D2450V2	835	2450	Head	51.5	12.80	51.2	-0.58%	Apr, 17, 2021
Validation Kit	**S/N**	**Frequency (MHz)**		**1W Target SAR-1g (mW/g)**	**Pin=100mW Measured SAR-1g (mW/g)**	**Measured SAR-1g normalized to 1W (mW/g)**	**Deviation (%)**	**Measured Date**
D5GHzV2	1023	5200	Head	77.9	8.01	80.1	2.82%	Apr, 18, 2021
		5300	Head	80.4	8.17	81.7	1.62%	Apr, 19, 2021
		5600	Head	83.9	8.51	85.1	1.43%	Apr, 20, 2021
		5800	Head	80.9	8.25	82.5	1.98%	Apr, 21, 2021

Table 1. Results of system validation

Unless otherwise stated the results shown in this test report refer only to the sample(s) tested and such sample(s) are retained for 90 days only.
除非另有說明，此報告結果僅對測試之樣品負責，同時此樣品僅保留90天。本報告未經本公司書面許可，不可部份複製。
This document is issued by the Company subject to its General Conditions of Service printed overleaf, available on request or accessible at http://www.sgs.com.tw/Terms-and-Conditions and for electronic format documents, subject to Terms and Conditions for Electronic Documents at http://www.sgs.com.tw/Terms-and-Conditions. Attention is drawn to the limitation of liability, indemnification and jurisdiction issues defined therein. Any holder of this document is advised that information contained hereon reflects the Company's findings at the time of its intervention only and within the limits of Client's instructions, if any. The Company's sole responsibility is to its Client and this document does not exonerate parties to a transaction from exercising all their rights and obligations under the transaction documents. This document cannot be reproduced except in full, without prior written approval of the Company. Any unauthorized alteration, forgery or falsification of the content or appearance of this document is unlawful and offenders may be prosecuted to the fullest extent of the law.

1.10 Tissue Simulant Fluid for the Frequency Band

The dielectric properties for this Head-simulant fluid were measured by using the SPEAG Dielectric Assessment Kit (DAKS-3.5)
All dielectric parameters of tissue simulates were measured within 24 hours of SAR measurements. The measured conductivity and permittivity are all within ± 5% of the target values.
The depth of the tissue simulant in the flat section of the phantom was ≥ 15 cm ± 5 mm (Frequency ≤3G) or ≥ 10 cm ± 5 mm (Frequency >3G) during all tests. (Fig. 2)

Tissue Type	Measurement Date	Measured Frequency (MHz)	Target Dielectric Constant, εr	Target Conductivity, σ (S/m)	Measured Dielectric Constant, εr	Measured Conductivity, σ (S/m)	% dev εr	% dev σ
Head	Apr. 17, 2021	2402	39.285	1.757	39.073	1.742	-0.54%	-0.87%
		2412	39.268	1.766	39.052	1.749	-0.55%	-0.98%
		2417	39.259	1.771	39.051	1.756	-0.53%	-0.83%
		2437	39.223	1.788	39.043	1.773	-0.46%	-0.86%
		2441	39.216	1.792	39.036	1.776	-0.46%	-0.89%
		2450	39.200	1.800	39.008	1.784	-0.49%	-0.89%
		2457	39.191	1.808	38.983	1.792	-0.53%	-0.87%
		2462	39.185	1.813	38.977	1.796	-0.53%	-0.94%
		2480	39.162	1.827	38.974	1.810	-0.48%	-0.91%
	Apr. 18, 2021	5190	35.997	4.645	35.637	4.593	-1.00%	-1.11%
		5200	35.986	4.655	35.626	4.603	-1.00%	-1.12%
		5210	35.974	4.665	35.615	4.613	-1.00%	-1.12%
		5230	35.951	4.686	35.585	4.633	-1.02%	-1.13%
	Apr. 19, 2021	5270	35.906	4.727	35.536	4.676	-1.03%	-1.07%
		5290	35.883	4.747	35.520	4.694	-1.01%	-1.12%
		5300	35.871	4.758	35.506	4.703	-1.02%	-1.15%
		5310	35.860	4.768	35.487	4.716	-1.04%	-1.09%
	Apr. 20, 2021	5530	35.609	4.993	35.252	4.939	-1.00%	-1.09%
		5600	35.529	5.065	35.177	5.008	-0.99%	-1.13%
		5610	35.517	5.075	35.169	5.020	-0.98%	-1.09%
		5690	35.426	5.157	35.086	5.102	-0.96%	-1.07%
	Apr. 21, 2021	5745	35.363	5.214	35.027	5.156	-0.95%	-1.11%
		5755	35.351	5.224	34.980	5.164	-1.05%	-1.15%
		5775	35.329	5.244	34.979	5.189	-0.99%	-1.06%
		5785	35.317	5.255	34.972	5.196	-0.98%	-1.12%
		5795	35.306	5.265	34.970	5.205	-0.95%	-1.14%
		5800	35.300	5.270	34.961	5.212	-0.96%	-1.10%
		5825	35.271	5.296	34.936	5.240	-0.95%	-1.05%

Table 2. Dielectric Parameters of Tissue Simulant Fluid

Unless otherwise stated the results shown in this test report refer only to the sample(s) tested and such sample(s) are retained for 90 days only.
除非另有說明，此報告結果僅對測試之樣品負責，同時此樣品僅保留90天。本報告未經本公司書面許可，不可部份複製。
This document is issued by the Company subject to its General Conditions of Service printed overleaf, available on request or accessible at http://www.sgs.com.tw/Terms-and-Conditions and for electronic format documents, subject to Terms and Conditions for Electronic Documents at http://www.sgs.com.tw/Terms-and-Conditions. Attention is drawn to the limitation of liability, indemnification and jurisdiction issues defined therein. Any holder of this document is advised that information contained hereon reflects the Company's findings at the time of its intervention only and within the limits of Client's instructions, if any. The Company's sole responsibility is to its Client and this document does not exonerate parties to a transaction from exercising all their rights and obligations under the transaction documents. This document cannot be reproduced except in full, without prior written approval of the Company. Any unauthorized alteration, forgery or falsification of the content or appearance of this document is unlawful and offenders may be prosecuted to the fullest extent of the law.

The composition of the tissue simulating liquid:

Frequency (MHz)	Mode	Ingredient						Total amount
		DGMBE	Water	Salt	Preventol D-7	Cellulose	Sugar	
2450	Head	550ml	450ml	–	–	–	–	1.0L(Kg)

Simulating Liquids for 5 GHz, Manufactured by SPEAG:

Ingredients	Water	Esters, Emulsifiers, Inhibitors	Sodium and Salt
(% by weight)	60-80	20-40	0-1.5

Table 3. Recipes for Tissue Simulating Liquid

Unless otherwise stated the results shown in this test report refer only to the sample(s) tested and such sample(s) are retained for 90 days only.
除非另有說明，此報告結果僅對測試之樣品負責，同時此樣品僅保留90天。本報告未經本公司書面許可，不可部份複製。
This document is issued by the Company subject to its General Conditions of Service printed overleaf, available on request or accessible at http://www.sgs.com.tw/Terms-and-Conditions and for electronic format documents, subject to Terms and Conditions for Electronic Documents at http://www.sgs.com.tw/Terms-and-Conditions. Attention is drawn to the limitation of liability, indemnification and jurisdiction issues defined therein. Any holder of this document is advised that information contained hereon reflects the Company's findings at the time of its intervention only and within the limits of Client's instructions, if any. The Company's sole responsibility is to its Client and this document does not exonerate parties to a transaction from exercising all their rights and obligations under the transaction documents. This document cannot be reproduced except in full, without prior written approval of the Company. Any unauthorized alteration, forgery or falsification of the content or appearance of this document is unlawful and offenders may be prosecuted to the fullest extent of the law.

1.11 Evaluation Procedures

The entire evaluation of the spatial peak values is performed within the Post-processing engine (SEMCAD). The system always gives the maximum values for the 1 g and 10 g cubes. The algorithm to find the cube with highest averaged SAR is divided into the following stages:

1. The extraction of the measured data (grid and values) from the Zoom Scan.
2. The calculation of the SAR value at every measurement point based on all stored data (A/D values and measurement parameters)
3. The generation of a high-resolution mesh within the measured volume
4. The interpolation of all measured values from the measurement grid to the high-resolution grid
5. The extrapolation of the entire 3-D field distribution to the phantom surface over the distance from sensor to surface
6. The calculation of the averaged SAR within masses of 1g and 10g.

The probe is calibrated at the center of the dipole sensors that is located 1 to 2.7mm away from the probe tip. During measurements, the probe stops shortly above the phantom surface, depending on the probe and the surface detecting system. Both distances are included as parameters in the probe configuration file. The software always knows exactly how far away the measured point is from the surface. As the probe cannot directly measure at the surface, the values between the deepest measured point and the surface must be extrapolated. The angle between the probe axis and the surface normal line is less than 30 degree.

In the Area Scan, the gradient of the interpolation function is evaluated to find all the extreme of the SAR distribution. The uncertainty on the locations of the extreme is less than 1/20 of the grid size. Only local maximum within –2 dB of the global maximum are searched and passed for the Cube Scan measurement. In the Cube Scan, the interpolation function is used to extrapolate the Peak SAR from the lowest measurement points to the inner phantom surface (the extrapolation distance). The uncertainty increases with the extrapolation distance. To keep the uncertainty within 1% for the 1 g and 10 g cubes, the extrapolation distance should not be larger than 5mm.

The maximum search is automatically performed after each area scan measurement. It is based on splines in two or three dimensions. The procedure can find the maximum for most SAR distributions even with relatively large grid spacing. After the area scanning measurement, the probe is automatically moved to a position at the interpolated maximum. The following scan can directly use this position for reference, e.g., for a finer resolution grid or the cube evaluations. The 1g and 10g peak evaluations are only available for the predefined cube 7x7x7 scans. The routines are verified and optimized for the grid dimensions used in these cube measurements.

The measured volume of 30x30x30mm contains about 30g of tissue.

The first procedure is an extrapolation (incl. Boundary correction) to get the points between the lowest measured plane and the surface. The next step uses 3D

Unless otherwise stated the results shown in this test report refer only to the sample(s) tested and such sample(s) are retained for 90 days only.
除非另有說明，此報告結果僅對測試之樣品負責，同時此樣品僅保留90天。本報告未經本公司書面許可，不可部份複製。
This document is issued by the Company subject to its General Conditions of Service printed overleaf, available on request or accessible at http://www.sgs.com.tw/Terms-and-Conditions and for electronic format documents, subject to Terms and Conditions for Electronic Documents at http://www.sgs.com.tw/Terms-and-Conditions. Attention is drawn to the limitation of liability, indemnification and jurisdiction issues defined therein. Any holder of this document is advised that information contained hereon reflects the Company's findings at the time of its intervention only and within the limits of Client's instructions, if any. The Company's sole responsibility is to its Client and this document does not exonerate parties to a transaction from exercising all their rights and obligations under the transaction documents. This document cannot be reproduced except in full, without prior written approval of the Company. Any unauthorized alteration, forgery or falsification of the content or appearance of this document is unlawful and offenders may be prosecuted to the fullest extent of the law.

interpolation to get all points within the measured volume. In the last step, a 1g cube is placed numerically into the volume and its averaged SAR is calculated. This cube is the moved around until the highest averaged SAR is found. If the highest SAR is found at the edge of the measured volume, the system will issue a warning: higher SAR values might be found outside of the measured volume. In that case the cube measurement can be repeated, using the new interpolated maximum as the center.

1.12 Probe Calibration Procedures

For the calibration of E-field probes in lossy liquids, an electric field with an accurately known field strength must be produced within the measured liquid. For standardization purposes it would be desirable if all measurements which are necessary to assess the correct field strength would be traceable to standardized measurement procedures. In the following two different calibration techniques are summarized:

1.12.1 Transfer Calibration with Temperature Probes

In lossy liquids the specific absorption rate (SAR) is related both to the electric field (E) and the temperature gradient ($\delta T / \delta t$) in the liquid.

$$SAR = C\frac{\delta T}{\delta t},$$

whereby σ is the conductivity, ρ the density and c the heat capacity of the liquid.

Hence, the electric field in lossy liquid can be measured indirectly by measuring the temperature gradient in the liquid. Non-disturbing temperature probes (optical probes or thermistor probes with resistive lines) with high spatial resolution (<1-2 mm) and fast reaction time (<1 s) are available and can be easily calibrated with high precision [1]. The setup and the exciting source have no influence on the calibration; only the relative positioning uncertainties of the standard temperature probe and the E-field probe to be calibrated must be considered. However, several problems limit the available accuracy of probe calibrations with temperature probes:

Unless otherwise stated the results shown in this test report refer only to the sample(s) tested and such sample(s) are retained for 90 days only.
除非另有說明，此報告結果僅對測試之樣品負責，同時此樣品僅保留90天。本報告未經本公司書面許可，不可部份複製。
This document is issued by the Company subject to its General Conditions of Service printed overleaf, available on request or accessible at http://www.sgs.com.tw/Terms-and-Conditions and for electronic format documents, subject to Terms and Conditions for Electronic Documents at http://www.sgs.com.tw/Terms-and-Conditions. Attention is drawn to the limitation of liability, indemnification and jurisdiction issues defined therein. Any holder of this document is advised that information contained hereon reflects the Company's findings at the time of its intervention only and within the limits of Client's instructions, if any. The Company's sole responsibility is to its Client and this document does not exonerate parties to a transaction from exercising all their rights and obligations under the transaction documents. This document cannot be reproduced except in full, without prior written approval of the Company. Any unauthorized alteration, forgery or falsification of the content or appearance of this document is unlawful and offenders may be prosecuted to the fullest extent of the law.

- The temperature gradient is not directly measurable but must be evaluated from temperature measurements at different time steps. Special precaution is necessary to avoid measurement errors caused by temperature gradients due to energy equalizing effects or convection currents in the liquid. Such effects cannot be completely avoided, as the measured field itself destroys the thermal equilibrium in the liquid. With a careful setup these errors can be kept small.
- The measured volume around the temperature probe is not well defined. It is difficult to calculate the energy transfer from a surrounding gradient temperature field into the probe. These effects must be considered, since temperature probes are calibrated in liquid with homogeneous temperatures. There is no traceable standard for temperature rise measurements.
- The calibration depends on the assessment of the specific density, the heat capacity and the conductivity of the medium. While the specific density and heat capacity can be measured accurately with standardized procedures (~ 2% for c; much better for ρ) , there is no standard for the measurement of the conductivity. Depending on the method and liquid, the error can well exceed ±5%.
- Temperature rise measurements are not very sensitive and therefore are often performed at a higher power level than the E-field measurements. The nonlinearities in the system (e.g., power measurements, different components, etc.) must be considered.

Considering these problems, the possible accuracy of the calibration of E-field probes with temperature gradient measurements in a carefully designed setup is about ±10% (RSS) [2]. Recently, a setup which is a combination of the waveguide techniques and the thermal measurements was presented in [3]. The estimated uncertainty of the setup is ±5% (RSS) when the same liquid is used for the calibration and for actual measurements and ±7-9% (RSS) when not, which is in good agreement with the estimates given in [2].

1.12.2 Calibration with Analytical Fields

In this method a technical setup is used in which the field can be calculated analytically from measurements of other physical magnitudes (e.g., input power). This corresponds to the standard field method for probe calibration in air; however, there is no standard defined for fields in lossy liquids.
When using calculated fields in lossy liquids for probe calibration, several points must be considered in the assessment of the uncertainty:

- The setup must enable accurate determination of the incident power.
- The accuracy of the calculated field strength will depend on the assessment of the dielectric parameters of the liquid.
- Due to the small wavelength in liquids with high permittivity, even small

Unless otherwise stated the results shown in this test report refer only to the sample(s) tested and such sample(s) are retained for 90 days only.
除非另有說明，此報告結果僅對測試之樣品負責，同時此樣品僅保留90天。本報告未經本公司書面許可，不可部份複製。
This document is issued by the Company subject to its General Conditions of Service printed overleaf, available on request or accessible at http://www.sgs.com.tw/Terms-and-Conditions and for electronic format documents, subject to Terms and Conditions for Electronic Documents at http://www.sgs.com.tw/Terms-and-Conditions. Attention is drawn to the limitation of liability, indemnification and jurisdiction issues defined therein. Any holder of this document is advised that information contained hereon reflects the Company's findings at the time of its intervention only and within the limits of Client's instructions, if any. The Company's sole responsibility is to its Client and this document does not exonerate parties to a transaction from exercising all their rights and obligations under the transaction documents. This document cannot be reproduced except in full, without prior written approval of the Company. Any unauthorized alteration, forgery or falsification of the content or appearance of this document is unlawful and offenders may be prosecuted to the fullest extent of the law.

setups might be above the resonant cutoff frequencies. The field distribution in the setup must be carefully checked for conformity with the theoretical field distribution.

References

1. N. Kuster, Q. Balzano, and J.C. Lin, Eds., *Mobile Communications Safety*, Chapman & Hall, London, 1997.
2. K. Meier, M. Burkhardt, T. Schmid, and N. Kuster, \Broadband calibration of E-field probes in lossy media", *IEEE Transactions on Microwave Theory and Techniques*, vol. 44, no. 10, pp. 1954{1962, Oct. 1996.
3. K. Jokela, P. Hyysalo, and L. Puranen, \Calibration of specific absorption rate (SAR) probes in waveguide at 900 MHz", *IEEE Transactions on Instrumentation and Measurements*, vol. 47, no. 2, pp. 432{438, Apr. 1998.

Unless otherwise stated the results shown in this test report refer only to the sample(s) tested and such sample(s) are retained for 90 days only.
除非另有說明，此報告結果僅對測試之樣品負責，同時此樣品僅保留90天。本報告未經本公司書面許可，不可部份複製。
This document is issued by the Company subject to its General Conditions of Service printed overleaf, available on request or accessible at http://www.sgs.com.tw/Terms-and-Conditions and for electronic format documents, subject to Terms and Conditions for Electronic Documents at http://www.sgs.com.tw/Terms-and-Conditions. Attention is drawn to the limitation of liability, indemnification and jurisdiction issues defined therein. Any holder of this document is advised that information contained hereon reflects the Company's findings at the time of its intervention only and within the limits of Client's instructions, if any. The Company's sole responsibility is to its Client and this document does not exonerate parties to a transaction from exercising all their rights and obligations under the transaction documents. This document cannot be reproduced except in full, without prior written approval of the Company. Any unauthorized alteration, forgery or falsification of the content or appearance of this document is unlawful and offenders may be prosecuted to the fullest extent of the law.

1.13 Test Standards and Limits

According to FCC 47CFR §2.1093(d) The limits to be used for evaluation are based generally on criteria published by the American National Standards Institute (ANSI) for localized specific absorption rate (''SAR'') in Section 4.2 of ''IEEE Standard for Safety Levels with Respect to Human Exposure to Radio Frequency Electromagnetic Fields, 3 kHz to 300 GHz,'' ANSI/IEEE C95.1, By the Institute of Electrical and Electronics Engineers, Inc., New York, New York 10017. These criteria for SAR evaluation are similar to those recommended by the National Council on Radiation Protection and Measurements (NCRP) in ''Biological Effects and Exposure Criteria for Radio frequency Electromagnetic Fields,'' NCRP Report No. 86, Section 17.4.5. Copyright NCRP, 1986, Bethesda, Maryland 20814. SAR is a measure of the rate of energy absorption due to exposure to an RF transmitting source. SAR values have been related to threshold levels for potential biological hazards. The criteria to be used are specified in paragraphs (d)(1) and (d)(2) of this section and shall apply for portable devices transmitting in the frequency range from 100 kHz to 6 GHz. Portable devices that transmit at frequencies above 6 GHz are to be evaluated in terms of the MPE limits specified in § 1.1310 of this chapter. Measurements and calculations to demonstrate compliance with MPE field strength or power density limits for devices operating above 6 GHz should be made at a minimum distance of 5 cm from the radiating source.

(1) Limits for Occupational/Controlled exposure: 0.4 W/kg as averaged over the whole-body and spatial peak SAR not exceeding 8 W/kg as averaged over any 1 gram of tissue (defined as a tissue volume in the shape of a cube). Exceptions are the hands, wrists, feet and ankles where the spatial peak SAR shall not exceed 20 W/kg, as averaged over an 10 grams of tissue (defined as a tissue volume in the shape of a cube).

(2) Occupational/Controlled limits apply when persons are exposed as a consequence of their employment provided these persons are fully aware of and exercise control over their exposure. Awareness of exposure can be accomplished by use of warning labels or by specific training or education through appropriate means, such as an RF safety program in a work environment.

(3) Limits for General Population/Uncontrolled exposure: 0.08 W/kg as averaged over the whole-body and spatial peak SAR not exceeding 1.6 W/kg as averaged over any 1 gram of tissue (defined as a tissue volume in the shape of a cube). Exceptions are the hands, wrists, feet and ankles where the spatial peak SAR shall not exceed 4 W/kg, as averaged over any 10 grams of tissue (defined as a tissue volume in the shape of a cube). General Population/Uncontrolled limits apply when the general public may be exposed, or when persons that are exposed as a consequence of their employment may not be fully aware of the potential for exposure or do not exercise control over their exposure. Warning labels placed on consumer devices such as cellular telephones will not be

Unless otherwise stated the results shown in this test report refer only to the sample(s) tested and such sample(s) are retained for 90 days only.
除非另有說明，此報告結果僅對測試之樣品負責，同時此樣品僅保留90天。本報告未經本公司書面許可，不可部份複製。
This document is issued by the Company subject to its General Conditions of Service printed overleaf, available on request or accessible at http://www.sgs.com.tw/Terms-and-Conditions and for electronic format documents, subject to Terms and Conditions for Electronic Documents at http://www.sgs.com.tw/Terms-and-Conditions. Attention is drawn to the limitation of liability, indemnification and jurisdiction issues defined therein. Any holder of this document is advised that information contained hereon reflects the Company's findings at the time of its intervention only and within the limits of Client's instructions, if any. The Company's sole responsibility is to its Client and this document does not exonerate parties to a transaction from exercising all their rights and obligations under the transaction documents. This document cannot be reproduced except in full, without prior written approval of the Company. Any unauthorized alteration, forgery or falsification of the content or appearance of this document is unlawful and offenders may be prosecuted to the fullest extent of the law.

sufficient reason to allow these devices to be evaluated subject to limits for occupational/controlled exposure in paragraph (d)(1) of this section. (Table 4.)

Human Exposure	Uncontrolled Environment General Population	Controlled Environment Occupational
Spatial Peak SAR (Brain)	1.60 W/kg	8.00 W/kg
Spatial Average SAR (Whole Body)	0.08 W/kg	0.40 W/kg
Spatial Peak SAR (Hands/Feet/Ankle/Wrist)	4.00 W/kg	20.00 W/kg

Table 4. RF exposure limits

Notes:
1. Uncontrolled environments are defined as locations where there is potential exposure of individuals who have no knowledge or control of their potential exposure.
2. Controlled environments are defined as locations where there is potential exposure of individuals who have knowledge of their potential exposure and can exercise control over their exposure.

Unless otherwise stated the results shown in this test report refer only to the sample(s) tested and such sample(s) are retained for 90 days only.
除非另有說明，此報告結果僅對測試之樣品負責，同時此樣品僅保留90天。本報告未經本公司書面許可，不可部份複製。
This document is issued by the Company subject to its General Conditions of Service printed overleaf, available on request or accessible at http://www.sgs.com.tw/Terms-and-Conditions and for electronic format documents, subject to Terms and Conditions for Electronic Documents at http://www.sgs.com.tw/Terms-and-Conditions. Attention is drawn to the limitation of liability, indemnification and jurisdiction issues defined therein. Any holder of this document is advised that information contained hereon reflects the Company's findings at the time of its intervention only and within the limits of Client's instructions, if any. The Company's sole responsibility is to its Client and this document does not exonerate parties to a transaction from exercising all their rights and obligations under the transaction documents. This document cannot be reproduced except in full, without prior written approval of the Company. Any unauthorized alteration, forgery or falsification of the content or appearance of this document is unlawful and offenders may be prosecuted to the fullest extent of the law.

2. Summary of Results

2.1 Decision rules

Reported measurement data comply with IEEE 1528-2013:
Determining compliance shall be based on the results of the compliance measurement, not taking into account measurement instrumentation uncertainty.

2.2 Summary of Results

Tablet mode
WLAN Tx2 Antenna

Antenna	Mode	Position	Distance (mm)	CH	Freq. (MHz)	Max. Rated Avg. Power + Max. Tolerance (dBm)	Measured Avg. Power (dBm)	Duty cycle scaling	Power scaling	Averaged SAR over 1g (W/kg)		Plot page
										Measured	Reported	
Tx2	WLAN 802.11b	Back side	0	6	2437	16.00	15.93	1.000	101.62%	0.070	0.071	-
		Top side	0	1	2412	16.00	15.87	1.000	103.04%	0.993	1.023	-
		Top side	0	6	2437	16.00	15.93	1.000	101.62%	1.070	1.087	66
		Top side*	0	6	2437	16.00	15.93	1.000	101.62%	1.060	1.077	-
		Top side	0	11	2462	16.00	15.80	1.000	104.71%	1.010	1.058	-
		Bottom side	0	6	2437	16.00	15.93	1.000	101.62%	0.041	0.042	-
		Left side	0	6	2437	16.00	15.93	1.000	101.62%	0.025	0.025	-
	Bluetooth (GFSK)	Back side	0	0	2402	6.00	5.95	1.295	101.16%	0.005	0.007	-
		Top side	0	0	2402	6.00	5.95	1.295	101.16%	0.078	0.102	67
		Bottom side	0	0	2402	6.00	5.95	1.295	101.16%	0.003	0.005	-
		Left side	0	0	2402	6.00	5.95	1.295	101.16%	0.002	0.002	-
	WLAN 802.11n(40M) 5.2G	Back side	0	46	5230	12.50	12.47	1.007	100.69%	0.087	0.088	-
		Top side	0	46	5230	12.50	12.47	1.007	100.69%	0.513	0.520	68
		Bottom side	0	46	5230	12.50	12.47	1.007	100.69%	0.106	0.107	-
		Left side	0	46	5230	12.50	12.47	1.007	100.69%	0.066	0.067	-
	WLAN 802.11ac(80M) 5.2G	Back side	0	42	5210	12.50	12.35	1.010	103.51%	0.092	0.096	-
		Top side	0	42	5210	12.50	12.35	1.010	103.51%	0.557	0.582	69
		Bottom side	0	42	5210	12.50	12.35	1.010	103.51%	0.109	0.114	-
		Left side	0	42	5210	12.50	12.35	1.010	103.51%	0.070	0.073	-
	WLAN 802.11n(40M) 5.3G	Back side	0	54	5270	13.00	12.94	1.007	101.39%	0.102	0.104	-
		Top side	0	54	5270	13.00	12.94	1.007	101.39%	0.613	0.626	70
		Bottom side	0	54	5270	13.00	12.94	1.007	101.39%	0.114	0.116	-
		Left side	0	54	5270	13.00	12.94	1.007	101.39%	0.073	0.075	-
	WLAN 802.11ac(80M) 5.3G	Back side	0	58	5290	13.00	12.84	1.010	103.75%	0.133	0.139	-
		Top side	0	58	5290	13.00	12.84	1.010	103.75%	0.750	0.786	71
		Bottom side	0	58	5290	13.00	12.84	1.010	103.75%	0.141	0.148	-
		Left side	0	58	5290	13.00	12.84	1.010	103.75%	0.088	0.092	-
	WLAN 802.11ac(80M) 5.6G	Back side	0	138	5690	13.00	12.99	1.010	100.23%	0.129	0.131	-
		Top side	0	106	5530	13.00	12.92	1.010	101.86%	0.738	0.759	-
		Top side	0	122	5610	13.00	12.85	1.010	103.51%	0.737	0.771	-
		Top side	0	138	5690	13.00	12.99	1.010	100.23%	0.771	0.781	72
		Bottom side	0	138	5690	13.00	12.99	1.010	100.23%	0.148	0.150	-
		Left side	0	138	5690	13.00	12.99	1.010	100.23%	0.085	0.086	-
	WLAN 802.11n(40M) 5.8G	Back side	0	151	5755	12.50	12.46	1.007	100.93%	0.075	0.076	-
		Top side	0	151	5755	12.50	12.46	1.007	100.93%	0.490	0.498	73
		Bottom side	0	151	5755	12.50	12.46	1.007	100.93%	0.103	0.105	-
		Left side	0	151	5755	12.50	12.46	1.007	100.93%	0.065	0.066	-
	WLAN 802.11ac(80M) 5.8G	Back side	0	155	5775	12.50	12.46	1.010	100.93%	0.072	0.073	-
		Top side	0	155	5775	12.50	12.46	1.010	100.93%	0.489	0.499	74
		Bottom side	0	155	5775	12.50	12.46	1.010	100.93%	0.101	0.103	-
		Left side	0	155	5775	12.50	12.46	1.010	100.93%	0.061	0.062	-

* - repeated at the highest SAR measurement according to the KDB 865664 D01

Unless otherwise stated the results shown in this test report refer only to the sample(s) tested and such sample(s) are retained for 90 days only.
除非另有說明，此報告結果僅對測試之樣品負責，同時此樣品僅保留90天。本報告未經本公司書面許可，不可部份複製。
This document is issued by the Company subject to its General Conditions of Service printed overleaf, available on request or accessible at http://www.sgs.com.tw/Terms-and-Conditions and for electronic format documents, subject to Terms and Conditions for Electronic Documents at http://www.sgs.com.tw/Terms-and-Conditions. Attention is drawn to the limitation of liability, indemnification and jurisdiction issues defined therein. Any holder of this document is advised that information contained hereon reflects the Company's findings at the time of its intervention only and within the limits of Client's instructions, if any. The Company's sole responsibility is to its Client and this document does not exonerate parties to a transaction from exercising all their rights and obligations under the transaction documents. This document cannot be reproduced except in full, without prior written approval of the Company. Any unauthorized alteration, forgery or falsification of the content or appearance of this document is unlawful and offenders may be prosecuted to the fullest extent of the law.

WLAN Tx1 Antenna

Antenna	Mode	Position	Distance (mm)	CH	Freq. (MHz)	Max. Rated Avg. Power + Max. Tolerance (dBm)	Measured Avg. Power (dBm)	Duty cycle scaling	Power scaling	Averaged SAR over 1g (W/kg)		Plot page
										Measured	Reported	
Tx1	WLAN 802.11b	Back side	0	1	2412	16.00	15.98	1.000	100.46%	0.073	0.073	-
		Top side	0	1	2412	16.00	15.98	1.000	100.46%	0.957	0.961	75
		Top side*	0	1	2412	16.00	15.98	1.000	100.46%	0.949	0.953	-
		Top side	0	6	2437	16.00	15.93	1.000	101.62%	0.882	0.896	-
		Top side	0	11	2462	16.00	15.86	1.000	103.28%	0.910	0.940	-
		Bottom side	0	1	2412	16.00	15.98	1.000	100.46%	0.050	0.050	-
		Right side	0	1	2412	16.00	15.98	1.000	100.46%	0.039	0.039	-
	WLAN 802.11n(40M) 5.2G	Back side	0	46	5230	12.50	12.44	1.007	101.39%	0.048	0.049	-
		Top side	0	46	5230	12.50	12.44	1.007	101.39%	0.592	0.604	76
		Bottom side	0	46	5230	12.50	12.44	1.007	101.39%	0.014	0.014	-
		Right side	0	46	5230	12.50	12.44	1.007	101.39%	0.041	0.042	-
	WLAN 802.11ac(80M) 5.2G	Back side	0	42	5210	12.50	12.45	1.010	101.16%	0.061	0.062	-
		Top side	0	42	5210	12.50	12.45	1.010	101.16%	0.770	0.787	77
		Bottom side	0	42	5210	12.50	12.45	1.010	101.16%	0.021	0.021	-
		Right side	0	42	5210	12.50	12.45	1.010	101.16%	0.055	0.056	-
	WLAN 802.11n(40M) 5.3G	Back side	0	54	5270	13.00	12.92	1.007	101.86%	0.053	0.054	-
		Top side	0	54	5270	13.00	12.92	1.007	101.86%	0.540	0.554	78
		Bottom side	0	54	5270	13.00	12.92	1.007	101.86%	0.013	0.013	-
		Right side	0	54	5270	13.00	12.92	1.007	101.86%	0.043	0.044	-
	WLAN 802.11ac(80M) 5.3G	Back side	0	58	5290	13.00	12.82	1.010	104.23%	0.056	0.059	-
		Top side	0	58	5290	13.00	12.82	1.010	104.23%	0.596	0.627	79
		Bottom side	0	58	5290	13.00	12.82	1.010	104.23%	0.013	0.014	-
		Right side	0	58	5290	13.00	12.82	1.010	104.23%	0.045	0.047	-
	WLAN 802.11ac(80M) 5.6G	Back side	0	138	5690	13.00	13.00	1.010	100.00%	0.062	0.063	-
		Top side	0	138	5690	13.00	13.00	1.010	100.00%	0.599	0.605	80
		Bottom side	0	138	5690	13.00	13.00	1.010	100.00%	0.016	0.016	-
		Right side	0	138	5690	13.00	13.00	1.010	100.00%	0.049	0.049	-
	WLAN 802.11n(40M) 5.8G	Back side	0	151	5755	12.50	12.46	1.007	100.93%	0.041	0.042	-
		Top side	0	151	5755	12.50	12.46	1.007	100.93%	0.346	0.352	81
		Bottom side	0	151	5755	12.50	12.46	1.007	100.93%	0.012	0.012	-
		Right side	0	151	5755	12.50	12.46	1.007	100.93%	0.033	0.034	-
	WLAN 802.11ac(80M) 5.8G	Back side	0	155	5775	12.50	12.43	1.010	101.62%	0.039	0.040	-
		Top side	0	155	5775	12.50	12.43	1.010	101.62%	0.316	0.324	82
		Bottom side	0	155	5775	12.50	12.43	1.010	101.62%	0.011	0.011	-
		Right side	0	155	5775	12.50	12.43	1.010	101.62%	0.033	0.034	-

* - repeated at the highest SAR measurement according to the KDB 865664 D01

Unless otherwise stated the results shown in this test report refer only to the sample(s) tested and such sample(s) are retained for 90 days only.
除非另有說明，此報告結果僅對測試之樣品負責，同時此樣品僅保留90天。本報告未經本公司書面許可，不可部份複製。
This document is issued by the Company subject to its General Conditions of Service printed overleaf, available on request or accessible at http://www.sgs.com.tw/Terms-and-Conditions and for electronic format documents, subject to Terms and Conditions for Electronic Documents at http://www.sgs.com.tw/Terms-and-Conditions. Attention is drawn to the limitation of liability, indemnification and jurisdiction issues defined therein. Any holder of this document is advised that information contained hereon reflects the Company's findings at the time of its intervention only and within the limits of Client's instructions, if any. The Company's sole responsibility is to its Client and this document does not exonerate parties to a transaction from exercising all their rights and obligations under the transaction documents. This document cannot be reproduced except in full, without prior written approval of the Company. Any unauthorized alteration, forgery or falsification of the content or appearance of this document is unlawful and offenders may be prosecuted to the fullest extent of the law.

Notebook mode

Antenna	Mode	Position	Distance (mm)	CH	Freq. (MHz)	Max. Rated Avg. Power + Max. Tolerance (dBm)	Measured Avg. Power (dBm)	Duty cycle scaling	Power scaling	Averaged SAR over 1g (W/kg)		Plot page
										Measured	Reported	
Tx2	WLAN 802.11b	Bottom side	0	2	2417	20.50	20.39	1.000	102.57%	0.006	0.006	-
		Bottom side	0	6	2437	20.50	20.42	1.000	101.86%	0.007	0.007	-
		Bottom side	0	10	2457	20.50	20.48	1.000	100.46%	0.008	0.008	83
	Bluetooth (GFSK)	Bottom side	0	0	2402	6.00	5.95	1.295	101.16%	0.002	0.003	84
	WLAN 802.11n(40M) 5.2G	Bottom side	0	46	5230	19.50	19.40	1.007	102.33%	0.014	0.014	85
	WLAN 802.11n(40M) 5.3G	Bottom side	0	54	5270	19.50	19.43	1.007	101.62%	0.020	0.021	86
	WLAN 802.11n(80M) 5.6G	Bottom side	0	138	5690	19.50	19.35	1.010	103.51%	0.022	0.023	87
	WLAN 802.11a 5.8G	Bottom side	0	149	5745	20.50	20.45	1.000	101.16%	0.024	0.024	88
		Bottom side	0	157	5785	20.50	20.43	1.000	101.62%	0.020	0.020	-
		Bottom side	0	165	5825	20.50	20.44	1.000	101.39%	0.021	0.021	-
Tx1	WLAN 802.11b	Bottom side	0	2	2417	20.50	20.45	1.000	101.16%	0.008	0.008	89
		Bottom side	0	6	2437	20.50	20.35	1.000	103.51%	0.006	0.007	-
		Bottom side	0	10	2457	20.50	20.25	1.000	105.93%	0.006	0.006	-
	WLAN 802.11n(40M) 5.2G	Bottom side	0	38	5190	16.00	15.93	1.007	101.62%	0.037	0.038	-
		Bottom side	0	46	5230	19.50	19.45	1.007	101.16%	0.041	0.042	90
	WLAN 802.11n(40M) 5.3G	Bottom side	0	54	5270	19.50	19.45	1.007	101.16%	0.015	0.015	91
	WLAN 802.11ac(80M) 5.6G	Bottom side	0	138	5690	19.50	19.45	1.010	101.16%	0.020	0.020	92
	WLAN 802.11a 5.8G	Bottom side	0	149	5745	20.50	20.45	1.000	101.16%	0.017	0.017	93

Note:

Scaling = $\frac{\text{reported SAR}}{\text{measured SAR}} = \frac{\text{P2(mW)}}{\text{P1(mW)}} = 10^{\left(\frac{\text{P2}-\text{P1}}{10}\right)}(\text{dBm})$

Reported SAR = measured SAR * (scaling)

Where P2 is maximum specified power, P1 is measured conducted power

2.3 Reporting statements of conformity

The conformity statement in this report is based solely on the test results, measurement uncertainty is excluded.

Unless otherwise stated the results shown in this test report refer only to the sample(s) tested and such sample(s) are retained for 90 days only.
除非另有說明，此報告結果僅對測試之樣品負責，同時此樣品僅保留90天。本報告未經本公司書面許可，不可部份複製。
This document is issued by the Company subject to its General Conditions of Service printed overleaf, available on request or accessible at http://www.sgs.com.tw/Terms-and-Conditions and for electronic format documents, subject to Terms and Conditions for Electronic Documents at http://www.sgs.com.tw/Terms-and-Conditions. Attention is drawn to the limitation of liability, indemnification and jurisdiction issues defined therein. Any holder of this document is advised that information contained hereon reflects the Company's findings at the time of its intervention only and within the limits of Client's instructions, if any. The Company's sole responsibility is to its Client and this document does not exonerate parties to a transaction from exercising all their rights and obligations under the transaction documents. This document cannot be reproduced except in full, without prior written approval of the Company. Any unauthorized alteration, forgery or falsification of the content or appearance of this document is unlawful and offenders may be prosecuted to the fullest extent of the law.

3. Simultaneous Transmission Analysis

Simultaneous Transmission Scenarios:

Simultaneous Transmit Configurations	Body
2.4GHz WLAN MIMO	Yes
5GHz WLAN MIMO	Yes
BT + 2.4GHz WLAN Tx1	Yes
BT + 5GHz WLAN Tx1	Yes

Note:
1. Bluetooth and WLAN Tx2 share the same antenna path, and BT can transmit with WLAN Tx1 simultaneously.
2. For 2.4/5GHz WLAN Tx2 and Tx1 antennas, the maximum output power of each antenna during simultaneous transmission is less than that used in standalone transmission, and we used the sum of standalone 1-g SAR provision in KDB447498D01 to exclude the simultaneous transmitted SAR measurement.

Unless otherwise stated the results shown in this test report refer only to the sample(s) tested and such sample(s) are retained for 90 days only.
除非另有說明，此報告結果僅對測試之樣品負責，同時此樣品僅保留90天。本報告未經本公司書面許可，不可部份複製。
This document is issued by the Company subject to its General Conditions of Service printed overleaf, available on request or accessible at http://www.sgs.com.tw/Terms-and-Conditions and for electronic format documents, subject to Terms and Conditions for Electronic Documents at http://www.sgs.com.tw/Terms-and-Conditions. Attention is drawn to the limitation of liability, indemnification and jurisdiction issues defined therein. Any holder of this document is advised that information contained hereon reflects the Company's findings at the time of its intervention only and within the limits of Client's instructions, if any. The Company's sole responsibility is to its Client and this document does not exonerate parties to a transaction from exercising all their rights and obligations under the transaction documents. This document cannot be reproduced except in full, without prior written approval of the Company. Any unauthorized alteration, forgery or falsification of the content or appearance of this document is unlawful and offenders may be prosecuted to the fullest extent of the law.

3.1 Estimated SAR calculation

According to KDB447498 D01v06 – When standalone SAR test exclusion applies to an antenna that transmits simultaneously with other antennas, the standalone SAR must be estimated according to following to determine simultaneous transmission SAR test exclusion:

$$\text{Estimated SAR} = \frac{\text{Max. tune up power (mW)}}{\text{Min. test separation distance(mm)}} \times \frac{\sqrt{\text{f(GHz)}}}{7.5}$$

If the minimum test separation distance is < 5mm, a distance of 5mm is used for estimated SAR calculation. When the test separation distance is >50mm, the 0.4W/kg is used for SAR-1g.

3.2 SPLSR evaluation and analysis

Per KDB447498D01, when the sum of SAR is larger than the limit, SAR test exclusion is determined by the SAR sum to peak location separation ratio(SPLSR).

The simultaneous transmitting antennas in each operating mode and exposure condition combination must be considered one pair at a time to determine the SAR to peak location separation ratio to qualify for test exclusion.

The ratio is determined by **(SAR1 + SAR2)^1.5/Ri**, rounded to two decimal digits, and must be **≤ 0.04** for all antenna pairs in the configuration to qualify for 1-g SAR test exclusion.

SAR1 and SAR2 are the highest reported or estimated SAR for each antenna in the pair, and Ri is the separation distance between the peak SAR locations for the antenna pair in mm.

When standalone test exclusion applies, SAR is estimated; the peak location is assumed to be at the feed-point or geometric center of the antenna.

Unless otherwise stated the results shown in this test report refer only to the sample(s) tested and such sample(s) are retained for 90 days only.
除非另有說明，此報告結果僅對測試之樣品負責，同時此樣品僅保留90天。本報告未經本公司書面許可，不可部份複製。
This document is issued by the Company subject to its General Conditions of Service printed overleaf, available on request or accessible at http://www.sgs.com.tw/Terms-and-Conditions and for electronic format documents, subject to Terms and Conditions for Electronic Documents at http://www.sgs.com.tw/Terms-and-Conditions. Attention is drawn to the limitation of liability, indemnification and jurisdiction issues defined therein. Any holder of this document is advised that information contained hereon reflects the Company's findings at the time of its intervention only and within the limits of Client's instructions, if any. The Company's sole responsibility is to its Client and this document does not exonerate parties to a transaction from exercising all their rights and obligations under the transaction documents. This document cannot be reproduced except in full, without prior written approval of the Company. Any unauthorized alteration, forgery or falsification of the content or appearance of this document is unlawful and offenders may be prosecuted to the fullest extent of the law.

The simultaneous Transmission conditions (Tablet mode)

Exposure position 1g(W/kg)	1	2	3	4	5	Scenario 1	Scenario 2	Scenario 3	Scenario 4	SPLSR
	WLAN 2.4GHz Tx1	WLAN 2.4GHz Tx2	WLAN 5GHz Tx1	WLAN 5GHz Tx2	BT Tx2	1+2 Sum	3+4 Sum	1+5 Sum	3+5 Sum	
Back side	0.073	0.071	0.063	0.139	0.007	0.144	0.202	0.080	0.070	ΣSAR<1.6, Not required
Top side	0.961	1.087	0.787	0.786	0.102	2.048	1.573	1.063	0.889	Analyzed as below
Bottom side	0.050	0.042	0.021	0.150	0.005	0.092	0.171	0.055	0.026	ΣSAR<1.6, Not required
Right side	0.039	-	0.056	-	-	0.039	0.056	0.039	0.056	ΣSAR<1.6, Not required
Left side	-	0.025	-	0.092	0.002	0.025	0.092	0.002	0.002	ΣSAR<1.6, Not required

The simultaneous Transmission conditions (Notebook mode)

Exposure position 1g(W/kg)	1	2	3	4	5	Scenario 1	Scenario 2	Scenario 3	Scenario 4	SPLSR
	WLAN 2.4GHz Tx1	WLAN 2.4GHz Tx2	WLAN 5GHz Tx1	WLAN 5GHz Tx2	BT Tx2	1+2 Sum	3+4 Sum	1+5 Sum	3+5 Sum	
Bottom side	0.008	0.008	0.042	0.024	0.003	0.016	0.066	0.011	0.045	ΣSAR<1.6, Not required

Unless otherwise stated the results shown in this test report refer only to the sample(s) tested and such sample(s) are retained for 90 days only.
除非另有說明，此報告結果僅對測試之樣品負責，同時此樣品僅保留90天。本報告未經本公司書面許可，不可部份複製。
This document is issued by the Company subject to its General Conditions of Service printed overleaf, available on request or accessible at http://www.sgs.com.tw/Terms-and-Conditions and for electronic format documents, subject to Terms and Conditions for Electronic Documents at http://www.sgs.com.tw/Terms-and-Conditions. Attention is drawn to the limitation of liability, indemnification and jurisdiction issues defined therein. Any holder of this document is advised that information contained hereon reflects the Company's findings at the time of its intervention only and within the limits of Client's instructions, if any. The Company's sole responsibility is to its Client and this document does not exonerate parties to a transaction from exercising all their rights and obligations under the transaction documents. This document cannot be reproduced except in full, without prior written approval of the Company. Any unauthorized alteration, forgery or falsification of the content or appearance of this document is unlawful and offenders may be prosecuted to the fullest extent of the law.

Tablet mode

2.4 GHz WLAN MIMO

Conditions	Position	SAR Value (W/kg)	Coordinates (cm)			ΣSAR (W/kg)	Peak Location Separation Distance (mm)	SPLSR	Simultaneous Transmission SAR Test
			x	y	z				
WLAN Tx1	Top side	0.961	-0.92	10.08	-0.49	2.048	191.60	0.015	SPLSR<0.04, Not required
WLAN Tx2		1.087	-0.92	-9.08	-0.47				

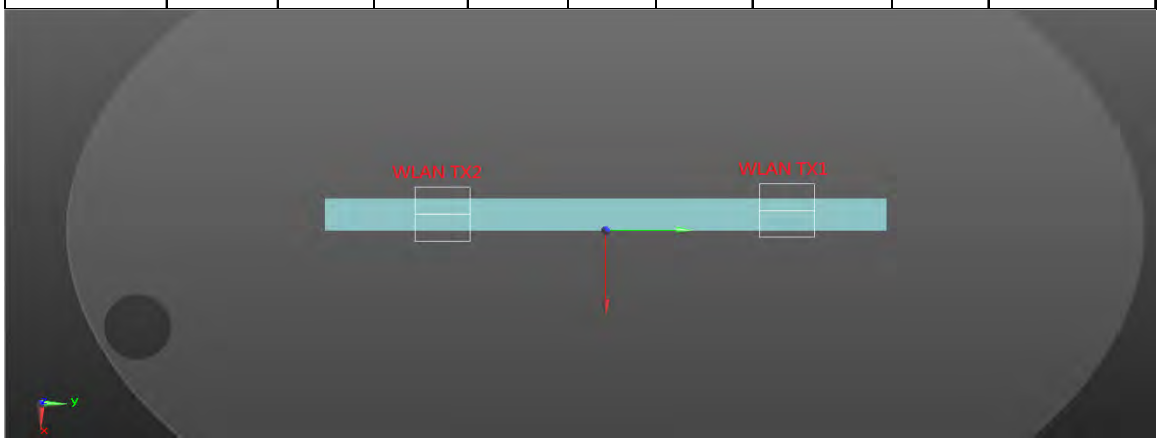

Unless otherwise stated the results shown in this test report refer only to the sample(s) tested and such sample(s) are retained for 90 days only.
除非另有說明，此報告結果僅對測試之樣品負責，同時此樣品僅保留90天。本報告未經本公司書面許可，不可部份複製。
This document is issued by the Company subject to its General Conditions of Service printed overleaf, available on request or accessible at http://www.sgs.com.tw/Terms-and-Conditions and for electronic format documents, subject to Terms and Conditions for Electronic Documents at http://www.sgs.com.tw/Terms-and-Conditions. Attention is drawn to the limitation of liability, indemnification and jurisdiction issues defined therein. Any holder of this document is advised that information contained hereon reflects the Company's findings at the time of its intervention only and within the limits of Client's instructions, if any. The Company's sole responsibility is to its Client and this document does not exonerate parties to a transaction from exercising all their rights and obligations under the transaction documents. This document cannot be reproduced except in full, without prior written approval of the Company. Any unauthorized alteration, forgery or falsification of the content or appearance of this document is unlawful and offenders may be prosecuted to the fullest extent of the law.

4. Instruments List

Manufacturer	Device	Type	Serial number	Date of last calibration	Date of next calibration
SPEAG	Dosimetric E-Field Probe	EX3DV4	7466	Jan.29.2021	Jan.28.2022
SPEAG	System Validation Dipole	D2450V2	835	Jun.15,2020	Jun.14,2021
		D5GHzV2	1023	Jan.26.2021	Jan.25.2022
SPEAG	Data acquisition Electronics	DAE4	877	Mar.22,2021	Mar.21,2022
SPEAG	Software	DASY 52 52.10.4	N/A	Calibration not required	Calibration not required
SPEAG	Phantom	ELI	N/A	Calibration not required	Calibration not required
SPEAG	Dielectric Assessment Kit	DAKS-3.5	1053	Feb.17,2021	Feb.16,2022
Agilent	Dual-directional coupler	772D	MY46151242	Aug.17,2020	Aug.16,2021
		778D	MY48220468	Aug.17,2020	Aug.16,2021
Agilent	Signal Generator	N5181A	MY50141235	May.04,2020	May.03,2021
Agilent	Power Meter	E4417A	MY52200004	Oct.18,2020	Oct.17,2021
Agilent	Power Sensor	E9301H	MY52240003	Oct.18,2020	Oct.17,2021
			MY52200003	Oct.18,2020	Oct.17,2021
TECPEL	Digital thermometer	DTM-303A	TP130075	Sep.30.2020	Sep.29.2021

Unless otherwise stated the results shown in this test report refer only to the sample(s) tested and such sample(s) are retained for 90 days only.
除非另有說明，此報告結果僅對測試之樣品負責，同時此樣品僅保留90天。本報告未經本公司書面許可，不可部份複製。
This document is issued by the Company subject to its General Conditions of Service printed overleaf, available on request or accessible at http://www.sgs.com.tw/Terms-and-Conditions and for electronic format documents, subject to Terms and Conditions for Electronic Documents at http://www.sgs.com.tw/Terms-and-Conditions. Attention is drawn to the limitation of liability, indemnification and jurisdiction issues defined therein. Any holder of this document is advised that information contained hereon reflects the Company's findings at the time of its intervention only and within the limits of Client's instructions, if any. The Company's sole responsibility is to its Client and this document does not exonerate parties to a transaction from exercising all their rights and obligations under the transaction documents. This document cannot be reproduced except in full, without prior written approval of the Company. Any unauthorized alteration, forgery or falsification of the content or appearance of this document is unlawful and offenders may be prosecuted to the fullest extent of the law.

5. Measurements

Date: 2021/4/17

Report No. :ES/2021/40001
WLAN 802.11b_Body_Top side_CH 6_Tx2_0mm
Communication System: WLAN; Frequency: 2437 MHz; Duty Cycle: 1:1
Medium parameters used: f = 2437 MHz; σ = 1.773 S/m; ε_r = 39.043; ρ = 1000 kg/m^3
Phantom section: Flat Section
Ambient temperature: 22.4°C; Liquid temperature: 22.4°C

DASY5 Configuration:

- Probe: EX3DV4 - SN7466; ConvF(8.08, 8.08, 8.08); Calibrated: 2021/01/29
- Sensor-Surface: 2mm (Mechanical Surface Detection)
- Electronics: DAE4 Sn877; Calibrated: 2021/3/22
- Phantom: ELI
- DASY52 52.10.4(1527); SEMCAD X 14.6.14(7483)

Area Scan (71x91x1): Interpolated grid: dx=12 mm, dy=12 mm
Maximum value of SAR (interpolated) = 1.72 W/kg

Zoom Scan (7x7x7)/Cube 0: Measurement grid: dx=5mm, dy=5mm, dz=5mm
Reference Value = 4.529 V/m; Power Drift = 0.07 dB
Peak SAR (extrapolated) = 2.96 W/kg
SAR(1 g) = 1.07 W/kg; SAR(10 g) = 0.397 W/kg
Smallest distance from peaks to all points 3 dB below = 7.5 mm
Ratio of SAR at M2 to SAR at M1 = 47.9%
Maximum value of SAR (measured) = 1.77 W/kg

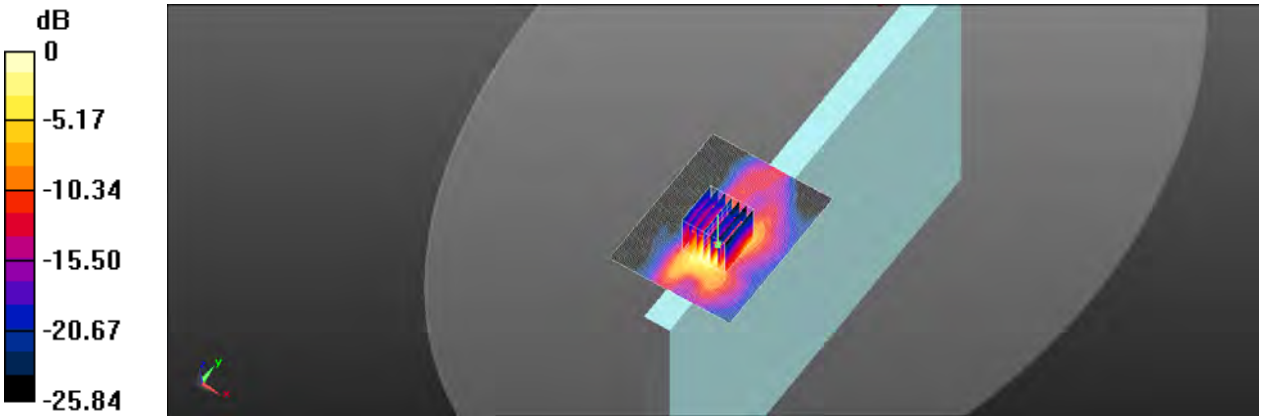

0 dB = 1.77 W/kg = 2.48 dBW/kg

Unless otherwise stated the results shown in this test report refer only to the sample(s) tested and such sample(s) are retained for 90 days only.
除非另有說明，此報告結果僅對測試之樣品負責，同時此樣品僅保留90天。本報告未經本公司書面許可，不可部份複製。
This document is issued by the Company subject to its General Conditions of Service printed overleaf, available on request or accessible at http://www.sgs.com.tw/Terms-and-Conditions and for electronic format documents, subject to Terms and Conditions for Electronic Documents at http://www.sgs.com.tw/Terms-and-Conditions. Attention is drawn to the limitation of liability, indemnification and jurisdiction issues defined therein. Any holder of this document is advised that information contained hereon reflects the Company's findings at the time of its intervention only and within the limits of Client's instructions, if any. The Company's sole responsibility is to its Client and this document does not exonerate parties to a transaction from exercising all their rights and obligations under the transaction documents. This document cannot be reproduced except in full, without prior written approval of the Company. Any unauthorized alteration, forgery or falsification of the content or appearance of this document is unlawful and offenders may be prosecuted to the fullest extent of the law.

Date: 2021/4/17

Report No. :ES/2021/40001
Bluetooth(GFSK)_Body_Top side_CH 0_Tx2_0mm
Communication System: Bluetooth; Frequency: 2402 MHz; Duty Cycle: 1:1.295
Medium parameters used: f = 2402 MHz; σ = 1.742 S/m; ε_r = 39.073; ρ = 1000 kg/m^3
Phantom section: Flat Section
Ambient temperature: 22.4°C; Liquid temperature: 22.4°C

DASY5 Configuration:

- Probe: EX3DV4 - SN7466; ConvF(8.08, 8.08, 8.08); Calibrated: 2021/01/29
- Sensor-Surface: 2mm (Mechanical Surface Detection)
- Electronics: DAE4 Sn877; Calibrated: 2021/3/22
- Phantom: ELI
- DASY52 52.10.4(1527); SEMCAD X 14.6.14(7483)

Area Scan (71x91x1): Interpolated grid: dx=12 mm, dy=12 mm
Maximum value of SAR (interpolated) = 0.131 W/kg

Zoom Scan (7x7x7)/Cube 0: Measurement grid: dx=5mm, dy=5mm, dz=5mm
Reference Value = 1.328 V/m; Power Drift = 0.10 dB
Peak SAR (extrapolated) = 0.225 W/kg
SAR(1 g) = 0.078 W/kg; SAR(10 g) = 0.028 W/kg
Smallest distance from peaks to all points 3 dB below = 7.5 mm
Ratio of SAR at M2 to SAR at M1 = 47.2%
Maximum value of SAR (measured) = 0.132 W/kg

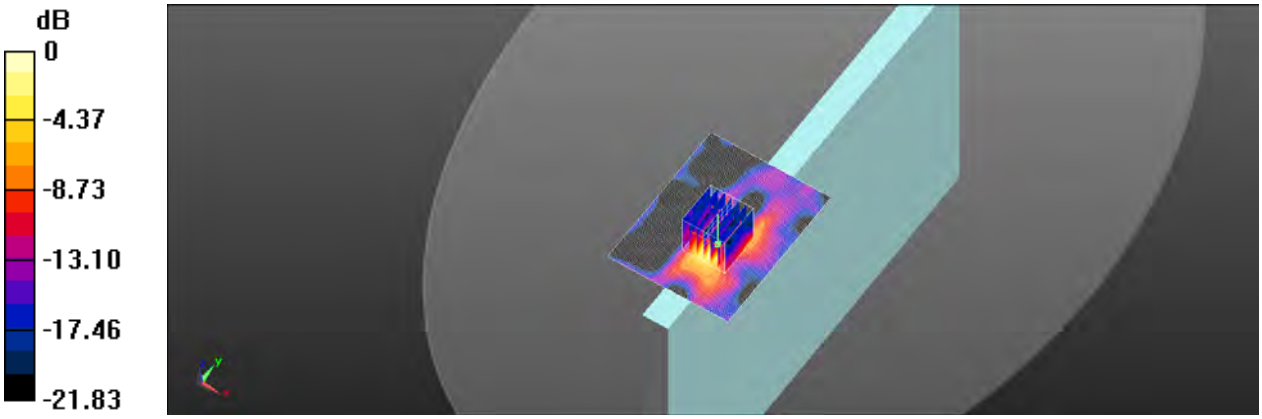

0 dB = 0.132 W/kg = -8.80 dBW/kg

Unless otherwise stated the results shown in this test report refer only to the sample(s) tested and such sample(s) are retained for 90 days only.
除非另有說明，此報告結果僅對測試之樣品負責，同時此樣品僅保留90天。本報告未經本公司書面許可，不可部份複製。
This document is issued by the Company subject to its General Conditions of Service printed overleaf, available on request or accessible at http://www.sgs.com.tw/Terms-and-Conditions and for electronic format documents, subject to Terms and Conditions for Electronic Documents at http://www.sgs.com.tw/Terms-and-Conditions. Attention is drawn to the limitation of liability, indemnification and jurisdiction issues defined therein. Any holder of this document is advised that information contained hereon reflects the Company's findings at the time of its intervention only and within the limits of Client's instructions, if any. The Company's sole responsibility is to its Client and this document does not exonerate parties to a transaction from exercising all their rights and obligations under the transaction documents. This document cannot be reproduced except in full, without prior written approval of the Company. Any unauthorized alteration, forgery or falsification of the content or appearance of this document is unlawful and offenders may be prosecuted to the fullest extent of the law.

Date: 2021/4/18

Report No. :ES/2021/40001
WLAN 802.11n(40M) 5.2G_Body_Top side_CH 46_Tx2_0mm
Communication System: WLAN; Frequency: 5230 MHz; Duty Cycle: 1:1.007
Medium parameters used: f = 5230 MHz; σ = 4.633 S/m; ε_r = 35.585; ρ = 1000 kg/m^3
Phantom section: Flat Section
Ambient temperature: 22.2°C; Liquid temperature: 22.6°C
DASY5 Configuration:

- Probe: EX3DV4 - SN7466; ConvF(5.6, 5.6, 5.6); Calibrated: 2021/01/29
- Sensor-Surface: 2mm (Mechanical Surface Detection)
- Electronics: DAE4 Sn877; Calibrated: 2021/3/22
- Phantom: ELI
- DASY52 52.10.4(1527); SEMCAD X 14.6.14(7483)

Area Scan (81x131x1): Interpolated grid: dx=10 mm, dy=10 mm
Maximum value of SAR (interpolated) = 1.13 W/kg
Zoom Scan (7x7x12)/Cube 0: Measurement grid: dx=4mm, dy=4mm, dz=2mm
Reference Value = 1.464 V/m; Power Drift = 0.08 dB
Peak SAR (extrapolated) = 2.52 W/kg
SAR(1 g) = 0.513 W/kg; SAR(10 g) = 0.134 W/kg
Smallest distance from peaks to all points 3 dB below = 8.4 mm
Ratio of SAR at M2 to SAR at M1 = 57.6%
Maximum value of SAR (measured) = 1.13 W/kg
Zoom Scan (7x7x12)/Cube 1: Measurement grid: dx=4mm, dy=4mm, dz=2mm
Reference Value = 1.464 V/m; Power Drift = 0.08 dB
Peak SAR (extrapolated) = 1.95 W/kg
SAR(1 g) = 0.324 W
/kg; SAR(10 g) = 0.097 W/kg
Smallest distance from peaks to all points 3 dB below = 8.1 mm
Ratio of SAR at M2 to SAR at M1 = 52.9%
Maximum value of SAR (measured) = 0.845 W/kg

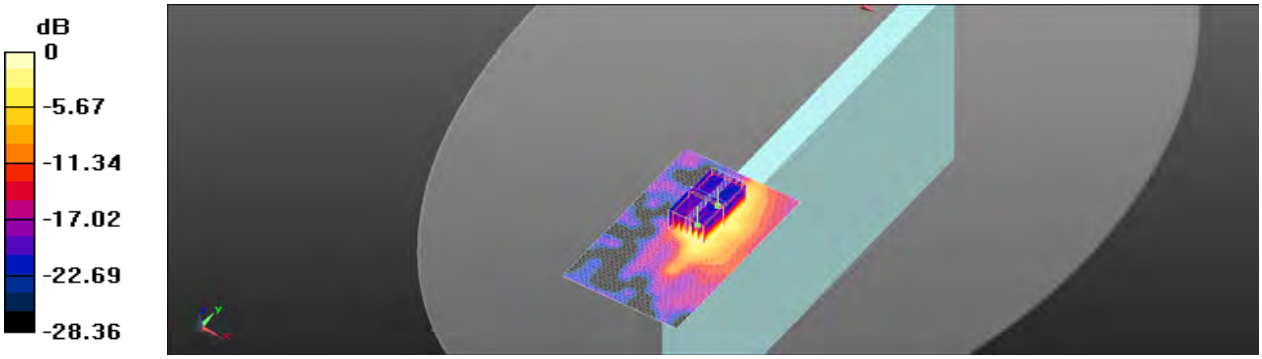

0 dB = 0.845 W/kg = -0.73 dBW/kg

Unless otherwise stated the results shown in this test report refer only to the sample(s) tested and such sample(s) are retained for 90 days only.
除非另有說明，此報告結果僅對測試之樣品負責，同時此樣品僅保留90天。本報告未經本公司書面許可，不可部份複製。
This document is issued by the Company subject to its General Conditions of Service printed overleaf, available on request or accessible at http://www.sgs.com.tw/Terms-and-Conditions and for electronic format documents, subject to Terms and Conditions for Electronic Documents at http://www.sgs.com.tw/Terms-and-Conditions. Attention is drawn to the limitation of liability, indemnification and jurisdiction issues defined therein. Any holder of this document is advised that information contained hereon reflects the Company's findings at the time of its intervention only and within the limits of Client's instructions, if any. The Company's sole responsibility is to its Client and this document does not exonerate parties to a transaction from exercising all their rights and obligations under the transaction documents. This document cannot be reproduced except in full, without prior written approval of the Company. Any unauthorized alteration, forgery or falsification of the content or appearance of this document is unlawful and offenders may be prosecuted to the fullest extent of the law.

Date: 2021/4/18

Report No. :ES/2021/40001
WLAN 802.11ac(80M) 5.2G_Body_Top side_CH 42_Tx2_0mm
Communication System: WLAN; Frequency: 5210 MHz; Duty Cycle: 1:1.010
Medium parameters used: f = 5210 MHz; σ = 4.613 S/m; ε_r = 35.615; ρ = 1000 kg/m^3
Phantom section: Flat Section
Ambient temperature: 22.2°C; Liquid temperature: 22.6°C
DASY5 Configuration:

- Probe: EX3DV4 - SN7466; ConvF(5.6, 5.6, 5.6); Calibrated: 2021/01/29
- Sensor-Surface: 2mm (Mechanical Surface Detection)
- Electronics: DAE4 Sn877; Calibrated: 2021/3/22
- Phantom: ELI
- DASY52 52.10.4(1527); SEMCAD X 14.6.14(7483)

Area Scan (81x131x1): Interpolated grid: dx=10 mm, dy=10 mm
Maximum value of SAR (interpolated) = 1.17 W/kg
Zoom Scan (7x7x12)/Cube 0: Measurement grid: dx=4mm, dy=4mm, dz=2mm
Reference Value = 2.562 V/m; Power Drift = -0.10 dB
Peak SAR (extrapolated) = 2.67 W/kg
SAR(1 g) = 0.557 W/kg; SAR(10 g) = 0.135 W/kg
Smallest distance from peaks to all points 3 dB below = 8.4 mm
Ratio of SAR at M2 to SAR at M1 = 58.6%
Maximum value of SAR (measured) = 1.19 W/kg
Zoom Scan (7x7x12)/Cube 1: Measurement grid: dx=4mm, dy=4mm, dz=2mm
Reference Value = 2.562 V/m; Power Drift = -0.10 dB
Peak SAR (extrapolated) = 1.97 W/kg
SAR(1 g) = 0.355 W/kg; SAR(10 g) = 0.103 W/kg
Smallest distance from peaks to all points 3 dB below = 8.7 mm
Ratio of SAR at M2 to SAR at M1 = 55.9%
Maximum value of SAR (measured) = 0.890 W/kg

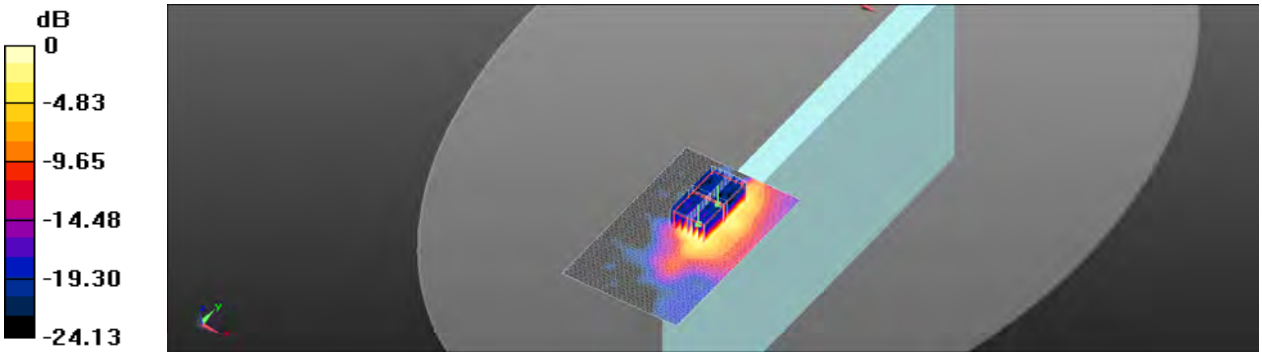

0 dB = 0.890 W/kg = -0.51 dBW/kg

Unless otherwise stated the results shown in this test report refer only to the sample(s) tested and such sample(s) are retained for 90 days only.
除非另有說明，此報告結果僅對測試之樣品負責，同時此樣品僅保留90天。本報告未經本公司書面許可，不可部份複製。
This document is issued by the Company subject to its General Conditions of Service printed overleaf, available on request or accessible at http://www.sgs.com.tw/Terms-and-Conditions and for electronic format documents, subject to Terms and Conditions for Electronic Documents at http://www.sgs.com.tw/Terms-and-Conditions. Attention is drawn to the limitation of liability, indemnification and jurisdiction issues defined therein. Any holder of this document is advised that information contained hereon reflects the Company's findings at the time of its intervention only and within the limits of Client's instructions, if any. The Company's sole responsibility is to its Client and this document does not exonerate parties to a transaction from exercising all their rights and obligations under the transaction documents. This document cannot be reproduced except in full, without prior written approval of the Company. Any unauthorized alteration, forgery or falsification of the content or appearance of this document is unlawful and offenders may be prosecuted to the fullest extent of the law.

Date: 2021/4/19

Report No. :ES/2021/40001
WLAN 802.11n(40M) 5.3G_Body_Top side_CH 54_Tx2_0mm
Communication System: WLAN; Frequency: 5270 MHz; Duty Cycle: 1:1.007
Medium parameters used: f = 5270 MHz; σ = 4.676 S/m; ε_r = 35.536; ρ = 1000 kg/m^3
Phantom section: Flat Section
Ambient temperature: 22.1°C; Liquid temperature: 22.6°C
DASY5 Configuration:

- Probe: EX3DV4 - SN7466; ConvF(5.5, 5.5, 5.5); Calibrated: 2021/01/29
- Sensor-Surface: 2mm (Mechanical Surface Detection)
- Electronics: DAE4 Sn877; Calibrated: 2021/3/22
- Phantom: ELI
- DASY52 52.10.4(1527); SEMCAD X 14.6.14(7483)

Area Scan (81x131x1): Interpolated grid: dx=10 mm, dy=10 mm
Maximum value of SAR (interpolated) = 1.13 W/kg
Zoom Scan (7x7x12)/Cube 0: Measurement grid: dx=4mm, dy=4mm, dz=2mm
Reference Value = 2.772 V/m; Power Drift = -0.03 dB
Peak SAR (extrapolated) = 2.90 W/kg
SAR(1 g) = 0.613 W/kg; SAR(10 g) = 0.179 W/kg
Smallest distance from peaks to all points 3 dB below = 8.8 mm
Ratio of SAR at M2 to SAR at M1 = 57.5%
Maximum value of SAR (measured) = 1.27 W/kg
Zoom Scan (7x7x12)/Cube 1: Measurement grid: dx=4mm, dy=4mm, dz=2mm
Reference Value = 2.772 V/m; Power Drift = -0.03 dB
Peak SAR (extrapolated) = 2.44 W/kg
SAR(1 g) = 0.440 W/kg; SAR(10 g) = 0.139 W/kg
Smallest distance from peaks to all points 3 dB below = 8.3 mm
Ratio of SAR at M2 to SAR at M1 = 56.2%
Maximum value of SAR (measured) = 0.992 W/kg



0 dB = 0.992 W/kg = -0.03 dBW/kg

Unless otherwise stated the results shown in this test report refer only to the sample(s) tested and such sample(s) are retained for 90 days only.
除非另有說明，此報告結果僅對測試之樣品負責，同時此樣品僅保留90天。本報告未經本公司書面許可，不可部份複製。
This document is issued by the Company subject to its General Conditions of Service printed overleaf, available on request or accessible at http://www.sgs.com.tw/Terms-and-Conditions and for electronic format documents, subject to Terms and Conditions for Electronic Documents at http://www.sgs.com.tw/Terms-and-Conditions. Attention is drawn to the limitation of liability, indemnification and jurisdiction issues defined therein. Any holder of this document is advised that information contained hereon reflects the Company's findings at the time of its intervention only and within the limits of Client's instructions, if any. The Company's sole responsibility is to its Client and this document does not exonerate parties to a transaction from exercising all their rights and obligations under the transaction documents. This document cannot be reproduced except in full, without prior written approval of the Company. Any unauthorized alteration, forgery or falsification of the content or appearance of this document is unlawful and offenders may be prosecuted to the fullest extent of the law.

Date: 2021/4/19

Report No. :ES/2021/40001
WLAN 802.11ac(80M) 5.3G_Body_Top side_CH 58_Tx2_0mm
Communication System: WLAN; Frequency: 5290 MHz; Duty Cycle: 1:1.010
Medium parameters used: f = 5290 MHz; σ = 4.694 S/m; ε_r = 35.52; ρ = 1000 kg/m^3
Phantom section: Flat Section
Ambient temperature: 22.1°C; Liquid temperature: 22.6°C
DASY5 Configuration:

- Probe: EX3DV4 - SN7466; ConvF(5.5, 5.5, 5.5); Calibrated: 2021/01/29
- Sensor-Surface: 2mm (Mechanical Surface Detection)
- Electronics: DAE4 Sn877; Calibrated: 2021/3/22
- Phantom: ELI
- DASY52 52.10.4(1527); SEMCAD X 14.6.14(7483)

Area Scan (81x131x1): Interpolated grid: dx=10 mm, dy=10 mm
Maximum value of SAR (interpolated) = 1.54 W/kg
Zoom Scan (7x7x12)/Cube 0: Measurement grid: dx=4mm, dy=4mm, dz=2mm
Reference Value = 1.813 V/m; Power Drift = 0.06 dB
Peak SAR (extrapolated) = 3.74 W/kg
SAR(1 g) = 0.750 W/kg; SAR(10 g) = 0.196 W/kg
Smallest distance from peaks to all points 3 dB below = 9.1 mm
Ratio of SAR at M2 to SAR at M1 = 58.1%
Maximum value of SAR (measured) = 1.62 W/kg
Zoom Scan (7x7x12)/Cube 1: Measurement grid: dx=4mm, dy=4mm, dz=2mm
Reference Value = 1.813 V/m; Power Drift = 0.06 dB
Peak SAR (extrapolated) = 2.71 W/kg
SAR(1 g) = 0.481 W/kg; SAR(10 g) = 0.141 W/kg
Smallest distance from peaks to all points 3 dB below = 8.7 mm
Ratio of SAR at M2 to SAR at M1 = 54.9%
Maximum value of SAR (measured) = 1.23 W/kg

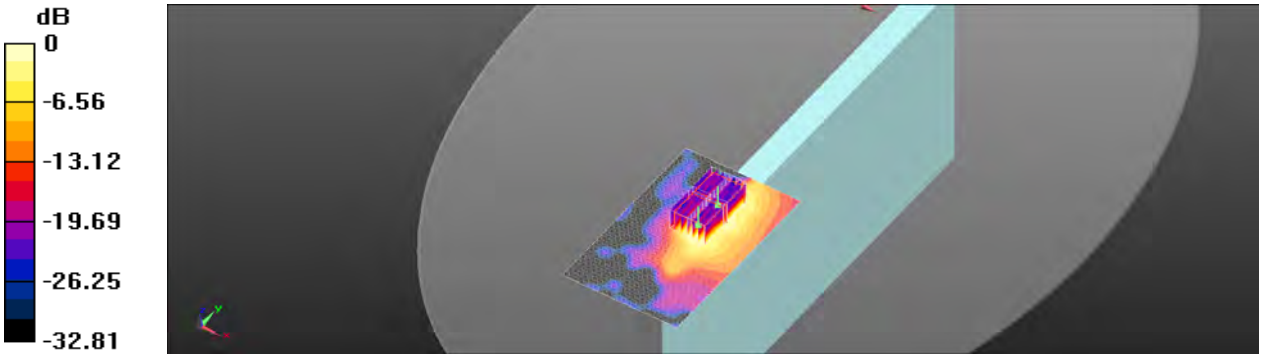

0 dB = 1.23 W/kg = 0.89 dBW/kg

Unless otherwise stated the results shown in this test report refer only to the sample(s) tested and such sample(s) are retained for 90 days only.
除非另有說明，此報告結果僅對測試之樣品負責，同時此樣品僅保留90天。本報告未經本公司書面許可，不可部份複製。
This document is issued by the Company subject to its General Conditions of Service printed overleaf, available on request or accessible at http://www.sgs.com.tw/Terms-and-Conditions and for electronic format documents, subject to Terms and Conditions for Electronic Documents at http://www.sgs.com.tw/Terms-and-Conditions. Attention is drawn to the limitation of liability, indemnification and jurisdiction issues defined therein. Any holder of this document is advised that information contained hereon reflects the Company's findings at the time of its intervention only and within the limits of Client's instructions, if any. The Company's sole responsibility is to its Client and this document does not exonerate parties to a transaction from exercising all their rights and obligations under the transaction documents. This document cannot be reproduced except in full, without prior written approval of the Company. Any unauthorized alteration, forgery or falsification of the content or appearance of this document is unlawful and offenders may be prosecuted to the fullest extent of the law.

Date: 2021/4/20

Report No. :ES/2021/40001
WLAN 802.11ac(80M) 5.6G_Body_Top side_CH 138_Tx2_0mm
Communication System: WLAN; Frequency: 5690 MHz; Duty Cycle: 1:1.010
Medium parameters used: f = 5690 MHz; σ = 5.102 S/m; ε_r = 35.086; ρ = 1000 kg/m^3
Phantom section: Flat Section
Ambient temperature: 22.3°C; Liquid temperature: 22.5°C

DASY5 Configuration:
- Probe: EX3DV4 - SN7466; ConvF(5.04, 5.04, 5.04); Calibrated: 2021/01/29
- Sensor-Surface: 2mm (Mechanical Surface Detection)
- Electronics: DAE4 Sn877; Calibrated: 2021/3/22
- Phantom: ELI
- DASY52 52.10.4(1527); SEMCAD X 14.6.14(7483)

Area Scan (81x131x1): Interpolated grid: dx=10 mm, dy=10 mm
Maximum value of SAR (interpolated) = 2.24 W/kg

Zoom Scan (7x7x12)/Cube 0: Measurement grid: dx=4mm, dy=4mm, dz=2mm
Reference Value = 1.881 V/m; Power Drift = -0.13 dB
Peak SAR (extrapolated) = 4.88 W/kg
SAR(1 g) = 0.771 W/kg; SAR(10 g) = 0.220 W/kg
Smallest distance from peaks to all points 3 dB below = 8.1 mm
Ratio of SAR at M2 to SAR at M1 = 50.7%
Maximum value of SAR (measured) = 1.98 W/kg

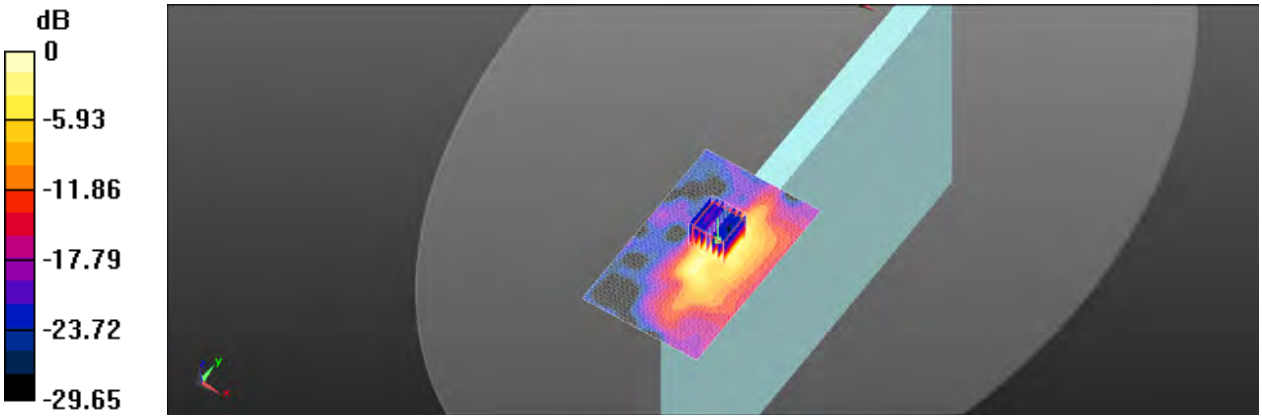

0 dB = 1.98 W/kg = 2.98 dBW/kg

Unless otherwise stated the results shown in this test report refer only to the sample(s) tested and such sample(s) are retained for 90 days only.
除非另有說明，此報告結果僅對測試之樣品負責，同時此樣品僅保留90天。本報告未經本公司書面許可，不可部份複製。
This document is issued by the Company subject to its General Conditions of Service printed overleaf, available on request or accessible at http://www.sgs.com.tw/Terms-and-Conditions and for electronic format documents, subject to Terms and Conditions for Electronic Documents at http://www.sgs.com.tw/Terms-and-Conditions. Attention is drawn to the limitation of liability, indemnification and jurisdiction issues defined therein. Any holder of this document is advised that information contained hereon reflects the Company's findings at the time of its intervention only and within the limits of Client's instructions, if any. The Company's sole responsibility is to its Client and this document does not exonerate parties to a transaction from exercising all their rights and obligations under the transaction documents. This document cannot be reproduced except in full, without prior written approval of the Company. Any unauthorized alteration, forgery or falsification of the content or appearance of this document is unlawful and offenders may be prosecuted to the fullest extent of the law.

Date: 2021/4/21

Report No. :ES/2021/40001
WLAN 802.11n(40M) 5.8G_Body_Top side_CH 151_Tx2_0mm
Communication System: WLAN; Frequency: 5755 MHz; Duty Cycle: 1:1.007
Medium parameters used: f = 5755 MHz; σ = 5.164 S/m; ε_r = 34.98; ρ = 1000 kg/m^3
Phantom section: Flat Section
Ambient temperature: 22.4°C; Liquid temperature: 22.7°C

DASY5 Configuration:

- Probe: EX3DV4 - SN7466; ConvF(5.02, 5.02, 5.02); Calibrated: 2021/01/29
- Sensor-Surface: 2mm (Mechanical Surface Detection)
- Electronics: DAE4 Sn877; Calibrated: 2021/3/22
- Phantom: ELI
- DASY52 52.10.4(1527); SEMCAD X 14.6.14(7483)

Area Scan (81x131x1): Interpolated grid: dx=10 mm, dy=10 mm
Maximum value of SAR (interpolated) = 1.11 W/kg

Zoom Scan (7x7x12)/Cube 0: Measurement grid: dx=4mm, dy=4mm, dz=2mm
Reference Value = 1.825 V/m; Power Drift = -0.03 dB
Peak SAR (extrapolated) = 2.99 W/kg
SAR(1 g) = 0.490 W/kg; SAR(10 g) = 0.132 W/kg
Smallest distance from peaks to all points 3 dB below = 8.7 mm
Ratio of SAR at M2 to SAR at M1 = 53.3%
Maximum value of SAR (measured) = 1.17 W/kg

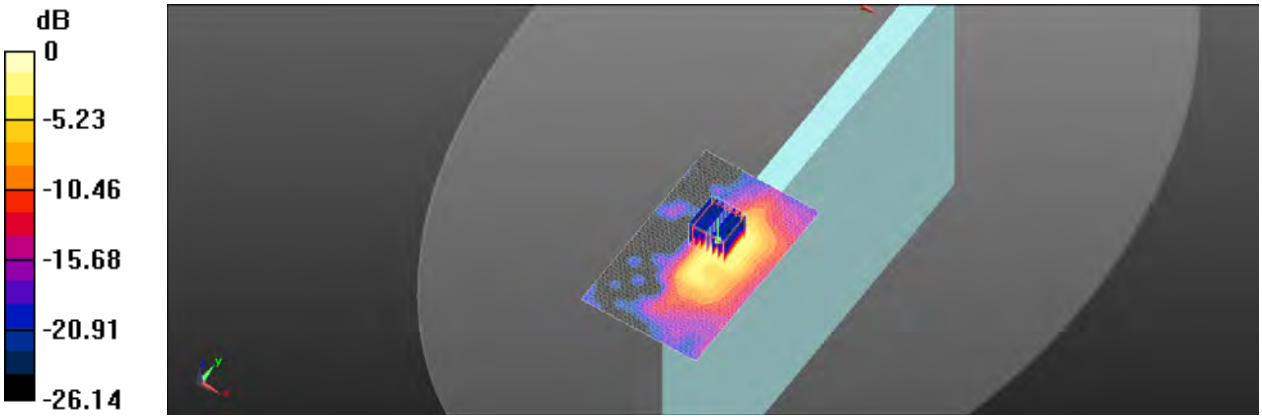

0 dB = 1.17 W/kg = 0.70 dBW/kg

Unless otherwise stated the results shown in this test report refer only to the sample(s) tested and such sample(s) are retained for 90 days only.
除非另有說明，此報告結果僅對測試之樣品負責，同時此樣品僅保留90天。本報告未經本公司書面許可，不可部份複製。
This document is issued by the Company subject to its General Conditions of Service printed overleaf, available on request or accessible at http://www.sgs.com.tw/Terms-and-Conditions and for electronic format documents, subject to Terms and Conditions for Electronic Documents at http://www.sgs.com.tw/Terms-and-Conditions. Attention is drawn to the limitation of liability, indemnification and jurisdiction issues defined therein. Any holder of this document is advised that information contained hereon reflects the Company's findings at the time of its intervention only and within the limits of Client's instructions, if any. The Company's sole responsibility is to its Client and this document does not exonerate parties to a transaction from exercising all their rights and obligations under the transaction documents. This document cannot be reproduced except in full, without prior written approval of the Company. Any unauthorized alteration, forgery or falsification of the content or appearance of this document is unlawful and offenders may be prosecuted to the fullest extent of the law.

Date: 2021/4/21

Report No. :ES/2021/40001
WLAN 802.11ac(80M) 5.8G_Body_Top side_CH 155_Tx2_0mm
Communication System: WLAN; Frequency: 5775 MHz; Duty Cycle: 1:1.010
Medium parameters used: f = 5775 MHz; σ = 5.189 S/m; ε_r = 34.979; ρ = 1000 kg/m^3
Phantom section: Flat Section
Ambient temperature: 22.4°C; Liquid temperature: 22.7°C

DASY5 Configuration:
- Probe: EX3DV4 - SN7466; ConvF(5.02, 5.02, 5.02); Calibrated: 2021/01/29
- Sensor-Surface: 2mm (Mechanical HSurface Detection)
- Electronics: DAE4 Sn877; Calibrated: 2021/3/22
- Phantom: ELI
- DASY52 52.10.4(1527); SEMCAD X 14.6.14(7483)

Area Scan (81x131x1): Interpolated grid: dx=10 mm, dy=10 mm
Maximum value of SAR (interpolated) = 1.37 W/kg

Zoom Scan (7x7x12)/Cube 0: Measurement grid: dx=4mm, dy=4mm, dz=2mm
Reference Value = 1.192 V/m; Power Drift = 0.07 dB
Peak SAR (extrapolated) = 3.12 W/kg
SAR(1 g) = 0.489 W/kg; SAR(10 g) = 0.148 W/kg
Smallest distance from peaks to all points 3 dB below = 7.8 mm
Ratio of SAR at M2 to SAR at M1 = 49%
Maximum value of SAR (measured) = 1.24 W/kg

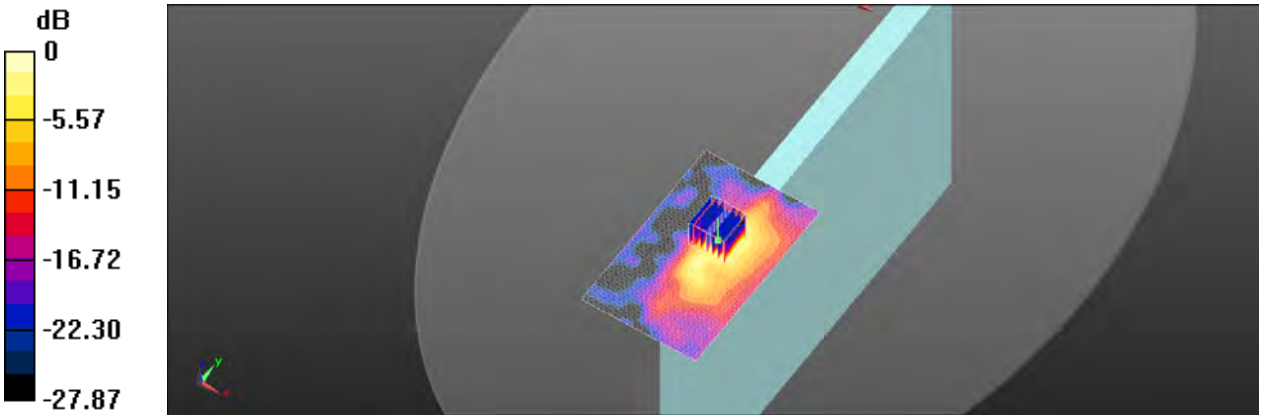

0 dB = 1.24 W/kg = 0.93 dBW/kg

Unless otherwise stated the results shown in this test report refer only to the sample(s) tested and such sample(s) are retained for 90 days only.
除非另有說明，此報告結果僅對測試之樣品負責，同時此樣品僅保留90天。本報告未經本公司書面許可，不可部份複製。
This document is issued by the Company subject to its General Conditions of Service printed overleaf, available on request or accessible at http://www.sgs.com.tw/Terms-and-Conditions and for electronic format documents, subject to Terms and Conditions for Electronic Documents at http://www.sgs.com.tw/Terms-and-Conditions. Attention is drawn to the limitation of liability, indemnification and jurisdiction issues defined therein. Any holder of this document is advised that information contained hereon reflects the Company's findings at the time of its intervention only and within the limits of Client's instructions, if any. The Company's sole responsibility is to its Client and this document does not exonerate parties to a transaction from exercising all their rights and obligations under the transaction documents. This document cannot be reproduced except in full, without prior written approval of the Company. Any unauthorized alteration, forgery or falsification of the content or appearance of this document is unlawful and offenders may be prosecuted to the fullest extent of the law.

Date: 2021/4/17

Report No. :ES/2021/40001
WLAN 802.11b_Body_Top side_CH 1_Tx1_0mm
Communication System: WLAN; Frequency: 2412 MHz; Duty Cycle: 1:1
Medium parameters used: f = 2412 MHz; σ = 1.749 S/m; ε_r = 39.052; ρ = 1000 kg/m^3
Phantom section: Flat Section
Ambient temperature: 22.4°C; Liquid temperature: 22.4°C

DASY5 Configuration:
- Probe: EX3DV4 - SN7466; ConvF(8.08, 8.08, 8.08); Calibrated: 2021/01/29
- Sensor-Surface: 2mm (Mechanical Surface Detection)
- Electronics: DAE4 Sn877; Calibrated: 2021/3/22
- Phantom: ELI
- DASY52 52.10.4(1527); SEMCAD X 14.6.14(7483)

Area Scan (71x101x1): Interpolated grid: dx=12 mm, dy=12 mm
Maximum value of SAR (interpolated) = 1.60 W/kg

Zoom Scan (7x7x7)/Cube 0: Measurement grid: dx=5mm, dy=5mm, dz=5mm
Reference Value = 3.895 V/m; Power Drift = 0.12 dB
Peak SAR (extrapolated) = 2.83 W/kg
SAR(1 g) = 0.957 W/kg; SAR(10 g) = 0.347 W/kg
Smallest distance from peaks to all points 3 dB below = 7.9 mm
Ratio of SAR at M2 to SAR at M1 = 49.6%
Maximum value of SAR (measured) = 1.60 W/kg

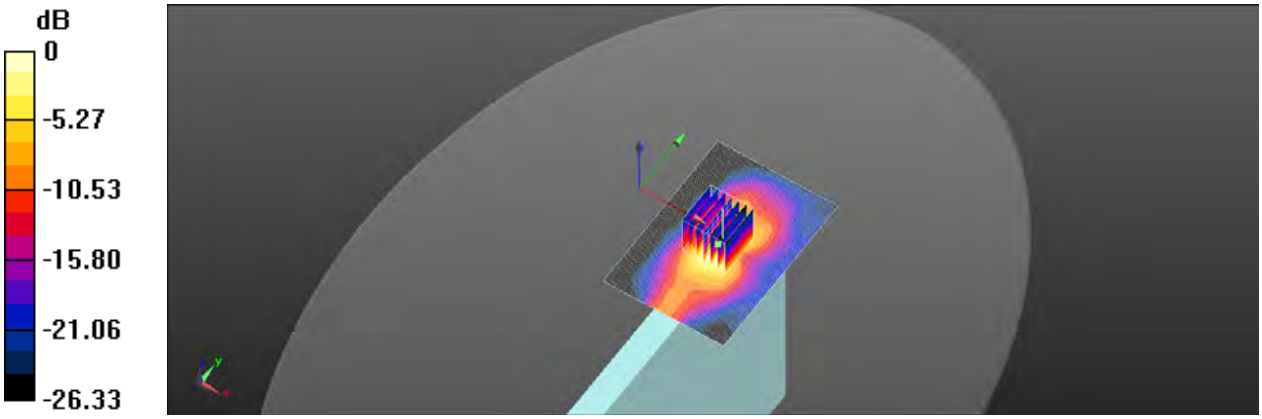

0 dB = 1.60 W/kg = 2.04 dBW/kg

Unless otherwise stated the results shown in this test report refer only to the sample(s) tested and such sample(s) are retained for 90 days only.
除非另有說明，此報告結果僅對測試之樣品負責，同時此樣品僅保留90天。本報告未經本公司書面許可，不可部份複製。
This document is issued by the Company subject to its General Conditions of Service printed overleaf, available on request or accessible at http://www.sgs.com.tw/Terms-and-Conditions and for electronic format documents, subject to Terms and Conditions for Electronic Documents at http://www.sgs.com.tw/Terms-and-Conditions. Attention is drawn to the limitation of liability, indemnification and jurisdiction issues defined therein. Any holder of this document is advised that information contained hereon reflects the Company's findings at the time of its intervention only and within the limits of Client's instructions, if any. The Company's sole responsibility is to its Client and this document does not exonerate parties to a transaction from exercising all their rights and obligations under the transaction documents. This document cannot be reproduced except in full, without prior written approval of the Company. Any unauthorized alteration, forgery or falsification of the content or appearance of this document is unlawful and offenders may be prosecuted to the fullest extent of the law.

Date: 2021/4/18

Report No. :ES/2021/40001
WLAN 802.11n(40M) 5.2G_Body_Top side_CH 46_Tx1_0mm
Communication System: WLAN; Frequency: 5230 MHz; Duty Cycle: 1:1.007
Medium parameters used: f = 5230 MHz; σ = 4.633 S/m; ε_r = 35.585; ρ = 1000 kg/m^3
Phantom section: Flat Section
Ambient temperature: 22.2°C; Liquid temperature: 22.6°C

DASY5 Configuration:
- Probe: EX3DV4 - SN7466; ConvF(5.6, 5.6, 5.6); Calibrated: 2021/01/29
- Sensor-Surface: 2mm (Mechanical Surface Detection)
- Electronics: DAE4 Sn877; Calibrated: 2021/3/22
- Phantom: ELI
- DASY52 52.10.4(1527); SEMCAD X 14.6.14(7483)

Area Scan (81x131x1): Interpolated grid: dx=10 mm, dy=10 mm
Maximum value of SAR (interpolated) = 1.23 W/kg

Zoom Scan (7x7x12)/Cube 0: Measurement grid: dx=4mm, dy=4mm, dz=2mm
Reference Value = 1.342 V/m; Power Drift = 0.12 dB
Peak SAR (extrapolated) = 2.90 W/kg
SAR(1 g) = 0.592 W/kg; SAR(10 g) = 0.165 W/kg
Smallest distance from peaks to all points 3 dB below = 8.4 mm
Ratio of SAR at M2 to SAR at M1 = 56%
Maximum value of SAR (measured) = 1.35 W/kg



0 dB = 1.35 W/kg = 1.30 dBW/kg

Unless otherwise stated the results shown in this test report refer only to the sample(s) tested and such sample(s) are retained for 90 days only.
除非另有說明，此報告結果僅對測試之樣品負責，同時此樣品僅保留90天。本報告未經本公司書面許可，不可部份複製。
This document is issued by the Company subject to its General Conditions of Service printed overleaf, available on request or accessible at http://www.sgs.com.tw/Terms-and-Conditions and for electronic format documents, subject to Terms and Conditions for Electronic Documents at http://www.sgs.com.tw/Terms-and-Conditions. Attention is drawn to the limitation of liability, indemnification and jurisdiction issues defined therein. Any holder of this document is advised that information contained hereon reflects the Company's findings at the time of its intervention only and within the limits of Client's instructions, if any. The Company's sole responsibility is to its Client and this document does not exonerate parties to a transaction from exercising all their rights and obligations under the transaction documents. This document cannot be reproduced except in full, without prior written approval of the Company. Any unauthorized alteration, forgery or falsification of the content or appearance of this document is unlawful and offenders may be prosecuted to the fullest extent of the law.

Date: 2021/4/18

Report No. :ES/2021/40001
WLAN 802.11ac(80M) 5.2G_Body_Top side_CH 42_Tx1_0mm
Communication System: WLAN; Frequency: 5210 MHz; Duty Cycle: 1:1.010
Medium parameters used: f = 5210 MHz; σ = 4.613 S/m; ε_r = 35.615; ρ = 1000 kg/m^3
Phantom section: Flat Section
Ambient temperature: 22.2°C; Liquid temperature: 22.6°C

DASY5 Configuration:
- Probe: EX3DV4 - SN7466; ConvF(5.6, 5.6, 5.6); Calibrated: 2021/01/29
- Sensor-Surface: 2mm (Mechanical Surface Detection)
- Electronics: DAE4 Sn877; Calibrated: 2021/3/22
- Phantom: ELI
- DASY52 52.10.4(1527); SEMCAD X 14.6.14(7483)

Area Scan (81x131x1): Interpolated grid: dx=10 mm, dy=10 mm
Maximum value of SAR (interpolated) = 1.64 W/kg

Zoom Scan (7x7x12)/Cube 0: Measurement grid: dx=4mm, dy=4mm, dz=2mm
Reference Value = 1.176 V/m; Power Drift = 0.09 dB
Peak SAR (extrapolated) = 3.80 W/kg
SAR(1 g) = 0.770 W/kg; SAR(10 g) = 0.210 W/kg
Smallest distance from peaks to all points 3 dB below = 8.4 mm
Ratio of SAR at M2 to SAR at M1 = 56.3%
Maximum value of SAR (measured) = 1.65 W/kg

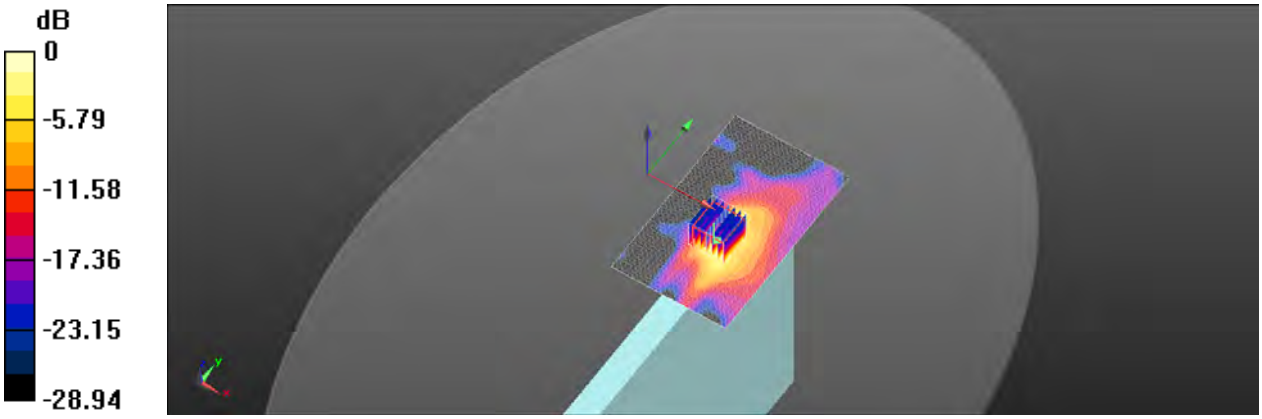

0 dB = 1.65 W/kg = 2.18 dBW/kg

Unless otherwise stated the results shown in this test report refer only to the sample(s) tested and such sample(s) are retained for 90 days only.
除非另有說明，此報告結果僅對測試之樣品負責，同時此樣品僅保留90天。本報告未經本公司書面許可，不可部份複製。
This document is issued by the Company subject to its General Conditions of Service printed overleaf, available on request or accessible at http://www.sgs.com.tw/Terms-and-Conditions and for electronic format documents, subject to Terms and Conditions for Electronic Documents at http://www.sgs.com.tw/Terms-and-Conditions. Attention is drawn to the limitation of liability, indemnification and jurisdiction issues defined therein. Any holder of this document is advised that information contained hereon reflects the Company's findings at the time of its intervention only and within the limits of Client's instructions, if any. The Company's sole responsibility is to its Client and this document does not exonerate parties to a transaction from exercising all their rights and obligations under the transaction documents. This document cannot be reproduced except in full, without prior written approval of the Company. Any unauthorized alteration, forgery or falsification of the content or appearance of this document is unlawful and offenders may be prosecuted to the fullest extent of the law.

Date: 2021/4/19

Report No. :ES/2021/40001
WLAN 802.11n(40M) 5.3G_Body_Top side_CH 54_Tx1_0mm
Communication System: WLAN; Frequency: 5270 MHz; Duty Cycle: 1:1.007
Medium parameters used: f = 5270 MHz; σ = 4.676 S/m; ε_r = 35.536; ρ = 1000 kg/m^3
Phantom section: Flat Section
Ambient temperature: 22.1°C; Liquid temperature: 22.6°C

DASY5 Configuration:
- Probe: EX3DV4 - SN7466; ConvF(5.5, 5.5, 5.5); Calibrated: 2021/01/29
- Sensor-Surface: 2mm (Mechanical Surface Detection)
- Electronics: DAE4 Sn877; Calibrated: 2021/3/22
- Phantom: ELI
- DASY52 52.10.4(1527); SEMCAD X 14.6.14(7483)

Area Scan (81x131x1): Interpolated grid: dx=10 mm, dy=10 mm
Maximum value of SAR (interpolated) = 1.18 W/kg

Zoom Scan (7x7x12)/Cube 0: Measurement grid: dx=4mm, dy=4mm, dz=2mm
Reference Value = 0.8870 V/m; Power Drift = 0.16 dB
Peak SAR (extrapolated) = 2.69 W/kg
SAR(1 g) = 0.540 W/kg; SAR(10 g) = 0.153 W/kg
Smallest distance from peaks to all points 3 dB below = 8.6 mm
Ratio of SAR at M2 to SAR at M1 = 55.8%
Maximum value of SAR (measured) = 1.16 W/kg

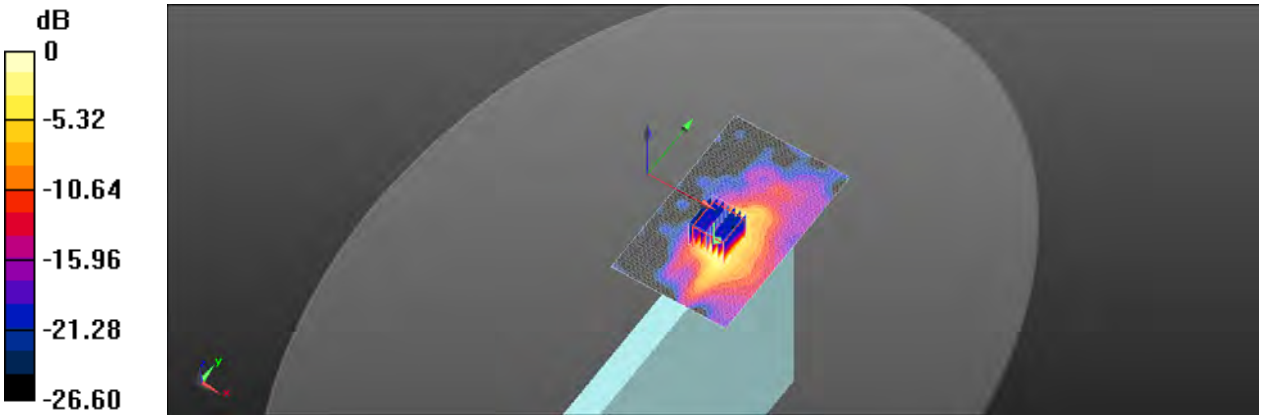

0 dB = 1.16 W/kg = 0.64 dBW/kg

Unless otherwise stated the results shown in this test report refer only to the sample(s) tested and such sample(s) are retained for 90 days only.
除非另有說明，此報告結果僅對測試之樣品負責，同時此樣品僅保留90天。本報告未經本公司書面許可，不可部份複製。
This document is issued by the Company subject to its General Conditions of Service printed overleaf, available on request or accessible at http://www.sgs.com.tw/Terms-and-Conditions and for electronic format documents, subject to Terms and Conditions for Electronic Documents at http://www.sgs.com.tw/Terms-and-Conditions. Attention is drawn to the limitation of liability, indemnification and jurisdiction issues defined therein. Any holder of this document is advised that information contained hereon reflects the Company's findings at the time of its intervention only and within the limits of Client's instructions, if any. The Company's sole responsibility is to its Client and this document does not exonerate parties to a transaction from exercising all their rights and obligations under the transaction documents. This document cannot be reproduced except in full, without prior written approval of the Company. Any unauthorized alteration, forgery or falsification of the content or appearance of this document is unlawful and offenders may be prosecuted to the fullest extent of the law.

Date: 2021/4/19

Report No. :ES/2021/40001
WLAN 802.11ac(80M) 5.3G_Body_Top side_CH 58_Tx1_0mm
Communication System: WLAN; Frequency: 5290 MHz; Duty Cycle: 1:1.010
Medium parameters used: f = 5290 MHz; σ = 4.694 S/m; ε_r = 35.52; ρ = 1000 kg/m^3
Phantom section: Flat Section
Ambient temperature: 22.1°C; Liquid temperature: 22.6°C
DASY5 Configuration:

- Probe: EX3DV4 - SN7466; ConvF(5.5, 5.5, 5.5); Calibrated: 2021/01/29
- Sensor-Surface: 2mm (Mechanical Surface Detection)
- Electronics: DAE4 Sn877; Calibrated: 2021/3/22
- Phantom: ELI
- DASY52 52.10.4(1527); SEMCAD X 14.6.14(7483)

Area Scan (81x131x1): Interpolated grid: dx=10 mm, dy=10 mm
Maximum value of SAR (interpolated) = 1.64 W/kg
Zoom Scan (7x7x12)/Cube 0: Measurement grid: dx=4mm, dy=4mm, dz=2mm
Reference Value = 0.7834 V/m; Power Drift = 0.01 dB
Peak SAR (extrapolated) = 3.88 W/kg
SAR(1 g) = 0.596 W/kg; SAR(10 g) = 0.178 W/kg
Smallest distance from peaks to all points 3 dB below = 8.8 mm
Ratio of SAR at M2 to SAR at M1 = 59.2%
Maximum value of SAR (measured) = 1.53 W/kg
Zoom Scan (7x7x12)/Cube 1: Measurement grid: dx=4mm, dy=4mm, dz=2mm
Reference Value = 0.7834 V/m; Power Drift = 0.01 dB
Peak SAR (extrapolated) = 3.47 W/kg
SAR(1 g) = 0.593 W/kg; SAR(10 g) = 0.167 W/kg
Smallest distance from peaks to all points 3 dB below = 8.4 mm
Ratio of SAR at M2 to SAR at M1 = 52.7%
Maximum value of SAR (measured) = 1.37 W/kg

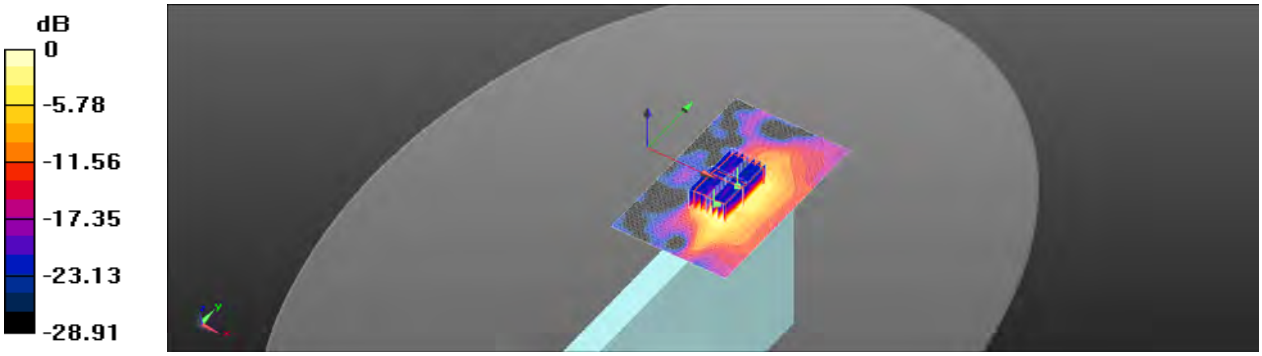

0 dB = 1.37 W/kg = 1.35 dBW/kg

Unless otherwise stated the results shown in this test report refer only to the sample(s) tested and such sample(s) are retained for 90 days only.
除非另有說明，此報告結果僅對測試之樣品負責，同時此樣品僅保留90天。本報告未經本公司書面許可，不可部份複製。
This document is issued by the Company subject to its General Conditions of Service printed overleaf, available on request or accessible at http://www.sgs.com.tw/Terms-and-Conditions and for electronic format documents, subject to Terms and Conditions for Electronic Documents at http://www.sgs.com.tw/Terms-and-Conditions. Attention is drawn to the limitation of liability, indemnification and jurisdiction issues defined therein. Any holder of this document is advised that information contained hereon reflects the Company's findings at the time of its intervention only and within the limits of Client's instructions, if any. The Company's sole responsibility is to its Client and this document does not exonerate parties to a transaction from exercising all their rights and obligations under the transaction documents. This document cannot be reproduced except in full, without prior written approval of the Company. Any unauthorized alteration, forgery or falsification of the content or appearance of this document is unlawful and offenders may be prosecuted to the fullest extent of the law.

Date: 2021/4/20

Report No. :ES/2021/40001
WLAN 802.11ac(80M) 5.6G_Body_Top side_CH 138_Tx1_0mm
Communication System: WLAN; Frequency: 5690 MHz; Duty Cycle: 1:1.010
Medium parameters used: f = 5690 MHz; σ = 5.102 S/m; ε_r = 35.086; ρ = 1000 kg/m^3
Phantom section: Flat Section
Ambient temperature: 22.3°C; Liquid temperature: 22.5°C
DASY5 Configuration:

- Probe: EX3DV4 - SN7466; ConvF(5.04, 5.04, 5.04); Calibrated: 2021/01/29
- Sensor-Surface: 2mm (Mechanical Surface Detection)
- Electronics: DAE4 Sn877; Calibrated: 2021/3/22
- Phantom: ELI
- DASY52 52.10.4(1527); SEMCAD X 14.6.14(7483)

Area Scan (81x131x1): Interpolated grid: dx=10 mm, dy=10 mm
Maximum value of SAR (interpolated) = 1.13 W/kg
Zoom Scan (7x7x12)/Cube 0: Measurement grid: dx=4mm, dy=4mm, dz=2mm
Reference Value = 0.6300 V/m; Power Drift = 0.13 dB
Peak SAR (extrapolated) = 3.87 W/kg
SAR(1 g) = 0.599 W/kg; SAR(10 g) = 0.153 W/kg
Smallest distance from peaks to all points 3 dB below = 7.6 mm
Ratio of SAR at M2 to SAR at M1 = 46.1%
Maximum value of SAR (measured) = 1.34 W/kg
Zoom Scan (7x7x12)/Cube 1: Measurement grid: dx=4mm, dy=4mm, dz=2mm
Reference Value = 0.6300 V/m; Power Drift = 0.13 dB
Peak SAR (extrapolated) = 3.19 W/kg
SAR(1 g) = 0.408 W/kg; SAR(10 g) = 0.142 W/kg
Smallest distance from peaks to all points 3 dB below = 7.4 mm
Ratio of SAR at M2 to SAR at M1 = 43.2%
Maximum value of SAR (measured) = 1.10 W/kg

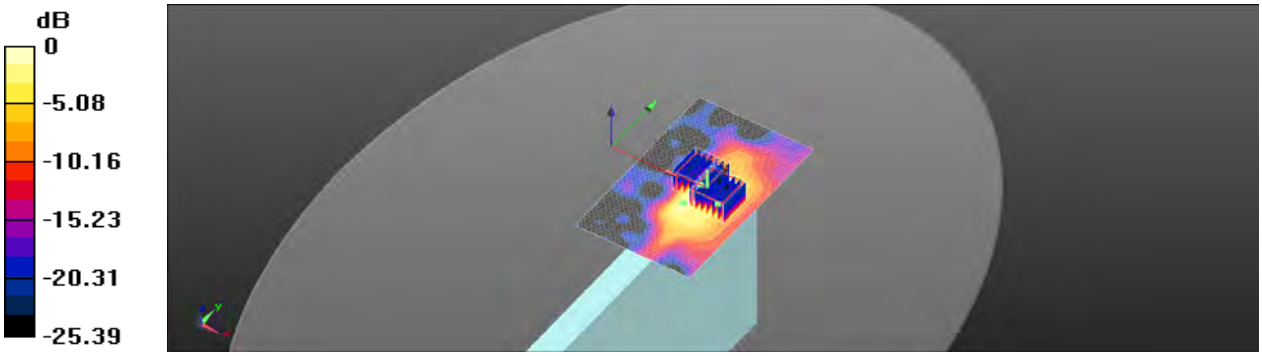

0 dB = 1.10 W/kg = 0.40 dBW/kg

Unless otherwise stated the results shown in this test report refer only to the sample(s) tested and such sample(s) are retained for 90 days only.
除非另有說明，此報告結果僅對測試之樣品負責，同時此樣品僅保留90天。本報告未經本公司書面許可，不可部份複製。
This document is issued by the Company subject to its General Conditions of Service printed overleaf, available on request or accessible at http://www.sgs.com.tw/Terms-and-Conditions and for electronic format documents, subject to Terms and Conditions for Electronic Documents at http://www.sgs.com.tw/Terms-and-Conditions. Attention is drawn to the limitation of liability, indemnification and jurisdiction issues defined therein. Any holder of this document is advised that information contained hereon reflects the Company's findings at the time of its intervention only and within the limits of Client's instructions, if any. The Company's sole responsibility is to its Client and this document does not exonerate parties to a transaction from exercising all their rights and obligations under the transaction documents. This document cannot be reproduced except in full, without prior written approval of the Company. Any unauthorized alteration, forgery or falsification of the content or appearance of this document is unlawful and offenders may be prosecuted to the fullest extent of the law.

Date: 2021/4/21

Report No. :ES/2021/40001
WLAN 802.11n(40M) 5.8G_Body_Top side_CH 151_Tx1_0mm
Communication System: WLAN; Frequency: 5755 MHz; Duty Cycle: 1:1.007
Medium parameters used: f = 5755 MHz; σ = 5.164 S/m; ε_r = 34.98; ρ = 1000 kg/m^3
Phantom section: Flat Section
Ambient temperature: 22.4°C; Liquid temperature: 22.7°C

DASY5 Configuration:
- Probe: EX3DV4 - SN7466; ConvF(5.02, 5.02, 5.02); Calibrated: 2021/01/29
- Sensor-Surface: 2mm (Mechanical Surface Detection)
- Electronics: DAE4 Sn877; Calibrated: 2021/3/22
- Phantom: ELI
- DASY52 52.10.4(1527); SEMCAD X 14.6.14(7483)

Area Scan (81x131x1): Interpolated grid: dx=10 mm, dy=10 mm
Maximum value of SAR (interpolated) = 0.992 W/kg

Zoom Scan (7x7x12)/Cube 0: Measurement grid: dx=4mm, dy=4mm, dz=2mm
Reference Value = 0.7740 V/m; Power Drift = 0.05 dB
Peak SAR (extrapolated) = 2.34 W/kg
SAR(1 g) = 0.346 W/kg; SAR(10 g) = 0.103 W/kg
Smallest distance from peaks to all points 3 dB below = 7.7 mm
Ratio of SAR at M2 to SAR at M1 = 48.1%
Maximum value of SAR (measured) = 0.867 W/kg

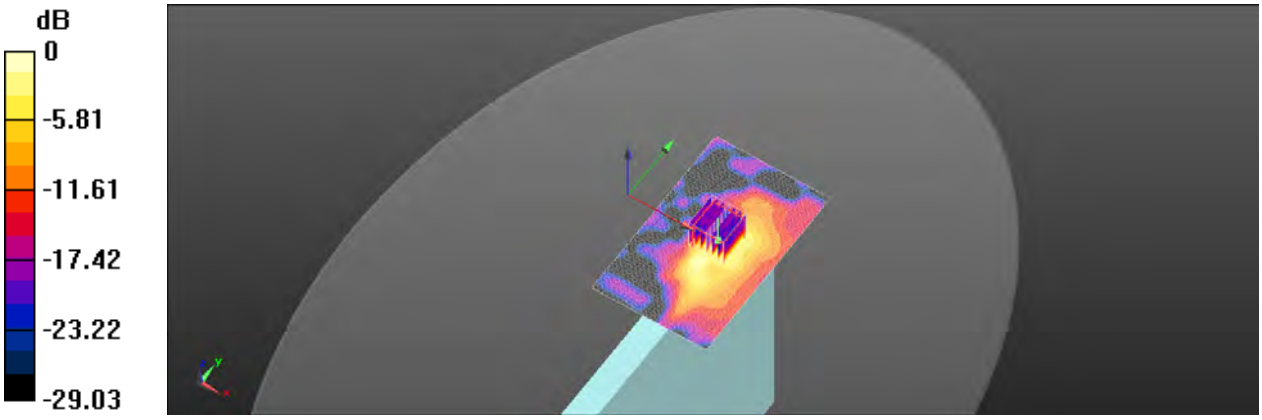

0 dB = 0.867 W/kg = -0.62 dBW/kg

Unless otherwise stated the results shown in this test report refer only to the sample(s) tested and such sample(s) are retained for 90 days only.
除非另有說明，此報告結果僅對測試之樣品負責，同時此樣品僅保留90天。本報告未經本公司書面許可，不可部份複製。
This document is issued by the Company subject to its General Conditions of Service printed overleaf, available on request or accessible at http://www.sgs.com.tw/Terms-and-Conditions and for electronic format documents, subject to Terms and Conditions for Electronic Documents at http://www.sgs.com.tw/Terms-and-Conditions. Attention is drawn to the limitation of liability, indemnification and jurisdiction issues defined therein. Any holder of this document is advised that information contained hereon reflects the Company's findings at the time of its intervention only and within the limits of Client's instructions, if any. The Company's sole responsibility is to its Client and this document does not exonerate parties to a transaction from exercising all their rights and obligations under the transaction documents. This document cannot be reproduced except in full, without prior written approval of the Company. Any unauthorized alteration, forgery or falsification of the content or appearance of this document is unlawful and offenders may be prosecuted to the fullest extent of the law.

Date: 2021/4/21

Report No. :ES/2021/40001
WLAN 802.11ac(80M) 5.8G_Body_Top side_CH 155_Tx1_0mm
Communication System: WLAN; Frequency: 5775 MHz; Duty Cycle: 1:1.010
Medium parameters used: f = 5775 MHz; σ = 5.189 S/m; ε_r = 34.979; ρ = 1000 kg/m^3
Phantom section: Flat Section
Ambient temperature: 22.4°C; Liquid temperature: 22.7°C

DASY5 Configuration:
- Probe: EX3DV4 - SN7466; ConvF(5.02, 5.02, 5.02); Calibrated: 2021/01/29
- Sensor-Surface: 2mm (Mechanical Surface Detection)
- Electronics: DAE4 Sn877; Calibrated: 2021/3/22
- Phantom: ELI
- DASY52 52.10.4(1527); SEMCAD X 14.6.14(7483)

Area Scan (81x131x1): Interpolated grid: dx=10 mm, dy=10 mm
Maximum value of SAR (interpolated) = 0.933 W/kg

Zoom Scan (7x7x12)/Cube 0: Measurement grid: dx=4mm, dy=4mm, dz=2mm
Reference Value = 0.5858 V/m; Power Drift = 0.05 dB
Peak SAR (extrapolated) = 2.18 W/kg
SAR(1 g) = 0.316 W/kg; SAR(10 g) = 0.094 W/kg
Smallest distance from peaks to all points 3 dB below = 7.8 mm
Ratio of SAR at M2 to SAR at M1 = 48%
Maximum value of SAR (measured) = 0.797 W/kg

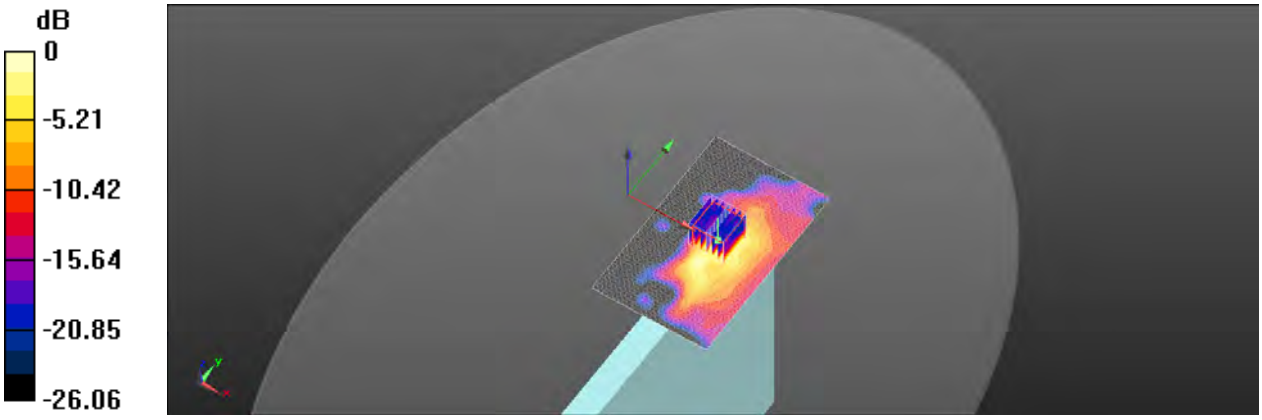

0 dB = 0.797 W/kg = -0.99 dBW/kg

Unless otherwise stated the results shown in this test report refer only to the sample(s) tested and such sample(s) are retained for 90 days only.
除非另有說明，此報告結果僅對測試之樣品負責，同時此樣品僅保留90天。本報告未經本公司書面許可，不可部份複製。
This document is issued by the Company subject to its General Conditions of Service printed overleaf, available on request or accessible at http://www.sgs.com.tw/Terms-and-Conditions and for electronic format documents, subject to Terms and Conditions for Electronic Documents at http://www.sgs.com.tw/Terms-and-Conditions. Attention is drawn to the limitation of liability, indemnification and jurisdiction issues defined therein. Any holder of this document is advised that information contained hereon reflects the Company's findings at the time of its intervention only and within the limits of Client's instructions, if any. The Company's sole responsibility is to its Client and this document does not exonerate parties to a transaction from exercising all their rights and obligations under the transaction documents. This document cannot be reproduced except in full, without prior written approval of the Company. Any unauthorized alteration, forgery or falsification of the content or appearance of this document is unlawful and offenders may be prosecuted to the fullest extent of the law.

Date: 2021/4/17

Report No. :ES/2021/40001
WLAN 802.11b_Body_Bottom side_CH 10_Tx2_0mm
Communication System: WLAN; Frequency: 2457 MHz; Duty Cycle: 1:1
Medium parameters used: f = 2457 MHz; σ = 1.792 S/m; ε_r = 38.983; ρ = 1000 kg/m^3
Phantom section: Flat Section
Ambient temperature: 22.4°C; Liquid temperature: 22.4°C

DASY5 Configuration:
- Probe: EX3DV4 - SN7466; ConvF(8.08, 8.08, 8.08); Calibrated: 2021/01/29
- Sensor-Surface: 2mm (Mechanical Surface Detection)
- Electronics: DAE4 Sn877; Calibrated: 2021/3/22
- Phantom: ELI
- DASY52 52.10.4(1527); SEMCAD X 14.6.14(7483)

Area Scan (101x101x1): Interpolated grid: dx=12 mm, dy=12 mm
Maximum value of SAR (interpolated) = 0.0315 W/kg

Zoom Scan (7x7x7)/Cube 0: Measurement grid: dx=5mm, dy=5mm, dz=5mm
Reference Value = 0.3280 V/m; Power Drift = 0.16 dB
Peak SAR (extrapolated) = 0.0160 W/kg
SAR(1 g) = 0.00773 W/kg; SAR(10 g) = 0.00411 W/kg
Smallest distance from peaks to all points 3 dB below: Larger than measurement grid
Ratio of SAR at M2 to SAR at M1 = 46.8%
Maximum value of SAR (measured) = 0.0122 W/kg



0 dB = 0.0122 W/kg = -19.13 dBW/kg

Unless otherwise stated the results shown in this test report refer only to the sample(s) tested and such sample(s) are retained for 90 days only.
除非另有說明，此報告結果僅對測試之樣品負責，同時此樣品僅保留90天。本報告未經本公司書面許可，不可部份複製。
This document is issued by the Company subject to its General Conditions of Service printed overleaf, available on request or accessible at http://www.sgs.com.tw/Terms-and-Conditions and for electronic format documents, subject to Terms and Conditions for Electronic Documents at http://www.sgs.com.tw/Terms-and-Conditions. Attention is drawn to the limitation of liability, indemnification and jurisdiction issues defined therein. Any holder of this document is advised that information contained hereon reflects the Company's findings at the time of its intervention only and within the limits of Client's instructions, if any. The Company's sole responsibility is to its Client and this document does not exonerate parties to a transaction from exercising all their rights and obligations under the transaction documents. This document cannot be reproduced except in full, without prior written approval of the Company. Any unauthorized alteration, forgery or falsification of the content or appearance of this document is unlawful and offenders may be prosecuted to the fullest extent of the law.

Date: 2021/4/17

Report No. :ES/2021/40001
Bluetooth(GFSK)_Body_Bottom side_CH 0_Tx2_0mm
Communication System: Bluetooth; Frequency: 2402 MHz; Duty Cycle: 1:1.295
Medium parameters used: f = 2402 MHz; σ = 1.742 S/m; ε_r = 39.073; ρ = 1000 kg/m^3
Phantom section: Flat Section
Ambient temperature: 22.4°C; Liquid temperature: 22.4°C

DASY5 Configuration:
- Probe: EX3DV4 - SN7466; ConvF(8.08, 8.08, 8.08); Calibrated: 2021/01/29
- Sensor-Surface: 2mm (Mechanical Surface Detection)
- Electronics: DAE4 Sn877; Calibrated: 2021/3/22
- Phantom: ELI
- DASY52 52.10.4(1527); SEMCAD X 14.6.14(7483)

Area Scan (91x121x1): Interpolated grid: dx=12 mm, dy=12 mm
Maximum value of SAR (interpolated) = 0.0115 W/kg

Zoom Scan (7x7x7)/Cube 0: Measurement grid: dx=5mm, dy=5mm, dz=5mm
Reference Value = 0.2750 V/m; Power Drift = 0.15 dB
Peak SAR (extrapolated) = 0.00320 W/kg
SAR(1 g) = 0.00195 W/kg; SAR(10 g) = 0.00122 W/kg
Smallest distance from peaks to all points 3 dB below: Larger than measurement grid
Ratio of SAR at M2 to SAR at M1 = 93.7%
Maximum value of SAR (measured) = 0.00320 W/kg



0 dB = 0.00320 W/kg = -24.95 dBW/kg

Unless otherwise stated the results shown in this test report refer only to the sample(s) tested and such sample(s) are retained for 90 days only.
除非另有說明，此報告結果僅對測試之樣品負責，同時此樣品僅保留90天。本報告未經本公司書面許可，不可部份複製。
This document is issued by the Company subject to its General Conditions of Service printed overleaf, available on request or accessible at http://www.sgs.com.tw/Terms-and-Conditions and for electronic format documents, subject to Terms and Conditions for Electronic Documents at http://www.sgs.com.tw/Terms-and-Conditions. Attention is drawn to the limitation of liability, indemnification and jurisdiction issues defined therein. Any holder of this document is advised that information contained hereon reflects the Company's findings at the time of its intervention only and within the limits of Client's instructions, if any. The Company's sole responsibility is to its Client and this document does not exonerate parties to a transaction from exercising all their rights and obligations under the transaction documents. This document cannot be reproduced except in full, without prior written approval of the Company. Any unauthorized alteration, forgery or falsification of the content or appearance of this document is unlawful and offenders may be prosecuted to the fullest extent of the law.

Date: 2021/4/18

Report No. :ES/2021/40001
WLAN 802.11n(40M) 5.2G_Body_Bottom side_CH 46_Tx2_0mm
Communication System: WLAN; Frequency: 5230 MHz; Duty Cycle: 1:1.007
Medium parameters used: f = 5230 MHz; σ = 4.633 S/m; ε_r = 35.585; ρ = 1000 kg/m^3
Phantom section: Flat Section
Ambient temperature: 22.2°C; Liquid temperature: 22.6°C

DASY5 Configuration:
- Probe: EX3DV4 - SN7466; ConvF(5.6, 5.6, 5.6); Calibrated: 2021/01/29
- Sensor-Surface: 2mm (Mechanical Surface Detection)
- Electronics: DAE4 Sn877; Calibrated: 2021/3/22
- Phantom: ELI
- DASY52 52.10.4(1527); SEMCAD X 14.6.14(7483)

Area Scan (121x121x1): Interpolated grid: dx=10 mm, dy=10 mm
Maximum value of SAR (interpolated) = 0.0552 W/kg

Zoom Scan (7x7x12)/Cube 0: Measurement grid: dx=4mm, dy=4mm, dz=2mm
Reference Value = 0.6750 V/m; Power Drift = 0.08 dB
Peak SAR (extrapolated) = 0.113 W/kg
SAR(1 g) = 0.014 W/kg; SAR(10 g) = 0.00737 W/kg
Smallest distance from peaks to all points 3 dB below: Larger than measurement grid
Ratio of SAR at M2 to SAR at M1 = 63.4%
Maximum value of SAR (measured) = 0.0276 W/kg

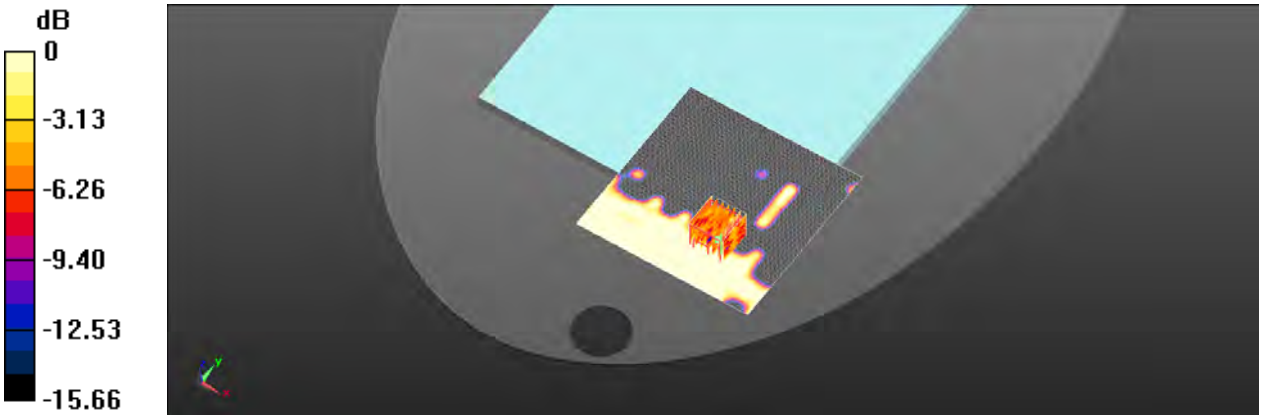

0 dB = 0.0276 W/kg = -15.60 dBW/kg

Unless otherwise stated the results shown in this test report refer only to the sample(s) tested and such sample(s) are retained for 90 days only.
除非另有說明，此報告結果僅對測試之樣品負責，同時此樣品僅保留90天。本報告未經本公司書面許可，不可部份複製。
This document is issued by the Company subject to its General Conditions of Service printed overleaf, available on request or accessible at http://www.sgs.com.tw/Terms-and-Conditions and for electronic format documents, subject to Terms and Conditions for Electronic Documents at http://www.sgs.com.tw/Terms-and-Conditions. Attention is drawn to the limitation of liability, indemnification and jurisdiction issues defined therein. Any holder of this document is advised that information contained hereon reflects the Company's findings at the time of its intervention only and within the limits of Client's instructions, if any. The Company's sole responsibility is to its Client and this document does not exonerate parties to a transaction from exercising all their rights and obligations under the transaction documents. This document cannot be reproduced except in full, without prior written approval of the Company. Any unauthorized alteration, forgery or falsification of the content or appearance of this document is unlawful and offenders may be prosecuted to the fullest extent of the law.

Date: 2021/4/19

Report No. :ES/2021/40001
WLAN 802.11n(40M) 5.3G_Body_Bottom side_CH 54_Tx2_0mm
Communication System: WLAN; Frequency: 5270 MHz; Duty Cycle: 1:1.007
Medium parameters used: f = 5270 MHz; σ = 4.676 S/m; ε_r = 35.536; ρ = 1000 kg/m^3
Phantom section: Flat Section
Ambient temperature: 22.1°C; Liquid temperature: 22.6°C

DASY5 Configuration:
- Probe: EX3DV4 - SN7466; ConvF(5.5, 5.5, 5.5); Calibrated: 2021/01/29
- Sensor-Surface: 2mm (Mechanical Surface Detection)
- Electronics: DAE4 Sn877; Calibrated: 2021/3/22
- Phantom: ELI
- DASY52 52.10.4(1527); SEMCAD X 14.6.14(7483)

Area Scan (121x121x1): Interpolated grid: dx=10 mm, dy=10 mm
Maximum value of SAR (interpolated) = 0.0768 W/kg

Zoom Scan (7x7x12)/Cube 0: Measurement grid: dx=4mm, dy=4mm, dz=2mm
Reference Value = 0.7480 V/m; Power Drift = 0.12 dB
Peak SAR (extrapolated) = 0.183 W/kg
SAR(1 g) = 0.020 W/kg; SAR(10 g) = 0.011 W/kg
Smallest distance from peaks to all points 3 dB below: Larger than measurement grid
Ratio of SAR at M2 to SAR at M1 = 57.5%
Maximum value of SAR (measured) = 0.0359 W/kg



0 dB = 0.0359 W/kg = -14.44 dBW/kg

Unless otherwise stated the results shown in this test report refer only to the sample(s) tested and such sample(s) are retained for 90 days only.
除非另有說明，此報告結果僅對測試之樣品負責，同時此樣品僅保留90天。本報告未經本公司書面許可，不可部份複製。
This document is issued by the Company subject to its General Conditions of Service printed overleaf, available on request or accessible at http://www.sgs.com.tw/Terms-and-Conditions and for electronic format documents, subject to Terms and Conditions for Electronic Documents at http://www.sgs.com.tw/Terms-and-Conditions. Attention is drawn to the limitation of liability, indemnification and jurisdiction issues defined therein. Any holder of this document is advised that information contained hereon reflects the Company's findings at the time of its intervention only and within the limits of Client's instructions, if any. The Company's sole responsibility is to its Client and this document does not exonerate parties to a transaction from exercising all their rights and obligations under the transaction documents. This document cannot be reproduced except in full, without prior written approval of the Company. Any unauthorized alteration, forgery or falsification of the content or appearance of this document is unlawful and offenders may be prosecuted to the fullest extent of the law.

Date: 2021/4/20

Report No. :ES/2021/40001
WLAN 802.11ac(80M) 5.6G_Body_Bottom side_CH 138_Tx2_0mm
Communication System: WLAN; Frequency: 5690 MHz; Duty Cycle: 1:1.010
Medium parameters used: f = 5690 MHz; σ = 5.102 S/m; ε_r = 35.086; ρ = 1000 kg/m^3
Phantom section: Flat Section
Ambient temperature: 22.3°C; Liquid temperature: 22.5°C

DASY5 Configuration:

- Probe: EX3DV4 - SN7466; ConvF(5.04, 5.04, 5.04); Calibrated: 2021/01/29
- Sensor-Surface: 2mm (Mechanical Surface Detection)
- Electronics: DAE4 Sn877; Calibrated: 2021/3/22
- Phantom: ELI
- DASY52 52.10.4(1527); SEMCAD X 14.6.14(7483)

Area Scan (121x121x1): Interpolated grid: dx=10 mm, dy=10 mm
Maximum value of SAR (interpolated) = 0.0688 W/kg

Zoom Scan (7x7x12)/Cube 0: Measurement grid: dx=4mm, dy=4mm, dz=2mm
Reference Value = 0.6840 V/m; Power Drift = 0.07 dB
Peak SAR (extrapolated) = 0.125 W/kg
SAR(1 g) = 0.022 W/kg; SAR(10 g) = 0.014 W/kg
Smallest distance from peaks to all points 3 dB below: Larger than measurement grid
Ratio of SAR at M2 to SAR at M1 = 63.7%
Maximum value of SAR (measured) = 0.0372 W/kg



0 dB = 0.0372 W/kg = -14.29 dBW/kg

Unless otherwise stated the results shown in this test report refer only to the sample(s) tested and such sample(s) are retained for 90 days only.
除非另有說明，此報告結果僅對測試之樣品負責，同時此樣品僅保留90天。本報告未經本公司書面許可，不可部份複製。
This document is issued by the Company subject to its General Conditions of Service printed overleaf, available on request or accessible at http://www.sgs.com.tw/Terms-and-Conditions and for electronic format documents, subject to Terms and Conditions for Electronic Documents at http://www.sgs.com.tw/Terms-and-Conditions. Attention is drawn to the limitation of liability, indemnification and jurisdiction issues defined therein. Any holder of this document is advised that information contained hereon reflects the Company's findings at the time of its intervention only and within the limits of Client's instructions, if any. The Company's sole responsibility is to its Client and this document does not exonerate parties to a transaction from exercising all their rights and obligations under the transaction documents. This document cannot be reproduced except in full, without prior written approval of the Company. Any unauthorized alteration, forgery or falsification of the content or appearance of this document is unlawful and offenders may be prosecuted to the fullest extent of the law.

Date: 2021/4/21

Report No. :ES/2021/40001
WLAN 802.11a 5.8G_Body_Bottom side_CH 149_Tx2_0mm
Communication System: WLAN; Frequency: 5745 MHz; Duty Cycle: 1:1
Medium parameters used: f = 5745 MHz; σ = 5.156 S/m; ε_r = 35.027; ρ = 1000 kg/m^3
Phantom section: Flat Section
Ambient temperature: 22.4°C; Liquid temperature: 22.7°C

DASY5 Configuration:
- Probe: EX3DV4 - SN7466; ConvF(5.02, 5.02, 5.02); Calibrated: 2021/01/29
- Sensor-Surface: 2mm (Mechanical Surface Detection)
- Electronics: DAE4 Sn877; Calibrated: 2021/3/22
- Phantom: ELI
- DASY52 52.10.4(1527); SEMCAD X 14.6.14(7483)

Area Scan (121x121x1): Interpolated grid: dx=10 mm, dy=10 mm
Maximum value of SAR (interpolated) = 0.0686 W/kg

Zoom Scan (7x7x12)/Cube 0: Measurement grid: dx=4mm, dy=4mm, dz=2mm
Reference Value = 0.8460 V/m; Power Drift = 0.13 dB
Peak SAR (extrapolated) = 0.268 W/kg
SAR(1 g) = 0.024 W/kg; SAR(10 g) = 0.014 W/kg
Smallest distance from peaks to all points 3 dB below: Larger than measurement grid
Ratio of SAR at M2 to SAR at M1 = 52.2%
Maximum value of SAR (measured) = 0.0358 W/kg



0 dB = 0.0358 W/kg = -14.46 dBW/kg

Unless otherwise stated the results shown in this test report refer only to the sample(s) tested and such sample(s) are retained for 90 days only.
除非另有說明，此報告結果僅對測試之樣品負責，同時此樣品僅保留90天。本報告未經本公司書面許可，不可部份複製。
This document is issued by the Company subject to its General Conditions of Service printed overleaf, available on request or accessible at http://www.sgs.com.tw/Terms-and-Conditions and for electronic format documents, subject to Terms and Conditions for Electronic Documents at http://www.sgs.com.tw/Terms-and-Conditions. Attention is drawn to the limitation of liability, indemnification and jurisdiction issues defined therein. Any holder of this document is advised that information contained hereon reflects the Company's findings at the time of its intervention only and within the limits of Client's instructions, if any. The Company's sole responsibility is to its Client and this document does not exonerate parties to a transaction from exercising all their rights and obligations under the transaction documents. This document cannot be reproduced except in full, without prior written approval of the Company. Any unauthorized alteration, forgery or falsification of the content or appearance of this document is unlawful and offenders may be prosecuted to the fullest extent of the law.

Date: 2021/4/17

Report No. :ES/2021/40001
WLAN 802.11b_Body_Bottom side_CH 2_Tx1_0mm
Communication System: WLAN; Frequency: 2417 MHz; Duty Cycle: 1:1
Medium parameters used: f = 2417 MHz; σ = 1.756 S/m; ε_r = 39.051; ρ = 1000 kg/m^3
Phantom section: Flat Section
Ambient temperature: 22.4°C; Liquid temperature: 22.4°C

DASY5 Configuration:
- Probe: EX3DV4 - SN7466; ConvF(8.08, 8.08, 8.08); Calibrated: 2021/01/29
- Sensor-Surface: 2mm (Mechanical Surface Detection)
- Electronics: DAE4 Sn877; Calibrated: 2021/3/22
- Phantom: ELI
- DASY52 52.10.4(1527); SEMCAD X 14.6.14(7483)

Area Scan (101x111x1): Interpolated grid: dx=12 mm, dy=12 mm
Maximum value of SAR (interpolated) = 0.0187 W/kg

Zoom Scan (7x7x7)/Cube 0: Measurement grid: dx=5mm, dy=5mm, dz=5mm
Reference Value = 0.3670 V/m; Power Drift = 0.08 dB
Peak SAR (extrapolated) = 0.0170 W/kg
SAR(1 g) = 0.0079 W/kg; SAR(10 g) = 0.00536 W/kg
Smallest distance from peaks to all points 3 dB below: Larger than measurement grid
Ratio of SAR at M2 to SAR at M1 = 52.3%
Maximum value of SAR (measured) = 0.0115 W/kg



0 dB = 0.0115 W/kg = -19.39 dBW/kg

Unless otherwise stated the results shown in this test report refer only to the sample(s) tested and such sample(s) are retained for 90 days only.
除非另有說明，此報告結果僅對測試之樣品負責，同時此樣品僅保留90天。本報告未經本公司書面許可，不可部份複製。
This document is issued by the Company subject to its General Conditions of Service printed overleaf, available on request or accessible at http://www.sgs.com.tw/Terms-and-Conditions and for electronic format documents, subject to Terms and Conditions for Electronic Documents at http://www.sgs.com.tw/Terms-and-Conditions. Attention is drawn to the limitation of liability, indemnification and jurisdiction issues defined therein. Any holder of this document is advised that information contained hereon reflects the Company's findings at the time of its intervention only and within the limits of Client's instructions, if any. The Company's sole responsibility is to its Client and this document does not exonerate parties to a transaction from exercising all their rights and obligations under the transaction documents. This document cannot be reproduced except in full, without prior written approval of the Company. Any unauthorized alteration, forgery or falsification of the content or appearance of this document is unlawful and offenders may be prosecuted to the fullest extent of the law.

Date: 2021/4/18

Report No. :ES/2021/40001
WLAN 802.11n(40M) 5.2G_Body_Bottom side_CH 46_Tx1_0mm
Communication System: WLAN; Frequency: 5230 MHz; Duty Cycle: 1:1.007
Medium parameters used: f = 5230 MHz; σ = 4.633 S/m; ε_r = 35.585; ρ = 1000 kg/m^3
Phantom section: Flat Section
Ambient temperature: 22.2°C; Liquid temperature: 22.6°C

DASY5 Configuration:
- Probe: EX3DV4 - SN7466; ConvF(5.6, 5.6, 5.6); Calibrated: 2021/01/29
- Sensor-Surface: 2mm (Mechanical Surface Detection)
- Electronics: DAE4 Sn877; Calibrated: 2021/3/22
- Phantom: ELI
- DASY52 52.10.4(1527); SEMCAD X 14.6.14(7483)

Area Scan (121x141x1): Interpolated grid: dx=10 mm, dy=10 mm
Maximum value of SAR (interpolated) = 0.101 W/kg

Zoom Scan (7x7x12)/Cube 0: Measurement grid: dx=4mm, dy=4mm, dz=2mm
Reference Value = 0.7480 V/m; Power Drift = 0.14 dB
Peak SAR (extrapolated) = 0.178 W/kg
SAR(1 g) = 0.041 W/kg; SAR(10 g) = 0.00873 W/kg
Smallest distance from peaks to all points 3 dB below = 5.2 mm
Ratio of SAR at M2 to SAR at M1 = 58.2%
Maximum value of SAR (measured) = 0.103 W/kg

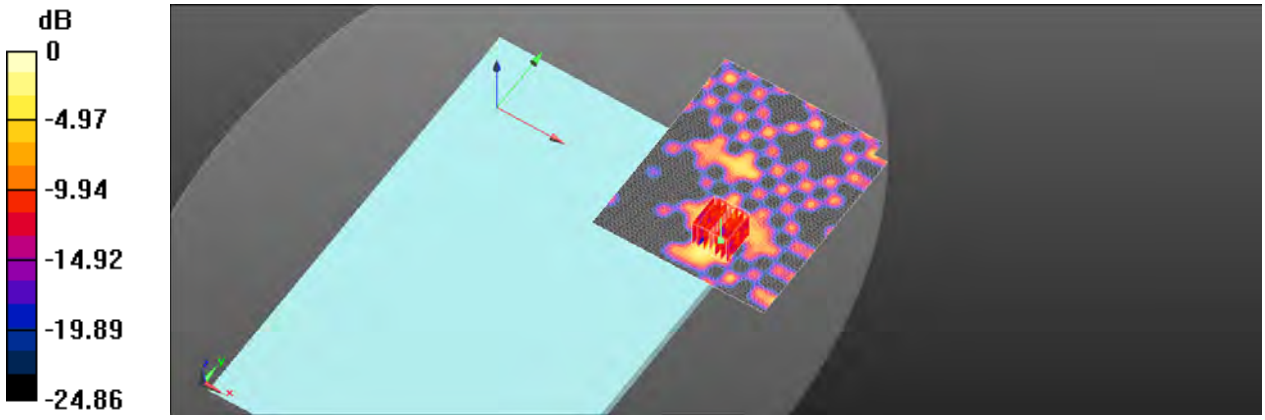

0 dB = 0.103 W/kg = -9.87 dBW/kg

Unless otherwise stated the results shown in this test report refer only to the sample(s) tested and such sample(s) are retained for 90 days only.
除非另有說明，此報告結果僅對測試之樣品負責，同時此樣品僅保留90天。本報告未經本公司書面許可，不可部份複製。
This document is issued by the Company subject to its General Conditions of Service printed overleaf, available on request or accessible at http://www.sgs.com.tw/Terms-and-Conditions and for electronic format documents, subject to Terms and Conditions for Electronic Documents at http://www.sgs.com.tw/Terms-and-Conditions. Attention is drawn to the limitation of liability, indemnification and jurisdiction issues defined therein. Any holder of this document is advised that information contained hereon reflects the Company's findings at the time of its intervention only and within the limits of Client's instructions, if any. The Company's sole responsibility is to its Client and this document does not exonerate parties to a transaction from exercising all their rights and obligations under the transaction documents. This document cannot be reproduced except in full, without prior written approval of the Company. Any unauthorized alteration, forgery or falsification of the content or appearance of this document is unlawful and offenders may be prosecuted to the fullest extent of the law.

Date: 2021/4/19

Report No. :ES/2021/40001
WLAN 802.11n(40M) 5.3G_Body_Bottom side_CH 54_Tx1_0mm
Communication System: WLAN; Frequency: 5270 MHz; Duty Cycle: 1:1.007
Medium parameters used: f = 5270 MHz; σ = 4.676 S/m; ε_r = 35.536; ρ = 1000 kg/m^3
Phantom section: Flat Section
Ambient temperature: 22.1°C; Liquid temperature: 22.6°C

DASY5 Configuration:
- Probe: EX3DV4 - SN7466; ConvF(5.5, 5.5, 5.5); Calibrated: 2021/01/29
- Sensor-Surface: 2mm (Mechanical Surface Detection)
- Electronics: DAE4 Sn877; Calibrated: 2021/3/22
- Phantom: ELI
- DASY52 52.10.4(1527); SEMCAD X 14.6.14(7483)

Area Scan (121x141x1): Interpolated grid: dx=10 mm, dy=10 mm
Maximum value of SAR (interpolated) = 0.0788 W/kg

Zoom Scan (7x7x12)/Cube 0: Measurement grid: dx=4mm, dy=4mm, dz=2mm
Reference Value = 0.5280 V/m; Power Drift = 0.13 dB
Peak SAR (extrapolated) = 0.235 W/kg
SAR(1 g) = 0.015 W/kg; SAR(10 g) = 0.00259 W/kg
Smallest distance from peaks to all points 3 dB below: Larger than measurement grid
Ratio of SAR at M2 to SAR at M1 = 45.8%
Maximum value of SAR (measured) = 0.0439 W/kg

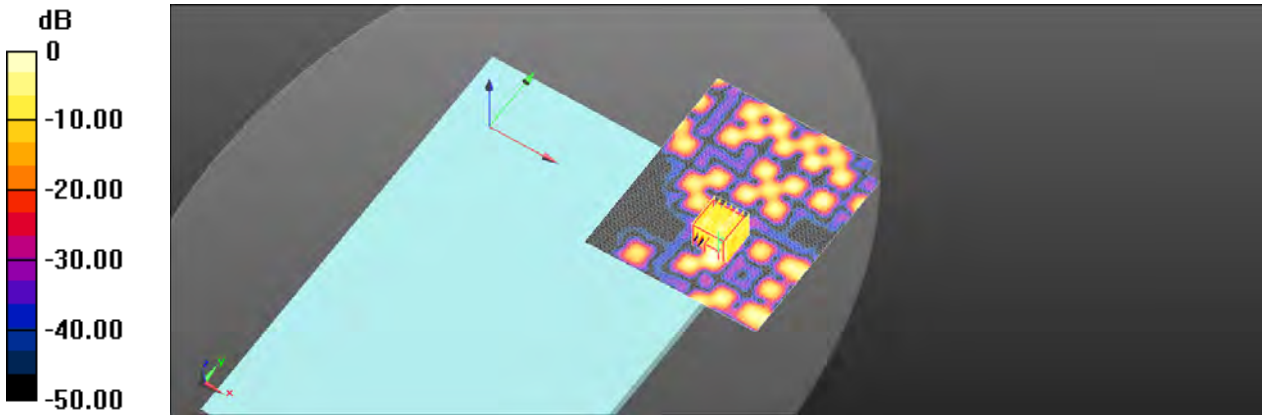

0 dB = 0.0439 W/kg = -13.58 dBW/kg

Unless otherwise stated the results shown in this test report refer only to the sample(s) tested and such sample(s) are retained for 90 days only.
除非另有說明，此報告結果僅對測試之樣品負責，同時此樣品僅保留90天。本報告未經本公司書面許可，不可部份複製。
This document is issued by the Company subject to its General Conditions of Service printed overleaf, available on request or accessible at http://www.sgs.com.tw/Terms-and-Conditions and for electronic format documents, subject to Terms and Conditions for Electronic Documents at http://www.sgs.com.tw/Terms-and-Conditions. Attention is drawn to the limitation of liability, indemnification and jurisdiction issues defined therein. Any holder of this document is advised that information contained hereon reflects the Company's findings at the time of its intervention only and within the limits of Client's instructions, if any. The Company's sole responsibility is to its Client and this document does not exonerate parties to a transaction from exercising all their rights and obligations under the transaction documents. This document cannot be reproduced except in full, without prior written approval of the Company. Any unauthorized alteration, forgery or falsification of the content or appearance of this document is unlawful and offenders may be prosecuted to the fullest extent of the law.

Date: 2021/4/20

Report No. :ES/2021/40001
WLAN 802.11ac(80M) 5.6G_Body_Bottom side_CH 138_Tx1_0mm
Communication System: WLAN; Frequency: 5690 MHz; Duty Cycle: 1:1.010
Medium parameters used: f = 5690 MHz; σ = 5.102 S/m; ε_r = 35.086; ρ = 1000 kg/m^3
Phantom section: Flat Section
Ambient temperature: 22.3°C; Liquid temperature: 22.5°C

DASY5 Configuration:
- Probe: EX3DV4 - SN7466; ConvF(5.04, 5.04, 5.04); Calibrated: 2021/01/29
- Sensor-Surface: 2mm (Mechanical Surface Detection)
- Electronics: DAE4 Sn877; Calibrated: 2021/3/22
- Phantom: ELI
- DASY52 52.10.4(1527); SEMCAD X 14.6.14(7483)

Area Scan (121x121x1): Interpolated grid: dx=10 mm, dy=10 mm
Maximum value of SAR (interpolated) = 0.0690 W/kg

Zoom Scan (7x7x12)/Cube 0: Measurement grid: dx=4mm, dy=4mm, dz=2mm
Reference Value = 0.8420 V/m; Power Drift = 0.17 dB
Peak SAR (extrapolated) = 0.0720 W/kg
SAR(1 g) = 0.020 W/kg; SAR(10 g) = 0.013 W/kg
Smallest distance from peaks to all points 3 dB below: Larger than measurement grid
Ratio of SAR at M2 to SAR at M1 = 55.3%
Maximum value of SAR (measured) = 0.0355 W/kg

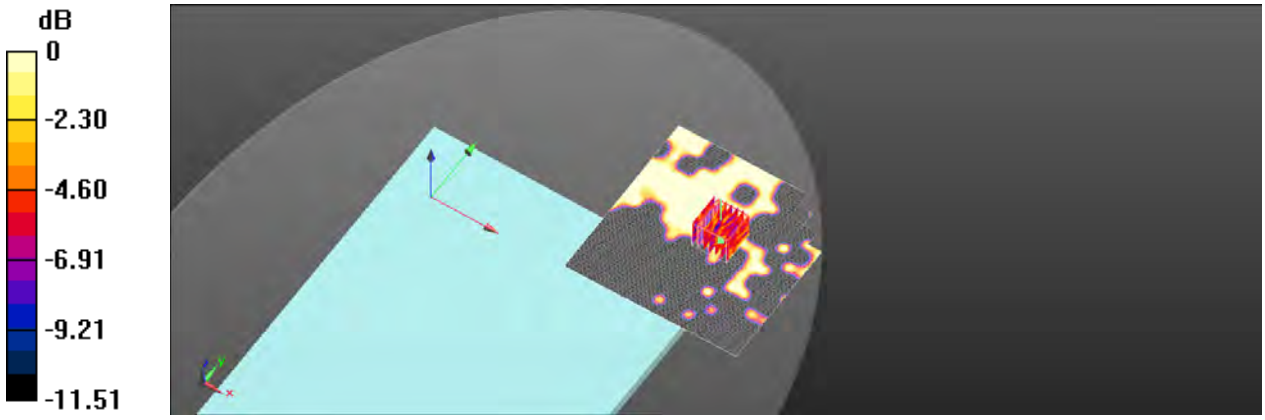

0 dB = 0.0355 W/kg = -14.50 dBW/kg

Unless otherwise stated the results shown in this test report refer only to the sample(s) tested and such sample(s) are retained for 90 days only.
除非另有說明，此報告結果僅對測試之樣品負責，同時此樣品僅保留90天。本報告未經本公司書面許可，不可部份複製。
This document is issued by the Company subject to its General Conditions of Service printed overleaf, available on request or accessible at http://www.sgs.com.tw/Terms-and-Conditions and for electronic format documents, subject to Terms and Conditions for Electronic Documents at http://www.sgs.com.tw/Terms-and-Conditions. Attention is drawn to the limitation of liability, indemnification and jurisdiction issues defined therein. Any holder of this document is advised that information contained hereon reflects the Company's findings at the time of its intervention only and within the limits of Client's instructions, if any. The Company's sole responsibility is to its Client and this document does not exonerate parties to a transaction from exercising all their rights and obligations under the transaction documents. This document cannot be reproduced except in full, without prior written approval of the Company. Any unauthorized alteration, forgery or falsification of the content or appearance of this document is unlawful and offenders may be prosecuted to the fullest extent of the law.

Date: 2021/4/21

Report No. :ES/2021/40001
WLAN 802.11a 5.8G_Body_Bottom side_CH 149_Tx1_0mm
Communication System: WLAN; Frequency: 5745 MHz; Duty Cycle: 1:1
Medium parameters used: f = 5745 MHz; σ = 5.156 S/m; ε_r = 35.027; ρ = 1000 kg/m^3
Phantom section: Flat Section
Ambient temperature: 22.4°C; Liquid temperature: 22.7°C

DASY5 Configuration:
- Probe: EX3DV4 - SN7466; ConvF(5.02, 5.02, 5.02); Calibrated: 2021/01/29
- Sensor-Surface: 2mm (Mechanical Surface Detection)
- Electronics: DAE4 Sn877; Calibrated: 2021/3/22
- Phantom: ELI
- DASY52 52.10.4(1527); SEMCAD X 14.6.14(7483)

Area Scan (121x121x1): Interpolated grid: dx=10 mm, dy=10 mm
Maximum value of SAR (interpolated) = 0.101 W/kg

Zoom Scan (7x7x12)/Cube 0: Measurement grid: dx=4mm, dy=4mm, dz=2mm
Reference Value = 0.5860 V/m; Power Drift = 0.14 dB
Peak SAR (extrapolated) = 0.0970 W/kg
SAR(1 g) = 0.017 W/kg; SAR(10 g) = 0.012 W/kg
Smallest distance from peaks to all points 3 dB below: Larger than measurement grid
Ratio of SAR at M2 to SAR at M1 = 62.9%
Maximum value of SAR (measured) = 0.0284 W/kg

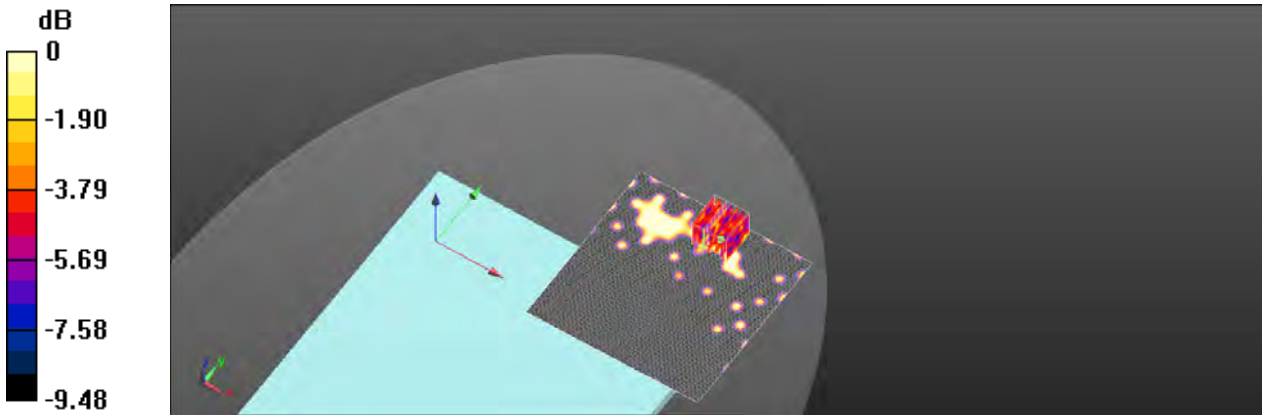

0 dB = 0.0284 W/kg = -15.47 dBW/kg

Unless otherwise stated the results shown in this test report refer only to the sample(s) tested and such sample(s) are retained for 90 days only.
除非另有說明，此報告結果僅對測試之樣品負責，同時此樣品僅保留90天。本報告未經本公司書面許可，不可部份複製。
This document is issued by the Company subject to its General Conditions of Service printed overleaf, available on request or accessible at http://www.sgs.com.tw/Terms-and-Conditions and for electronic format documents, subject to Terms and Conditions for Electronic Documents at http://www.sgs.com.tw/Terms-and-Conditions. Attention is drawn to the limitation of liability, indemnification and jurisdiction issues defined therein. Any holder of this document is advised that information contained hereon reflects the Company's findings at the time of its intervention only and within the limits of Client's instructions, if any. The Company's sole responsibility is to its Client and this document does not exonerate parties to a transaction from exercising all their rights and obligations under the transaction documents. This document cannot be reproduced except in full, without prior written approval of the Company. Any unauthorized alteration, forgery or falsification of the content or appearance of this document is unlawful and offenders may be prosecuted to the fullest extent of the law.

6. SAR System Performance Verification

Date: 2021/4/17

Report No. :ES/2021/40001
Dipole 2450 MHz_SN:835
Communication System: CW; Frequency: 2450 MHz; Duty Cycle: 1:1
Medium parameters used: f = 2450 MHz; σ = 1.784 S/m; ε_r = 39.008; ρ = 1060 kg/m^3
Phantom section: Flat Section
Ambient temperature: 22.4°C; Liquid temperature: 22.4°C

DASY5 Configuration:

- Probe: EX3DV4 - SN7466; ConvF(8.08, 8.08, 8.08); Calibrated: 2021/01/29
- Sensor-Surface: 2mm (Mechanical Surface Detection)
- Electronics: DAE4 Sn877; Calibrated: 2021/3/22
- Phantom: ELI
- DASY52 52.10.4(1527); SEMCAD X 14.6.14(7483)

Area Scan (51x61x1): Interpolated grid: dx=12 mm, dy=12 mm
Maximum value of SAR (interpolated) = 20.9 W/kg

Zoom Scan (7x7x7)/Cube 0: Measurement grid: dx=5mm, dy=5mm, dz=5mm
Reference Value = 97.40 V/m; Power Drift = -0.08 dB
Peak SAR (extrapolated) = 23.3 W/kg
SAR(1 g) = 12.8 W/kg; SAR(10 g) = 6.02 W/kg
Smallest distance from peaks to all points 3 dB below = 10.1 mm
Ratio of SAR at M2 to SAR at M1 = 57.4%
Maximum value of SAR (measured) = 18.8 W/kg

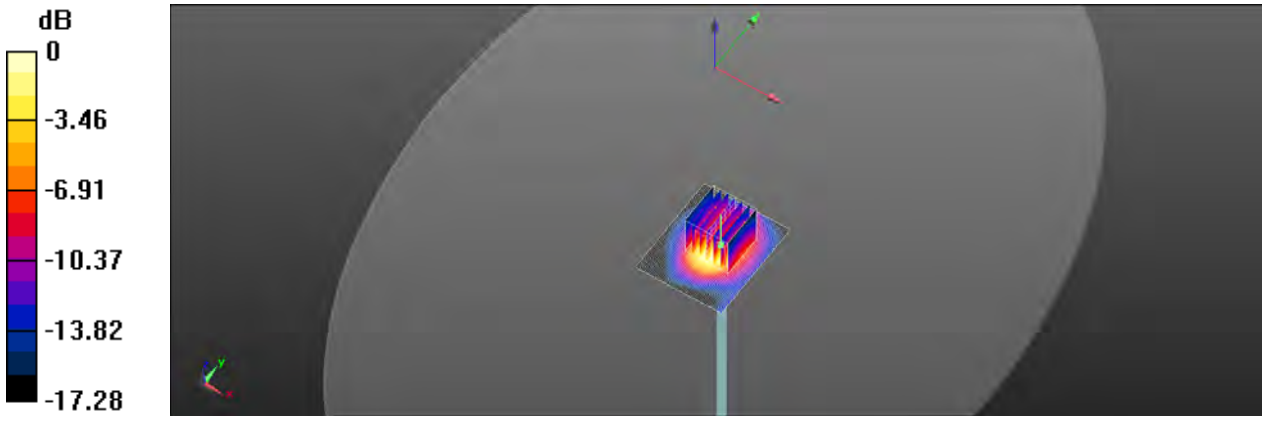

0 dB = 18.8 W/kg = 13.50 dBW/kg

Unless otherwise stated the results shown in this test report refer only to the sample(s) tested and such sample(s) are retained for 90 days only.
除非另有說明，此報告結果僅對測試之樣品負責，同時此樣品僅保留90天。本報告未經本公司書面許可，不可部份複製。
This document is issued by the Company subject to its General Conditions of Service printed overleaf, available on request or accessible at http://www.sgs.com.tw/Terms-and-Conditions and for electronic format documents, subject to Terms and Conditions for Electronic Documents at http://www.sgs.com.tw/Terms-and-Conditions. Attention is drawn to the limitation of liability, indemnification and jurisdiction issues defined therein. Any holder of this document is advised that information contained hereon reflects the Company's findings at the time of its intervention only and within the limits of Client's instructions, if any. The Company's sole responsibility is to its Client and this document does not exonerate parties to a transaction from exercising all their rights and obligations under the transaction documents. This document cannot be reproduced except in full, without prior written approval of the Company. Any unauthorized alteration, forgery or falsification of the content or appearance of this document is unlawful and offenders may be prosecuted to the fullest extent of the law.

Date: 2021/4/18

Report No. :ES/2021/40001
Dipole 5200 MHz_SN:1023
Communication System: CW; Frequency: 5200 MHz; Duty Cycle: 1:1
Medium parameters used: f = 5200 MHz; σ = 4.603 S/m; ε_r = 35.626; ρ = 1000 kg/m^3
Phantom section: Flat Section
Ambient temperature: 22.2°C; Liquid temperature: 22.6°C

DASY5 Configuration:

- Probe: EX3DV4 - SN7466; ConvF(5.6, 5.6, 5.6); Calibrated: 2021/01/29
- Sensor-Surface: 2mm (Mechanical Surface Detection)
- Electronics: DAE4 Sn877; Calibrated: 2021/3/22
- Phantom: ELI
- DASY52 52.10.4(1527); SEMCAD X 14.6.14(7483)

Area Scan (51x51x1): Interpolated grid: dx=10 mm, dy=10 mm
Maximum value of SAR (interpolated) = 16.1 W/kg

Zoom Scan (7x7x12)/Cube 0: Measurement grid: dx=4mm, dy=4mm, dz=2mm
Reference Value = 60.76 V/m; Power Drift = 0.06 dB
Peak SAR (extrapolated) = 31.2 W/kg
SAR(1 g) = 8.01 W/kg; SAR(10 g) = 2.21 W/kg
Smallest distance from peaks to all points 3 dB below = 7.4 mm
Ratio of SAR at M2 to SAR at M1 = 55.9%
Maximum value of SAR (measured) = 15.6 W/kg



0 dB = 15.6 W/kg = 11.25 dBW/kg

Unless otherwise stated the results shown in this test report refer only to the sample(s) tested and such sample(s) are retained for 90 days only.
除非另有說明，此報告結果僅對測試之樣品負責，同時此樣品僅保留90天。本報告未經本公司書面許可，不可部份複製。
This document is issued by the Company subject to its General Conditions of Service printed overleaf, available on request or accessible at http://www.sgs.com.tw/Terms-and-Conditions and for electronic format documents, subject to Terms and Conditions for Electronic Documents at http://www.sgs.com.tw/Terms-and-Conditions. Attention is drawn to the limitation of liability, indemnification and jurisdiction issues defined therein. Any holder of this document is advised that information contained hereon reflects the Company's findings at the time of its intervention only and within the limits of Client's instructions, if any. The Company's sole responsibility is to its Client and this document does not exonerate parties to a transaction from exercising all their rights and obligations under the transaction documents. This document cannot be reproduced except in full, without prior written approval of the Company. Any unauthorized alteration, forgery or falsification of the content or appearance of this document is unlawful and offenders may be prosecuted to the fullest extent of the law.

Date: 2021/4/19

Report No. :ES/2021/40001
Dipole 5300 MHz_SN:1023
Communication System: CW; Frequency: 5300 MHz; Duty Cycle: 1:1
Medium parameters used: f = 5300 MHz; σ = 4.703 S/m; ε_r = 35.506; ρ = 1000 kg/m^3
Phantom section: Flat Section
Ambient temperature: 22.1°C; Liquid temperature: 22.6°C

DASY5 Configuration:

- Probe: EX3DV4 - SN7466; ConvF(5.5, 5.5, 5.5); Calibrated: 2021/01/29
- Sensor-Surface: 2mm (Mechanical Surface Detection)
- Electronics: DAE4 Sn877; Calibrated: 2021/3/22
- Phantom: ELI
- DASY52 52.10.4(1527); SEMCAD X 14.6.14(7483)

Area Scan (61x91x1): Interpolated grid: dx=10 mm, dy=10 mm
Maximum value of SAR (interpolated) = 17.5 W/kg

Zoom Scan (7x7x12)/Cube 0: Measurement grid: dx=4mm, dy=4mm, dz=2mm
Reference Value = 65.76 V/m; Power Drift = 0.02 dB
Peak SAR (extrapolated) = 33.3 W/kg
SAR(1 g) = 8.17 W/kg; SAR(10 g) = 2.31 W/kg
Smallest distance from peaks to all points 3 dB below = 7.2 mm
Ratio of SAR at M2 to SAR at M1 = 54.1%
Maximum value of SAR (measured) = 16.6 W/kg



0 dB = 16.6 W/kg = 11.76 dBW/kg

Unless otherwise stated the results shown in this test report refer only to the sample(s) tested and such sample(s) are retained for 90 days only.
除非另有說明，此報告結果僅對測試之樣品負責，同時此樣品僅保留90天。本報告未經本公司書面許可，不可部份複製。
This document is issued by the Company subject to its General Conditions of Service printed overleaf, available on request or accessible at http://www.sgs.com.tw/Terms-and-Conditions and for electronic format documents, subject to Terms and Conditions for Electronic Documents at http://www.sgs.com.tw/Terms-and-Conditions. Attention is drawn to the limitation of liability, indemnification and jurisdiction issues defined therein. Any holder of this document is advised that information contained hereon reflects the Company's findings at the time of its intervention only and within the limits of Client's instructions, if any. The Company's sole responsibility is to its Client and this document does not exonerate parties to a transaction from exercising all their rights and obligations under the transaction documents. This document cannot be reproduced except in full, without prior written approval of the Company. Any unauthorized alteration, forgery or falsification of the content or appearance of this document is unlawful and offenders may be prosecuted to the fullest extent of the law.

Date: 2021/4/20

Report No. :ES/2021/40001
Dipole 5600 MHz_SN:1023
Communication System: CW; Frequency: 5600 MHz; Duty Cycle: 1:1
Medium parameters used: f = 5600 MHz; σ = 5.008 S/m; ε_r = 35.177; ρ = 1000 kg/m^3
Phantom section: Flat Section
Ambient temperature: 22.3°C; Liquid temperature: 22.5°C

DASY5 Configuration:

- Probe: EX3DV4 - SN7466; ConvF(5.04, 5.04, 5.04); Calibrated: 2021/01/29
- Sensor-Surface: 2mm (Mechanical Surface Detection)
- Electronics: DAE4 Sn877; Calibrated: 2021/3/22
- Phantom: ELI
- DASY52 52.10.4(1527); SEMCAD X 14.6.14(7483)

Area Scan (61x91x1): Interpolated grid: dx=10 mm, dy=10 mm
Maximum value of SAR (interpolated) = 18.9 W/kg

Zoom Scan (7x7x12)/Cube 0: Measurement grid: dx=4mm, dy=4mm, dz=2mm
Reference Value = 68.80 V/m; Power Drift = -0.03 dB
Peak SAR (extrapolated) = 35.8 W/kg
SAR(1 g) = 8.51 W/kg; SAR(10 g) = 2.42 W/kg
Smallest distance from peaks to all points 3 dB below = 9.4 mm
Ratio of SAR at M2 to SAR at M1 = 51.9%
Maximum value of SAR (measured) = 18.4 W/kg



0 dB = 18.4 W/kg = 12.13 dBW/kg

Unless otherwise stated the results shown in this test report refer only to the sample(s) tested and such sample(s) are retained for 90 days only.
除非另有說明，此報告結果僅對測試之樣品負責，同時此樣品僅保留90天。本報告未經本公司書面許可，不可部份複製。
This document is issued by the Company subject to its General Conditions of Service printed overleaf, available on request or accessible at http://www.sgs.com.tw/Terms-and-Conditions and for electronic format documents, subject to Terms and Conditions for Electronic Documents at http://www.sgs.com.tw/Terms-and-Conditions. Attention is drawn to the limitation of liability, indemnification and jurisdiction issues defined therein. Any holder of this document is advised that information contained hereon reflects the Company's findings at the time of its intervention only and within the limits of Client's instructions, if any. The Company's sole responsibility is to its Client and this document does not exonerate parties to a transaction from exercising all their rights and obligations under the transaction documents. This document cannot be reproduced except in full, without prior written approval of the Company. Any unauthorized alteration, forgery or falsification of the content or appearance of this document is unlawful and offenders may be prosecuted to the fullest extent of the law.

Date: 2021/4/21

Report No. :ES/2021/40001
Dipole 5800 MHz_SN:1023
Communication System: CW; Frequency: 5800 MHz; Duty Cycle: 1:1
Medium parameters used: f = 5800 MHz; σ = 5.212 S/m; ε_r = 34.961; ρ = 1000 kg/m^3
Phantom section: Flat Section
Ambient temperature: 22.4°C; Liquid temperature: 22.7°C

DASY5 Configuration:

- Probe: EX3DV4 - SN7466; ConvF(5.02, 5.02, 5.02); Calibrated: 2021/01/29
- Sensor-Surface: 2mm (Mechanical Surface Detection)
- Electronics: DAE4 Sn877; Calibrated: 2021/3/22
- Phantom: ELI
- DASY52 52.10.4(1527); SEMCAD X 14.6.14(7483)

Area Scan (61x91x1): Interpolated grid: dx=10 mm, dy=10 mm
Maximum value of SAR (interpolated) = 18.7 W/kg

Zoom Scan (7x7x12)/Cube 0: Measurement grid: dx=4mm, dy=4mm, dz=2mm
Reference Value = 59.09 V/m; Power Drift = 0.03 dB
Peak SAR (extrapolated) = 35.0 W/kg
SAR(1 g) = 8.25 W/kg; SAR(10 g) = 2.26 W/kg
Smallest distance from peaks to all points 3 dB below = 9.2 mm
Ratio of SAR at M2 to SAR at M1 = 51.1%
Maximum value of SAR (measured) = 18.1 W/kg

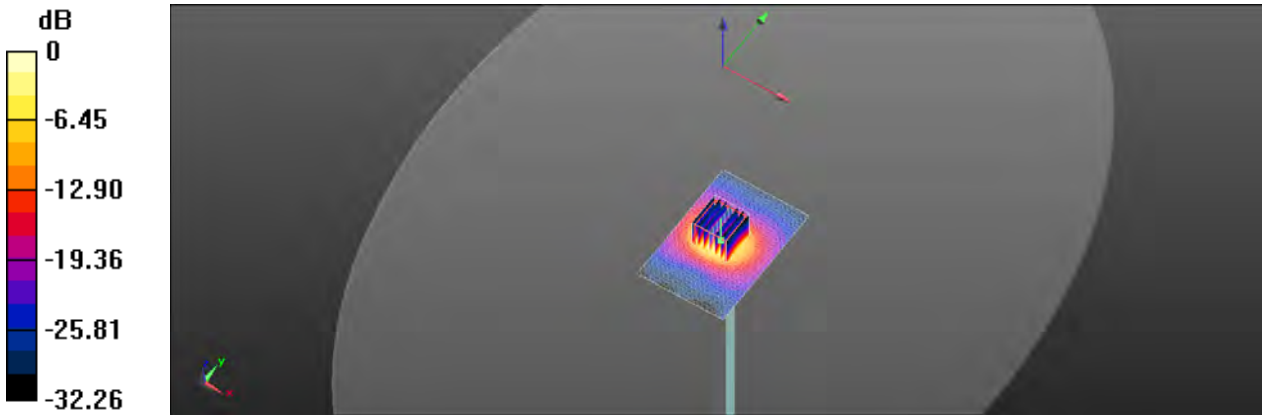

0 dB = 18.1 W/kg = 12.15 dBW/kg

Unless otherwise stated the results shown in this test report refer only to the sample(s) tested and such sample(s) are retained for 90 days only.
除非另有說明，此報告結果僅對測試之樣品負責，同時此樣品僅保留90天。本報告未經本公司書面許可，不可部份複製。
This document is issued by the Company subject to its General Conditions of Service printed overleaf, available on request or accessible at http://www.sgs.com.tw/Terms-and-Conditions and for electronic format documents, subject to Terms and Conditions for Electronic Documents at http://www.sgs.com.tw/Terms-and-Conditions. Attention is drawn to the limitation of liability, indemnification and jurisdiction issues defined therein. Any holder of this document is advised that information contained hereon reflects the Company's findings at the time of its intervention only and within the limits of Client's instructions, if any. The Company's sole responsibility is to its Client and this document does not exonerate parties to a transaction from exercising all their rights and obligations under the transaction documents. This document cannot be reproduced except in full, without prior written approval of the Company. Any unauthorized alteration, forgery or falsification of the content or appearance of this document is unlawful and offenders may be prosecuted to the fullest extent of the law.

7. Uncertainty Budget

Measurement Uncertainty evaluation template for DUT SAR test (3-6G)

A	c	D	e		f	g	h=c * f / e	i=c * g / e	k
Source of Uncertainty	Tolerance/ Uncertainty	Probability Distributio	Div	Div Value	ci (1g)	ci (10g)	Standard uncertainty	Standard uncertainty	vi, or Veff
Measurement system									
Probe calibration	6.55%	N	1	1	1	1	6.55%	6.55%	∞
Isotropy , Axial	3.50%	R	√3	1.732	1	1	2.02%	2.02%	∞
Isotropy, Hemispherical	9.60%	R	√3	1.732	1	1	5.54%	5.54%	∞
Modulation Response	2.40%	R	√3	1.732	1	1	1.40%	1.40%	∞
Boundary Effect	1.00%	R	√3	1.732	1	1	0.58%	0.58%	∞
Linearity	4.70%	R	√3	1.732	1	1	2.71%	2.71%	∞
Detection Limits	1.00%	R	√3	1.732	1	1	0.58%	0.58%	∞
Readout Electronics	0.30%	N	1	1	1	1	0.30%	0.30%	∞
Response time	0.80%	R	√3	1.732	1	1	0.46%	0.46%	∞
Integration Time	2.60%	R	√3	1.732	1	1	1.50%	1.50%	∞
Measurement drift (class A evaluation)	1.75%	R	√3	1.732	1	1	1.01%	1.01%	∞
RF ambient condition - noise	3.00%	R	√3	1.732	1	1	1.73%	1.73%	∞
RF ambient conditions - reflections	3.00%	R	√3	1.732	1	1	1.73%	1.73%	∞
Probe positioner Mechanical restrictions	0.40%	R	√3	1.732	1	1	0.23%	0.23%	∞
Probe Positioning with respect to phantom shell	2.90%	R	√3	1.732	1	1	1.67%	1.67%	∞
Post-processing	1.00%	R	√3	1.732	1	1	0.58%	0.58%	∞
Max SAR Eval	1.00%	R	√3	1.732	1	1	0.58%	0.58%	∞
Test Sample related									
Test sample positioning	2.90%	N	1	1	1	1	2.90%	2.90%	M-1
Device Holder Uncertainty	3.60%	N	1	1	1	1	3.60%	3.60%	M-1
Drift of output power	5.00%	R	√3	1.732	1	1	2.89%	2.89%	∞
Phantom and Setup									
Phantom Uncertainty	4.00%	R	√3	1.732	1	1	2.31%	2.31%	∞
Liquid permittivity (mea.)	1.05%	N	1	1	0.64	0.43	0.67%	0.45%	M
Liquid Conductivity (mea.)	1.15%	N	1	1	0.6	0.49	0.69%	0.56%	M
Combined standard uncertainty		RSS					11.76%	11.73%	
Expant uncertainty (95% confidence interval), K=2							23.51%	23.46%	

Unless otherwise stated the results shown in this test report refer only to the sample(s) tested and such sample(s) are retained for 90 days only.
除非另有說明，此報告結果僅對測試之樣品負責，同時此樣品僅保留90天。本報告未經本公司書面許可，不可部份複製。
This document is issued by the Company subject to its General Conditions of Service printed overleaf, available on request or accessible at http://www.sgs.com.tw/Terms-and-Conditions and for electronic format documents, subject to Terms and Conditions for Electronic Documents at http://www.sgs.com.tw/Terms-and-Conditions. Attention is drawn to the limitation of liability, indemnification and jurisdiction issues defined therein. Any holder of this document is advised that information contained hereon reflects the Company's findings at the time of its intervention only and within the limits of Client's instructions, if any. The Company's sole responsibility is to its Client and this document does not exonerate parties to a transaction from exercising all their rights and obligations under the transaction documents. This document cannot be reproduced except in full, without prior written approval of the Company. Any unauthorized alteration, forgery or falsification of the content or appearance of this document is unlawful and offenders may be prosecuted to the fullest extent of the law.

Measurement Uncertainty evaluation template for DUT SAR test (0.3-3G)

A	c	D	e		f	g	h=c * f / e	i=c * g / e	k
Source of Uncertainty	Tolerance/ Uncertainty	Probability Distributio	Div	Div Value	ci (1g)	ci (10g)	Standard uncertainty	Standard uncertainty	vi, or Veff
Measurement system									
Probe calibration	6.00%	N	1	1	1	1	6.00%	6.00%	∞
Isotropy , Axial	3.50%	R	√3	1.732	1	1	2.02%	2.02%	∞
Isotropy, Hemispherical	9.60%	R	√3	1.732	1	1	5.54%	5.54%	∞
Modulation Response	2.40%	R	√3	1.732	1	1	1.40%	1.40%	∞
Boundary Effect	1.00%	R	√3	1.732	1	1	0.58%	0.58%	∞
Linearity	4.70%	R	√3	1.732	1	1	2.71%	2.71%	∞
Detection Limits	1.00%	R	√3	1.732	1	1	0.58%	0.58%	∞
Readout Electronics	0.30%	N	1	1	1	1	0.30%	0.30%	∞
Response time	0.80%	R	√3	1.732	1	1	0.46%	0.46%	∞
Integration Time	2.60%	R	√3	1.732	1	1	1.50%	1.50%	∞
Measurement drift (class A evaluation)	1.75%	R	√3	1.732	1	1	1.01%	1.01%	∞
RF ambient condition - noise	3.00%	R	√3	1.732	1	1	1.73%	1.73%	∞
RF ambient conditions - reflections	3.00%	R	√3	1.732	1	1	1.73%	1.73%	∞
Probe positioner Mechanical restrictions	0.40%	R	√3	1.732	1	1	0.23%	0.23%	∞
Probe Positioning with respect to phantom shell	2.90%	R	√3	1.732	1	1	1.67%	1.67%	∞
Post-processing	1.00%	R	√3	1.732	1	1	0.58%	0.58%	∞
Max SAR Eval	1.00%	R	√3	1.732	1	1	0.58%	0.58%	∞
Test Sample related									
Test sample positioning	2.90%	N	1	1	1	1	2.90%	2.90%	M-1
Device Holder Uncertainty	3.60%	N	1	1	1	1	3.60%	3.60%	M-1
Drift of output power	5.00%	R	√3	1.732	1	1	2.89%	2.89%	∞
Phantom and Setup									
Phantom Uncertainty	4.00%	R	√3	1.732	1	1	2.31%	2.31%	∞
Liquid permittivity (mea.)	0.55%	N	1	1	0.64	0.43	0.35%	0.24%	M
Liquid Conductivity (mea.)	0.98%	N	1	1	0.6	0.49	0.59%	0.48%	M
Combined standard uncertainty		RSS					11.44%	11.42%	
Expant uncertainty (95% confidence interval), K=2							22.88%	22.84%	

Unless otherwise stated the results shown in this test report refer only to the sample(s) tested and such sample(s) are retained for 90 days only.
除非另有說明，此報告結果僅對測試之樣品負責，同時此樣品僅保留90天。本報告未經本公司書面許可，不可部份複製。
This document is issued by the Company subject to its General Conditions of Service printed overleaf, available on request or accessible at http://www.sgs.com.tw/Terms-and-Conditions and for electronic format documents, subject to Terms and Conditions for Electronic Documents at http://www.sgs.com.tw/Terms-and-Conditions. Attention is drawn to the limitation of liability, indemnification and jurisdiction issues defined therein. Any holder of this document is advised that information contained hereon reflects the Company's findings at the time of its intervention only and within the limits of Client's instructions, if any. The Company's sole responsibility is to its Client and this document does not exonerate parties to a transaction from exercising all their rights and obligations under the transaction documents. This document cannot be reproduced except in full, without prior written approval of the Company. Any unauthorized alteration, forgery or falsification of the content or appearance of this document is unlawful and offenders may be prosecuted to the fullest extent of the law.

Appendixes

Refer to separated files for the following appendixes.

ES202140001 SAR_Appendix A Photographs

ES202140001 SAR_Appendix B DAE & Probe Cal. Certificate

ES202140001 SAR_Appendix C Phantom Description & Dipole Cal. Certificate

- End of report -

Unless otherwise stated the results shown in this test report refer only to the sample(s) tested and such sample(s) are retained for 90 days only.
除非另有說明，此報告結果僅對測試之樣品負責，同時此樣品僅保留90天。本報告未經本公司書面許可，不可部份複製。
This document is issued by the Company subject to its General Conditions of Service printed overleaf, available on request or accessible at http://www.sgs.com.tw/Terms-and-Conditions and for electronic format documents, subject to Terms and Conditions for Electronic Documents at http://www.sgs.com.tw/Terms-and-Conditions. Attention is drawn to the limitation of liability, indemnification and jurisdiction issues defined therein. Any holder of this document is advised that information contained hereon reflects the Company's findings at the time of its intervention only and within the limits of Client's instructions, if any. The Company's sole responsibility is to its Client and this document does not exonerate parties to a transaction from exercising all their rights and obligations under the transaction documents. This document cannot be reproduced except in full, without prior written approval of the Company. Any unauthorized alteration, forgery or falsification of the content or appearance of this document is unlawful and offenders may be prosecuted to the fullest extent of the law.