# SAR TEST REPORT

The following samples were submitted and identified on behalf of the client as:

| | |
|---|---|
| **Equipment Under Test** | Tablets |
| **Marketing Name** | HP Omni10 |
| **Brand Name** | hp |
| **Host Model No.** | HSTNH-Q12C |
| **Module Model No.** | HSTNH-Q12C-W |
| **Company Name** | Hewlett-Packard Company |
| **Company Address** | 950 W. Maude Ave, Sunnyvale, CA 94085 USA |
| **Standards** | FCC OET 65 supplement C,IEEE /ANSI C95.1 , C95.3, IEEE 1528, RSS 102 |
| **FCC ID** | B94HHQ12C |
| **IC ID** | 3905A-HHQ12C |
| **Date of Receipt** | Jul. 16, 2013 |
| **Date of Test(s)** | Aug. 01, 2013 ~ Aug. 10, 2013 |
| **Date of Issue** | Aug. 13, 2013 |

In the configuration tested, the EUT complied with the standards specified above.

**Remarks:**

This report details the results of the testing carried out on one sample, the results contained in this test report do not relate to other samples of the same product. The manufacturer should ensure that all products in series production are in conformity with the product sample detailed in this report.

This report may only be reproduced and distributed in full. If the product in this report is used in any configuration other than that detailed in the report, the manufacturer must ensure the new system complies with all relevant standards. Any mention of SGS Taiwan Electronic & Communication Laboratory or testing done by SGS Taiwan Electronic & Communication Laboratory in connection with distribution or use of the product described in this report must be approved by SGS Taiwan Electronic & Communication Laboratory in writing.

**Signed on behalf of SGS**

| **Engineer** | **Supervisor** |
|---|---|
| afu Chen | Ricky Huang |
| **Afu Chen** | **Ricky Huang** |
| **Date: Aug. 13, 2013** | **Date: Aug. 13, 2013** |

Unless otherwise stated the results shown in this test report refer only to the sample(s) tested and such sample(s) are retained for 90 days only.
除非另有說明，此報告結果僅對測試之樣品負責，同時此樣品僅保留90天。本報告未經本公司書面許可，不可部份複製。

This document is issued by the Company subject to its General Conditions of Service printed overleaf, available on request or accessible at www.sgs.com/terms_and_conditions.htm and, for electronic format documents, subject to Terms and Conditions for Electronic Documents at www.sgs.com/terms_e-document.htm. Attention is drawn to the limitation of liability, indemnification and jurisdiction issues defined therein. Any holder of this document is advised that information contained hereon reflects the Company's findings at the time of its intervention only and within the limits of Client's instructions, if any. The Company's sole responsibility is to its Client and this document does not exonerate parties to a transaction from exercising all their rights and obligations under the transaction documents. This document cannot be reproduced except in full, without prior written approval of the Company. Any unauthorized alteration, forgery or falsification of the content or appearance of this document is unlawful and offenders may be prosecuted to the fullest extent of the law.

# Version

| Report Number | Revision | Date | Memo |
|---|---|---|---|
| ES/2013/70012 | 00 | 2013/08/13 | Initial creation of test report. |
| | | | |
| | | | |
| | | | |
| | | | |
| | | | |
| | | | |
| | | | |
| | | | |
| | | | |
| | | | |

**This test report contains a reference to the previous version test report that it replaces.**

Unless otherwise stated the results shown in this test report refer only to the sample(s) tested and such sample(s) are retained for 90 days only.
除非另有說明，此報告結果僅對測試之樣品負責，同時此樣品僅保留90天。本報告未經本公司書面許可，不可部份複製。

This document is issued by the Company subject to its General Conditions of Service printed overleaf, available on request or accessible at www.sgs.com/terms_and_conditions.htm and, for electronic format documents, subject to Terms and Conditions for Electronic Documents at www.sgs.com/terms_e-document.htm. Attention is drawn to the limitation of liability, indemnification and jurisdiction issues defined therein. Any holder of this document is advised that information contained hereon reflects the Company's findings at the time of its intervention only and within the limits of Client's instructions, if any. The Company's sole responsibility is to its Client and this document does not exonerate parties to a transaction from exercising all their rights and obligations under the transaction documents. This document cannot be reproduced except in full, without prior written approval of the Company. Any unauthorized alteration, forgery or falsification of the content or appearance of this document is unlawful and offenders may be prosecuted to the fullest extent of the law.

# Contents

1. General Information ..... 4
1.1 Testing Laboratory ..... 4
1.2 Details of Applicant ..... 4
1.3 Description of EUT ..... 5
1.4 Test Environment ..... 24
1.5 Operation Description ..... 25
1.6 The SAR Measurement System ..... 29
1.7 System Components ..... 31
1.8 SAR System Verification ..... 33
1.9 Tissue Simulant Fluid for the Frequency Band ..... 35
1.10 Evaluation Procedures ..... 37
1.11 Probe Calibration Procedures ..... 39
1.12 Test Standards and Limits ..... 41
2. Summary of Results ..... 43
3. Instruments List ..... 49
4. Measurements ..... 50
5. SAR System Performance Verification ..... 73
6. DAE & Probe Calibration Certificate ..... 81
7. Uncertainty Budget ..... 97
8. Phantom Description ..... 98
9. System Validation from Original Equipment Supplier ..... 99

Unless otherwise stated the results shown in this test report refer only to the sample(s) tested and such sample(s) are retained for 90 days only.
除非另有說明，此報告結果僅對測試之樣品負責，同時此樣品僅保留90天。本報告未經本公司書面許可，不可部份複製。
This document is issued by the Company subject to its General Conditions of Service printed overleaf, available on request or accessible at www.sgs.com/terms_and_conditions.htm and, for electronic format documents, subject to Terms and Conditions for Electronic Documents at www.sgs.com/terms_e-document.htm. Attention is drawn to the limitation of liability, indemnification and jurisdiction issues defined therein. Any holder of this document is advised that information contained hereon reflects the Company's findings at the time of its intervention only and within the limits of Client's instructions, if any. The Company's sole responsibility is to its Client and this document does not exonerate parties to a transaction from exercising all their rights and obligations under the transaction documents. This document cannot be reproduced except in full, without prior written approval of the Company. Any unauthorized alteration, forgery or falsification of the content or appearance of this document is unlawful and offenders may be prosecuted to the fullest extent of the law.

# 1. General Information

## 1.1 Testing Laboratory

| | |
|---|---|
| SGS Taiwan Ltd. Electronics & Communication Laboratory | |
| No.134, Wu Kung Road, New Taipei Industrial Park, Wuku District, New Taipei City, Taiwan | |
| Tel | +886-2-2299-3279 |
| Fax | +886-2-2298-0488 |
| Internet | http://www.tw.sgs.com/ |
| Testing Location | 1F, No.8, Alley 15, Lane 120, Sec .1, NeiHu Road NeiHu District Taipei City 114, Taiwan |

## 1.2 Details of Applicant

| | |
|---|---|
| Company Name | Hewlett-Packard Company |
| Company Address | 950 W. Maude Ave, Sunnyvale, CA 94085 USA |

Unless otherwise stated the results shown in this test report refer only to the sample(s) tested and such sample(s) are retained for 90 days only.
除非另有說明，此報告結果僅對測試之樣品負責，同時此樣品僅保留90天。本報告未經本公司書面許可，不可部份複製。
This document is issued by the Company subject to its General Conditions of Service printed overleaf, available on request or accessible at www.sgs.com/terms_and_conditions.htm and, for electronic format documents, subject to Terms and Conditions for Electronic Documents at www.sgs.com/terms_e-document.htm. Attention is drawn to the limitation of liability, indemnification and jurisdiction issues defined therein. Any holder of this document is advised that information contained hereon reflects the Company's findings at the time of its intervention only and within the limits of Client's instructions, if any. The Company's sole responsibility is to its Client and this document does not exonerate parties to a transaction from exercising all their rights and obligations under the transaction documents. This document cannot be reproduced except in full, without prior written approval of the Company. Any unauthorized alteration, forgery or falsification of the content or appearance of this document is unlawful and offenders may be prosecuted to the fullest extent of the law.

## 1.3 Description of EUT

| | | | | |
|---|---|---|---|---|
| Equipment Under Test | Tablets | | | |
| Marketing Name | HP Omni10 | | | |
| Brand Name | hp | | | |
| Host Model No. | HSTNH-Q12C | | | |
| Module Model No. | HSTNH-Q12C-W | | | |
| FCC ID | B94HHQ12C | | | |
| IC ID | 3905A-HHQ12C | | | |
| Mode of Operation | ☒WLAN802.11 a/b/g/n(20M/40M) band | | | |
| Duty Cycle | WLAN802.11 a/b/g/n(20M/40M) | 1 | | |
| TX Frequency Range (MHz) | WLAN802.11 b/g/n(20M) | 2412 | — | 2462 |
| | WLAN802.11 a/n(20M) 5.2G | 5180 | — | 5240 |
| | WLAN802.11 n(40M) 5.2G | 5190 | — | 5230 |
| | WLAN802.11 a/n(20M) 5.3G | 5260 | — | 5320 |
| | WLAN802.11 n(40M) 5.3G | 5270 | — | 5310 |
| | WLAN802.11 a/n(20M) 5.6G | 5500 | — | 5700 |
| | WLAN802.11 n(40M) 5.6G | 5510 | — | 5670 |
| | WLAN802.11 a/n(20M) 5.8G | 5745 | — | 5825 |
| | WLAN802.11 n(40M) 5.8G | 5755 | — | 5795 |

Unless otherwise stated the results shown in this test report refer only to the sample(s) tested and such sample(s) are retained for 90 days only.
除非另有說明，此報告結果僅對測試之樣品負責，同時此樣品僅保留90天。本報告未經本公司書面許可，不可部份複製。
This document is issued by the Company subject to its General Conditions of Service printed overleaf, available on request or accessible at www.sgs.com/terms_and_conditions.htm and, for electronic format documents, subject to Terms and Conditions for Electronic Documents at www.sgs.com/terms_e-document.htm. Attention is drawn to the limitation of liability, indemnification and jurisdiction issues defined therein. Any holder of this document is advised that information contained hereon reflects the Company's findings at the time of its intervention only and within the limits of Client's instructions, if any. The Company's sole responsibility is to its Client and this document does not exonerate parties to a transaction from exercising all their rights and obligations under the transaction documents. This document cannot be reproduced except in full, without prior written approval of the Company. Any unauthorized alteration, forgery or falsification of the content or appearance of this document is unlawful and offenders may be prosecuted to the fullest extent of the law.

| | | | | |
|---|---|---|---|---|
| Channel Number (ARFCN) | WLAN802.11 b/g/n(20M) | 1 | — | 11 |
| | WLAN802.11 a/n(20M) 5.2G | 36 | — | 48 |
| | WLAN802.11 n(40M) 5.2G | 38 | — | 46 |
| | WLAN802.11 a/n(20M) 5.3G | 52 | — | 64 |
| | WLAN802.11 n(40M) 5.3G | 52 | — | 64 |
| | WLAN802.11 a/n(20M) 5.6G | 100 | — | 140 |
| | WLAN802.11 n(40M) 5.6G | 102 | — | 134 |
| | WLAN802.11 a/n(20M) 5.8G | 149 | — | 165 |
| | WLAN802.11 n(40M) 5.8G | 151 | — | 159 |

Unless otherwise stated the results shown in this test report refer only to the sample(s) tested and such sample(s) are retained for 90 days only.
除非另有說明，此報告結果僅對測試之樣品負責，同時此樣品僅保留90天。本報告未經本公司書面許可，不可部份複製。
This document is issued by the Company subject to its General Conditions of Service printed overleaf, available on request or accessible at www.sgs.com/terms_and_conditions.htm and, for electronic format documents, subject to Terms and Conditions for Electronic Documents at www.sgs.com/terms_e-document.htm. Attention is drawn to the limitation of liability, indemnification and jurisdiction issues defined therein. Any holder of this document is advised that information contained hereon reflects the Company's findings at the time of its intervention only and within the limits of Client's instructions, if any. The Company's sole responsibility is to its Client and this document does not exonerate parties to a transaction from exercising all their rights and obligations under the transaction documents. This document cannot be reproduced except in full, without prior written approval of the Company. Any unauthorized alteration, forgery or falsification of the content or appearance of this document is unlawful and offenders may be prosecuted to the fullest extent of the law.

| Max. SAR (1 g) (Unit: W/Kg) | | | | | |
|---|---|---|---|---|---|
| Antenna | Band | Measured | Reported | Channel | Position |
| Main | WLAN802.11b | 1.2 | 1.26 | 11 | Lap-held |
| | WLAN802.11a 5.2G | 0.977 | 1.01 | 36 | Lap-held |
| | WLAN802.11n(40M) 5.2G | 0.89 | 0.94 | 38 | Lap-held |
| | WLAN802.11a 5.3G | 0.961 | 0.96 | 52 | Lap-held |
| | WLAN802.11a 5.6G | 1.24 | 1.24 | 112 | Lap-held |
| | WLAN802.11n(20M) 5.6G | 1.17 | 1.19 | 140 | Lap-held |
| | WLAN802.11n(40M) 5.6G | 1.19 | 1.23 | 102 | Lap-held |
| | WLAN802.11a 5.8G | 1.18 | 1.20 | 157 | Lap-held |
| Aux | WLAN802.11b | 1.2 | 1.25 | 1 | Lap-held |
| | WLAN802.11a 5.2G | 1.28 | 1.30 | 48 | Right Edge |
| | WLAN802.11n(40M) 5.2G | 0.904 | 0.96 | 46 | Right Edge |
| | WLAN802.11a 5.3G | 1.44 | 1.46 | 60 | Right Edge |
| | WLAN802.11a 5.6G | 1.39 | 1.43 | 116 | Lap-held |
| | WLAN802.11a 5.8G | 1.21 | 1.23 | 149 | Lap-held |
| MIMO | WLAN802.11g | 0.781 | 0.82 | 6 | Lap-held |
| | WLAN802.11a 5.2G | 0.912 | 0.93 | 48 | Lap-held |
| | WLAN802.11n(20M) 5.2G | 0.901 | 0.90 | 40 | Lap-held |
| | WLAN802.11n(40M) 5.2G | 1.06 | 1.09 | 46 | Lap-held |
| | WLAN802.11a 5.3G | 1.17 | 1.23 | 64 | Right Edge |
| | WLAN802.11a 5.6G | 1.45 | 1.52 | 116 | Lap-held |
| | WLAN802.11a 5.8G | 1.29 | 1.40 | 165 | Lap-held |
| | WLAN802.11n(20M) 5.8G | 1.31 | 1.31 | 157 | Lap-held |

Unless otherwise stated the results shown in this test report refer only to the sample(s) tested and such sample(s) are retained for 90 days only.
除非另有說明，此報告結果僅對測試之樣品負責，同時此樣品僅保留90天。本報告未經本公司書面許可，不可部份複製。
This document is issued by the Company subject to its General Conditions of Service printed overleaf, available on request or accessible at www.sgs.com/terms_and_conditions.htm and, for electronic format documents, subject to Terms and Conditions for Electronic Documents at www.sgs.com/terms_e-document.htm. Attention is drawn to the limitation of liability, indemnification and jurisdiction issues defined therein. Any holder of this document is advised that information contained hereon reflects the Company's findings at the time of its intervention only and within the limits of Client's instructions, if any. The Company's sole responsibility is to its Client and this document does not exonerate parties to a transaction from exercising all their rights and obligations under the transaction documents. This document cannot be reproduced except in full, without prior written approval of the Company. Any unauthorized alteration, forgery or falsification of the content or appearance of this document is unlawful and offenders may be prosecuted to the fullest extent of the law.

## #. WLAN802.11 a/b/g/n(20M/40M) conducted power table:

| Antenna / Band | SISO | | MIMO |
|---|---|---|---|
| | Chain 0 | Chain 1 | Chain0+1 |
| WLAN802.11b | V | V | — |
| WLAN802.11g | V | V | V |
| WLAN802.11n(20M) | V | V | V |
| WLAN802.11n(40M) | — | — | — |
| WLAN802.11a | V | V | V |
| WLAN802.11n(20M) 5G | V | V | V |
| WLAN802.11n(40M) 5G | V | V | V |

## Main Antenna (CH0)

| 802.11 b | | Max. Rated Avg. Power + Max. Tolerance (dBm) | Average Power Output (dBm) | | | |
|---|---|---|---|---|---|---|
| | | | Data Rate (Mbps) | | | |
| CH | Frequency (MHz) | | 1 | 2 | 5.5 | 11 |
| 1 | 2412 | 16.00 | 15.95 | 15.46 | 14.93 | 14.44 |
| 6 | 2437 | 16.10 | 15.94 | 15.38 | 14.91 | 14.47 |
| 11 | 2462 | 16.20 | 15.98 | 15.64 | 15.02 | 14.61 |

| 802.11 g | | Max. Rated Avg. Power + Max. Tolerance (dBm) | Average Power Output(dBm) | | | | | | | |
|---|---|---|---|---|---|---|---|---|---|---|
| | | | Data Rate (Mbps) | | | | | | | |
| CH | Frequency (MHz) | | 6 | 9 | 12 | 18 | 24 | 36 | 48 | 54 |
| 1 | 2412 | 12.50 | 12.33 | 11.79 | 11.69 | 11.61 | 11.52 | 11.43 | 11.34 | 11.29 |
| 6 | 2437 | 14.00 | 13.87 | 13.33 | 13.19 | 13.1 | 12.99 | 12.87 | 12.71 | 12.65 |
| 11 | 2462 | 14.10 | 14.01 | 13.73 | 13.62 | 13.46 | 13.35 | 13.29 | 13.21 | 13.06 |

Unless otherwise stated the results shown in this test report refer only to the sample(s) tested and such sample(s) are retained for 90 days only.
除非另有說明，此報告結果僅對測試之樣品負責，同時此樣品僅保留90天。本報告未經本公司書面許可，不可部份複製。
This document is issued by the Company subject to its General Conditions of Service printed overleaf, available on request or accessible at www.sgs.com/terms_and_conditions.htm and, for electronic format documents, subject to Terms and Conditions for Electronic Documents at www.sgs.com/terms_e-document.htm. Attention is drawn to the limitation of liability, indemnification and jurisdiction issues defined therein. Any holder of this document is advised that information contained hereon reflects the Company's findings at the time of its intervention only and within the limits of Client's instructions, if any. The Company's sole responsibility is to its Client and this document does not exonerate parties to a transaction from exercising all their rights and obligations under the transaction documents. This document cannot be reproduced except in full, without prior written approval of the Company. Any unauthorized alteration, forgery or falsification of the content or appearance of this document is unlawful and offenders may be prosecuted to the fullest extent of the law.

**Main Antenna (CH0)**

| 802.11 n (20M) | | Max. Rated Avg. Power + Max. Tolerance (dBm) | Average Power Output(dBm) | | | | | | | |
|---|---|---|---|---|---|---|---|---|---|---|
| CH | Frequency (MHz) | | Data Rate (Mbps) | | | | | | | |
| | | | 6.5 | 13 | 19.5 | 26 | 39 | 52 | 58.5 | 65 |
| 1 | 2412 | 12.80 | 12.78 | 12.42 | 12.37 | 12.25 | 12.09 | 11.98 | 11.85 | 11.78 |
| 6 | 2437 | 13.90 | 13.88 | 13.26 | 13.16 | 13.06 | 12.89 | 12.81 | 12.7 | 12.66 |
| 11 | 2462 | 13.60 | 13.59 | 13.25 | 13.14 | 13.07 | 12.82 | 12.75 | 12.68 | 12.53 |

Unless otherwise stated the results shown in this test report refer only to the sample(s) tested and such sample(s) are retained for 90 days only.
除非另有說明，此報告結果僅對測試之樣品負責，同時此樣品僅保留90天。本報告未經本公司書面許可，不可部份複製。
This document is issued by the Company subject to its General Conditions of Service printed overleaf, available on request or accessible at www.sgs.com/terms_and_conditions.htm and, for electronic format documents, subject to Terms and Conditions for Electronic Documents at www.sgs.com/terms_e-document.htm. Attention is drawn to the limitation of liability, indemnification and jurisdiction issues defined therein. Any holder of this document is advised that information contained hereon reflects the Company's findings at the time of its intervention only and within the limits of Client's instructions, if any. The Company's sole responsibility is to its Client and this document does not exonerate parties to a transaction from exercising all their rights and obligations under the transaction documents. This document cannot be reproduced except in full, without prior written approval of the Company. Any unauthorized alteration, forgery or falsification of the content or appearance of this document is unlawful and offenders may be prosecuted to the fullest extent of the law.

**Main Antenna (CH0)**

| 802.11 a 5.2/5.3/5.6/5.8G | | Max. Rated Avg. Power + Max. Tolerance (dBm) | Average Power Output(dBm) | | | | | | | |
|---|---|---|---|---|---|---|---|---|---|---|
| | | | Data Rate (Mbps) | | | | | | | |
| CH | Frequency (MHz) | | 6 | 9 | 12 | 18 | 24 | 36 | 48 | 54 |
| 36 | 5180 | 12.08 | 11.95 | 11.77 | 11.67 | 11.53 | 11.46 | 11.32 | 11.24 | 11.18 |
| 40 | 5200 | 11.55 | 11.51 | 11.29 | 11.12 | 10.95 | 10.79 | 10.63 | 10.57 | 10.48 |
| 44 | 5220 | 11.94 | 11.92 | 11.65 | 11.59 | 11.52 | 11.48 | 11.35 | 11.19 | 11.05 |
| 48 | 5240 | 12.42 | 12.35 | 12.26 | 12.06 | 11.85 | 11.55 | 11.39 | 11.2 | 11.18 |
| 52 | 5260 | 12.99 | 12.98 | 12.76 | 12.62 | 12.49 | 12.35 | 12.23 | 12.14 | 12.09 |
| 56 | 5280 | 12.59 | 12.37 | 12.26 | 12.15 | 12.06 | 11.97 | 11.88 | 11.62 | 11.54 |
| 60 | 5300 | 12.06 | 11.80 | 11.66 | 11.59 | 11.56 | 11.45 | 11.36 | 11.3 | 11.19 |
| 64 | 5320 | 12.31 | 12.30 | 12.23 | 12.17 | 12.13 | 12.07 | 11.87 | 11.75 | 11.69 |
| 100 | 5500 | 12.42 | 12.27 | 12.11 | 12.03 | 11.99 | 11.94 | 11.79 | 11.72 | 11.62 |
| 104 | 5520 | 12.30 | 12.30 | 12.16 | 12.13 | 12.05 | 11.99 | 11.88 | 11.76 | 11.64 |
| 108 | 5540 | 12.12 | 12.11 | 12.07 | 12.03 | 11.92 | 11.89 | 11.81 | 11.74 | 11.68 |
| 112 | 5560 | 12.06 | 12.05 | 11.98 | 11.93 | 11.9 | 11.86 | 11.74 | 11.69 | 11.56 |
| 116 | 5580 | 12.17 | 12.03 | 11.96 | 11.9 | 11.85 | 11.79 | 11.7 | 11.65 | 11.57 |
| 120 | 5600 | N/A | N/A | N/A | N/A | N/A | N/A | N/A | N/A | N/A |
| 124 | 5620 | N/A | N/A | N/A | N/A | N/A | N/A | N/A | N/A | N/A |
| 128 | 5640 | N/A | N/A | N/A | N/A | N/A | N/A | N/A | N/A | N/A |
| 132 | 5660 | 11.65 | 11.22 | 10.84 | 10.76 | 10.61 | 10.52 | 10.49 | 10.38 | 10.33 |
| 136 | 5680 | 11.32 | 11.05 | 10.67 | 10.51 | 10.43 | 10.34 | 10.22 | 10.15 | 10.01 |
| 140 | 5700 | 11.79 | 11.64 | 11.19 | 11.11 | 10.92 | 10.84 | 10.77 | 10.65 | 10.61 |
| 149 | 5745 | 12.20 | 12.08 | 11.67 | 11.6 | 11.49 | 11.37 | 11.2 | 11.12 | 10.94 |
| 153 | 5765 | 12.03 | 11.89 | 11.38 | 11.33 | 11.25 | 11.17 | 11.02 | 10.94 | 10.86 |
| 157 | 5785 | 12.10 | 12.04 | 11.68 | 11.58 | 11.32 | 11.25 | 11.16 | 11.08 | 10.98 |
| 161 | 5805 | 12.08 | 11.78 | 11.45 | 11.28 | 11.13 | 11.05 | 11.04 | 10.83 | 10.77 |
| 165 | 5825 | 12.30 | 12.14 | 11.74 | 11.67 | 11.58 | 11.53 | 11.37 | 11.24 | 11.15 |

Unless otherwise stated the results shown in this test report refer only to the sample(s) tested and such sample(s) are retained for 90 days only.
除非另有說明，此報告結果僅對測試之樣品負責，同時此樣品僅保留90天。本報告未經本公司書面許可，不可部份複製。
This document is issued by the Company subject to its General Conditions of Service printed overleaf, available on request or accessible at www.sgs.com/terms_and_conditions.htm and, for electronic format documents, subject to Terms and Conditions for Electronic Documents at www.sgs.com/terms_e-document.htm. Attention is drawn to the limitation of liability, indemnification and jurisdiction issues defined therein. Any holder of this document is advised that information contained hereon reflects the Company's findings at the time of its intervention only and within the limits of Client's instructions, if any. The Company's sole responsibility is to its Client and this document does not exonerate parties to a transaction from exercising all their rights and obligations under the transaction documents. This document cannot be reproduced except in full, without prior written approval of the Company. Any unauthorized alteration, forgery or falsification of the content or appearance of this document is unlawful and offenders may be prosecuted to the fullest extent of the law.

**Main Antenna (CH0)**

| 802.11 n(20M) 5.2/5.3/5.6/5.8G | | Max. Rated Avg. Power + Max. Tolerance (dBm) | Average Power Output(dBm) | | | | | | | |
|---|---|---|---|---|---|---|---|---|---|---|
| CH | Frequency (MHz) | | Data Rate (Mbps) | | | | | | | |
| | | | 6.5 | 13 | 19.5 | 26 | 39 | 52 | 58.5 | 65 |
| 36 | 5180 | 12.01 | 11.82 | 11.51 | 11.12 | 10.87 | 10.46 | 10.20 | 10.17 | 10.13 |
| 40 | 5200 | 12.03 | 11.86 | 11.30 | 11.17 | 11.03 | 10.91 | 10.85 | 10.63 | 10.52 |
| 44 | 5220 | 12.11 | 12.07 | 12.00 | 11.86 | 11.71 | 11.68 | 11.54 | 11.44 | 11.37 |
| 48 | 5240 | 12.16 | 12.03 | 11.65 | 11.54 | 11.42 | 11.26 | 11.20 | 11.16 | 11.08 |
| 52 | 5260 | 12.07 | 12.03 | 11.58 | 11.44 | 11.29 | 11.21 | 11.16 | 11.10 | 11.03 |
| 56 | 5280 | 12.05 | 11.85 | 11.52 | 11.41 | 11.36 | 11.06 | 10.99 | 10.90 | 10.81 |
| 60 | 5300 | 12.01 | 11.92 | 11.27 | 11.03 | 10.94 | 10.81 | 10.75 | 10.68 | 10.62 |
| 64 | 5320 | 12.14 | 12.12 | 11.85 | 11.73 | 11.58 | 11.45 | 11.32 | 11.29 | 11.22 |
| 100 | 5500 | 12.37 | 12.19 | 11.50 | 11.41 | 11.32 | 11.03 | 10.89 | 10.81 | 10.77 |
| 104 | 5520 | 12.21 | 11.93 | 11.42 | 11.26 | 11.13 | 11.07 | 11.01 | 10.93 | 10.83 |
| 108 | 5540 | 11.91 | 11.82 | 11.25 | 11.19 | 11.08 | 11.01 | 10.99 | 10.96 | 10.95 |
| 112 | 5560 | 11.67 | 11.67 | 11.56 | 11.41 | 11.29 | 11.21 | 11.17 | 11.06 | 10.94 |
| 116 | 5580 | 12.54 | 12.37 | 11.80 | 11.68 | 11.59 | 11.47 | 11.41 | 11.35 | 11.27 |
| 120 | 5600 | N/A | N/A | N/A | N/A | N/A | N/A | N/A | N/A | N/A |
| 124 | 5620 | N/A | N/A | N/A | N/A | N/A | N/A | N/A | N/A | N/A |
| 128 | 5640 | N/A | N/A | N/A | N/A | N/A | N/A | N/A | N/A | N/A |
| 132 | 5660 | 11.65 | 11.63 | 11.12 | 11.02 | 10.86 | 10.79 | 10.67 | 10.55 | 10.43 |
| 136 | 5680 | 11.46 | 11.32 | 10.94 | 10.83 | 10.71 | 10.69 | 10.56 | 10.49 | 10.37 |
| 140 | 5700 | 12.04 | 11.96 | 11.37 | 11.22 | 11.14 | 11.07 | 11.00 | 10.93 | 10.89 |
| 149 | 5745 | 12.20 | 12.17 | 11.88 | 11.72 | 11.62 | 11.58 | 11.45 | 11.41 | 11.32 |
| 153 | 5765 | 11.95 | 11.94 | 11.37 | 11.24 | 11.16 | 11.06 | 11.01 | 10.93 | 10.83 |
| 157 | 5785 | 12.10 | 12.04 | 11.55 | 11.45 | 11.26 | 11.03 | 10.99 | 10.94 | 10.89 |
| 161 | 5805 | 12.30 | 12.30 | 11.92 | 11.85 | 11.77 | 11.65 | 11.59 | 11.47 | 11.45 |
| 165 | 5825 | 12.02 | 11.86 | 11.42 | 11.30 | 11.19 | 11.02 | 10.96 | 10.90 | 10.83 |

Unless otherwise stated the results shown in this test report refer only to the sample(s) tested and such sample(s) are retained for 90 days only.
除非另有說明，此報告結果僅對測試之樣品負責，同時此樣品僅保留90天。本報告未經本公司書面許可，不可部份複製。
This document is issued by the Company subject to its General Conditions of Service printed overleaf, available on request or accessible at www.sgs.com/terms_and_conditions.htm and, for electronic format documents, subject to Terms and Conditions for Electronic Documents at www.sgs.com/terms_e-document.htm. Attention is drawn to the limitation of liability, indemnification and jurisdiction issues defined therein. Any holder of this document is advised that information contained hereon reflects the Company's findings at the time of its intervention only and within the limits of Client's instructions, if any. The Company's sole responsibility is to its Client and this document does not exonerate parties to a transaction from exercising all their rights and obligations under the transaction documents. This document cannot be reproduced except in full, without prior written approval of the Company. Any unauthorized alteration, forgery or falsification of the content or appearance of this document is unlawful and offenders may be prosecuted to the fullest extent of the law.

**Main Antenna (CH0)**

| 802.11 n(40M) 5.2/5.3/5.6/5.8G | | Max. Rated Avg. Power + Max. Tolerance (dBm) | Average Power Output (dBm) | | | | | | | |
|---|---|---|---|---|---|---|---|---|---|---|
| CH | Frequency (MHz) | | Data Rate (Mbps) | | | | | | | |
| | | | 13.5 | 27 | 40.5 | 54 | 81 | 108 | 121.5 | 135 |
| 38 | 5190 | 12.67 | 12.43 | 12.12 | 12.01 | 11.74 | 11.43 | 11.32 | 11.21 | 11.09 |
| 46 | 5230 | 12.69 | 12.52 | 11.46 | 11.33 | 12.18 | 10.90 | 10.79 | 10.63 | 10.52 |
| 54 | 5270 | 12.07 | 11.93 | 11.82 | 11.73 | 11.41 | 11.23 | 11.11 | 10.82 | 10.75 |
| 62 | 5310 | 12.02 | 11.98 | 11.87 | 11.69 | 11.46 | 11.33 | 11.21 | 11.10 | 10.94 |
| 102 | 5510 | 12.41 | 12.26 | 12.01 | 11.96 | 11.69 | 11.61 | 11.52 | 11.32 | 11.18 |
| 110 | 5550 | 12.46 | 12.11 | 12.06 | 11.79 | 11.64 | 11.45 | 11.39 | 11.24 | 11.10 |
| 118 | 5590 | N/A | N/A | N/A | N/A | N/A | N/A | N/A | N/A | N/A |
| 126 | 5630 | N/A | N/A | N/A | N/A | N/A | N/A | N/A | N/A | N/A |
| 134 | 5670 | 12.01 | 11.81 | 11.56 | 11.31 | 11.03 | 10.88 | 10.81 | 10.75 | 10.64 |
| 151 | 5755 | 12.30 | 12.23 | 12.04 | 11.89 | 11.74 | 11.57 | 11.46 | 11.32 | 11.18 |
| 159 | 5795 | 12.20 | 12.09 | 11.95 | 11.88 | 11.65 | 11.52 | 11.42 | 11.23 | 11.10 |

**#.** Per FCC KDB443999, transmission on channels which overlap the 5600-5650 MHz is prohibited as a client.

Unless otherwise stated the results shown in this test report refer only to the sample(s) tested and such sample(s) are retained for 90 days only.
除非另有說明，此報告結果僅對測試之樣品負責，同時此樣品僅保留90天。本報告未經本公司書面許可，不可部份複製。
This document is issued by the Company subject to its General Conditions of Service printed overleaf, available on request or accessible at www.sgs.com/terms_and_conditions.htm and, for electronic format documents, subject to Terms and Conditions for Electronic Documents at www.sgs.com/terms_e-document.htm. Attention is drawn to the limitation of liability, indemnification and jurisdiction issues defined therein. Any holder of this document is advised that information contained hereon reflects the Company's findings at the time of its intervention only and within the limits of Client's instructions, if any. The Company's sole responsibility is to its Client and this document does not exonerate parties to a transaction from exercising all their rights and obligations under the transaction documents. This document cannot be reproduced except in full, without prior written approval of the Company. Any unauthorized alteration, forgery or falsification of the content or appearance of this document is unlawful and offenders may be prosecuted to the fullest extent of the law.

**Aux Antenna (CH1)**

| 802.11 b | | Max. Rated Avg. Power + Max. Tolerance (dBm) | Average Power Output (dBm) | | | |
|---|---|---|---|---|---|---|
| CH | Frequency (MHz) | | Data Rate (Mbps) | | | |
| | | | 1 | 2 | 5.5 | 11 |
| 1 | 2412 | 16.00 | 15.84 | 15.61 | 15.16 | 14.63 |
| 6 | 2437 | 16.10 | 16.05 | 15.9 | 15.53 | 15.06 |
| 11 | 2462 | 16.20 | 16.16 | 15.99 | 15.61 | 15.09 |

| 802.11 g | | Max. Rated Avg. Power + Max. Tolerance (dBm) | Average Power Output(dBm) | | | | | | | |
|---|---|---|---|---|---|---|---|---|---|---|
| CH | Frequency (MHz) | | Data Rate (Mbps) | | | | | | | |
| | | | 6 | 9 | 12 | 18 | 24 | 36 | 48 | 54 |
| 1 | 2412 | 13.10 | 12.97 | 12.95 | 12.91 | 12.84 | 12.68 | 12.59 | 12.49 | 12.41 |
| 6 | 2437 | 14.80 | 14.53 | 14.51 | 14.47 | 14.41 | 14.38 | 14.32 | 14.27 | 14.25 |
| 11 | 2462 | 14.10 | 14.06 | 14.04 | 13.98 | 13.91 | 13.71 | 13.65 | 13.59 | 13.55 |

| 802.11 n (20M) | | Max. Rated Avg. Power + Max. Tolerance (dBm) | Average Power Output(dBm) | | | | | | | |
|---|---|---|---|---|---|---|---|---|---|---|
| CH | Frequency (MHz) | | Data Rate (Mbps) | | | | | | | |
| | | | 6.5 | 13 | 19.5 | 26 | 39 | 52 | 58.5 | 65 |
| 1 | 2412 | 13.00 | 12.75 | 12.71 | 12.64 | 12.58 | 12.45 | 12.31 | 12.25 | 12.19 |
| 6 | 2437 | 14.40 | 14.16 | 14.12 | 14.09 | 14.02 | 13.94 | 13.91 | 13.88 | 13.79 |
| 11 | 2462 | 14.10 | 13.80 | 13.79 | 13.76 | 13.74 | 13.63 | 13.51 | 13.48 | 13.45 |

Unless otherwise stated the results shown in this test report refer only to the sample(s) tested and such sample(s) are retained for 90 days only.
除非另有說明，此報告結果僅對測試之樣品負責，同時此樣品僅保留90天。本報告未經本公司書面許可，不可部份複製。
This document is issued by the Company subject to its General Conditions of Service printed overleaf, available on request or accessible at www.sgs.com/terms_and_conditions.htm and, for electronic format documents, subject to Terms and Conditions for Electronic Documents at www.sgs.com/terms_e-document.htm. Attention is drawn to the limitation of liability, indemnification and jurisdiction issues defined therein. Any holder of this document is advised that information contained hereon reflects the Company's findings at the time of its intervention only and within the limits of Client's instructions, if any. The Company's sole responsibility is to its Client and this document does not exonerate parties to a transaction from exercising all their rights and obligations under the transaction documents. This document cannot be reproduced except in full, without prior written approval of the Company. Any unauthorized alteration, forgery or falsification of the content or appearance of this document is unlawful and offenders may be prosecuted to the fullest extent of the law.

**Aux Antenna (CH1)**

| 802.11 a 5.2/5.3/5.6/5.8G | | Max. Rated Avg. Power + Max. Tolerance (dBm) | Average Power Output(dBm) | | | | | | | |
|---|---|---|---|---|---|---|---|---|---|---|
| | | | Data Rate (Mbps) | | | | | | | |
| CH | Frequency (MHz) | | 6 | 9 | 12 | 18 | 24 | 36 | 48 | 54 |
| 36 | 5180 | 13.16 | 13.07 | 12.89 | 12.77 | 12.71 | 12.67 | 12.62 | 12.59 | 12.44 |
| 40 | 5200 | 12.86 | 12.76 | 12.63 | 12.56 | 12.52 | 12.49 | 12.26 | 12.18 | 12.13 |
| 44 | 5220 | 12.38 | 12.19 | 12.09 | 11.85 | 11.79 | 11.73 | 11.64 | 11.58 | 11.51 |
| 48 | 5240 | 13.02 | 12.95 | 12.86 | 12.76 | 12.62 | 12.55 | 12.41 | 12.35 | 12.19 |
| 52 | 5260 | 13.68 | 13.49 | 13.37 | 13.26 | 13.20 | 13.12 | 13.05 | 12.92 | 12.86 |
| 56 | 5280 | 13.01 | 12.87 | 12.78 | 12.71 | 12.67 | 12.63 | 12.56 | 12.51 | 12.32 |
| 60 | 5300 | 13.11 | 13.04 | 12.98 | 12.85 | 12.79 | 12.74 | 12.63 | 12.59 | 12.51 |
| 64 | 5320 | 13.00 | 12.81 | 12.79 | 12.72 | 12.65 | 12.61 | 12.55 | 12.51 | 12.42 |
| 100 | 5500 | 12.64 | 12.57 | 12.53 | 12.46 | 12.42 | 12.39 | 12.34 | 12.28 | 12.21 |
| 104 | 5520 | 12.41 | 12.35 | 12.31 | 12.28 | 12.24 | 12.21 | 12.16 | 12.02 | 11.96 |
| 108 | 5540 | 12.27 | 12.19 | 12.12 | 12.03 | 12.00 | 11.97 | 11.87 | 11.82 | 11.76 |
| 112 | 5560 | 12.28 | 12.12 | 11.96 | 11.90 | 11.86 | 11.82 | 11.75 | 11.71 | 11.66 |
| 116 | 5580 | 13.12 | 13.01 | 12.96 | 12.89 | 12.85 | 12.81 | 12.79 | 12.68 | 12.63 |
| 120 | 5600 | N/A | N/A | N/A | N/A | N/A | N/A | N/A | N/A | N/A |
| 124 | 5620 | N/A | N/A | N/A | N/A | N/A | N/A | N/A | N/A | N/A |
| 128 | 5640 | N/A | N/A | N/A | N/A | N/A | N/A | N/A | N/A | N/A |
| 132 | 5660 | 12.01 | 11.85 | 11.81 | 11.79 | 11.74 | 11.73 | 11.63 | 11.59 | 11.56 |
| 136 | 5680 | 11.84 | 11.58 | 11.52 | 11.50 | 11.46 | 11.45 | 11.34 | 11.28 | 11.21 |
| 140 | 5700 | 12.82 | 12.81 | 12.78 | 12.74 | 12.69 | 12.66 | 12.52 | 12.42 | 12.35 |
| 149 | 5745 | 12.80 | 12.72 | 12.69 | 12.61 | 12.52 | 12.39 | 12.31 | 12.20 | 12.13 |
| 153 | 5765 | 12.55 | 12.52 | 12.48 | 12.36 | 12.29 | 12.26 | 12.15 | 12.03 | 11.93 |
| 157 | 5785 | 12.70 | 12.51 | 12.49 | 12.41 | 12.36 | 12.28 | 12.15 | 12.08 | 11.90 |
| 161 | 5805 | 12.30 | 12.30 | 12.18 | 12.13 | 12.07 | 12.04 | 11.88 | 11.75 | 11.61 |
| 165 | 5825 | 12.40 | 12.36 | 12.28 | 12.23 | 12.16 | 12.13 | 12.02 | 11.81 | 11.74 |

Unless otherwise stated the results shown in this test report refer only to the sample(s) tested and such sample(s) are retained for 90 days only.
除非另有說明，此報告結果僅對測試之樣品負責，同時此樣品僅保留90天。本報告未經本公司書面許可，不可部份複製。
This document is issued by the Company subject to its General Conditions of Service printed overleaf, available on request or accessible at www.sgs.com/terms_and_conditions.htm and, for electronic format documents, subject to Terms and Conditions for Electronic Documents at www.sgs.com/terms_e-document.htm. Attention is drawn to the limitation of liability, indemnification and jurisdiction issues defined therein. Any holder of this document is advised that information contained hereon reflects the Company's findings at the time of its intervention only and within the limits of Client's instructions, if any. The Company's sole responsibility is to its Client and this document does not exonerate parties to a transaction from exercising all their rights and obligations under the transaction documents. This document cannot be reproduced except in full, without prior written approval of the Company. Any unauthorized alteration, forgery or falsification of the content or appearance of this document is unlawful and offenders may be prosecuted to the fullest extent of the law.

**Aux Antenna (CH1)**

| 802.11 n(20M) 5.2/5.3/5.6/5.8G | | Max. Rated Avg. Power + Max. Tolerance (dBm) | Average Power Output(dBm) | | | | | | | |
|---|---|---|---|---|---|---|---|---|---|---|
| | | | Data Rate (Mbps) | | | | | | | |
| CH | Frequency (MHz) | | 6.5 | 13 | 19.5 | 26 | 39 | 52 | 58.5 | 65 |
| 36 | 5180 | 12.81 | 12.64 | 12.50 | 12.46 | 12.40 | 12.38 | 12.28 | 12.24 | 12.17 |
| 40 | 5200 | 12.89 | 12.79 | 12.45 | 12.37 | 12.26 | 12.18 | 12.11 | 12.07 | 12.02 |
| 44 | 5220 | 12.81 | 12.39 | 12.24 | 12.14 | 12.03 | 11.90 | 11.84 | 11.57 | 11.52 |
| 48 | 5240 | 12.89 | 12.84 | 12.67 | 12.49 | 12.35 | 12.33 | 12.31 | 12.28 | 12.22 |
| 52 | 5260 | 12.75 | 12.49 | 12.03 | 11.91 | 11.77 | 11.54 | 11.50 | 11.46 | 11.41 |
| 56 | 5280 | 12.65 | 12.52 | 12.40 | 12.33 | 12.20 | 12.09 | 12.01 | 11.96 | 11.84 |
| 60 | 5300 | 13.13 | 13.04 | 12.56 | 12.44 | 12.21 | 12.16 | 12.02 | 11.95 | 11.83 |
| 64 | 5320 | 12.98 | 12.84 | 12.50 | 12.39 | 12.27 | 12.06 | 12.00 | 11.97 | 11.91 |
| 100 | 5500 | 12.96 | 12.87 | 12.79 | 12.70 | 12.56 | 12.41 | 12.38 | 12.34 | 12.33 |
| 104 | 5520 | 12.56 | 12.23 | 11.83 | 11.66 | 11.51 | 11.35 | 11.31 | 11.26 | 11.20 |
| 108 | 5540 | 12.82 | 12.69 | 12.44 | 12.39 | 12.36 | 12.28 | 12.22 | 12.17 | 12.15 |
| 112 | 5560 | 12.84 | 12.68 | 12.57 | 12.53 | 12.46 | 12.41 | 12.33 | 12.26 | 12.15 |
| 116 | 5580 | 12.72 | 12.53 | 12.33 | 12.29 | 12.26 | 12.24 | 12.17 | 12.10 | 12.08 |
| 120 | 5600 | N/A | N/A | N/A | N/A | N/A | N/A | N/A | N/A | N/A |
| 124 | 5620 | N/A | N/A | N/A | N/A | N/A | N/A | N/A | N/A | N/A |
| 128 | 5640 | N/A | N/A | N/A | N/A | N/A | N/A | N/A | N/A | N/A |
| 132 | 5660 | 12.41 | 12.40 | 12.15 | 12.09 | 12.01 | 11.95 | 11.81 | 11.62 | 11.45 |
| 136 | 5680 | 12.01 | 11.82 | 11.76 | 11.71 | 11.69 | 11.67 | 11.64 | 11.52 | 11.43 |
| 140 | 5700 | 12.43 | 12.42 | 12.23 | 12.17 | 12.09 | 12.03 | 11.99 | 11.93 | 11.89 |
| 149 | 5745 | 12.70 | 12.67 | 12.39 | 12.26 | 12.22 | 12.14 | 12.11 | 12.05 | 11.99 |
| 153 | 5765 | 12.64 | 12.38 | 12.30 | 12.24 | 12.18 | 12.10 | 12.07 | 12.05 | 12.03 |
| 157 | 5785 | 12.20 | 12.14 | 12.08 | 11.99 | 11.85 | 11.72 | 11.62 | 11.57 | 11.49 |
| 161 | 5805 | 12.19 | 11.87 | 11.81 | 11.69 | 11.38 | 11.16 | 11.11 | 11.04 | 10.99 |
| 165 | 5825 | 12.40 | 12.18 | 11.90 | 11.77 | 11.65 | 11.48 | 11.41 | 11.34 | 11.29 |

Unless otherwise stated the results shown in this test report refer only to the sample(s) tested and such sample(s) are retained for 90 days only.
除非另有說明，此報告結果僅對測試之樣品負責，同時此樣品僅保留90天。本報告未經本公司書面許可，不可部份複製。
This document is issued by the Company subject to its General Conditions of Service printed overleaf, available on request or accessible at www.sgs.com/terms_and_conditions.htm and, for electronic format documents, subject to Terms and Conditions for Electronic Documents at www.sgs.com/terms_e-document.htm. Attention is drawn to the limitation of liability, indemnification and jurisdiction issues defined therein. Any holder of this document is advised that information contained hereon reflects the Company's findings at the time of its intervention only and within the limits of Client's instructions, if any. The Company's sole responsibility is to its Client and this document does not exonerate parties to a transaction from exercising all their rights and obligations under the transaction documents. This document cannot be reproduced except in full, without prior written approval of the Company. Any unauthorized alteration, forgery or falsification of the content or appearance of this document is unlawful and offenders may be prosecuted to the fullest extent of the law.

**Aux Antenna (CH1)**

| 802.11 n(40M) 5.2/5.3/5.6/5.8G | | Max. Rated Avg. Power + Max. Tolerance (dBm) | Average Power Output (dBm) | | | | | | | |
|---|---|---|---|---|---|---|---|---|---|---|
| CH | Frequency (MHz) | | Data Rate (Mbps) | | | | | | | |
| | | | 13.5 | 27 | 40.5 | 54 | 81 | 108 | 121.5 | 135 |
| 38 | 5190 | 13.24 | 13.12 | 13.03 | 12.63 | 12.41 | 12.30 | 12.12 | 12.03 | 11.98 |
| 46 | 5230 | 13.12 | 12.85 | 12.52 | 12.38 | 12.19 | 11.96 | 11.81 | 11.64 | 11.45 |
| 54 | 5270 | 12.92 | 12.70 | 12.34 | 12.13 | 11.98 | 11.71 | 11.61 | 11.47 | 11.39 |
| 62 | 5310 | 13.36 | 13.33 | 12.96 | 12.66 | 12.41 | 12.15 | 12.11 | 12.08 | 12.05 |
| 102 | 5510 | 12.76 | 12.56 | 12.31 | 12.02 | 11.93 | 11.81 | 11.65 | 11.51 | 11.43 |
| 110 | 5550 | 12.82 | 12.75 | 12.45 | 12.28 | 12.13 | 11.98 | 11.84 | 11.74 | 11.65 |
| 118 | 5590 | N/A | N/A | N/A | N/A | N/A | N/A | N/A | N/A | N/A |
| 126 | 5630 | N/A | N/A | N/A | N/A | N/A | N/A | N/A | N/A | N/A |
| 134 | 5670 | 12.83 | 12.73 | 12.55 | 12.33 | 12.12 | 11.95 | 11.79 | 11.72 | 11.67 |
| 151 | 5755 | 12.30 | 12.21 | 12.16 | 12.03 | 11.95 | 11.83 | 11.71 | 11.52 | 11.46 |
| 159 | 5795 | 12.60 | 12.53 | 12.41 | 12.23 | 12.11 | 12.06 | 11.99 | 11.90 | 11.87 |

**#.** Per FCC KDB443999, transmission on channels which overlap the 5600-5650 MHz is prohibited as a client.

Unless otherwise stated the results shown in this test report refer only to the sample(s) tested and such sample(s) are retained for 90 days only.
除非另有說明，此報告結果僅對測試之樣品負責，同時此樣品僅保留90天。本報告未經本公司書面許可，不可部份複製。
This document is issued by the Company subject to its General Conditions of Service printed overleaf, available on request or accessible at www.sgs.com/terms_and_conditions.htm and, for electronic format documents, subject to Terms and Conditions for Electronic Documents at www.sgs.com/terms_e-document.htm. Attention is drawn to the limitation of liability, indemnification and jurisdiction issues defined therein. Any holder of this document is advised that information contained hereon reflects the Company's findings at the time of its intervention only and within the limits of Client's instructions, if any. The Company's sole responsibility is to its Client and this document does not exonerate parties to a transaction from exercising all their rights and obligations under the transaction documents. This document cannot be reproduced except in full, without prior written approval of the Company. Any unauthorized alteration, forgery or falsification of the content or appearance of this document is unlawful and offenders may be prosecuted to the fullest extent of the law.

**MIMO (CH0 + CH1)**

| 802.11g | | Max. Rated Avg. Power + Max. Tolerance (dBm) | Average Power Output(dBm) | | | | | | | |
|---|---|---|---|---|---|---|---|---|---|---|
| CH | Frequency (MHz) | | Data Rate (Mbps) | | | | | | | |
| | | | 6 | 9 | 12 | 18 | 24 | 36 | 48 | 54 |
| 1 | 2412 | 15.82 | 15.59 | 15.42 | 15.39 | 15.37 | 15.25 | 15.13 | 15.06 | 14.99 |
| 6 | 2437 | 17.43 | 17.23 | 17.13 | 17.07 | 16.96 | 16.90 | 16.85 | 16.66 | 16.57 |
| 11 | 2462 | 17.11 | 17.09 | 17.07 | 17.00 | 16.90 | 16.82 | 16.76 | 16.66 | 16.55 |

| 802.11n(20M) | | Max. Rated Avg. Power + Max. Tolerance (dBm) | Average Power Output(dBm) | | | | | | | |
|---|---|---|---|---|---|---|---|---|---|---|
| CH | Frequency (MHz) | | Data Rate (Mbps) | | | | | | | |
| | | | 6.5 | 13 | 19.5 | 26 | 39 | 52 | 58.5 | 65 |
| 1 | 2412 | 17.16 | 16.89 | 16.62 | 16.58 | 16.52 | 16.47 | 16.41 | 16.29 | 16.26 |
| 6 | 2437 | 17.07 | 16.93 | 16.57 | 16.50 | 16.45 | 16.43 | 16.36 | 16.26 | 16.23 |
| 11 | 2462 | 16.36 | 16.28 | 15.80 | 15.74 | 15.72 | 15.70 | 15.64 | 15.55 | 15.47 |

Unless otherwise stated the results shown in this test report refer only to the sample(s) tested and such sample(s) are retained for 90 days only.
除非另有說明，此報告結果僅對測試之樣品負責，同時此樣品僅保留90天。本報告未經本公司書面許可，不可部份複製。
This document is issued by the Company subject to its General Conditions of Service printed overleaf, available on request or accessible at www.sgs.com/terms_and_conditions.htm and, for electronic format documents, subject to Terms and Conditions for Electronic Documents at www.sgs.com/terms_e-document.htm. Attention is drawn to the limitation of liability, indemnification and jurisdiction issues defined therein. Any holder of this document is advised that information contained hereon reflects the Company's findings at the time of its intervention only and within the limits of Client's instructions, if any. The Company's sole responsibility is to its Client and this document does not exonerate parties to a transaction from exercising all their rights and obligations under the transaction documents. This document cannot be reproduced except in full, without prior written approval of the Company. Any unauthorized alteration, forgery or falsification of the content or appearance of this document is unlawful and offenders may be prosecuted to the fullest extent of the law.

**MIMO (CH0 + CH1)**

| 802.11a 5.2/5.3/5.6/5.8G | | Max. Rated Avg. Power + Max. Tolerance (dBm) | Average Power Output(dBm) | | | | | | | |
|---|---|---|---|---|---|---|---|---|---|---|
| | | | Data Rate (Mbps) | | | | | | | |
| CH | Frequency (MHz) | | 6 | 9 | 12 | 18 | 24 | 36 | 48 | 54 |
| 36 | 5180 | 15.66 | 15.50 | 15.31 | 15.23 | 15.17 | 15.14 | 15.05 | 14.87 | 14.78 |
| 40 | 5200 | 15.62 | 15.61 | 15.21 | 15.12 | 15.03 | 14.87 | 14.82 | 14.72 | 14.63 |
| 44 | 5220 | 15.26 | 15.25 | 15.23 | 15.17 | 15.11 | 14.97 | 14.86 | 14.67 | 14.52 |
| 48 | 5240 | 15.74 | 15.64 | 15.63 | 15.58 | 15.47 | 15.35 | 15.22 | 15.16 | 15.04 |
| 52 | 5260 | 16.36 | 16.30 | 16.02 | 15.95 | 15.87 | 15.83 | 15.73 | 15.56 | 15.46 |
| 56 | 5280 | 16.21 | 16.15 | 16.02 | 15.84 | 15.75 | 15.67 | 15.55 | 15.47 | 15.42 |
| 60 | 5300 | 15.63 | 15.31 | 15.26 | 15.08 | 14.99 | 14.92 | 14.77 | 14.66 | 14.56 |
| 64 | 5320 | 15.74 | 15.51 | 15.10 | 14.99 | 14.92 | 14.78 | 14.61 | 14.53 | 14.47 |
| 100 | 5500 | 15.54 | 15.28 | 15.19 | 15.11 | 15.05 | 15.04 | 14.79 | 14.65 | 14.59 |
| 104 | 5520 | 15.25 | 15.24 | 14.96 | 14.90 | 14.85 | 14.79 | 14.68 | 14.51 | 14.41 |
| 108 | 5540 | 15.45 | 15.32 | 14.97 | 14.91 | 14.86 | 14.79 | 14.64 | 14.52 | 14.38 |
| 112 | 5560 | 14.48 | 14.38 | 14.12 | 14.06 | 13.96 | 13.92 | 13.72 | 13.61 | 13.55 |
| 116 | 5580 | 15.68 | 15.48 | 15.03 | 14.94 | 14.87 | 14.82 | 14.73 | 14.60 | 14.50 |
| 120 | 5600 | N/A | N/A | N/A | N/A | N/A | N/A | N/A | N/A | N/A |
| 124 | 5620 | N/A | N/A | N/A | N/A | N/A | N/A | N/A | N/A | N/A |
| 128 | 5640 | N/A | N/A | N/A | N/A | N/A | N/A | N/A | N/A | N/A |
| 132 | 5660 | 15.37 | 14.93 | 14.55 | 14.48 | 14.35 | 14.26 | 14.17 | 14.06 | 13.99 |
| 136 | 5680 | 15.50 | 14.65 | 14.32 | 14.23 | 14.15 | 14.09 | 13.94 | 13.76 | 13.73 |
| 140 | 5700 | 15.35 | 15.20 | 14.75 | 14.61 | 14.52 | 14.42 | 14.34 | 14.23 | 14.14 |
| 149 | 5745 | 15.33 | 15.07 | 14.74 | 14.62 | 14.58 | 14.51 | 14.42 | 14.33 | 14.27 |
| 153 | 5765 | 15.15 | 15.04 | 14.61 | 14.55 | 14.46 | 14.39 | 14.25 | 14.16 | 14.03 |
| 157 | 5785 | 15.24 | 15.24 | 15.05 | 14.95 | 14.86 | 14.77 | 14.65 | 14.56 | 14.47 |
| 161 | 5805 | 15.45 | 15.01 | 14.88 | 14.75 | 14.62 | 14.49 | 14.43 | 14.37 | 14.32 |
| 165 | 5825 | 15.23 | 14.87 | 14.72 | 14.67 | 14.62 | 14.55 | 14.40 | 14.28 | 14.16 |

Unless otherwise stated the results shown in this test report refer only to the sample(s) tested and such sample(s) are retained for 90 days only.
除非另有說明，此報告結果僅對測試之樣品負責，同時此樣品僅保留90天。本報告未經本公司書面許可，不可部份複製。
This document is issued by the Company subject to its General Conditions of Service printed overleaf, available on request or accessible at www.sgs.com/terms_and_conditions.htm and, for electronic format documents, subject to Terms and Conditions for Electronic Documents at www.sgs.com/terms_e-document.htm. Attention is drawn to the limitation of liability, indemnification and jurisdiction issues defined therein. Any holder of this document is advised that information contained hereon reflects the Company's findings at the time of its intervention only and within the limits of Client's instructions, if any. The Company's sole responsibility is to its Client and this document does not exonerate parties to a transaction from exercising all their rights and obligations under the transaction documents. This document cannot be reproduced except in full, without prior written approval of the Company. Any unauthorized alteration, forgery or falsification of the content or appearance of this document is unlawful and offenders may be prosecuted to the fullest extent of the law.

**MIMO (CH0 + CH1)**

| 802.11n(20M) 5.2/5.3/5.6/5.8G | | Max. Rated Avg. Power + Max. Tolerance (dBm) | Average Power Output(dBm) | | | | | | | |
|---|---|---|---|---|---|---|---|---|---|---|
| | | | Data Rate (Mbps) | | | | | | | |
| CH | Frequency (MHz) | | 6.5 | 13 | 19.5 | 26 | 39 | 52 | 58.5 | 65 |
| 36 | 5180 | 15.32 | 15.24 | 14.97 | 14.79 | 14.61 | 14.44 | 14.31 | 14.23 | 14.12 |
| 40 | 5200 | 15.49 | 15.48 | 15.10 | 14.91 | 14.70 | 14.57 | 14.56 | 14.36 | 14.20 |
| 44 | 5220 | 15.79 | 15.71 | 15.56 | 15.36 | 15.17 | 14.91 | 14.81 | 14.68 | 14.59 |
| 48 | 5240 | 15.37 | 15.15 | 14.82 | 14.69 | 14.50 | 14.32 | 14.21 | 14.13 | 14.03 |
| 52 | 5260 | 15.53 | 15.33 | 15.24 | 15.08 | 14.91 | 14.81 | 14.68 | 14.60 | 14.51 |
| 56 | 5280 | 15.35 | 15.08 | 14.85 | 14.67 | 14.50 | 14.37 | 14.19 | 14.10 | 14.01 |
| 60 | 5300 | 15.62 | 15.56 | 15.20 | 15.11 | 14.93 | 14.78 | 14.65 | 14.53 | 14.39 |
| 64 | 5320 | 15.71 | 15.56 | 15.42 | 15.24 | 14.96 | 14.91 | 14.80 | 14.67 | 14.53 |
| 100 | 5500 | 15.11 | 15.06 | 14.75 | 14.56 | 14.39 | 14.24 | 14.12 | 14.04 | 13.96 |
| 104 | 5520 | 15.15 | 14.98 | 14.79 | 14.61 | 14.46 | 14.36 | 14.26 | 14.13 | 14.04 |
| 108 | 5540 | 14.95 | 14.93 | 14.63 | 14.48 | 14.34 | 14.20 | 14.03 | 13.84 | 13.68 |
| 112 | 5560 | 15.15 | 15.07 | 14.85 | 14.65 | 14.54 | 14.40 | 14.32 | 14.19 | 14.13 |
| 116 | 5580 | 15.47 | 15.29 | 15.00 | 14.81 | 14.70 | 14.60 | 14.48 | 14.35 | 14.26 |
| 120 | 5600 | N/A | N/A | N/A | N/A | N/A | N/A | N/A | N/A | N/A |
| 124 | 5620 | N/A | N/A | N/A | N/A | N/A | N/A | N/A | N/A | N/A |
| 128 | 5640 | N/A | N/A | N/A | N/A | N/A | N/A | N/A | N/A | N/A |
| 132 | 5660 | 14.55 | 14.54 | 14.44 | 14.29 | 14.08 | 13.95 | 13.86 | 13.78 | 13.69 |
| 136 | 5680 | 14.62 | 14.40 | 14.31 | 14.20 | 14.01 | 13.92 | 13.81 | 13.68 | 13.53 |
| 140 | 5700 | 15.37 | 15.25 | 15.01 | 14.85 | 14.67 | 14.50 | 14.41 | 14.23 | 14.14 |
| 149 | 5745 | 15.69 | 15.67 | 15.50 | 15.41 | 15.27 | 15.16 | 15.04 | 14.88 | 14.76 |
| 153 | 5765 | 14.54 | 14.34 | 14.07 | 13.90 | 13.73 | 13.56 | 13.45 | 13.33 | 13.16 |
| 157 | 5785 | 15.24 | 15.23 | 15.18 | 14.95 | 14.81 | 14.70 | 14.55 | 14.49 | 14.37 |
| 161 | 5805 | 14.89 | 14.87 | 14.56 | 14.43 | 14.22 | 14.05 | 13.90 | 13.81 | 13.73 |
| 165 | 5825 | 15.04 | 14.95 | 14.63 | 14.48 | 14.39 | 14.30 | 14.14 | 14.02 | 13.84 |

Unless otherwise stated the results shown in this test report refer only to the sample(s) tested and such sample(s) are retained for 90 days only.
除非另有說明，此報告結果僅對測試之樣品負責，同時此樣品僅保留90天。本報告未經本公司書面許可，不可部份複製。
This document is issued by the Company subject to its General Conditions of Service printed overleaf, available on request or accessible at www.sgs.com/terms_and_conditions.htm and, for electronic format documents, subject to Terms and Conditions for Electronic Documents at www.sgs.com/terms_e-document.htm. Attention is drawn to the limitation of liability, indemnification and jurisdiction issues defined therein. Any holder of this document is advised that information contained hereon reflects the Company's findings at the time of its intervention only and within the limits of Client's instructions, if any. The Company's sole responsibility is to its Client and this document does not exonerate parties to a transaction from exercising all their rights and obligations under the transaction documents. This document cannot be reproduced except in full, without prior written approval of the Company. Any unauthorized alteration, forgery or falsification of the content or appearance of this document is unlawful and offenders may be prosecuted to the fullest extent of the law.

**MIMO (CH0 + CH1)**

| 802.11n(40M) 5.2/5.3/5.6/5.8G | | Max. Rated Avg. Power + Max. Tolerance (dBm) | Average Power Output(dBm) | | | | | | | |
|---|---|---|---|---|---|---|---|---|---|---|
| CH | Frequency (MHz) | | Data Rate (Mbps) | | | | | | | |
| | | | 13.5 | 27 | 40.5 | 54 | 81 | 108 | 121.5 | 135 |
| 38 | 5190 | 15.96 | 15.76 | 14.55 | 14.47 | 14.39 | 14.33 | 14.00 | 13.88 | 13.79 |
| 46 | 5230 | 16.02 | 15.90 | 15.40 | 15.19 | 14.90 | 14.61 | 14.42 | 14.16 | 14.08 |
| 54 | 5270 | 15.68 | 15.65 | 15.28 | 14.98 | 14.63 | 14.45 | 14.33 | 14.17 | 14.06 |
| 62 | 5310 | 15.75 | 15.75 | 15.37 | 15.22 | 15.13 | 14.58 | 14.43 | 14.24 | 14.14 |
| 102 | 5510 | 15.16 | 15.04 | 14.98 | 14.88 | 14.76 | 14.61 | 14.43 | 14.25 | 14.16 |
| 110 | 5550 | 15.31 | 15.21 | 15.15 | 14.86 | 14.63 | 14.31 | 14.18 | 14.02 | 13.89 |
| 118 | 5590 | N/A | N/A | N/A | N/A | N/A | N/A | N/A | N/A | N/A |
| 126 | 5630 | N/A | N/A | N/A | N/A | N/A | N/A | N/A | N/A | N/A |
| 134 | 5670 | 15.37 | 15.13 | 14.65 | 14.40 | 14.16 | 13.86 | 13.62 | 13.50 | 13.45 |
| 151 | 5755 | 15.50 | 15.19 | 14.65 | 14.42 | 14.11 | 13.98 | 13.76 | 13.49 | 13.32 |
| 159 | 5795 | 15.25 | 14.78 | 14.54 | 14.33 | 14.05 | 13.78 | 13.62 | 13.43 | 13.31 |

**#.** Per FCC KDB443999, transmission on channels which overlap the 5600-5650 MHz is prohibited as a client.

Unless otherwise stated the results shown in this test report refer only to the sample(s) tested and such sample(s) are retained for 90 days only.
除非另有說明，此報告結果僅對測試之樣品負責，同時此樣品僅保留90天。本報告未經本公司書面許可，不可部份複製。
This document is issued by the Company subject to its General Conditions of Service printed overleaf, available on request or accessible at www.sgs.com/terms_and_conditions.htm and, for electronic format documents, subject to Terms and Conditions for Electronic Documents at www.sgs.com/terms_e-document.htm. Attention is drawn to the limitation of liability, indemnification and jurisdiction issues defined therein. Any holder of this document is advised that information contained hereon reflects the Company's findings at the time of its intervention only and within the limits of Client's instructions, if any. The Company's sole responsibility is to its Client and this document does not exonerate parties to a transaction from exercising all their rights and obligations under the transaction documents. This document cannot be reproduced except in full, without prior written approval of the Company. Any unauthorized alteration, forgery or falsification of the content or appearance of this document is unlawful and offenders may be prosecuted to the fullest extent of the law.

**Bluetooth conducted power table:**

| Frequency (MHz) | Average Power (dBm) | | |
|---|---|---|---|
| | GFSK | π/4DQPSK | 8DPSK |
| 2402 | 8.63 | 5.85 | 5.85 |
| 2441 | 8.42 | 5.92 | 6.01 |
| 2480 | 8.03 | 5.34 | 5.42 |

| Frequency (MHz) | Average Power (dBm) |
|---|---|
| | BT 4.0 |
| 2402 | 4.29 |
| 2442 | 5.49 |
| 2480 | 5.12 |

**#.** Due to the highest maximum output power 8.63dBm(7.295mW) of Bluetooth portion is below 20mW, Bluetooth is exempted from SAR evaluation per RSS102 Issue 4.

**#.**According to KDB447498 D01v05 – The 1-g SAR test exclusion thresholds for 100 MHz to 6 GHz at test separation distances≤ 50 mm are determined by: [(max. power of channel, including tune-up tolerance, mW)/(min. test separation distance, mm)] · [√f(GHz)] ≤ 3.0 for 1-g SAR. When the minimum test separation distance is < 5 mm, a distance of 5 mm is applied to determine SAR test exclusion. Based on the maximum power of Bluetooth and the min. test separation distance, Bluetooth SAR was not required.
(Max. power of low channel: 8.63dBm, min. test separation distance=5mm, f=2402MHz, [(7.295/5)* √2.402]=2.261 ≤ 3.0
Max. power of mid channel: 8.42dBm, min. test separation distance=5mm, f=2441MHz, [(6.95/5)* √2.441]=2.172 ≤ 3.0
Max. power of high channel:8.03dBm, min. test separation distance=5mm, f=2480MHz, [(6.353/5)* √2.48]=2.001 ≤ 3.0).

**#.**According to KDB447498 D01v05 – When standalone SAR test exclusion applies to an antenna that transmits simultaneously with other antennas, the stand alone SAR must be estimated according to following to determine simultaneous transmission SAR test exclusion: [(max. power of channel, including tune-up tolerance, mW)/(min. test separation distance, mm)] · [√f(GHz) / 7.5 ] for test separation distances≤ 50 mm. When the minimum test separation distance is < 5 mm, a distance of 5 mm is applied to determine estimated SAR.

Unless otherwise stated the results shown in this test report refer only to the sample(s) tested and such sample(s) are retained for 90 days only.
除非另有說明，此報告結果僅對測試之樣品負責，同時此樣品僅保留90天。本報告未經本公司書面許可，不可部份複製。
This document is issued by the Company subject to its General Conditions of Service printed overleaf, available on request or accessible at www.sgs.com/terms_and_conditions.htm and, for electronic format documents, subject to Terms and Conditions for Electronic Documents at www.sgs.com/terms_e-document.htm. Attention is drawn to the limitation of liability, indemnification and jurisdiction issues defined therein. Any holder of this document is advised that information contained hereon reflects the Company's findings at the time of its intervention only and within the limits of Client's instructions, if any. The Company's sole responsibility is to its Client and this document does not exonerate parties to a transaction from exercising all their rights and obligations under the transaction documents. This document cannot be reproduced except in full, without prior written approval of the Company. Any unauthorized alteration, forgery or falsification of the content or appearance of this document is unlawful and offenders may be prosecuted to the fullest extent of the law.

**#. Estimated SAR for Bluetooth at Min. Separation Distance:**

| Frequency (MHz) | Average | | Separation distance | Estimated SAR |
|---|---|---|---|---|
| | dBm | mW | mm | W/kg |
| 2402 | 8.63 | 7.295 | 5 | 0.301 |
| 2441 | 8.42 | 6.95 | 5 | 0.290 |
| 2480 | 8.03 | 6.353 | 5 | 0.267 |

**#.** When the estimated SAR is overly conservative for certain conditions, standalone SAR measurements can be used to determine simultaneous SAR test exclusion.

**#. Measured SAR for Bluetooth at Lap-held mode:**

| Frequency (MHz) | Average | | Test distance | Measured SAR |
|---|---|---|---|---|
| | dBm | mW | mm | W/kg |
| 2402 | 8.63 | 7.295 | 0 | 0.215 |
| 2441 | 8.42 | 6.95 | 0 | 0.204 |
| 2480 | 8.03 | 6.353 | 0 | 0.194 |

**#. Measured SAR for Bluetooth at Right-edge mode:**

| Frequency (MHz) | Average | | Test distance | Measured SAR |
|---|---|---|---|---|
| | dBm | mW | mm | W/kg |
| 2402 | 8.63 | 7.295 | 0 | 0.00448 |
| 2441 | 8.42 | 6.95 | 0 | 0.00613 |
| 2480 | 8.03 | 6.353 | 0 | 0.00604 |

**#.** For Bluetooth operational modes the transmission is at Main output. Bluetooth can only be transmitted simultaneously with Aux 5G according to client's operation description.

**#. Simultaneous Transmission SAR test exclusion:**

| Simul Tx | Configuration | Maximum **BT** SAR at Main output | Maximum **WLAN** SAR at Aux output(Reported) | ΣSAR (W/kg) | Separation distance between the peak SAR locations | SPLSR |
|---|---|---|---|---|---|---|
| Body | Lap-held | 0.215(measured) | 1.426 | 1.641>limit 1.6 | 241.7mm | 0.009≤ 0.04 |
| Body | Lap-held | 0.301(estimated) | 1.426 | 1.727>limit 1.6 | 241.7mm | 0.0094≤ 0.04 |
| Body | Right edge | 0.00613 | 1.463 | 1.469<limit 1.6 | No need | No need |

Unless otherwise stated the results shown in this test report refer only to the sample(s) tested and such sample(s) are retained for 90 days only.
除非另有說明，此報告結果僅對測試之樣品負責，同時此樣品僅保留90天。本報告未經本公司書面許可，不可部份複製。
This document is issued by the Company subject to its General Conditions of Service printed overleaf, available on request or accessible at www.sgs.com/terms_and_conditions.htm and, for electronic format documents, subject to Terms and Conditions for Electronic Documents at www.sgs.com/terms_e-document.htm. Attention is drawn to the limitation of liability, indemnification and jurisdiction issues defined therein. Any holder of this document is advised that information contained hereon reflects the Company's findings at the time of its intervention only and within the limits of Client's instructions, if any. The Company's sole responsibility is to its Client and this document does not exonerate parties to a transaction from exercising all their rights and obligations under the transaction documents. This document cannot be reproduced except in full, without prior written approval of the Company. Any unauthorized alteration, forgery or falsification of the content or appearance of this document is unlawful and offenders may be prosecuted to the fullest extent of the law.

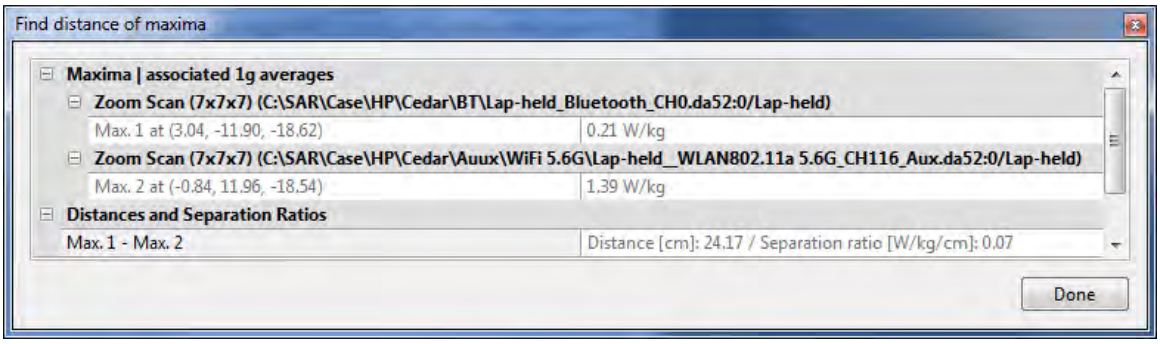


Separation distance between the peak SAR locations: 241.7mm

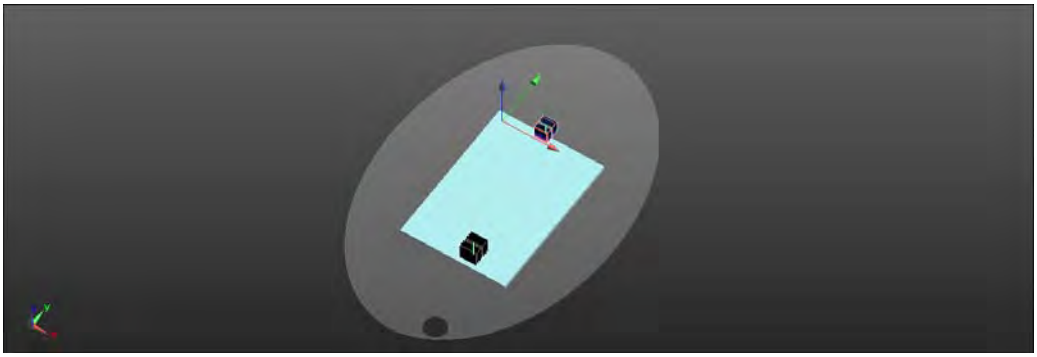

Separation between the BT and Aux peak SAR locations

#. Simultaneous Transmission SAR test exclusion can be applied due to the sum of the 1-g SAR for all the simultaneous transmitting antennas in the same test configuration is ≤ 1.6 W/kg.

#. When the sum of SAR is larger than the limit, SAR test exclusion is determined by the SPLSR. The simultaneous transmitting antennas in each operating mode and exposure condition combination must be considered one pair at a time to determine the SPLSR to qualify for test exclusion. The ratio is determined by (SAR1 + SAR2)^1.5/Ri, rounded to two decimal digits, and must be ≤ 0.04 for all antenna pairs in the configuration to qualify for 1-g SAR test exclusion.
SAR1 and SAR2 are the highest reported or estimated SAR for each antenna in the pair, and Ri is the separation distance between the peak SAR locations for the antenna pair in mm.

#. Because the SPLSR for Lap-held mode is 0.0094 ≤ 0.04, simultaneous transmission SAR test exclusion can be applied.

#. Because theΣSAR for Right edge mode is 1.469 < 1.6, simultaneous transmission SAR test exclusion can be applied.

Unless otherwise stated the results shown in this test report refer only to the sample(s) tested and such sample(s) are retained for 90 days only.
除非另有說明，此報告結果僅對測試之樣品負責，同時此樣品僅保留90天。本報告未經本公司書面許可，不可部份複製。
This document is issued by the Company subject to its General Conditions of Service printed overleaf, available on request or accessible at www.sgs.com/terms_and_conditions.htm and, for electronic format documents, subject to Terms and Conditions for Electronic Documents at www.sgs.com/terms_e-document.htm. Attention is drawn to the limitation of liability, indemnification and jurisdiction issues defined therein. Any holder of this document is advised that information contained hereon reflects the Company's findings at the time of its intervention only and within the limits of Client's instructions, if any. The Company's sole responsibility is to its Client and this document does not exonerate parties to a transaction from exercising all their rights and obligations under the transaction documents. This document cannot be reproduced except in full, without prior written approval of the Company. Any unauthorized alteration, forgery or falsification of the content or appearance of this document is unlawful and offenders may be prosecuted to the fullest extent of the law.

## 1.4 Test Environment

Ambient Temperature: 22±2° C
Tissue Simulating Liquid: 22±2° C

Unless otherwise stated the results shown in this test report refer only to the sample(s) tested and such sample(s) are retained for 90 days only.
除非另有說明，此報告結果僅對測試之樣品負責，同時此樣品僅保留90天。本報告未經本公司書面許可，不可部份複製。

This document is issued by the Company subject to its General Conditions of Service printed overleaf, available on request or accessible at www.sgs.com/terms_and_conditions.htm and, for electronic format documents, subject to Terms and Conditions for Electronic Documents at www.sgs.com/terms_e-document.htm. Attention is drawn to the limitation of liability, indemnification and jurisdiction issues defined therein. Any holder of this document is advised that information contained hereon reflects the Company's findings at the time of its intervention only and within the limits of Client's instructions, if any. The Company's sole responsibility is to its Client and this document does not exonerate parties to a transaction from exercising all their rights and obligations under the transaction documents. This document cannot be reproduced except in full, without prior written approval of the Company. Any unauthorized alteration, forgery or falsification of the content or appearance of this document is unlawful and offenders may be prosecuted to the fullest extent of the law.

## 1.5 Operation Description

Use chipset specific software to control the EUT, and makes it transmit in maximum power. Measurements are performed respectively on the lowest, middle and highest channels of the operating band(s).
The EUT is set to maximum power level during all tests, and at the beginning of each test the battery is fully charged.

We will test it with 3 configurations:

**(Test distance is 0mm)**

**Configuration 1: Lap-held mode.**

Configuration 2: Top edge. (No tested for Main and Aux antenna, since the SAR test exclusion threshold in FCC KDB447498 D01v05 is applied to this edge)

**Configuration 3: Right edge.** (Not tested for Main antenna, since minimum separation distance between Main antenna and right edge is more than 20 cm.)

**Configuration 4: Left edge.** (Not tested for Aux antenna, since minimum separation distance between Aux antenna and left edge is more than 20 cm.)

Configuration 5: Bottom edge. (No tested for Main and Aux antenna, since the SAR test exclusion threshold in FCC KDB447498 D01v05 is applied to this edge.)

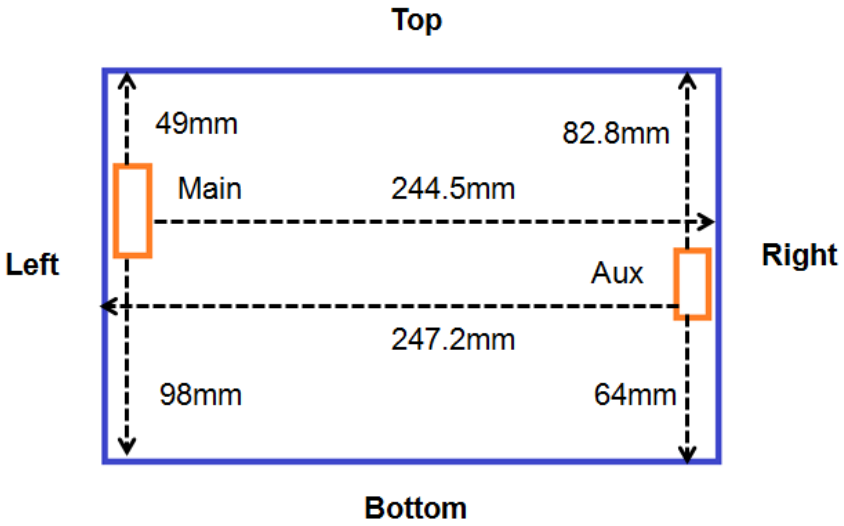


**Front view of the tablet**

Unless otherwise stated the results shown in this test report refer only to the sample(s) tested and such sample(s) are retained for 90 days only.
除非另有說明，此報告結果僅對測試之樣品負責，同時此樣品僅保留90天。本報告未經本公司書面許可，不可部份複製。
This document is issued by the Company subject to its General Conditions of Service printed overleaf, available on request or accessible at www.sgs.com/terms_and_conditions.htm and, for electronic format documents, subject to Terms and Conditions for Electronic Documents at www.sgs.com/terms_e-document.htm. Attention is drawn to the limitation of liability, indemnification and jurisdiction issues defined therein. Any holder of this document is advised that information contained hereon reflects the Company's findings at the time of its intervention only and within the limits of Client's instructions, if any. The Company's sole responsibility is to its Client and this document does not exonerate parties to a transaction from exercising all their rights and obligations under the transaction documents. This document cannot be reproduced except in full, without prior written approval of the Company. Any unauthorized alteration, forgery or falsification of the content or appearance of this document is unlawful and offenders may be prosecuted to the fullest extent of the law.

Note:

#. According to KDB447498 D01v05 – The 1-g SAR test exclusion thresholds for 100 MHz to 6 GHz at test separation distances≤ 50 mm are determined by: [(max. power of channel, including tune-up tolerance, mW)/(min. test separation distance, mm)] · [√f(GHz)] ≤ 3.0 for 1-g SAR. When the minimum test separation distance is < 5 mm, a distance of 5 mm is applied to determine SAR test exclusion.

Based on the maximum power of Main antenna at 2.4G and 5G, and the min. test separation distance 49mm, Main antenna SAR is not required for top edge.
(Max. power of 2.4G Main: 15.98dBm, min. test separation distance=49mm, f=2462MHz, [(39.63/49)* √2.462]=1.269 ≤ 3.0
Max. power of 5G Main: 12.98dBm, min. test separation distance=49mm, max. f=5825MHz, [(19.86/49)* √5.825]=0.978 ≤ 3.0

Based on the maximum power of MIMO at 2.4G and 5G, and the min. test separation distance 49mm, MIMO SAR is not required for top edge.
(Max. power of 2.4G MIMO: 17.23dBm, min. test separation distance=49mm, max. f=2462MHz, [(52.845/49)* √2.462]=1.692 ≤ 3.0
Max. power of 5G MIMO: 16.3dBm, min. test separation distance=49mm, max. f=5825MHz, [(42.66/49)* √5.825]=2.101 ≤ 3.0

#. Because the distance between Main antenna and bottom edge(98mm) is larger than the distance between Main antenna and top edge(49mm), bottom edge is not required to be tested for Main antenna.

#. Because the distance between MIMO Aux and bottom edge(64mm) is larger than the distance between MIMO Main antenna and top edge(49mm), bottom edge is not required to be tested for MIMO.

#. According to KDB447498 D01 v05 4.3.1, at 100 MHz to 6 GHz and for test separation distances > 50 mm, the SAR test exclusion threshold is determined according to the following, and as illustrated in Appendix B of KDB447498 D01 v05.
[[(max. power of channel, including tune-up tolerance, mW)/50mm] · [√f(GHz)] + (test separation distance - 50 mm)·10] mW at > 1500 MHz and ≤ 6 GHz

Based on the maximum power of Aux antenna at 2.4G=16.16dBm, max. f=2462MHz, and the min. test separation distance 64mm, Aux antenna SAR is not required for bottom edge.
[(41.31 mW/50mm) · (√2.462) + (64 - 50 mm)·10] mW = 141.3mW is compared with Appendix B of KDB447498 D01 v05.

Based on the maximum power of Aux antenna at 5G=13.49dBm, max. f=5825MHz, and

Unless otherwise stated the results shown in this test report refer only to the sample(s) tested and such sample(s) are retained for 90 days only.
除非另有說明，此報告結果僅對測試之樣品負責，同時此樣品僅保留90天。本報告未經本公司書面許可，不可部份複製。
This document is issued by the Company subject to its General Conditions of Service printed overleaf, available on request or accessible at www.sgs.com/terms_and_conditions.htm and, for electronic format documents, subject to Terms and Conditions for Electronic Documents at www.sgs.com/terms_e-document.htm. Attention is drawn to the limitation of liability, indemnification and jurisdiction issues defined therein. Any holder of this document is advised that information contained hereon reflects the Company's findings at the time of its intervention only and within the limits of Client's instructions, if any. The Company's sole responsibility is to its Client and this document does not exonerate parties to a transaction from exercising all their rights and obligations under the transaction documents. This document cannot be reproduced except in full, without prior written approval of the Company. Any unauthorized alteration, forgery or falsification of the content or appearance of this document is unlawful and offenders may be prosecuted to the fullest extent of the law.

the min. test separation distance 64mm, Aux antenna SAR is not required for bottom edge.
[(22.34 mW/50mm) · (√5.825) + (64 - 50 mm)·10] mW = 141.1mW is compared with Appendix B of KDB447498 D01 v05.

#. Because the distance between Aux antenna and top edge(82.8mm) is larger than the distance between Aux antenna and bottom edge(64mm), top edge is not required to be tested for Aux antenna.

#. The EUT is a tablet computer and the main and aux antennas locates at the left and right edge of the tablet computer, separately.

#. Per FCC KDB 616217, the back surface and edges of the tablet should be tested for SAR compliance with the tablet touching the phantom. The right edge for main antenna and left edge for aux antenna are not required to be tested because the separation distances between antennas and edges are more than 20cm.

#. For 802.11b modes the EUT can transmit at both Main and Aux RF outputs individually but not simultaneously.

#. For 802.11a/g/n modes the EUT can transmit at both Main and Aux RF outputs individually and simultaneously.

#. The EUT doesn't support 2.4G 802.11n(40M) for Main, Aux and MIMO.

#. According to FCC KDB248227 and October 10, 2012 TCB Workshop, SAR is not required for 802.11g/n(20M)/n(40M) channels when the maximum average output power is less than 1/4 dB higher than that measured on the corresponding 802.11b channels.

#. According to FCC KDB248227, for each band, testing at higher data rates and higher order modulation is not required when the maximum average output power for each of these configurations is less than 1/4 dB higher than those measured at the lowest data rate.

#. Due to the maximum average output power of higher data rates is less than 1/4 dB higher than lowest data rate, thus only lowest data rate is required for SAR test.

#. For 2.4GHz Main and Aux antenna, due to the maximum average output power of 802.11g and 802.11n(20M) is less than 1/4 dB higher than 802.11b, thus 802.11g and 802.11n(20M) is not required for SAR test.

#. For 2.4GHz MIMO, due to the maximum average output power of 802.11n(20M) is less

Unless otherwise stated the results shown in this test report refer only to the sample(s) tested and such sample(s) are retained for 90 days only.
除非另有說明，此報告結果僅對測試之樣品負責，同時此樣品僅保留90天。本報告未經本公司書面許可，不可部份複製。
This document is issued by the Company subject to its General Conditions of Service printed overleaf, available on request or accessible at www.sgs.com/terms_and_conditions.htm and, for electronic format documents, subject to Terms and Conditions for Electronic Documents at www.sgs.com/terms_e-document.htm. Attention is drawn to the limitation of liability, indemnification and jurisdiction issues defined therein. Any holder of this document is advised that information contained hereon reflects the Company's findings at the time of its intervention only and within the limits of Client's instructions, if any. The Company's sole responsibility is to its Client and this document does not exonerate parties to a transaction from exercising all their rights and obligations under the transaction documents. This document cannot be reproduced except in full, without prior written approval of the Company. Any unauthorized alteration, forgery or falsification of the content or appearance of this document is unlawful and offenders may be prosecuted to the fullest extent of the law.

than 1/4 dB higher than 802.11g, thus 802.11n(20M) is not required for SAR test.

#. According to FCC KDB248227, when the maximum average output channel in each 802.11a frequency band is not included in the "default test channels", the maximum channel should be tested instead of an adjacent "default test channel". These are referred to as the "required test channels".

#. According to FCC KDB248227 and October 10, 2012 TCB Workshop, SAR is not required for 802.11 n(20M)/n(40M) channels when the maximum average output power is less than 1/4 dB higher than that measured on the corresponding 802.11a channels.

#. For 5GHz Main antenna, SAR is not required for 5.2/5.3/5.8G n(20M),5.3/5.8G n(40M), due to the maximum average output power is less than 1/4 dB higher than that measured on the corresponding 802.11a channels.

#. For 5GHz Aux antenna, SAR is not required for 5.2/5.3/5.6/5.8G n(20M), 5.3/5.6/5.8G n(40M), due to the maximum average output power is less than 1/4 dB higher than that measured on the corresponding 802.11a channels.

#. For 5GHz MIMO, SAR is not required for 5.3/5.6G n(20M), 5.3/5.6/5.8G n(40M), due to the maximum average output power is less than 1/4 dB higher than that measured on the corresponding 802.11a channels.

#. According to KDB447498 D01v05, testing of other required channels is not required when the reported 1-g SAR for the highest output channel is ≤ 0.8 W/kg, when the transmission band is ≤ 100 MHz.

#. According to KDB447498 D01v05, testing of other required channels is not required when the reported 1-g SAR for the highest output channel is ≤ 0.6 W/kg, when the transmission band is between 100 MHz and 200MHz.

#. According to KDB447498 D01v05, testing of other required channels is not required when the reported 1-g SAR for the highest output channel is ≤ 0.4 W/kg, when the transmission band is ≥ 200MHz.

#. According to KDB865664 D01v01, SAR measurement variability must be assessed for each frequency band. When the original highest measured SAR is ≥ 0.8 W/kg, repeated that measurement once. Perform a second repeated measurement only if the ratio of largest to smallest SAR for the original and first repeated measurements is > 1.20 or when the original or repeated measurement is ≥ 1.45 W/kg (~ 10% from the 1-g SAR limit

Unless otherwise stated the results shown in this test report refer only to the sample(s) tested and such sample(s) are retained for 90 days only.
除非另有說明，此報告結果僅對測試之樣品負責，同時此樣品僅保留90天。本報告未經本公司書面許可，不可部份複製。
This document is issued by the Company subject to its General Conditions of Service printed overleaf, available on request or accessible at www.sgs.com/terms_and_conditions.htm and, for electronic format documents, subject to Terms and Conditions for Electronic Documents at www.sgs.com/terms_e-document.htm. Attention is drawn to the limitation of liability, indemnification and jurisdiction issues defined therein. Any holder of this document is advised that information contained hereon reflects the Company's findings at the time of its intervention only and within the limits of Client's instructions, if any. The Company's sole responsibility is to its Client and this document does not exonerate parties to a transaction from exercising all their rights and obligations under the transaction documents. This document cannot be reproduced except in full, without prior written approval of the Company. Any unauthorized alteration, forgery or falsification of the content or appearance of this document is unlawful and offenders may be prosecuted to the fullest extent of the law.

## 1.6 The SAR Measurement System

A block diagram of the SAR measurement System is given in Fig. a. This SAR Measurement System uses a Computer-controlled 3-D stepper motor system (SPEAG DASY 5 professional system). The model EX3DV4 field probe is used to determine the internal electric fields. The SAR can be obtained from the equation SAR= σ ($|Ei|^2$)/ ρ where σ and ρ are the conductivity and mass density of the tissue-simulant.

The DASY 5 system for performing compliance tests consists of the following items:

- A standard high precision 6-axis robot (Staubli RX family) with controller, teach pendant and software. An arm extension is for accommodating the data acquisition electronics (DAE).
- A dosimetric probe, i.e., an isotropic E-field probe optimized and calibrated for usage intissue simulating liquid. The probe is equipped with an optical surface detector system.
- A data acquisition electronics (DAE) which performs the signal amplification, signal multiplexing, AD-conversion, offset measurements, mechanical surface detection, collision detection, etc. The unit is battery powered with standard or rechargeable batteries. The signal is optically transmitted to the EOC.

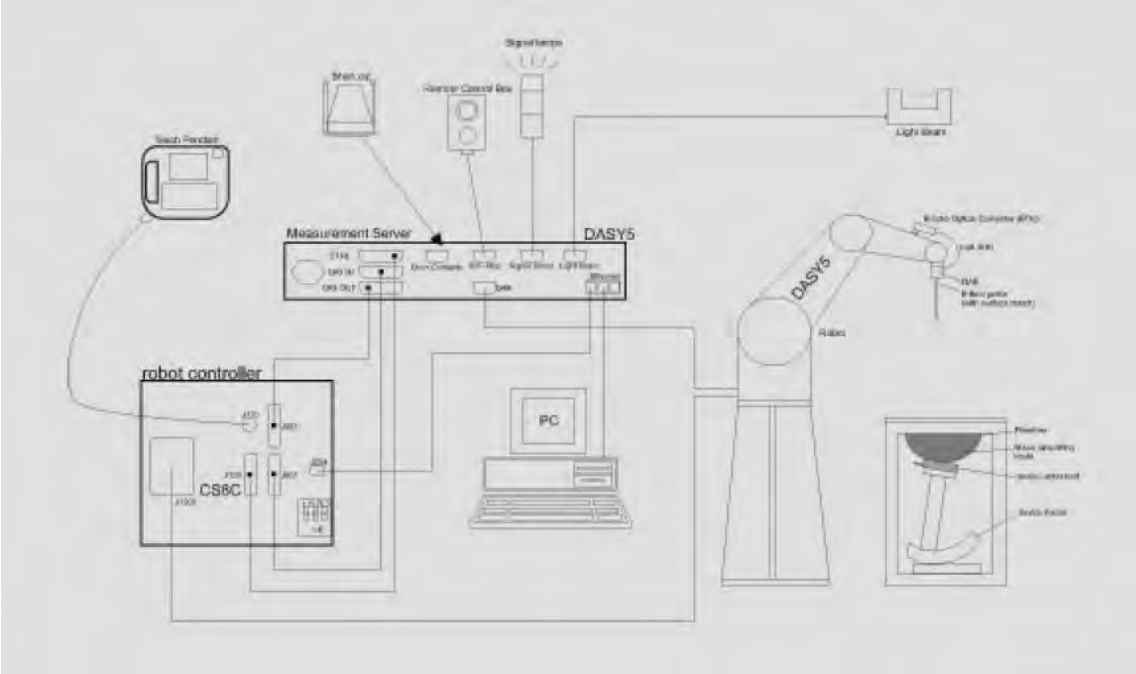


Fig. a The block diagram of SAR system

Unless otherwise stated the results shown in this test report refer only to the sample(s) tested and such sample(s) are retained for 90 days only.
除非另有說明，此報告結果僅對測試之樣品負責，同時此樣品僅保留90天。本報告未經本公司書面許可，不可部份複製。
This document is issued by the Company subject to its General Conditions of Service printed overleaf, available on request or accessible at www.sgs.com/terms_and_conditions.htm and, for electronic format documents, subject to Terms and Conditions for Electronic Documents at www.sgs.com/terms_e-document.htm. Attention is drawn to the limitation of liability, indemnification and jurisdiction issues defined therein. Any holder of this document is advised that information contained hereon reflects the Company's findings at the time of its intervention only and within the limits of Client's instructions, if any. The Company's sole responsibility is to its Client and this document does not exonerate parties to a transaction from exercising all their rights and obligations under the transaction documents. This document cannot be reproduced except in full, without prior written approval of the Company. Any unauthorized alteration, forgery or falsification of the content or appearance of this document is unlawful and offenders may be prosecuted to the fullest extent of the law.

- The Electro-optical converter (EOC) performs the conversion between optical and electrical of the signals for the digital communication to the DAE and for the analog signal from the optical surface detection. The EOC is connected to the measurement server.
- The function of the measurement server is to perform the time critical tasks such as signal filtering, control of the robot operation and fast movement interrupts.
- A probe alignment unit which improves the (absolute) accuracy of the probe positioning.
- A computer operating Windows 7.
- DASY 5 software.
- Remote control with teach pendant and additional circuitry for robot safety such as warning lamps, etc.
- The SAM twin phantom enabling testing left-hand and right-hand usage.
- The device holder for handheld mobile phones.
- Tissue simulating liquid mixed according to the given recipes.
- Validation dipole kits allowing to validate the proper functioning of the system.

Unless otherwise stated the results shown in this test report refer only to the sample(s) tested and such sample(s) are retained for 90 days only.
除非另有說明，此報告結果僅對測試之樣品負責，同時此樣品僅保留90天。本報告未經本公司書面許可，不可部份複製。
This document is issued by the Company subject to its General Conditions of Service printed overleaf, available on request or accessible at www.sgs.com/terms_and_conditions.htm and, for electronic format documents, subject to Terms and Conditions for Electronic Documents at www.sgs.com/terms_e-document.htm. Attention is drawn to the limitation of liability, indemnification and jurisdiction issues defined therein. Any holder of this document is advised that information contained hereon reflects the Company's findings at the time of its intervention only and within the limits of Client's instructions, if any. The Company's sole responsibility is to its Client and this document does not exonerate parties to a transaction from exercising all their rights and obligations under the transaction documents. This document cannot be reproduced except in full, without prior written approval of the Company. Any unauthorized alteration, forgery or falsification of the content or appearance of this document is unlawful and offenders may be prosecuted to the fullest extent of the law.

## 1.7 System Components

### EX3DV4 E-Field Probe

| | | |
|---|---|---|
| Construction | Symmetrical design with triangular core<br>Built-in shielding against static charges<br>PEEK enclosure material (resistant to organic solvents, e.g., DGBE) | |
| Calibration | Basic Broad Band Calibration in air<br>Conversion Factors (CF) for HSL 2450/5200/5300/5600/5800 MHz<br>Additional CF for other liquids and frequencies upon request | |
| Frequency | 10 MHz to > 6 GHz, Linearity: ± 0.6 dB (30 MHz to 4 GHz) | |
| Directivity | ± 0.3 dB in HSL (rotation around probe axis)<br>± 0.5 dB in tissue material (rotation normal to probe axis) | |
| Dynamic Range | 10 µW/g to > 100 mW/g<br>Linearity: ± 0.2 dB (noise: typically < 1 µW/g) | |
| Dimensions | Overall length: 337 mm (Tip: 9 mm)<br>Tip diameter: 2.5 mm (Body: 10 mm)<br>Typical distance from probe tip to dipole centers: 1 mm | |
| Application | High precision dosimetric measurements in any exposure scenario (e.g., very strong gradient fields). Only probe which enables compliance testing for frequencies up to 6 GHz with precision of better 30%. | |

Unless otherwise stated the results shown in this test report refer only to the sample(s) tested and such sample(s) are retained for 90 days only.
除非另有說明，此報告結果僅對測試之樣品負責，同時此樣品僅保留90天。本報告未經本公司書面許可，不可部份複製。
This document is issued by the Company subject to its General Conditions of Service printed overleaf, available on request or accessible at www.sgs.com/terms_and_conditions.htm and, for electronic format documents, subject to Terms and Conditions for Electronic Documents at www.sgs.com/terms_e-document.htm. Attention is drawn to the limitation of liability, indemnification and jurisdiction issues defined therein. Any holder of this document is advised that information contained hereon reflects the Company's findings at the time of its intervention only and within the limits of Client's instructions, if any. The Company's sole responsibility is to its Client and this document does not exonerate parties to a transaction from exercising all their rights and obligations under the transaction documents. This document cannot be reproduced except in full, without prior written approval of the Company. Any unauthorized alteration, forgery or falsification of the content or appearance of this document is unlawful and offenders may be prosecuted to the fullest extent of the law.

## SAM PHANTOM V4.0C

| | | |
|---|---|---|
| Construction | The shell corresponds to the specifications of the Specific Anthropomorphic Mannequin (SAM) phantom defined in IEEE 1528-200X, CENELEC 50361 and IEC 62209.<br>It enables the dosimetric evaluation of left and right hand phone usage as well as body mounted usage at the flat phantom region. A cover prevents evaporation of the liquid. Reference markings on the phantom allow the complete setup of all predefined phantom positions and measurement grids by manually teaching three points with the robot. | |
| Shell Thickness | 2 ± 0.2 mm | |
| Filling Volume | Approx. 25 liters | |
| Dimensions | Height: 210 mm;<br>Length: 1000 mm;<br>Width: 500 mm | |

## DEVICE HOLDER

| | | |
|---|---|---|
| Construction | The device holder (Supporter) for Notebook is made by POM (polyoxymethylene resin ) , which is non-metal and non-conductive. The height can be adjusted to fit varies kind of notebooks. | <br>Device Holder |

Unless otherwise stated the results shown in this test report refer only to the sample(s) tested and such sample(s) are retained for 90 days only.
除非另有說明，此報告結果僅對測試之樣品負責，同時此樣品僅保留90天。本報告未經本公司書面許可，不可部份複製。
This document is issued by the Company subject to its General Conditions of Service printed overleaf, available on request or accessible at www.sgs.com/terms_and_conditions.htm and, for electronic format documents, subject to Terms and Conditions for Electronic Documents at www.sgs.com/terms_e-document.htm. Attention is drawn to the limitation of liability, indemnification and jurisdiction issues defined therein. Any holder of this document is advised that information contained hereon reflects the Company's findings at the time of its intervention only and within the limits of Client's instructions, if any. The Company's sole responsibility is to its Client and this document does not exonerate parties to a transaction from exercising all their rights and obligations under the transaction documents. This document cannot be reproduced except in full, without prior written approval of the Company. Any unauthorized alteration, forgery or falsification of the content or appearance of this document is unlawful and offenders may be prosecuted to the fullest extent of the law.

## 1.8 SAR System Verification

The microwave circuit arrangement for system verification is sketched in Fig. b. The daily system accuracy verification occurs within the flat section of the SAM phantom. A SAR measurement was performed to see if the measured SAR was within +/- 10% from the target SAR values. These tests were done at 2450/5200/5300/5600/5800 MHz. The tests were conducted on the same days as the measurement of the DUT. The obtained results from the system accuracy verification are displayed in the table 1 (SAR values are normalized to 1W forward power delivered to the dipole). During the tests, the ambient temperature of the laboratory was 21.7°C, the relative humidity was 62% and the liquid depth above the ear reference points was ≥ 15 cm ± 5 mm (frequency ≤ 3 GHz) or ≥ 10 cm ± 5 mm (frequency > 3 G Hz) in all the cases. It is seen that the system is operating within its specification, as the results are within acceptable tolerance of the reference values.

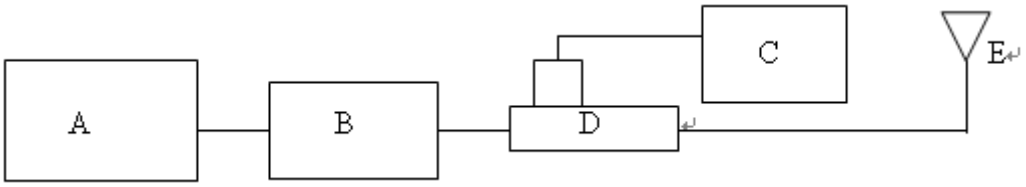


Fig. b The block diagram of system verification

A. Signal generator

B. Amplifier

C. Power meter

D. Dual directional coupling

E. Reference dipole antenna



Photograph of the dipole Antenna

Unless otherwise stated the results shown in this test report refer only to the sample(s) tested and such sample(s) are retained for 90 days only.
除非另有說明，此報告結果僅對測試之樣品負責，同時此樣品僅保留90天。本報告未經本公司書面許可，不可部份複製。
This document is issued by the Company subject to its General Conditions of Service printed overleaf, available on request or accessible at www.sgs.com/terms_and_conditions.htm and, for electronic format documents, subject to Terms and Conditions for Electronic Documents at www.sgs.com/terms_e-document.htm. Attention is drawn to the limitation of liability, indemnification and jurisdiction issues defined therein. Any holder of this document is advised that information contained hereon reflects the Company's findings at the time of its intervention only and within the limits of Client's instructions, if any. The Company's sole responsibility is to its Client and this document does not exonerate parties to a transaction from exercising all their rights and obligations under the transaction documents. This document cannot be reproduced except in full, without prior written approval of the Company. Any unauthorized alteration, forgery or falsification of the content or appearance of this document is unlawful and offenders may be prosecuted to the fullest extent of the law.

| Validation Kit | S/N | Frequency (MHz) | | Target SAR (1g) (Pin=250mW) (mW/g) | Measured SAR (1g)(mW/g) | Deviation (%) | Measured Date |
|---|---|---|---|---|---|---|---|
| D2450V2 | 727 | 2450 | Body | 13.2 | 13.7 | -3.79% | Aug. 01,2013 |
| D5GHzV2 | 1104 | 5200 | Body | 7.64 | 7.41 | 3.01% | Aug. 02,2013 |
| | | | Body | 7.64 | 7.3 | 4.45% | Aug. 03,2013 |
| | | 5300 | Body | 7.77 | 7.68 | 1.16% | Aug. 04,2013 |
| | | 5600 | Body | 8.25 | 8.37 | -1.45% | Aug. 07,2013 |
| | | | Body | 8.25 | 8.39 | -1.70% | Aug. 08,2013 |
| | | 5800 | Body | 7.6 | 7.71 | -1.45% | Aug. 09,2013 |
| | | | Body | 7.6 | 7.65 | -0.66% | Aug. 10,2013 |

Table 1. Results of system validation

Unless otherwise stated the results shown in this test report refer only to the sample(s) tested and such sample(s) are retained for 90 days only.
除非另有說明，此報告結果僅對測試之樣品負責，同時此樣品僅保留90天。本報告未經本公司書面許可，不可部份複製。

This document is issued by the Company subject to its General Conditions of Service printed overleaf, available on request or accessible at www.sgs.com/terms_and_conditions.htm and, for electronic format documents, subject to Terms and Conditions for Electronic Documents at www.sgs.com/terms_e-document.htm. Attention is drawn to the limitation of liability, indemnification and jurisdiction issues defined therein. Any holder of this document is advised that information contained hereon reflects the Company's findings at the time of its intervention only and within the limits of Client's instructions, if any. The Company's sole responsibility is to its Client and this document does not exonerate parties to a transaction from exercising all their rights and obligations under the transaction documents. This document cannot be reproduced except in full, without prior written approval of the Company. Any unauthorized alteration, forgery or falsification of the content or appearance of this document is unlawful and offenders may be prosecuted to the fullest extent of the law.

## 1.9 Tissue Simulant Fluid for the Frequency Band

The dielectric properties for this body-simulant fluid were measured by using the Agilent Model 85070E Dielectric Probe (rates frequency band 200 MHz to 20 GHz) in conjunction with Network Analyzer (30 KHz-6000 MHz).

All dielectric parameters of tissue simulates were measured within 24 hours of SAR measurements. The depth of the tissue simulant in the flat section of the phantom was ≥ 15 cm ± 5 mm (Frequency ≤3G) or ≥ 10 cm ± 5 mm (Frequency >3G) during all tests. (Fig. 2)

| Tissue Type | Measurement Date | Measured Frequency (MHz) | Target Dielectric Constant, εr | Target Conductivity, σ (S/m) | Measured Dielectric Constant, εr | Measured Conductivity, σ (S/m) | % dev εr | % dev σ |
|---|---|---|---|---|---|---|---|---|
| Body | Aug. 01,2013 | 2412 | 52.751 | 1.914 | 54.314 | 1.983 | -2.96% | -3.61% |
| | | 2437 | 52.717 | 1.938 | 54.209 | 2.017 | -2.83% | -4.10% |
| | | 2450 | 52.700 | 1.950 | 54.040 | 2.030 | -2.54% | -4.10% |
| | | 2462 | 52.685 | 1.967 | 54.000 | 2.047 | -2.50% | -4.07% |
| | Aug. 02,2013 | 5180 | 49.041 | 5.276 | 49.536 | 5.255 | -1.01% | 0.40% |
| | | 5190 | 49.028 | 5.288 | 49.512 | 5.270 | -0.99% | 0.34% |
| | | 5200 | 49.014 | 5.299 | 49.489 | 5.284 | -0.97% | 0.28% |
| | | 5230 | 48.974 | 5.334 | 49.438 | 5.333 | -0.95% | 0.02% |
| | | 5240 | 48.960 | 5.346 | 49.421 | 5.345 | -0.94% | 0.02% |
| | Aug. 03,2013 | 5190 | 49.028 | 5.288 | 49.520 | 5.277 | -1.00% | 0.21% |
| | | 5200 | 49.014 | 5.299 | 49.498 | 5.291 | -0.99% | 0.15% |
| | | 5220 | 48.987 | 5.323 | 49.456 | 5.325 | -0.96% | -0.04% |
| | | 5230 | 48.974 | 5.334 | 49.447 | 5.340 | -0.97% | -0.11% |
| | | 5240 | 48.960 | 5.346 | 49.429 | 5.352 | -0.96% | -0.11% |
| | Aug. 04,2013 | 5260 | 48.933 | 5.369 | 49.471 | 5.371 | -1.10% | -0.04% |
| | | 5300 | 48.879 | 5.416 | 49.264 | 5.425 | -0.79% | -0.17% |
| | | 5320 | 48.851 | 5.439 | 49.216 | 5.459 | -0.75% | -0.37% |
| | Aug. 07,2013 | 5500 | 48.607 | 5.650 | 48.851 | 5.715 | -0.50% | -1.15% |
| | | 5510 | 48.594 | 5.661 | 48.822 | 5.727 | -0.47% | -1.17% |
| | | 5520 | 48.580 | 5.673 | 48.797 | 5.742 | -0.45% | -1.22% |
| | | 5560 | 48.526 | 5.720 | 48.702 | 5.805 | -0.36% | -1.49% |
| | | 5580 | 48.499 | 5.743 | 48.672 | 5.842 | -0.36% | -1.72% |
| | | 5600 | 48.471 | 5.766 | 48.651 | 5.865 | -0.37% | -1.72% |
| | | 5670 | 48.376 | 5.848 | 48.476 | 5.970 | -0.21% | -2.09% |
| | | 5700 | 48.336 | 5.883 | 48.458 | 6.018 | -0.25% | -2.29% |

Unless otherwise stated the results shown in this test report refer only to the sample(s) tested and such sample(s) are retained for 90 days only.
除非另有說明，此報告結果僅對測試之樣品負責，同時此樣品僅保留90天。本報告未經本公司書面許可，不可部份複製。
This document is issued by the Company subject to its General Conditions of Service printed overleaf, available on request or accessible at www.sgs.com/terms_and_conditions.htm and, for electronic format documents, subject to Terms and Conditions for Electronic Documents at www.sgs.com/terms_e-document.htm. Attention is drawn to the limitation of liability, indemnification and jurisdiction issues defined therein. Any holder of this document is advised that information contained hereon reflects the Company's findings at the time of its intervention only and within the limits of Client's instructions, if any. The Company's sole responsibility is to its Client and this document does not exonerate parties to a transaction from exercising all their rights and obligations under the transaction documents. This document cannot be reproduced except in full, without prior written approval of the Company. Any unauthorized alteration, forgery or falsification of the content or appearance of this document is unlawful and offenders may be prosecuted to the fullest extent of the law.

| Tissue Type | Measurement Date | Measured Frequency (MHz) | Target Dielectric Constant, εr | Target Conductivity, σ (S/m) | Measured Dielectric Constant, εr | Measured Conductivity, σ (S/m) | % dev εr | % dev σ |
|---|---|---|---|---|---|---|---|---|
| Body | Aug. 8,2013 | 5500 | 48.607 | 5.650 | 48.843 | 5.704 | -0.49% | -0.96% |
| | | 5540 | 48.553 | 5.696 | 48.742 | 5.758 | -0.39% | -1.09% |
| | | 5580 | 48.499 | 5.743 | 48.664 | 5.835 | -0.34% | -1.60% |
| | | 5600 | 48.471 | 5.766 | 48.643 | 5.854 | -0.35% | -1.53% |
| | | 5700 | 48.336 | 5.883 | 48.451 | 6.011 | -0.24% | -2.18% |
| | Aug. 9,2013 | 5745 | 48.275 | 5.936 | 48.354 | 6.067 | -0.16% | -2.21% |
| | | 5765 | 48.248 | 5.959 | 48.292 | 6.105 | -0.09% | -2.45% |
| | | 5785 | 48.220 | 5.982 | 48.267 | 6.147 | -0.10% | -2.76% |
| | | 5800 | 48.200 | 6.000 | 48.262 | 6.170 | -0.13% | -2.83% |
| | | 5805 | 48.193 | 6.006 | 48.257 | 6.177 | -0.13% | -2.85% |
| | | 5825 | 48.166 | 6.029 | 48.234 | 6.199 | -0.14% | -2.82% |
| | Aug. 10,2013 | 5745 | 48.275 | 5.936 | 48.344 | 6.057 | -0.14% | -2.04% |
| | | 5785 | 48.220 | 5.982 | 48.259 | 6.139 | -0.08% | -2.62% |
| | | 5800 | 48.200 | 6.000 | 48.254 | 6.161 | -0.11% | -2.68% |
| | | 5805 | 48.193 | 6.006 | 48.249 | 6.168 | -0.12% | -2.70% |
| | | 5825 | 48.166 | 6.029 | 48.226 | 6.190 | -0.12% | -2.67% |

Table 2. Dielectric Parameters of Tissue Simulant Fluid

The composition of the brain tissue simulating liquid:

| Frequency (MHz) | Mode | Ingredient | | | | | | Total amount |
|---|---|---|---|---|---|---|---|---|
| | | DGMBE | Water | Salt | Preventol D-7 | Cellulose | Sugar | |
| 2450M | Body | 301.7ml | 698.3ml | — | — | — | — | 1.0L(Kg) |

Simulating Liquids for 5 GHz, Manufactured by SPEAG:

| Ingredients | Water | Esters, Emulsifiers, Inhibitors | Sodium and Salt |
|---|---|---|---|
| (% by weight) | 60-80 | 20-40 | 0-1.5 |

Table 3. Recipes for Tissue Simulating Liquid

Unless otherwise stated the results shown in this test report refer only to the sample(s) tested and such sample(s) are retained for 90 days only.
除非另有說明，此報告結果僅對測試之樣品負責，同時此樣品僅保留90天。本報告未經本公司書面許可，不可部份複製。
This document is issued by the Company subject to its General Conditions of Service printed overleaf, available on request or accessible at www.sgs.com/terms_and_conditions.htm and, for electronic format documents, subject to Terms and Conditions for Electronic Documents at www.sgs.com/terms_e-document.htm. Attention is drawn to the limitation of liability, indemnification and jurisdiction issues defined therein. Any holder of this document is advised that information contained hereon reflects the Company's findings at the time of its intervention only and within the limits of Client's instructions, if any. The Company's sole responsibility is to its Client and this document does not exonerate parties to a transaction from exercising all their rights and obligations under the transaction documents. This document cannot be reproduced except in full, without prior written approval of the Company. Any unauthorized alteration, forgery or falsification of the content or appearance of this document is unlawful and offenders may be prosecuted to the fullest extent of the law.

## 1.10 Evaluation Procedures

The entire evaluation of the spatial peak values is performed within the Post-processing engine (SEMCAD). The system always gives the maximum values for the 1 g and 10 g cubes. The algorithm to find the cube with highest averaged SAR is divided into the following stages:

1. The extraction of the measured data (grid and values) from the Zoom Scan.
2. The calculation of the SAR value at every measurement point based on all stored data (A/D values and measurement parameters)
3. The generation of a high-resolution mesh within the measured volume
4. The interpolation of all measured values from the measurement grid to the high-resolution grid
5. The extrapolation of the entire 3-D field distribution to the phantom surface over the distance from sensor to surface
6. The calculation of the averaged SAR within masses of 1g and 10g.

The probe is calibrated at the center of the dipole sensors that is located 1 to 2.7mm away from the probe tip. During measurements, the probe stops shortly above the phantom surface, depending on the probe and the surface detecting system. Both distances are included as parameters in the probe configuration file. The software always knows exactly how far away the measured point is from the surface. As the probe cannot directly measure at the surface, the values between the deepest measured point and the surface must be extrapolated. The angle between the probe axis and the surface normal line is less than 30 degree.

In the Area Scan, the gradient of the interpolation function is evaluated to find all the extreme of the SAR distribution. The uncertainty on the locations of the extreme is less than 1/20 of the grid size. Only local maximum within –2 dB of the global maximum are searched and passed for the Cube Scan measurement. In the Cube Scan, the interpolation function is used to extrapolate the Peak SAR from the lowest measurement points to the inner phantom surface (the extrapolation distance). The uncertainty increases with the extrapolation distance. To keep the uncertainty within 1% for the 1 g and 10 g cubes, the extrapolation distance should not be larger than 5mm.

The maximum search is automatically performed after each area scan measurement. It is based on splines in two or three dimensions. The procedure can find the maximum for most SAR distributions even with relatively large grid spacing. After the area scanning measurement, the probe is automatically moved to a position at the interpolated maximum. The following scan can directly use this position for reference, e.g., for a finer resolution grid or the cube evaluations. The 1g and 10g peak evaluations are only available for the predefined cube 7x7x7 scans. The routines are verified and optimized for the grid dimensions used in these cube measurements.

Unless otherwise stated the results shown in this test report refer only to the sample(s) tested and such sample(s) are retained for 90 days only.
除非另有說明，此報告結果僅對測試之樣品負責，同時此樣品僅保留90天。本報告未經本公司書面許可，不可部份複製。
This document is issued by the Company subject to its General Conditions of Service printed overleaf, available on request or accessible at www.sgs.com/terms_and_conditions.htm and, for electronic format documents, subject to Terms and Conditions for Electronic Documents at www.sgs.com/terms_e-document.htm. Attention is drawn to the limitation of liability, indemnification and jurisdiction issues defined therein. Any holder of this document is advised that information contained hereon reflects the Company's findings at the time of its intervention only and within the limits of Client's instructions, if any. The Company's sole responsibility is to its Client and this document does not exonerate parties to a transaction from exercising all their rights and obligations under the transaction documents. This document cannot be reproduced except in full, without prior written approval of the Company. Any unauthorized alteration, forgery or falsification of the content or appearance of this document is unlawful and offenders may be prosecuted to the fullest extent of the law.

The measured volume of 30x30x30mm contains about 30g of tissue.
The first procedure is an extrapolation (incl. Boundary correction) to get the points between the lowest measured plane and the surface. The next step uses 3D interpolation to get all points within the measured volume. In the last step, a 1g cube is placed numerically into the volume and its averaged SAR is calculated. This cube is the moved around until the highest averaged SAR is found. If the highest SAR is found at the edge of the measured volume, the system will issue a warning: higher SAR values might be found outside of the measured volume. In that case the cube measurement can be repeated, using the new interpolated maximum as the center.

Unless otherwise stated the results shown in this test report refer only to the sample(s) tested and such sample(s) are retained for 90 days only.
除非另有說明，此報告結果僅對測試之樣品負責，同時此樣品僅保留90天。本報告未經本公司書面許可，不可部份複製。
This document is issued by the Company subject to its General Conditions of Service printed overleaf, available on request or accessible at www.sgs.com/terms_and_conditions.htm and, for electronic format documents, subject to Terms and Conditions for Electronic Documents at www.sgs.com/terms_e-document.htm. Attention is drawn to the limitation of liability, indemnification and jurisdiction issues defined therein. Any holder of this document is advised that information contained hereon reflects the Company's findings at the time of its intervention only and within the limits of Client's instructions, if any. The Company's sole responsibility is to its Client and this document does not exonerate parties to a transaction from exercising all their rights and obligations under the transaction documents. This document cannot be reproduced except in full, without prior written approval of the Company. Any unauthorized alteration, forgery or falsification of the content or appearance of this document is unlawful and offenders may be prosecuted to the fullest extent of the law.
SGS Taiwan Ltd. 台灣檢驗科技股份有限公司
No.134,Wu Kung Road, New Taipei Industrial Park, Wuku District, New Taipei City, Taiwan 24803/新北市五股區新北產業園區五工路 134 號
t (886-2) 2299-3279 f (886-2) 2298-0488 www.tw.sgs.com
Member of SGS Group

## 1.11 Probe Calibration Procedures

For the calibration of E-field probes in lossy liquids, an electric field with an accurately known field strength must be produced within the measured liquid. For standardization purposes it would be desirable if all measurements which are necessary to assess the correct field strength would be traceable to standardized measurement procedures. In the following two different calibration techniques are summarized:

### 1.11.1 Transfer Calibration with Temperature Probes

In lossy liquids the specific absorption rate (SAR) is related both to the electric field ($E$) and the temperature gradient ($\delta T / \delta t$) in the liquid.

$$SAR = \frac{\sigma}{\rho}|E|^2 = c\,\frac{\delta T}{\delta t}$$

whereby σ is the conductivity, ρ the density and c the heat capacity of the liquid.

Hence, the electric field in lossy liquid can be measured indirectly by measuring the temperature gradient in the liquid. Non-disturbing temperature probes (optical probes or thermistor probes with resistive lines) with high spatial resolution (<1-2 mm) and fast reaction time (<1 s) are available and can be easily calibrated with high precision [1]. The setup and the exciting source have no influence on the calibration; only the relative positioning uncertainties of the standard temperature probe and the E-field probe to be calibrated must be considered. However, several problems limit the available accuracy of probe calibrations with temperature probes:

- The temperature gradient is not directly measurable but must be evaluated from temperature measurements at different time steps. Special precaution is necessary to avoid measurement errors caused by temperature gradients due to energy equalizing effects or convection currents in the liquid. Such effects cannot be completely avoided, as the measured field itself destroys the thermal equilibrium in the liquid. With a careful setup these errors can be kept small.
- The measured volume around the temperature probe is not well defined. It is difficult to calculate the energy transfer from a surrounding gradient temperature field into the probe. These effects must be considered, since temperature probes are calibrated in liquid with homogeneous temperatures. There is no traceable standard for temperature rise measurements.
- The calibration depends on the assessment of the specific density, the heat capacity and the conductivity of the medium. While the specific density and heat capacity can be measured accurately with standardized procedures (~ 2% for c; much better for ρ) , there is no standard for the measurement of the conductivity. Depending on the method and liquid, the error can well exceed ±5%.
- Temperature rise measurements are not very sensitive and therefore are often

Unless otherwise stated the results shown in this test report refer only to the sample(s) tested and such sample(s) are retained for 90 days only.
除非另有說明，此報告結果僅對測試之樣品負責，同時此樣品僅保留90天。本報告未經本公司書面許可，不可部份複製。
This document is issued by the Company subject to its General Conditions of Service printed overleaf, available on request or accessible at www.sgs.com/terms_and_conditions.htm and, for electronic format documents, subject to Terms and Conditions for Electronic Documents at www.sgs.com/terms_e-document.htm. Attention is drawn to the limitation of liability, indemnification and jurisdiction issues defined therein. Any holder of this document is advised that information contained hereon reflects the Company's findings at the time of its intervention only and within the limits of Client's instructions, if any. The Company's sole responsibility is to its Client and this document does not exonerate parties to a transaction from exercising all their rights and obligations under the transaction documents. This document cannot be reproduced except in full, without prior written approval of the Company. Any unauthorized alteration, forgery or falsification of the content or appearance of this document is unlawful and offenders may be prosecuted to the fullest extent of the law.

performed at a higher power level than the E-field measurements. The nonlinearities in the system (e.g., power measurements, different components, etc.) must be considered.

Considering these problems, the possible accuracy of the calibration of E-field probes with temperature gradient measurements in a carefully designed setup is about ±10% (RSS) [2]. Recently, a setup which is a combination of the waveguide techniques and the thermal measurements was presented in [3]. The estimated uncertainty of the setup is ±5% (RSS) when the same liquid is used for the calibration and for actual measurements and ±7-9% (RSS) when not, which is in good agreement with the estimates given in [2].

### 1.11.2 Calibration with Analytical Fields

In this method a technical setup is used in which the field can be calculated analytically from measurements of other physical magnitudes (e.g., input power). This corresponds to the standard field method for probe calibration in air; however, there is no standard defined for fields in lossy liquids.

When using calculated fields in lossy liquids for probe calibration, several points must be considered in the assessment of the uncertainty:

- The setup must enable accurate determination of the incident power.
- The accuracy of the calculated field strength will depend on the assessment of the dielectric parameters of the liquid.
- Due to the small wavelength in liquids with high permittivity, even small setups might be above the resonant cutoff frequencies. The field distribution in the setup must be carefully checked for conformity with the theoretical field distribution.

### References

[1] N. Kuster, Q. Balzano, and J.C. Lin, Eds., *Mobile Communications Safety*, Chapman & Hall, London, 1997.

[2] K. Meier, M. Burkhardt, T. Schmid, and N. Kuster, \Broadband calibration of E-field probes in lossy media", *IEEE Transactions on Microwave Theory and Techniques*, vol. 44, no. 10, pp. 1954{1962, Oct. 1996.

[3] K. Jokela, P. Hyysalo, and L. Puranen, \Calibration of specific absorption rate (SAR) probes in waveguide at 900 MHz", *IEEE Transactions on Instrumentation and Measurements*, vol. 47, no. 2, pp. 432{438, Apr. 1998.

Unless otherwise stated the results shown in this test report refer only to the sample(s) tested and such sample(s) are retained for 90 days only.
除非另有說明，此報告結果僅對測試之樣品負責，同時此樣品僅保留90天。本報告未經本公司書面許可，不可部份複製。
This document is issued by the Company subject to its General Conditions of Service printed overleaf, available on request or accessible at www.sgs.com/terms_and_conditions.htm and, for electronic format documents, subject to Terms and Conditions for Electronic Documents at www.sgs.com/terms_e-document.htm. Attention is drawn to the limitation of liability, indemnification and jurisdiction issues defined therein. Any holder of this document is advised that information contained hereon reflects the Company's findings at the time of its intervention only and within the limits of Client's instructions, if any. The Company's sole responsibility is to its Client and this document does not exonerate parties to a transaction from exercising all their rights and obligations under the transaction documents. This document cannot be reproduced except in full, without prior written approval of the Company. Any unauthorized alteration, forgery or falsification of the content or appearance of this document is unlawful and offenders may be prosecuted to the fullest extent of the law.

## 1.12 Test Standards and Limits

According to FCC 47CFR §2.1093(d) The limits to be used for evaluation are based generally on criteria published by the American National Standards Institute (ANSI) for localized specific absorption rate ("SAR") in Section 4.2 of "IEEE Standard for Safety Levels with Respect to Human Exposure to Radio Frequency Electromagnetic Fields, 3 kHz to 300 GHz," ANSI/IEEE C95.1–1992, Copyright 1992 by the Institute of Electrical and Electronics Engineers, Inc., New York, New York 10017. These criteria for SAR evaluation are similar to those recommended by the National Council on Radiation Protection and Measurements (NCRP) in "Biological Effects and Exposure Criteria for Radio frequency Electromagnetic Fields," NCRP Report No. 86, Section 17.4.5. Copyright NCRP, 1986, Bethesda, Maryland 20814. SAR is a measure of the rate of energy absorption due to exposure to an RF transmitting source. SAR values have been related to threshold levels for potential biological hazards. The criteria to be used are specified in paragraphs (d)(1) and (d)(2) of this section and shall apply for portable devices transmitting in the frequency range from 100 kHz to 6 GHz. Portable devices that transmit at frequencies above 6 GHz are to be evaluated in terms of the MPE limits specified in § 1.1310 of this chapter. Measurements and calculations to demonstrate compliance with MPE field strength or power density limits for devices operating above 6 GHz should be made at a minimum distance of 5 cm from the radiating source.

(1) Limits for Occupational/Controlled exposure: 0.4 W/kg as averaged over the whole-body and spatial peak SAR not exceeding 8 W/kg as averaged over any 1 gram of tissue (defined as a tissue volume in the shape of a cube). Exceptions are the hands, wrists, feet and ankles where the spatial peak SAR shall not exceed 20 W/kg, as averaged over an 10 grams of tissue (defined as a tissue volume in the shape of a cube).

(2) Occupational/Controlled limits apply when persons are exposed as a consequence of their employment provided these persons are fully aware of and exercise control over their exposure. Awareness of exposure can be accomplished by use of warning labels or by specific training or education through appropriate means, such as an RF safety program in a work environment.

(3) Limits for General Population/Uncontrolled exposure: 0.08 W/kg as averaged over the whole-body and spatial peak SAR not exceeding 1.6 W/kg as averaged over any 1 gram of tissue (defined as a tissue volume in the shape of a cube). Exceptions are the hands, wrists, feet and ankles where the spatial peak SAR shall not exceed 4 W/kg, as averaged over any 10 grams of tissue (defined as a tissue volume in the shape of a cube). General Population/Uncontrolled limits apply when the general public may be exposed, or when persons that are exposed as a consequence of their employment may not be fully aware of the potential for exposure or do not exercise control over their exposure. Warning labels placed on consumer devices such as cellular telephones will not be sufficient reason to allow these devices to be evaluated subject to limits for occupational/controlled exposure in paragraph (d)(1)

Unless otherwise stated the results shown in this test report refer only to the sample(s) tested and such sample(s) are retained for 90 days only.
除非另有說明，此報告結果僅對測試之樣品負責，同時此樣品僅保留90天。本報告未經本公司書面許可，不可部份複製。
This document is issued by the Company subject to its General Conditions of Service printed overleaf, available on request or accessible at www.sgs.com/terms_and_conditions.htm and, for electronic format documents, subject to Terms and Conditions for Electronic Documents at www.sgs.com/terms_e-document.htm. Attention is drawn to the limitation of liability, indemnification and jurisdiction issues defined therein. Any holder of this document is advised that information contained hereon reflects the Company's findings at the time of its intervention only and within the limits of Client's instructions, if any. The Company's sole responsibility is to its Client and this document does not exonerate parties to a transaction from exercising all their rights and obligations under the transaction documents. This document cannot be reproduced except in full, without prior written approval of the Company. Any unauthorized alteration, forgery or falsification of the content or appearance of this document is unlawful and offenders may be prosecuted to the fullest extent of the law.

of this section. (Table 4.)

| Human Exposure | Uncontrolled Environment General Population | Controlled Environment Occupational |
|---|---|---|
| Spatial Peak SAR (Brain) | 1.60 m W/g | 8.00 m W/g |
| Spatial Average SAR (Whole Body) | 0.08 m W/g | 0.40 m W/g |
| Spatial Peak SAR (Hands/Feet/Ankle/Wrist) | 4.00 m W/g | 20.00 m W/g |

Table 4. RF exposure limits

Notes:
1. Uncontrolled environments are defined as locations where there is potential exposure of individuals who have no knowledge or control of their potential exposure.
2. Controlled environments are defined as locations where there is potential exposure of individuals who have knowledge of their potential exposure and can exercise control over their exposure.

Unless otherwise stated the results shown in this test report refer only to the sample(s) tested and such sample(s) are retained for 90 days only.
除非另有說明，此報告結果僅對測試之樣品負責，同時此樣品僅保留90天。本報告未經本公司書面許可，不可部份複製。
This document is issued by the Company subject to its General Conditions of Service printed overleaf, available on request or accessible at www.sgs.com/terms_and_conditions.htm and, for electronic format documents, subject to Terms and Conditions for Electronic Documents at www.sgs.com/terms_e-document.htm. Attention is drawn to the limitation of liability, indemnification and jurisdiction issues defined therein. Any holder of this document is advised that information contained hereon reflects the Company's findings at the time of its intervention only and within the limits of Client's instructions, if any. The Company's sole responsibility is to its Client and this document does not exonerate parties to a transaction from exercising all their rights and obligations under the transaction documents. This document cannot be reproduced except in full, without prior written approval of the Company. Any unauthorized alteration, forgery or falsification of the content or appearance of this document is unlawful and offenders may be prosecuted to the fullest extent of the law.
SGS Taiwan Ltd. 台灣檢驗科技股份有限公司
No.134,Wu Kung Road, New Taipei Industrial Park, Wuku District, New Taipei City, Taiwan 24803/新北市五股區新北產業園區五工路 134 號
t (886-2) 2299-3279 f (886-2) 2298-0488 www.tw.sgs.com
Member of SGS Group

# 2. Summary of Results

| Band | Position | Antenna | CH | Freq. (MHz) | Max. Rated Avg. Power + Max. Tolerance (dBm) | Measured Avg. Power (dBm) | Scaling | Averaged SAR over 1g (W/kg) | | Plot page |
|---|---|---|---|---|---|---|---|---|---|---|
| | | | | | | | | Measured | Reported | |
| WLAN802.11b | Lap-held | Main | 1 | 2412 | 16.00 | 15.95 | 1.16% | 1.04 | 1.052 | - |
| | Lap-held | Main | 6 | 2437 | 16.10 | 15.94 | 3.75% | 1.09 | 1.131 | - |
| | Lap-held | Main | 11 | 2462 | 16.20 | 15.98 | 5.20% | 1.18 | 1.241 | - |
| | Lap-held* | Main | 11 | 2462 | 16.20 | 15.98 | 5.20% | 1.2 | 1.262 | 50 |
| | Left edge | Main | 1 | 2412 | 16.00 | 15.95 | 1.16% | 0.746 | 0.755 | - |
| | Left edge | Main | 6 | 2437 | 16.10 | 15.94 | 3.75% | 1.01 | 1.048 | - |
| | Left edge | Main | 11 | 2462 | 16.20 | 15.98 | 5.20% | 0.992 | 1.044 | - |
| WLAN802.11a 5.2G | Lap-held | Main | 36 | 5180 | 12.08 | 11.95 | 3.04% | 0.966 | 0.995 | - |
| | Lap-held* | Main | 36 | 5180 | 12.08 | 11.95 | 3.04% | 0.977 | 1.007 | 51 |
| | Lap-held | Main | 48 | 5240 | 12.42 | 12.35 | 1.62% | 0.942 | 0.957 | - |
| | Left edge | Main | 48 | 5240 | 12.42 | 12.35 | 1.62% | 0.733 | 0.745 | - |
| WLAN802.11n (40M) 5.2G | Lap-held | Main | 38 | 5190 | 12.67 | 12.43 | 5.68% | 0.89 | 0.941 | 52 |
| | Lap-held* | Main | 38 | 5190 | 12.67 | 12.43 | 5.68% | 0.812 | 0.858 | - |
| | Lap-held | Main | 46 | 5230 | 12.69 | 12.52 | 3.99% | 0.816 | 0.849 | - |
| | Left edge | Main | 46 | 5230 | 12.69 | 12.52 | 3.99% | 0.684 | 0.711 | - |
| WLAN802.11a 5.3G | Lap-held | Main | 52 | 5260 | 12.99 | 12.98 | 0.23% | 0.961 | 0.963 | 53 |
| | Lap-held* | Main | 52 | 5260 | 12.99 | 12.98 | 0.23% | 0.914 | 0.916 | - |
| | Lap-held | Main | 64 | 5320 | 12.31 | 12.30 | 0.23% | 0.864 | 0.866 | - |
| | Left edge | Main | 52 | 5260 | 12.99 | 12.98 | 0.23% | 0.827 | 0.829 | - |
| | Left edge | Main | 64 | 5320 | 12.31 | 12.30 | 0.23% | 0.716 | 0.718 | - |
| WLAN802.11a 5.6G | Lap-held | Main | 104 | 5520 | 12.30 | 12.30 | 0.00% | 0.934 | 0.934 | - |
| | Lap-held | Main | 112 | 5560 | 12.06 | 12.05 | 0.23% | 1.24 | 1.243 | 54 |
| | Lap-held* | Main | 112 | 5560 | 12.06 | 12.05 | 0.23% | 1.16 | 1.163 | - |
| | Lap-held | Main | 140 | 5700 | 11.79 | 11.64 | 3.51% | 1.02 | 1.056 | - |
| | Left edge | Main | 104 | 5520 | 12.30 | 12.30 | 0.00% | 0.907 | 0.907 | - |
| | Left edge | Main | 112 | 5560 | 12.06 | 12.05 | 0.23% | 0.974 | 0.976 | - |
| | Left edge | Main | 140 | 5700 | 11.79 | 11.64 | 3.51% | 0.745 | 0.771 | - |

Test distance is 0mm.

* - repeated at the highest SAR measurement according to the FCC KDB 865664

Unless otherwise stated the results shown in this test report refer only to the sample(s) tested and such sample(s) are retained for 90 days only.
除非另有說明，此報告結果僅對測試之樣品負責，同時此樣品僅保留90天。本報告未經本公司書面許可，不可部份複製。

This document is issued by the Company subject to its General Conditions of Service printed overleaf, available on request or accessible at www.sgs.com/terms_and_conditions.htm and, for electronic format documents, subject to Terms and Conditions for Electronic Documents at www.sgs.com/terms_e-document.htm. Attention is drawn to the limitation of liability, indemnification and jurisdiction issues defined therein. Any holder of this document is advised that information contained hereon reflects the Company's findings at the time of its intervention only and within the limits of Client's instructions, if any. The Company's sole responsibility is to its Client and this document does not exonerate parties to a transaction from exercising all their rights and obligations under the transaction documents. This document cannot be reproduced except in full, without prior written approval of the Company. Any unauthorized alteration, forgery or falsification of the content or appearance of this document is unlawful and offenders may be prosecuted to the fullest extent of the law.

| Band | Position | Antenna | CH | Freq. (MHz) | Max. Rated Avg. Power + Max. Tolerance (dBm) | Measured Avg. Power (dBm) | Scaling | Averaged SAR over 1g (W/kg) | | Plot page |
|---|---|---|---|---|---|---|---|---|---|---|
| | | | | | | | | Measured | Reported | |
| WLAN802.11n (20M) 5.6G | Lap-held | Main | 100 | 5500 | 12.37 | 12.19 | 4.23% | 0.92 | 0.959 | - |
| | Lap-held | Main | 116 | 5580 | 12.54 | 12.37 | 3.99% | 1.03 | 1.071 | - |
| | Lap-held | Main | 140 | 5700 | 12.04 | 11.96 | 1.86% | 1.13 | 1.151 | - |
| | Lap-held* | Main | 140 | 5700 | 12.04 | 11.96 | 1.86% | 1.17 | 1.192 | 55 |
| | Left edge | Main | 100 | 5500 | 12.37 | 12.19 | 4.23% | 0.815 | 0.849 | - |
| | Left edge | Main | 116 | 5580 | 12.54 | 12.37 | 3.99% | 1.02 | 1.061 | - |
| | Left edge | Main | 140 | 5700 | 12.04 | 11.96 | 1.86% | 0.834 | 0.850 | - |
| WLAN802.11n (40M) 5.6G | Lap-held | Main | 102 | 5510 | 12.41 | 12.26 | 3.51% | 1.19 | 1.232 | 56 |
| | Lap-held* | Main | 102 | 5510 | 12.41 | 12.26 | 3.51% | 1.11 | 1.149 | - |
| | Lap-held | Main | 134 | 5670 | 12.01 | 11.81 | 4.71% | 1.1 | 1.152 | - |
| | Left edge | Main | 102 | 5510 | 12.41 | 12.26 | 3.51% | 0.774 | 0.801 | - |
| | Left edge | Main | 134 | 5670 | 12.01 | 11.81 | 4.71% | 0.816 | 0.854 | - |
| WLAN802.11a 5.8G | Lap-held | Main | 149 | 5745 | 12.20 | 12.08 | 2.80% | 1.08 | 1.110 | - |
| | Lap-held | Main | 157 | 5785 | 12.10 | 12.04 | 1.39% | 1.12 | 1.136 | - |
| | Lap-held* | Main | 157 | 5785 | 12.10 | 12.04 | 1.39% | 1.18 | 1.196 | 57 |
| | Lap-held | Main | 161 | 5805 | 12.08 | 11.78 | 7.15% | 1.09 | 1.168 | - |
| | Lap-held | Main | 165 | 5825 | 12.30 | 12.14 | 3.75% | 1.06 | 1.100 | - |
| | Left edge | Main | 149 | 5745 | 12.20 | 12.08 | 2.80% | 0.834 | 0.857 | - |
| | Left edge | Main | 157 | 5785 | 12.10 | 12.04 | 1.39% | 0.798 | 0.809 | - |
| | Left edge | Main | 161 | 5805 | 12.08 | 11.78 | 7.15% | 0.799 | 0.856 | - |
| | Left edge | Main | 165 | 5825 | 12.30 | 12.14 | 3.75% | 0.814 | 0.845 | - |

Test distance is 0mm.

* - repeated at the highest SAR measurement according to the FCC KDB 865664

Unless otherwise stated the results shown in this test report refer only to the sample(s) tested and such sample(s) are retained for 90 days only.
除非另有說明，此報告結果僅對測試之樣品負責，同時此樣品僅保留90天。本報告未經本公司書面許可，不可部份複製。

This document is issued by the Company subject to its General Conditions of Service printed overleaf, available on request or accessible at www.sgs.com/terms_and_conditions.htm and, for electronic format documents, subject to Terms and Conditions for Electronic Documents at www.sgs.com/terms_e-document.htm. Attention is drawn to the limitation of liability, indemnification and jurisdiction issues defined therein. Any holder of this document is advised that information contained hereon reflects the Company's findings at the time of its intervention only and within the limits of Client's instructions, if any. The Company's sole responsibility is to its Client and this document does not exonerate parties to a transaction from exercising all their rights and obligations under the transaction documents. This document cannot be reproduced except in full, without prior written approval of the Company. Any unauthorized alteration, forgery or falsification of the content or appearance of this document is unlawful and offenders may be prosecuted to the fullest extent of the law.

| Band | Position | Antenna | CH | Freq. (MHz) | Max. Rated Avg. Power + Max. Tolerance (dBm) | Measured Avg. Power (dBm) | Scaling | Averaged SAR over 1g (W/kg) | | Plot page |
|---|---|---|---|---|---|---|---|---|---|---|
| | | | | | | | | Measured | Reported | |
| WLAN802.11b | Lap-held | Aux | 1 | 2412 | 16.00 | 15.84 | 3.75% | 1.2 | 1.245 | 58 |
| | Lap-held* | Aux | 1 | 2412 | 16.00 | 15.84 | 3.75% | 1.12 | 1.162 | - |
| | Lap-held | Aux | 6 | 2437 | 16.10 | 16.05 | 1.16% | 1.16 | 1.173 | - |
| | Lap-held | Aux | 11 | 2462 | 16.20 | 16.16 | 0.93% | 1.11 | 1.120 | - |
| | Right edge | Aux | 1 | 2412 | 16.00 | 15.84 | 3.75% | 0.986 | 1.023 | - |
| | Right edge | Aux | 6 | 2437 | 16.10 | 16.05 | 1.16% | 0.86 | 0.870 | - |
| | Right edge | Aux | 11 | 2462 | 16.20 | 16.16 | 0.93% | 0.806 | 0.813 | - |
| WLAN802.11a 5.2G | Lap-held | Aux | 36 | 5180 | 13.16 | 13.07 | 2.09% | 1.22 | 1.246 | - |
| | Lap-held | Aux | 48 | 5240 | 13.02 | 12.95 | 1.62% | 0.822 | 0.835 | - |
| | Right edge | Aux | 36 | 5180 | 13.16 | 13.07 | 2.09% | 1.21 | 1.235 | - |
| | Right edge | Aux | 48 | 5240 | 13.02 | 12.95 | 1.62% | 1.28 | 1.301 | 59 |
| | Right edge* | Aux | 48 | 5240 | 13.02 | 12.95 | 1.62% | 1.2 | 1.219 | - |
| WLAN802.11n (40M) 5.2G | Lap-held | Aux | 38 | 5190 | 13.24 | 13.12 | 2.80% | 0.74 | 0.761 | - |
| | Right edge | Aux | 38 | 5190 | 13.24 | 13.12 | 2.80% | 0.895 | 0.920 | - |
| | Right edge | Aux | 46 | 5230 | 13.12 | 12.85 | 6.41% | 0.901 | 0.959 | - |
| | Right edge* | Aux | 46 | 5230 | 13.12 | 12.85 | 6.41% | 0.904 | 0.962 | 60 |
| WLAN802.11a 5.3G | Lap-held | Aux | 52 | 5260 | 13.68 | 13.49 | 4.47% | 0.906 | 0.947 | - |
| | Lap-held | Aux | 60 | 5300 | 13.11 | 13.04 | 1.62% | 1.24 | 1.260 | - |
| | Right edge | Aux | 52 | 5260 | 13.68 | 13.49 | 4.47% | 1.28 | 1.337 | - |
| | Right edge | Aux | 60 | 5300 | 13.11 | 13.04 | 1.62% | 1.43 | 1.453 | - |
| | Right edge* | Aux | 60 | 5300 | 13.11 | 13.04 | 1.62% | 1.44 | 1.463 | 61 |
| WLAN802.11a 5.6G | Lap-held | Aux | 100 | 5500 | 12.64 | 12.57 | 1.62% | 1.26 | 1.280 | - |
| | Lap-held | Aux | 116 | 5580 | 13.12 | 13.01 | 2.57% | 1.39 | 1.426 | 62 |
| | Lap-held* | Aux | 116 | 5580 | 13.12 | 13.01 | 2.57% | 1.33 | 1.364 | - |
| | Lap-held | Aux | 140 | 5700 | 12.82 | 12.81 | 0.23% | 1.31 | 1.313 | - |
| | Right edge | Aux | 100 | 5500 | 12.64 | 12.57 | 1.62% | 1.06 | 1.077 | - |
| | Right edge | Aux | 116 | 5580 | 13.12 | 13.01 | 2.57% | 1.21 | 1.241 | - |
| | Right edge | Aux | 140 | 5700 | 12.82 | 12.81 | 0.23% | 1 | 1.002 | - |
| WLAN802.11a 5.8G | Lap-held | Aux | 149 | 5745 | 12.80 | 12.72 | 1.86% | 1.21 | 1.232 | 63 |
| | Lap-held* | Aux | 149 | 5745 | 12.80 | 12.72 | 1.86% | 1.11 | 1.131 | - |
| | Lap-held | Aux | 153 | 5765 | 12.55 | 12.52 | 0.69% | 1.12 | 1.128 | - |
| | Lap-held | Aux | 161 | 5805 | 12.30 | 12.30 | 0.00% | 1.06 | 1.060 | - |
| | Lap-held | Aux | 165 | 5825 | 12.40 | 12.36 | 0.93% | 1.09 | 1.100 | - |
| | Right edge | Aux | 149 | 5745 | 12.80 | 12.72 | 1.86% | 0.952 | 0.970 | - |
| | Right edge | Aux | 153 | 5765 | 12.55 | 12.52 | 0.69% | 0.901 | 0.907 | - |
| | Right edge | Aux | 161 | 5805 | 12.30 | 12.30 | 0.00% | 0.891 | 0.891 | - |
| | Right edge | Aux | 165 | 5825 | 12.40 | 12.36 | 0.93% | 0.93 | 0.939 | - |

Test distance is 0mm.

* - repeated at the highest SAR measurement according to the FCC KDB 865664

Unless otherwise stated the results shown in this test report refer only to the sample(s) tested and such sample(s) are retained for 90 days only.
除非另有說明，此報告結果僅對測試之樣品負責，同時此樣品僅保留90天。本報告未經本公司書面許可，不可部份複製。

This document is issued by the Company subject to its General Conditions of Service printed overleaf, available on request or accessible at www.sgs.com/terms_and_conditions.htm and, for electronic format documents, subject to Terms and Conditions for Electronic Documents at www.sgs.com/terms_e-document.htm. Attention is drawn to the limitation of liability, indemnification and jurisdiction issues defined therein. Any holder of this document is advised that information contained hereon reflects the Company's findings at the time of its intervention only and within the limits of Client's instructions, if any. The Company's sole responsibility is to its Client and this document does not exonerate parties to a transaction from exercising all their rights and obligations under the transaction documents. This document cannot be reproduced except in full, without prior written approval of the Company. Any unauthorized alteration, forgery or falsification of the content or appearance of this document is unlawful and offenders may be prosecuted to the fullest extent of the law.

| Band | Position | Antenna | CH | Freq. (MHz) | Max. Rated Avg. Power + Max. Tolerance (dBm) | Measured Avg. Power (dBm) | Scaling | Averaged SAR over 1g (W/kg) | | Plot page |
|---|---|---|---|---|---|---|---|---|---|---|
| | | | | | | | | Measured | Reported | |
| WLAN802.11g | Lap-held | MIMO | 1 | 2412 | 15.82 | 15.59 | 5.42% | 0.665 | 0.701 | - |
| | Lap-held | MIMO | 6 | 2437 | 17.43 | 17.23 | 4.79% | 0.781 | 0.818 | 64 |
| | Lap-held | MIMO | 11 | 2462 | 17.11 | 17.09 | 0.49% | 0.773 | 0.777 | - |
| | Left edge | MIMO | 6 | 2437 | 17.43 | 17.23 | 4.79% | 0.635 | 0.665 | - |
| | Right edge | MIMO | 6 | 2437 | 17.43 | 17.23 | 4.79% | 0.679 | 0.712 | - |
| WLAN802.11a 5.2G | Lap-held | MIMO | 40 | 5200 | 15.62 | 15.61 | 0.15% | 0.877 | 0.878 | - |
| | Lap-held | MIMO | 48 | 5240 | 15.74 | 15.64 | 2.37% | 0.912 | 0.934 | 65 |
| | Lap-held* | MIMO | 48 | 5240 | 15.74 | 15.64 | 2.37% | 0.839 | 0.859 | - |
| | Left edge | MIMO | 48 | 5240 | 15.74 | 15.64 | 2.37% | 0.735 | 0.752 | - |
| | Right edge | MIMO | 40 | 5200 | 15.62 | 15.61 | 0.15% | 0.895 | 0.896 | - |
| | Right edge | MIMO | 48 | 5240 | 15.74 | 15.64 | 2.37% | 0.91 | 0.932 | - |
| WLAN802.11n (20M) 5.2G | Lap-held | MIMO | 40 | 5200 | 15.49 | 15.48 | 0.34% | 0.901 | 0.904 | 66 |
| | Lap-held* | MIMO | 40 | 5200 | 15.49 | 15.48 | 0.34% | 0.895 | 0.898 | - |
| | Lap-held | MIMO | 44 | 5220 | 15.79 | 15.71 | 1.93% | 0.881 | 0.898 | - |
| | Left edge | MIMO | 44 | 5220 | 15.79 | 15.71 | 1.93% | 0.748 | 0.762 | - |
| | Right edge | MIMO | 40 | 5200 | 15.49 | 15.48 | 0.34% | 0.837 | 0.840 | - |
| | Right edge | MIMO | 44 | 5220 | 15.79 | 15.71 | 1.93% | 0.87 | 0.887 | - |
| WLAN802.11n (40M) 5.2G | Lap-held | MIMO | 38 | 5190 | 15.96 | 15.76 | 4.71% | 0.986 | 1.032 | - |
| | Lap-held | MIMO | 46 | 5230 | 16.02 | 15.90 | 2.79% | 1.06 | 1.090 | 67 |
| | Lap-held* | MIMO | 46 | 5230 | 16.02 | 15.90 | 2.79% | 0.994 | 1.022 | - |
| | Left edge | MIMO | 38 | 5190 | 15.96 | 15.76 | 4.71% | 0.799 | 0.837 | - |
| | Left edge | MIMO | 46 | 5230 | 16.02 | 15.90 | 2.79% | 0.817 | 0.840 | - |
| | Right edge | MIMO | 38 | 5190 | 15.96 | 15.76 | 4.71% | 0.907 | 0.950 | - |
| | Right edge | MIMO | 46 | 5230 | 16.02 | 15.90 | 2.79% | 1.01 | 1.038 | - |
| WLAN802.11a 5.3G | Lap-held | MIMO | 52 | 5260 | 16.36 | 16.30 | 1.35% | 0.815 | 0.826 | - |
| | Lap-held | MIMO | 64 | 5320 | 15.74 | 15.51 | 5.54% | 1.06 | 1.119 | - |
| | Left edge | MIMO | 52 | 5260 | 16.36 | 16.30 | 1.35% | 0.789 | 0.800 | - |
| | Left edge | MIMO | 64 | 5320 | 15.74 | 15.51 | 5.54% | 0.678 | 0.716 | - |
| | Right edge | MIMO | 52 | 5260 | 16.36 | 16.30 | 1.35% | 1.09 | 1.105 | - |
| | Right edge | MIMO | 64 | 5320 | 15.74 | 15.51 | 5.54% | 1.12 | 1.182 | - |
| | Right edge* | MIMO | 64 | 5320 | 15.74 | 15.51 | 5.54% | 1.17 | 1.235 | 68 |

Test distance is 0mm.
* - repeated at the highest SAR measurement according to the FCC KDB 865664

Unless otherwise stated the results shown in this test report refer only to the sample(s) tested and such sample(s) are retained for 90 days only.
除非另有說明，此報告結果僅對測試之樣品負責，同時此樣品僅保留90天。本報告未經本公司書面許可，不可部份複製。
This document is issued by the Company subject to its General Conditions of Service printed overleaf, available on request or accessible at www.sgs.com/terms_and_conditions.htm and, for electronic format documents, subject to Terms and Conditions for Electronic Documents at www.sgs.com/terms_e-document.htm. Attention is drawn to the limitation of liability, indemnification and jurisdiction issues defined therein. Any holder of this document is advised that information contained hereon reflects the Company's findings at the time of its intervention only and within the limits of Client's instructions, if any. The Company's sole responsibility is to its Client and this document does not exonerate parties to a transaction from exercising all their rights and obligations under the transaction documents. This document cannot be reproduced except in full, without prior written approval of the Company. Any unauthorized alteration, forgery or falsification of the content or appearance of this document is unlawful and offenders may be prosecuted to the fullest extent of the law.

| Band | Position | Antenna | CH | Freq. (MHz) | Max. Rated Avg. Power + Max. Tolerance (dBm) | Measured Avg. Power (dBm) | Scaling | Averaged SAR over 1g (W/kg) | | Plot page |
|---|---|---|---|---|---|---|---|---|---|---|
| | | | | | | | | Measured | Reported | |
| WLAN802.11a 5.6G | Lap-held | MIMO | 108 | 5540 | 15.45 | 15.32 | 3.05% | 1.27 | 1.309 | - |
| | Lap-held | MIMO | 116 | 5580 | 15.68 | 15.48 | 4.65% | 1.45 | 1.517 | 69 |
| | Lap-held* | MIMO | 116 | 5580 | 15.68 | 15.48 | 4.65% | 1.45 | 1.517 | - |
| | Lap-held* | MIMO | 116 | 5580 | 15.68 | 15.48 | 4.65% | 1.34 | 1.402 | - |
| | Lap-held | MIMO | 140 | 5700 | 15.35 | 15.20 | 3.57% | 1.26 | 1.305 | - |
| | Left edge | MIMO | 108 | 5540 | 15.45 | 15.32 | 3.05% | 0.828 | 0.853 | - |
| | Left edge | MIMO | 116 | 5580 | 15.68 | 15.48 | 4.65% | 0.95 | 0.994 | - |
| | Left edge | MIMO | 140 | 5700 | 15.35 | 15.20 | 3.57% | 0.778 | 0.806 | - |
| | Right edge | MIMO | 108 | 5540 | 15.45 | 15.32 | 3.05% | 1.03 | 1.061 | - |
| | Right edge | MIMO | 116 | 5580 | 15.68 | 15.48 | 4.65% | 1.07 | 1.120 | - |
| | Right edge | MIMO | 140 | 5700 | 15.35 | 15.20 | 3.57% | 0.888 | 0.920 | - |
| WLAN802.11a 5.8G | Lap-held | MIMO | 149 | 5745 | 15.33 | 15.07 | 6.27% | 1.23 | 1.307 | - |
| | Lap-held | MIMO | 157 | 5785 | 15.24 | 15.24 | 0.02% | 1.34 | 1.340 | - |
| | Lap-held | MIMO | 161 | 5805 | 15.45 | 15.01 | 10.66% | 1.19 | 1.317 | - |
| | Lap-held | MIMO | 165 | 5825 | 15.23 | 14.87 | 8.72% | 1.28 | 1.392 | - |
| | Lap-held* | MIMO | 165 | 5825 | 15.23 | 14.87 | 8.72% | 1.29 | 1.403 | 70 |
| | Left edge | MIMO | 149 | 5745 | 15.33 | 15.07 | 6.27% | 0.773 | 0.821 | - |
| | Left edge | MIMO | 157 | 5785 | 15.24 | 15.24 | 0.02% | 0.785 | 0.785 | - |
| | Left edge | MIMO | 161 | 5805 | 15.45 | 15.01 | 10.66% | 0.743 | 0.822 | - |
| | Left edge | MIMO | 165 | 5825 | 15.23 | 14.87 | 8.72% | 0.72 | 0.783 | - |
| | Right edge | MIMO | 149 | 5745 | 15.33 | 15.07 | 6.27% | 0.867 | 0.921 | - |
| | Right edge | MIMO | 157 | 5785 | 15.24 | 15.24 | 0.02% | 0.883 | 0.883 | - |
| | Right edge | MIMO | 161 | 5805 | 15.45 | 15.01 | 10.66% | 0.894 | 0.989 | - |
| | Right edge | MIMO | 165 | 5825 | 15.23 | 14.87 | 8.72% | 0.885 | 0.962 | - |
| WLAN802.11n (20M) 5.8G | Lap-held | MIMO | 149 | 5745 | 15.69 | 15.67 | 0.56% | 1.23 | 1.237 | - |
| | Lap-held | MIMO | 157 | 5785 | 15.24 | 15.23 | 0.19% | 1.25 | 1.252 | - |
| | Lap-held* | MIMO | 157 | 5785 | 15.24 | 15.23 | 0.19% | 1.31 | 1.313 | 71 |
| | Lap-held | MIMO | 161 | 5805 | 14.89 | 14.87 | 0.41% | 1.12 | 1.125 | - |
| | Lap-held | MIMO | 165 | 5825 | 15.04 | 14.95 | 2.20% | 1.17 | 1.196 | - |
| | Left edge | MIMO | 149 | 5745 | 15.69 | 15.67 | 0.56% | 0.845 | 0.850 | - |
| | Left edge | MIMO | 157 | 5785 | 15.24 | 15.23 | 0.19% | 0.767 | 0.768 | - |
| | Left edge | MIMO | 161 | 5805 | 14.89 | 14.87 | 0.41% | 0.72 | 0.723 | - |
| | Left edge | MIMO | 165 | 5825 | 15.04 | 14.95 | 2.20% | 0.721 | 0.737 | - |
| | Right edge | MIMO | 149 | 5745 | 15.69 | 15.67 | 0.56% | 0.935 | 0.940 | - |
| | Right edge | MIMO | 157 | 5785 | 15.24 | 15.23 | 0.19% | 0.916 | 0.918 | - |
| | Right edge | MIMO | 161 | 5805 | 14.89 | 14.87 | 0.41% | 0.843 | 0.846 | - |
| | Right edge | MIMO | 165 | 5825 | 15.04 | 14.95 | 2.20% | 0.875 | 0.894 | - |

Test distance is 0mm.

* - repeated at the highest SAR measurement according to the FCC KDB 865664

Unless otherwise stated the results shown in this test report refer only to the sample(s) tested and such sample(s) are retained for 90 days only.
除非另有說明，此報告結果僅對測試之樣品負責，同時此樣品僅保留90天。本報告未經本公司書面許可，不可部份複製。

This document is issued by the Company subject to its General Conditions of Service printed overleaf, available on request or accessible at www.sgs.com/terms_and_conditions.htm and, for electronic format documents, subject to Terms and Conditions for Electronic Documents at www.sgs.com/terms_e-document.htm. Attention is drawn to the limitation of liability, indemnification and jurisdiction issues defined therein. Any holder of this document is advised that information contained hereon reflects the Company's findings at the time of its intervention only and within the limits of Client's instructions, if any. The Company's sole responsibility is to its Client and this document does not exonerate parties to a transaction from exercising all their rights and obligations under the transaction documents. This document cannot be reproduced except in full, without prior written approval of the Company. Any unauthorized alteration, forgery or falsification of the content or appearance of this document is unlawful and offenders may be prosecuted to the fullest extent of the law.

**Bluetooth**

| Band | Position | CH | Freq. (MHz) | Averaged SAR over 1g (W/kg) | Plot page |
|---|---|---|---|---|---|
| | | | | Measured | |
| Bluetooth | Lap-held | 0 | 2402 | 0.215 | 72 |
| | Lap-held | 39 | 2441 | 0.204 | - |
| | Lap-held | 78 | 2480 | 0.194 | - |
| | Right edge | 0 | 2402 | 0.00448 | - |
| | Right edge | 39 | 2441 | 0.00604 | - |
| | Right edge | 78 | 2480 | 0.00613 | - |

Test distance is 0mm.

Unless otherwise stated the results shown in this test report refer only to the sample(s) tested and such sample(s) are retained for 90 days only.
除非另有說明，此報告結果僅對測試之樣品負責，同時此樣品僅保留90天。本報告未經本公司書面許可，不可部份複製。
This document is issued by the Company subject to its General Conditions of Service printed overleaf, available on request or accessible at www.sgs.com/terms_and_conditions.htm and, for electronic format documents, subject to Terms and Conditions for Electronic Documents at www.sgs.com/terms_e-document.htm. Attention is drawn to the limitation of liability, indemnification and jurisdiction issues defined therein. Any holder of this document is advised that information contained hereon reflects the Company's findings at the time of its intervention only and within the limits of Client's instructions, if any. The Company's sole responsibility is to its Client and this document does not exonerate parties to a transaction from exercising all their rights and obligations under the transaction documents. This document cannot be reproduced except in full, without prior written approval of the Company. Any unauthorized alteration, forgery or falsification of the content or appearance of this document is unlawful and offenders may be prosecuted to the fullest extent of the law.

# 3. Instruments List

| Manufacturer | Device | Type | Serial number | Date of last calibration | Date of next calibration |
|---|---|---|---|---|---|
| Schmid & Partner Engineering AG | Dosimetric E-Field Probe | EX3DV4 | 3848 | Apr.30,2013 | Apr.29,2014 |
| Schmid & Partner Engineering AG | 2450/5200/5300/ 5600/5800 MHz System Validation Dipole | D2450V2 | 727 | May02,2013 | May01,2014 |
| | | D5GHzV2 | 1104 | May07,2013 | May06,2014 |
| Schmid & Partner Engineering AG | Data acquisition Electronics | DAE4 | 1336 | May23,2013 | May22,2014 |
| Schmid & Partner Engineering AG | Software | DASY 52 V52.8 | N/A | Calibration not required | Calibration not required |
| Schmid & Partner Engineering AG | Phantom | SAM | N/A | Calibration not required | Calibration not required |
| HP | Network Analyzer | E5071C | MY46107530 | Feb.22,2013 | Feb.21,2014 |
| Agilent | Dielectric Probe Kit | 85070E | MY44300677 | Calibration not required | Calibration not required |
| Agilent | Dual-directional coupler | 772D | MY46151242 | Jul.04,2013 | Jul.03,2014 |
| Agilent | RF Signal Generator | N5181A | MY50141235 | Dec.12,2010 | Dec.11,2013 |
| Agilent | Power Meter | E4417A | MY51410006 | Oct.24,2011 | Oct.23,2013 |
| Agilent | Power Sensor | E9301H | MY51470001 | Nov.22,2012 | Nov.21,2013 |
| TECPEL | Digital thermometer | DTM-303A | TP130075 | Mar.04,2013 | Mar.03,2014 |

Unless otherwise stated the results shown in this test report refer only to the sample(s) tested and such sample(s) are retained for 90 days only.
除非另有說明，此報告結果僅對測試之樣品負責，同時此樣品僅保留90天。本報告未經本公司書面許可，不可部份複製。
This document is issued by the Company subject to its General Conditions of Service printed overleaf, available on request or accessible at www.sgs.com/terms_and_conditions.htm and, for electronic format documents, subject to Terms and Conditions for Electronic Documents at www.sgs.com/terms_e-document.htm. Attention is drawn to the limitation of liability, indemnification and jurisdiction issues defined therein. Any holder of this document is advised that information contained hereon reflects the Company's findings at the time of its intervention only and within the limits of Client's instructions, if any. The Company's sole responsibility is to its Client and this document does not exonerate parties to a transaction from exercising all their rights and obligations under the transaction documents. This document cannot be reproduced except in full, without prior written approval of the Company. Any unauthorized alteration, forgery or falsification of the content or appearance of this document is unlawful and offenders may be prosecuted to the fullest extent of the law.

# 4. Measurements

Date: 2013/8/1

## Lap-held_WLAN802.11b_CH11_Main_repeat SAR test at the highest SAR measurement

Communication System: WLAN 2.45G (FCC); Frequency: 2462 MHz
Medium parameters used: f = 2462 MHz; σ = 2.047 S/m; $\varepsilon_r$ = 54; ρ = 1000 kg/m$^3$
Phantom section: Flat Section

DASY Configuration:

- Probe: EX3DV4 - SN3848; ConvF(7.12, 7.12, 7.12); Calibrated: 2013/4/30;
- Sensor-Surface: 2mm (Mechanical Surface Detection)
- Electronics: DAE4 Sn1336; Calibrated: 2013/5/23
- Phantom: ELI v5.0; Type: QDOVA002AA; Serial: TP:1141
- DASY52 52.8.6(1115); SEMCAD X 14.6.8(7028)

**Configuration/Lap-held/Area Scan (181x61x1):** Interpolated grid: dx=12 mm, dy=12 mm
Maximum value of SAR (interpolated) = 1.71 W/kg

**Configuration/Lap-held/Zoom Scan (7x7x7)/Cube 0:** Measurement grid: dx=5mm, dy=5mm, dz=5mm
Reference Value = 6.520 V/m; Power Drift = -0.17 dB
Peak SAR (extrapolated) = 2.60 W/kg

**SAR(1 g) = 1.2 W/kg; SAR(10 g) = 0.575 W/kg**
Maximum value of SAR (measured) = 1.86 W/kg




0 dB = 1.86 W/kg = 2.70 dBW/kg

Unless otherwise stated the results shown in this test report refer only to the sample(s) tested and such sample(s) are retained for 90 days only.
除非另有說明，此報告結果僅對測試之樣品負責，同時此樣品僅保留90天。本報告未經本公司書面許可，不可部份複製。
This document is issued by the Company subject to its General Conditions of Service printed overleaf, available on request or accessible at www.sgs.com/terms_and_conditions.htm and, for electronic format documents, subject to Terms and Conditions for Electronic Documents at www.sgs.com/terms_e-document.htm. Attention is drawn to the limitation of liability, indemnification and jurisdiction issues defined therein. Any holder of this document is advised that information contained hereon reflects the Company's findings at the time of its intervention only and within the limits of Client's instructions, if any. The Company's sole responsibility is to its Client and this document does not exonerate parties to a transaction from exercising all their rights and obligations under the transaction documents. This document cannot be reproduced except in full, without prior written approval of the Company. Any unauthorized alteration, forgery or falsification of the content or appearance of this document is unlawful and offenders may be prosecuted to the fullest extent of the law.

Date: 2013/8/2

## Lap-held_WLAN802.11a 5.2G_CH36_Main_repeat SAR test at the highest SAR measurement

Communication System: WLAN 5G (FCC); Frequency: 5180 MHz
Medium parameters used: f = 5180 MHz; $\sigma$ = 5.255 S/m; $\varepsilon_r$ = 49.536; $\rho$ = 1000 kg/m$^3$
Phantom section: Flat Section

DASY Configuration:

- Probe: EX3DV4 - SN3848; ConvF(4.79, 4.79, 4.79); Calibrated: 2013/4/30;
- Sensor-Surface: 2mm (Mechanical Surface Detection)
- Electronics: DAE4 Sn1336; Calibrated: 2013/5/23
- Phantom: ELI v5.0; Type: QDOVA002AA; Serial: TP:1141
- DASY52 52.8.6(1115); SEMCAD X 14.6.8(7028)

**Configuration/Lap-held/Area Scan (211x71x1):** Interpolated grid: dx=10 mm, dy=10 mm
Maximum value of SAR (interpolated) = 1.27 W/kg

**Configuration/Lap-held/Zoom Scan (7x7x12)/Cube 0:** Measurement grid: dx=4mm, dy=4mm, dz=2mm
Reference Value = 10.088 V/m; Power Drift = 0.15 dB
Peak SAR (extrapolated) = 2.83 W/kg

**SAR(1 g) = 0.977 W/kg; SAR(10 g) = 0.705 W/kg**
Maximum value of SAR (measured) = 1.28 W/kg




0 dB = 1.28 W/kg = 1.07 dBW/kg

Unless otherwise stated the results shown in this test report refer only to the sample(s) tested and such sample(s) are retained for 90 days only.
除非另有說明，此報告結果僅對測試之樣品負責，同時此樣品僅保留90天。本報告未經本公司書面許可，不可部份複製。
This document is issued by the Company subject to its General Conditions of Service printed overleaf, available on request or accessible at www.sgs.com/terms_and_conditions.htm and, for electronic format documents, subject to Terms and Conditions for Electronic Documents at www.sgs.com/terms_e-document.htm. Attention is drawn to the limitation of liability, indemnification and jurisdiction issues defined therein. Any holder of this document is advised that information contained hereon reflects the Company's findings at the time of its intervention only and within the limits of Client's instructions, if any. The Company's sole responsibility is to its Client and this document does not exonerate parties to a transaction from exercising all their rights and obligations under the transaction documents. This document cannot be reproduced except in full, without prior written approval of the Company. Any unauthorized alteration, forgery or falsification of the content or appearance of this document is unlawful and offenders may be prosecuted to the fullest extent of the law.

Date: 2013/8/2

## Lap-held_WLAN802.11n(40M) 5.2G_CH38_Main

Communication System: WLAN 5G; Frequency: 5190 MHz
Medium parameters used: f = 5190 MHz; σ = 5.27 S/m; $\varepsilon_r$ = 49.512; ρ = 1000 kg/m$^3$
Phantom section: Flat Section

DASY Configuration:

- Probe: EX3DV4 - SN3848; ConvF(4.79, 4.79, 4.79); Calibrated: 2013/4/30;
- Sensor-Surface: 2mm (Mechanical Surface Detection)
- Electronics: DAE4 Sn1336; Calibrated: 2013/5/23
- Phantom: ELI v5.0; Type: QDOVA002AA; Serial: TP:1141
- DASY52 52.8.5(1059); SEMCAD X 14.6.8(7028)

**Configuration/Lap-held/Area Scan (211x71x1):** Interpolated grid: dx=10 mm, dy=10 mm
Maximum value of SAR (interpolated) = 1.37 W/kg

**Configuration/Lap-held/Zoom Scan (7x7x12)/Cube 0:** Measurement grid: dx=4mm, dy=4mm, dz=2mm
Reference Value = 12.466 V/m; Power Drift =0.15 dB
Peak SAR (extrapolated) = 3.17 W/kg

**SAR(1 g) = 0.890 W/kg; SAR(10 g) = 0.533 W/kg**
Maximum value of SAR (measured) = 1.31 W/kg




0 dB = 1.31 W/kg = 1.17 dBW/kg

Unless otherwise stated the results shown in this test report refer only to the sample(s) tested and such sample(s) are retained for 90 days only.
除非另有說明，此報告結果僅對測試之樣品負責，同時此樣品僅保留90天。本報告未經本公司書面許可，不可部份複製。
This document is issued by the Company subject to its General Conditions of Service printed overleaf, available on request or accessible at www.sgs.com/terms_and_conditions.htm and, for electronic format documents, subject to Terms and Conditions for Electronic Documents at www.sgs.com/terms_e-document.htm. Attention is drawn to the limitation of liability, indemnification and jurisdiction issues defined therein. Any holder of this document is advised that information contained hereon reflects the Company's findings at the time of its intervention only and within the limits of Client's instructions, if any. The Company's sole responsibility is to its Client and this document does not exonerate parties to a transaction from exercising all their rights and obligations under the transaction documents. This document cannot be reproduced except in full, without prior written approval of the Company. Any unauthorized alteration, forgery or falsification of the content or appearance of this document is unlawful and offenders may be prosecuted to the fullest extent of the law.

Date: 2013/8/4

## Lap-held_WLAN802.11a 5.3G_CH52_Main

Communication System: WLAN 5G; Frequency: 5260 MHz
Medium parameters used: f = 5260 MHz; σ = 5.371 S/m; $\varepsilon_r$ = 49.371; ρ = 1000 kg/m$^3$
Phantom section: Flat Section

DASY Configuration:

- Probe: EX3DV4 - SN3848; ConvF(4.71, 4.71, 4.71); Calibrated: 2013/4/30;
- Sensor-Surface: 2mm (Mechanical Surface Detection)
- Electronics: DAE4 Sn1336; Calibrated: 2013/5/23
- Phantom: ELI v5.0; Type: QDOVA002AA; Serial: TP:1141
- DASY52 52.8.5(1059); SEMCAD X 14.6.8(7028)

**Configuration/Lap-held/Area Scan (211x71x1):** Interpolated grid: dx=10 mm, dy=10 mm
Maximum value of SAR (interpolated) = 1.49 W/kg

**Configuration/Lap-held/Zoom Scan (7x7x12)/Cube 0:** Measurement grid: dx=4mm, dy=4mm, dz=2mm
Reference Value = 7.052 V/m; Power Drift = 0.12 dB
Peak SAR (extrapolated) = 3.42 W/kg

**SAR(1 g) = 0.961 W/kg; SAR(10 g) = 0.588 W/kg**
Maximum value of SAR (measured) = 1.43 W/kg




0 dB = 1.43 W/kg = 1.55 dBW/kg

Unless otherwise stated the results shown in this test report refer only to the sample(s) tested and such sample(s) are retained for 90 days only.
除非另有說明，此報告結果僅對測試之樣品負責，同時此樣品僅保留90天。本報告未經本公司書面許可，不可部份複製。
This document is issued by the Company subject to its General Conditions of Service printed overleaf, available on request or accessible at www.sgs.com/terms_and_conditions.htm and, for electronic format documents, subject to Terms and Conditions for Electronic Documents at www.sgs.com/terms_e-document.htm. Attention is drawn to the limitation of liability, indemnification and jurisdiction issues defined therein. Any holder of this document is advised that information contained hereon reflects the Company's findings at the time of its intervention only and within the limits of Client's instructions, if any. The Company's sole responsibility is to its Client and this document does not exonerate parties to a transaction from exercising all their rights and obligations under the transaction documents. This document cannot be reproduced except in full, without prior written approval of the Company. Any unauthorized alteration, forgery or falsification of the content or appearance of this document is unlawful and offenders may be prosecuted to the fullest extent of the law.

Date: 2013/8/7

## Lap-held_WLAN802.11a 5.6G_CH112_Main

Communication System: WLAN 5G; Frequency: 5560 MHz
Medium parameters used: f = 5560 MHz; σ = 5.805 S/m; $\varepsilon_r$ = 48.702; ρ = 1000 kg/m$^3$
Phantom section: Flat Section

DASY Configuration:

- Probe: EX3DV4 - SN3848; ConvF(4.42, 4.42, 4.42); Calibrated: 2013/4/30;
- Sensor-Surface: 2mm (Mechanical Surface Detection)
- Electronics: DAE4 Sn1336; Calibrated: 2013/5/23
- Phantom: ELI v5.0; Type: QDOVA002AA; Serial: TP:1141
- DASY52 52.8.5(1059); SEMCAD X 14.6.8(7028)

**Configuration/Lap-held/Area Scan (211x71x1):** Interpolated grid: dx=10 mm, dy=10 mm
Maximum value of SAR (interpolated) = 2.11 W/kg

**Configuration/Lap-held/Zoom Scan (7x7x12)/Cube 0:** Measurement grid: dx=4mm, dy=4mm, dz=2mm
Reference Value = 10.896 V/m; Power Drift = -0.17 dB
Peak SAR (extrapolated) = 4.76 W/kg

**SAR(1 g) = 1.24 W/kg; SAR(10 g) = 0.744 W/kg**
Maximum value of SAR (measured) = 1.97 W/kg




0 dB = 1.97 W/kg = 2.94 dBW/kg

Unless otherwise stated the results shown in this test report refer only to the sample(s) tested and such sample(s) are retained for 90 days only.
除非另有說明，此報告結果僅對測試之樣品負責，同時此樣品僅保留90天。本報告未經本公司書面許可，不可部份複製。
This document is issued by the Company subject to its General Conditions of Service printed overleaf, available on request or accessible at www.sgs.com/terms_and_conditions.htm and, for electronic format documents, subject to Terms and Conditions for Electronic Documents at www.sgs.com/terms_e-document.htm. Attention is drawn to the limitation of liability, indemnification and jurisdiction issues defined therein. Any holder of this document is advised that information contained hereon reflects the Company's findings at the time of its intervention only and within the limits of Client's instructions, if any. The Company's sole responsibility is to its Client and this document does not exonerate parties to a transaction from exercising all their rights and obligations under the transaction documents. This document cannot be reproduced except in full, without prior written approval of the Company. Any unauthorized alteration, forgery or falsification of the content or appearance of this document is unlawful and offenders may be prosecuted to the fullest extent of the law.

Date: 2013/8/7

## Lap-held_WLAN802.11n(20M) 5.6G_CH140_Main_repeat SAR test at the highest SAR measurement

Communication System: WLAN 5G; Frequency: 5700 MHz
Medium parameters used: f = 5700 MHz; σ = 6.018 S/m; $\varepsilon_r$ = 48.458; ρ = 1000 kg/m$^3$
Phantom section: Flat Section

DASY Configuration:

- Probe: EX3DV4 - SN3848; ConvF(4.42, 4.42, 4.42); Calibrated: 2013/4/30;
- Sensor-Surface: 2mm (Mechanical Surface Detection)
- Electronics: DAE4 Sn1336; Calibrated: 2013/5/23
- Phantom: ELI v5.0; Type: QDOVA002AA; Serial: TP:1141
- DASY52 52.8.5(1059); SEMCAD X 14.6.8(7028)

**Configuration/Lap-held/Area Scan (211x71x1):** Interpolated grid: dx=10 mm, dy=10 mm
Maximum value of SAR (interpolated) = 1.82 W/kg

**Configuration/Lap-held/Zoom Scan (7x7x12)/Cube 0:** Measurement grid: dx=4mm, dy=4mm, dz=2mm
Reference Value = 7.636 V/m; Power Drift = 0.19 dB
Peak SAR (extrapolated) = 4.74 W/kg

**SAR(1 g) = 1.17 W/kg; SAR(10 g) = 0.646 W/kg**
Maximum value of SAR (measured) = 1.90 W/kg




0 dB = 1.90 W/kg = 2.79 dBW/kg

Unless otherwise stated the results shown in this test report refer only to the sample(s) tested and such sample(s) are retained for 90 days only.
除非另有說明，此報告結果僅對測試之樣品負責，同時此樣品僅保留90天。本報告未經本公司書面許可，不可部份複製。
This document is issued by the Company subject to its General Conditions of Service printed overleaf, available on request or accessible at www.sgs.com/terms_and_conditions.htm and, for electronic format documents, subject to Terms and Conditions for Electronic Documents at www.sgs.com/terms_e-document.htm. Attention is drawn to the limitation of liability, indemnification and jurisdiction issues defined therein. Any holder of this document is advised that information contained hereon reflects the Company's findings at the time of its intervention only and within the limits of Client's instructions, if any. The Company's sole responsibility is to its Client and this document does not exonerate parties to a transaction from exercising all their rights and obligations under the transaction documents. This document cannot be reproduced except in full, without prior written approval of the Company. Any unauthorized alteration, forgery or falsification of the content or appearance of this document is unlawful and offenders may be prosecuted to the fullest extent of the law.

Date: 2013/8/7

## Lap-held_WLAN802.11n(40M) 5.6G_CH102_Main

Communication System: WLAN 5G; Frequency: 5510 MHz
Medium parameters used: f = 5510 MHz; σ = 5.727 S/m; $\varepsilon_r$ = 48.822; ρ = 1000 kg/m$^3$
Phantom section: Flat Section

DASY Configuration:

- Probe: EX3DV4 - SN3848; ConvF(4.42, 4.42, 4.42); Calibrated: 2013/4/30;
- Sensor-Surface: 2mm (Mechanical Surface Detection)
- Electronics: DAE4 Sn1336; Calibrated: 2013/5/23
- Phantom: ELI v5.0; Type: QDOVA002AA; Serial: TP:1141
- DASY52 52.8.5(1059); SEMCAD X 14.6.8(7028)

**Configuration/Lap-held/Area Scan (211x71x1):** Interpolated grid: dx=10 mm, dy=10 mm
Maximum value of SAR (interpolated) = 1.80 W/kg

**Configuration/Lap-held/Zoom Scan (7x7x12)/Cube 0:** Measurement grid: dx=4mm, dy=4mm, dz=2mm
Reference Value = 11.508 V/m; Power Drift = -0.14 dB
Peak SAR (extrapolated) = 4.35 W/kg

**SAR(1 g) = 1.19 W/kg; SAR(10 g) = 0.869 W/kg**
Maximum value of SAR (measured) = 1.66 W/kg




0 dB = 1.66 W/kg = 2.20 dBW/kg

Unless otherwise stated the results shown in this test report refer only to the sample(s) tested and such sample(s) are retained for 90 days only.
除非另有說明，此報告結果僅對測試之樣品負責，同時此樣品僅保留90天。本報告未經本公司書面許可，不可部份複製。
This document is issued by the Company subject to its General Conditions of Service printed overleaf, available on request or accessible at www.sgs.com/terms_and_conditions.htm and, for electronic format documents, subject to Terms and Conditions for Electronic Documents at www.sgs.com/terms_e-document.htm. Attention is drawn to the limitation of liability, indemnification and jurisdiction issues defined therein. Any holder of this document is advised that information contained hereon reflects the Company's findings at the time of its intervention only and within the limits of Client's instructions, if any. The Company's sole responsibility is to its Client and this document does not exonerate parties to a transaction from exercising all their rights and obligations under the transaction documents. This document cannot be reproduced except in full, without prior written approval of the Company. Any unauthorized alteration, forgery or falsification of the content or appearance of this document is unlawful and offenders may be prosecuted to the fullest extent of the law.

Date: 2013/8/9

## Lap-held_WLAN802.11a 5.8G_CH157_Main_repeat SAR test at the highest SAR measurement

Communication System: WLAN 5G; Frequency: 5785 MHz
Medium parameters used: f = 5785 MHz; σ = 6.147 S/m; $\varepsilon_r$ = 48.267; ρ = 1000 kg/m$^3$
Phantom section: Flat Section

DASY Configuration:

- Probe: EX3DV4 - SN3848; ConvF(4.42, 4.42, 4.42); Calibrated: 2013/4/30;
- Sensor-Surface: 2mm (Mechanical Surface Detection)
- Electronics: DAE4 Sn1336; Calibrated: 2013/5/23
- Phantom: ELI v5.0; Type: QDOVA002AA; Serial: TP:1141
- DASY52 52.8.5(1059); SEMCAD X 14.6.8(7028)

**Configuration/Lap-held/Area Scan (211x71x1):** Interpolated grid: dx=10 mm, dy=10 mm
Maximum value of SAR (interpolated) = 1.74 W/kg

**Configuration/Lap-held/Zoom Scan (7x7x12)/Cube 0:** Measurement grid: dx=4mm, dy=4mm, dz=2mm
Reference Value = 8.078 V/m; Power Drift = 0.14 dB
Peak SAR (extrapolated) = 5.03 W/kg

**SAR(1 g) = 1.18 W/kg; SAR(10 g) = 0.671 W/kg**
Maximum value of SAR (measured) = 1.89 W/kg




0 dB = 1.89 W/kg = 2.76 dBW/kg

Unless otherwise stated the results shown in this test report refer only to the sample(s) tested and such sample(s) are retained for 90 days only.
除非另有說明，此報告結果僅對測試之樣品負責，同時此樣品僅保留90天。本報告未經本公司書面許可，不可部份複製。
This document is issued by the Company subject to its General Conditions of Service printed overleaf, available on request or accessible at www.sgs.com/terms_and_conditions.htm and, for electronic format documents, subject to Terms and Conditions for Electronic Documents at www.sgs.com/terms_e-document.htm. Attention is drawn to the limitation of liability, indemnification and jurisdiction issues defined therein. Any holder of this document is advised that information contained hereon reflects the Company's findings at the time of its intervention only and within the limits of Client's instructions, if any. The Company's sole responsibility is to its Client and this document does not exonerate parties to a transaction from exercising all their rights and obligations under the transaction documents. This document cannot be reproduced except in full, without prior written approval of the Company. Any unauthorized alteration, forgery or falsification of the content or appearance of this document is unlawful and offenders may be prosecuted to the fullest extent of the law.

Date: 2013/8/1

## Lap-held_WLAN802.11b_CH1_Aux

Communication System: WLAN 2.45G (FCC); Frequency: 2412 MHz
Medium parameters used: f = 2412 MHz; σ = 1.983 S/m; $\varepsilon_r$ = 54.314; ρ = 1000 kg/m$^3$
Phantom section: Flat Section

DASY Configuration:

- Probe: EX3DV4 - SN3848; ConvF(7.12, 7.12, 7.12); Calibrated: 2013/4/30;
- Sensor-Surface: 2mm (Mechanical Surface Detection)
- Electronics: DAE4 Sn1336; Calibrated: 2013/5/23
- Phantom: ELI v5.0; Type: QDOVA002AA; Serial: TP:1141
- DASY52 52.8.6(1115); SEMCAD X 14.6.8(7028)

**Configuration/Lap-held/Area Scan (181x61x1):** Interpolated grid: dx=12 mm, dy=12 mm
Maximum value of SAR (interpolated) = 1.73 W/kg

**Configuration/Lap-held/Zoom Scan (7x7x7)/Cube 0:** Measurement grid: dx=5mm, dy=5mm, dz=5mm
Reference Value = 6.073 V/m; Power Drift = 0.09 dB
Peak SAR (extrapolated) = 2.61 W/kg

**SAR(1 g) = 1.2 W/kg; SAR(10 g) = 0.574 W/kg**
Maximum value of SAR (measured) = 1.83 W/kg

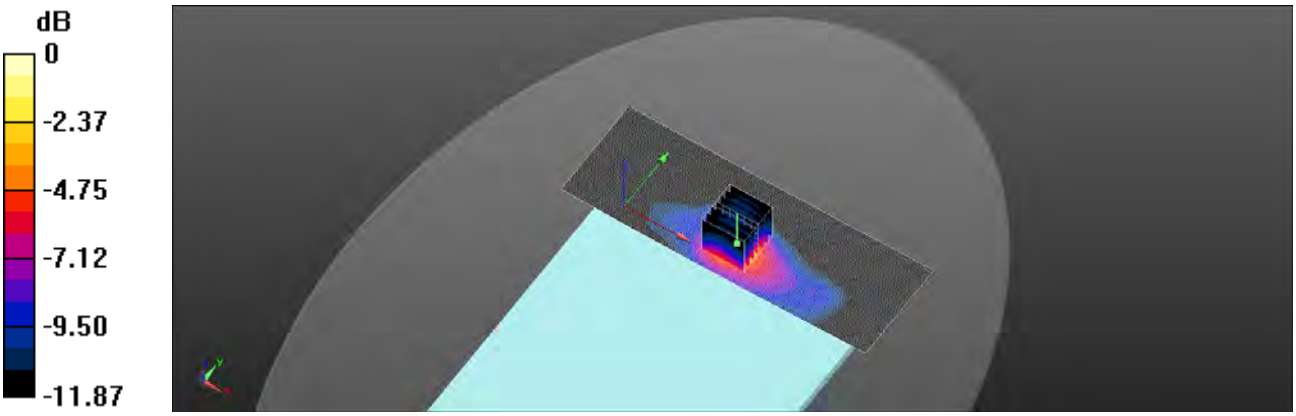


0 dB = 1.83 W/kg = 2.62 dBW/kg

Unless otherwise stated the results shown in this test report refer only to the sample(s) tested and such sample(s) are retained for 90 days only.
除非另有說明，此報告結果僅對測試之樣品負責，同時此樣品僅保留90天。本報告未經本公司書面許可，不可部份複製。
This document is issued by the Company subject to its General Conditions of Service printed overleaf, available on request or accessible at www.sgs.com/terms_and_conditions.htm and, for electronic format documents, subject to Terms and Conditions for Electronic Documents at www.sgs.com/terms_e-document.htm. Attention is drawn to the limitation of liability, indemnification and jurisdiction issues defined therein. Any holder of this document is advised that information contained hereon reflects the Company's findings at the time of its intervention only and within the limits of Client's instructions, if any. The Company's sole responsibility is to its Client and this document does not exonerate parties to a transaction from exercising all their rights and obligations under the transaction documents. This document cannot be reproduced except in full, without prior written approval of the Company. Any unauthorized alteration, forgery or falsification of the content or appearance of this document is unlawful and offenders may be prosecuted to the fullest extent of the law.

Date: 2013/8/2

## Right Edge_WLAN802.11a 5.2G_CH48_Aux

Communication System: WLAN 5G; Frequency: 5240 MHz
Medium parameters used: f = 5240 MHz; σ = 5.345 S/m; $\varepsilon_r$ = 49.421; ρ = 1000 kg/m$^3$
Phantom section: Flat Section

DASY Configuration:

- Probe: EX3DV4 - SN3848; ConvF(4.79, 4.79, 4.79); Calibrated: 2013/4/30;
- Sensor-Surface: 2mm (Mechanical Surface Detection)
- Electronics: DAE4 Sn1336; Calibrated: 2013/5/23
- Phantom: ELI v5.0; Type: QDOVA002AA; Serial: TP:1141
- DASY52 52.8.5(1059); SEMCAD X 14.6.8(7028)

**Configuration/Right Edge/Area Scan (71x211x1):** Interpolated grid: dx=10 mm, dy=10 mm
Maximum value of SAR (interpolated) = 2.58 W/kg

**Configuration/Right Edge/Zoom Scan (7x7x12)/Cube 0:** Measurement grid: dx=4mm, dy=4mm, dz=2mm
Reference Value = 13.868 V/m; Power Drift = -0.08 dB
Peak SAR (extrapolated) = 4.94 W/kg

**SAR(1 g) = 1.28 W/kg; SAR(10 g) = 0.496 W/kg**
Maximum value of SAR (measured) = 2.38 W/kg




0 dB = 2.38 W/kg = 3.77 dBW/kg

Unless otherwise stated the results shown in this test report refer only to the sample(s) tested and such sample(s) are retained for 90 days only.
除非另有說明，此報告結果僅對測試之樣品負責，同時此樣品僅保留90天。本報告未經本公司書面許可，不可部份複製。
This document is issued by the Company subject to its General Conditions of Service printed overleaf, available on request or accessible at www.sgs.com/terms_and_conditions.htm and, for electronic format documents, subject to Terms and Conditions for Electronic Documents at www.sgs.com/terms_e-document.htm. Attention is drawn to the limitation of liability, indemnification and jurisdiction issues defined therein. Any holder of this document is advised that information contained hereon reflects the Company's findings at the time of its intervention only and within the limits of Client's instructions, if any. The Company's sole responsibility is to its Client and this document does not exonerate parties to a transaction from exercising all their rights and obligations under the transaction documents. This document cannot be reproduced except in full, without prior written approval of the Company. Any unauthorized alteration, forgery or falsification of the content or appearance of this document is unlawful and offenders may be prosecuted to the fullest extent of the law.

Date: 2013/8/2

## Right Edge_WLAN802.11n(40M) 5.2G_CH46_Aux_repeat SAR test at the highest SAR measurement

Communication System: WLAN 5G; Frequency: 5230 MHz
Medium parameters used: f = 5230 MHz; $\sigma$ = 5.333 S/m; $\varepsilon_r$ = 49.438; $\rho$ = 1000 kg/m$^3$
Phantom section: Flat Section

DASY Configuration:

- Probe: EX3DV4 - SN3848; ConvF(4.79, 4.79, 4.79); Calibrated: 2013/4/30;
- Sensor-Surface: 2mm (Mechanical Surface Detection)
- Electronics: DAE4 Sn1336; Calibrated: 2013/5/23
- Phantom: ELI v5.0; Type: QDOVA002AA; Serial: TP:1141
- DASY52 52.8.5(1059); SEMCAD X 14.6.8(7028)

**Configuration/Right Edge/Area Scan (71x211x1):** Interpolated grid: dx=10 mm, dy=10 mm
Maximum value of SAR (interpolated) = 1.74 W/kg

**Configuration/Right Edge/Zoom Scan (7x7x12)/Cube 0:** Measurement grid: dx=4mm, dy=4mm, dz=2mm
Reference Value = 10.513 V/m; Power Drift = 0.02 dB
Peak SAR (extrapolated) = 3.71 W/kg

**SAR(1 g) = 0.904 W/kg; SAR(10 g) = 0.286 W/kg**
Maximum value of SAR (measured) = 1.81 W/kg

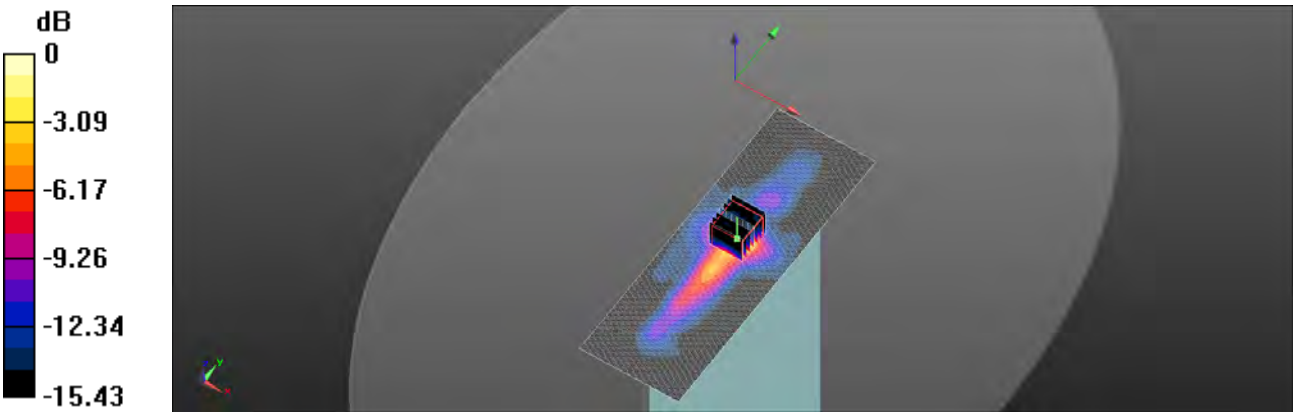


0 dB = 1.81 W/kg = 2.58 dBW/kg

Unless otherwise stated the results shown in this test report refer only to the sample(s) tested and such sample(s) are retained for 90 days only.
除非另有說明，此報告結果僅對測試之樣品負責，同時此樣品僅保留90天。本報告未經本公司書面許可，不可部份複製。
This document is issued by the Company subject to its General Conditions of Service printed overleaf, available on request or accessible at www.sgs.com/terms_and_conditions.htm and, for electronic format documents, subject to Terms and Conditions for Electronic Documents at www.sgs.com/terms_e-document.htm. Attention is drawn to the limitation of liability, indemnification and jurisdiction issues defined therein. Any holder of this document is advised that information contained hereon reflects the Company's findings at the time of its intervention only and within the limits of Client's instructions, if any. The Company's sole responsibility is to its Client and this document does not exonerate parties to a transaction from exercising all their rights and obligations under the transaction documents. This document cannot be reproduced except in full, without prior written approval of the Company. Any unauthorized alteration, forgery or falsification of the content or appearance of this document is unlawful and offenders may be prosecuted to the fullest extent of the law.

Date: 2013/8/4

## Right Edge_WLAN802.11a 5.3G_CH60_Aux_repeat SAR test at the highest SAR measurement

Communication System: WLAN 5G; Frequency: 5300 MHz
Medium parameters used: f = 5300 MHz; $\sigma$ = 5.425 S/m; $\varepsilon_r$ = 49.264; $\rho$ = 1000 kg/m$^3$
Phantom section: Flat Section

DASY Configuration:

- Probe: EX3DV4 - SN3848; ConvF(4.71, 4.71, 4.71); Calibrated: 2013/4/30;
- Sensor-Surface: 2mm (Mechanical Surface Detection)
- Electronics: DAE4 Sn1336; Calibrated: 2013/5/23
- Phantom: ELI v5.0; Type: QDOVA002AA; Serial: TP:1141
- DASY52 52.8.5(1059); SEMCAD X 14.6.8(7028)

**Configuration/Right Edge/Area Scan (71x211x1):** Interpolated grid: dx=10 mm, dy=10 mm
Maximum value of SAR (interpolated) = 2.78 W/kg

**Configuration/Right Edge/Zoom Scan (7x7x12)/Cube 0:** Measurement grid: dx=4mm, dy=4mm, dz=2mm
Reference Value = 12.133 V/m; Power Drift = -0.14 dB
Peak SAR (extrapolated) = 6.40 W/kg

**SAR(1 g) = 1.44 W/kg; SAR(10 g) = 0.430 W/kg**
Maximum value of SAR (measured) = 2.95 W/kg

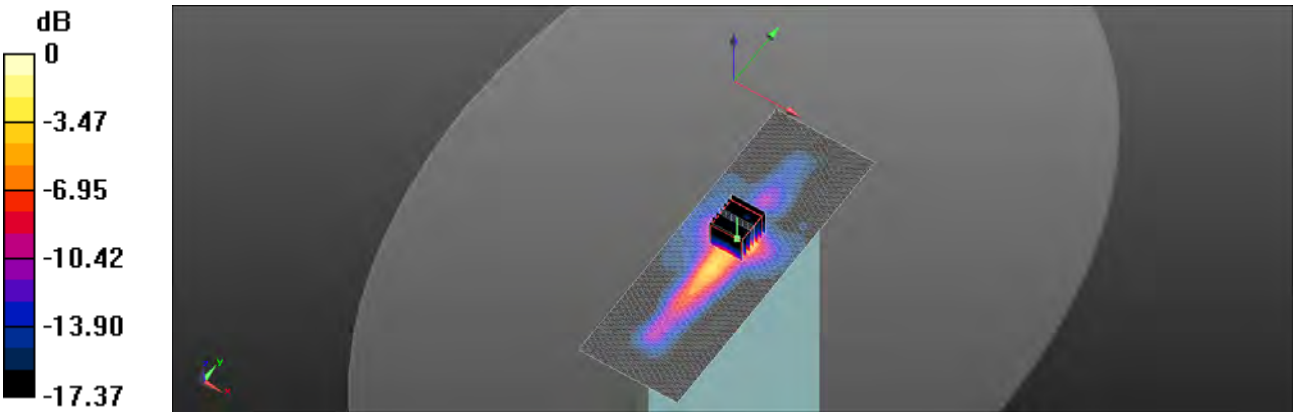


0 dB = 2.95 W/kg = 4.70 dBW/kg

Unless otherwise stated the results shown in this test report refer only to the sample(s) tested and such sample(s) are retained for 90 days only.
除非另有說明，此報告結果僅對測試之樣品負責，同時此樣品僅保留90天。本報告未經本公司書面許可，不可部份複製。
This document is issued by the Company subject to its General Conditions of Service printed overleaf, available on request or accessible at www.sgs.com/terms_and_conditions.htm and, for electronic format documents, subject to Terms and Conditions for Electronic Documents at www.sgs.com/terms_e-document.htm. Attention is drawn to the limitation of liability, indemnification and jurisdiction issues defined therein. Any holder of this document is advised that information contained hereon reflects the Company's findings at the time of its intervention only and within the limits of Client's instructions, if any. The Company's sole responsibility is to its Client and this document does not exonerate parties to a transaction from exercising all their rights and obligations under the transaction documents. This document cannot be reproduced except in full, without prior written approval of the Company. Any unauthorized alteration, forgery or falsification of the content or appearance of this document is unlawful and offenders may be prosecuted to the fullest extent of the law.

Date: 2013/8/8

## Lap-held_WLAN802.11a 5.6G_CH116_Aux

Communication System: WLAN 5G; Frequency: 5580 MHz
Medium parameters used: f = 5580 MHz; σ = 5.835 S/m; εr = 48.664; ρ = 1000 kg/m$^3$
Phantom section: Flat Section

DASY Configuration:

- Probe: EX3DV4 - SN3848; ConvF(4.42, 4.42, 4.42); Calibrated: 2013/4/30;
- Sensor-Surface: 2mm (Mechanical Surface Detection)
- Electronics: DAE4 Sn1336; Calibrated: 2013/5/23
- Phantom: ELI v5.0; Type: QDOVA002AA; Serial: TP:1141
- DASY52 52.8.5(1059); SEMCAD X 14.6.8(7028)

**Configuration/Lap-held/Area Scan (211x71x1):** Interpolated grid: dx=10 mm, dy=10 mm
Maximum value of SAR (interpolated) = 2.31 W/kg

**Configuration/Lap-held/Zoom Scan (7x7x12)/Cube 0:** Measurement grid: dx=4mm, dy=4mm, dz=2mm
Reference Value = 7.719 V/m; Power Drift = 0.12 dB
Peak SAR (extrapolated) = 6.85 W/kg

**SAR(1 g) = 1.39 W/kg; SAR(10 g) = 0.674 W/kg**
Maximum value of SAR (measured) = 2.35 W/kg




0 dB = 2.35 W/kg = 3.71 dBW/kg

Unless otherwise stated the results shown in this test report refer only to the sample(s) tested and such sample(s) are retained for 90 days only.
除非另有說明，此報告結果僅對測試之樣品負責，同時此樣品僅保留90天。本報告未經本公司書面許可，不可部份複製。
This document is issued by the Company subject to its General Conditions of Service printed overleaf, available on request or accessible at www.sgs.com/terms_and_conditions.htm and, for electronic format documents, subject to Terms and Conditions for Electronic Documents at www.sgs.com/terms_e-document.htm. Attention is drawn to the limitation of liability, indemnification and jurisdiction issues defined therein. Any holder of this document is advised that information contained hereon reflects the Company's findings at the time of its intervention only and within the limits of Client's instructions, if any. The Company's sole responsibility is to its Client and this document does not exonerate parties to a transaction from exercising all their rights and obligations under the transaction documents. This document cannot be reproduced except in full, without prior written approval of the Company. Any unauthorized alteration, forgery or falsification of the content or appearance of this document is unlawful and offenders may be prosecuted to the fullest extent of the law.

Date: 2013/8/9

## Lap-held_WLAN802.11a 5.8G_CH149_Aux

Communication System: WLAN 5G; Frequency: 5745 MHz
Medium parameters used: f = 5745 MHz; σ = 6.067 S/m; $\varepsilon_r$ = 48.354; ρ = 1000 kg/m$^3$
Phantom section: Flat Section

DASY Configuration:

- Probe: EX3DV4 - SN3848; ConvF(4.42, 4.42, 4.42); Calibrated: 2013/4/30;
- Sensor-Surface: 2mm (Mechanical Surface Detection)
- Electronics: DAE4 Sn1336; Calibrated: 2013/5/23
- Phantom: ELI v5.0; Type: QDOVA002AA; Serial: TP:1141
- DASY52 52.8.5(1059); SEMCAD X 14.6.8(7028)

**Configuration/Lap-held/Area Scan (211x71x1):** Interpolated grid: dx=10 mm, dy=10 mm
Maximum value of SAR (interpolated) = 1.81 W/kg

**Configuration/Lap-held/Zoom Scan (7x7x12)/Cube 0:** Measurement grid: dx=4mm, dy=4mm, dz=2mm
Reference Value = 10.267 V/m; Power Drift = -0.15 dB
Peak SAR (extrapolated) = 5.42 W/kg

**SAR(1 g) = 1.21 W/kg; SAR(10 g) = 0.618 W/kg**
Maximum value of SAR (measured) = 2.06 W/kg




0 dB = 2.06 W/kg = 3.14 dBW/kg

Unless otherwise stated the results shown in this test report refer only to the sample(s) tested and such sample(s) are retained for 90 days only.
除非另有說明，此報告結果僅對測試之樣品負責，同時此樣品僅保留90天。本報告未經本公司書面許可，不可部份複製。
This document is issued by the Company subject to its General Conditions of Service printed overleaf, available on request or accessible at www.sgs.com/terms_and_conditions.htm and, for electronic format documents, subject to Terms and Conditions for Electronic Documents at www.sgs.com/terms_e-document.htm. Attention is drawn to the limitation of liability, indemnification and jurisdiction issues defined therein. Any holder of this document is advised that information contained hereon reflects the Company's findings at the time of its intervention only and within the limits of Client's instructions, if any. The Company's sole responsibility is to its Client and this document does not exonerate parties to a transaction from exercising all their rights and obligations under the transaction documents. This document cannot be reproduced except in full, without prior written approval of the Company. Any unauthorized alteration, forgery or falsification of the content or appearance of this document is unlawful and offenders may be prosecuted to the fullest extent of the law.

Date: 2013/8/1

**Lap-held_WLAN802.11g_CH6_MIMO**
Communication System: WLAN 2.45G (FCC); Frequency: 2437 MHz
Medium parameters used: f = 2437 MHz; σ = 2.017 S/m; $\varepsilon_r$ = 54.209; ρ = 1000 kg/m$^3$
Phantom section: Flat Section

DASY Configuration:

- Probe: EX3DV4 - SN3848; ConvF(7.12, 7.12, 7.12); Calibrated: 2013/4/30;
- Sensor-Surface: 2mm (Mechanical Surface Detection)
- Electronics: DAE4 Sn1336; Calibrated: 2013/5/23
- Phantom: ELI v5.0; Type: QDOVA002AA; Serial: TP:1141
- DASY52 52.8.6(1115); SEMCAD X 14.6.8(7028)

**Configuration/Lap-held/Area Scan (181x251x1):** Interpolated grid: dx=12 mm, dy=12 mm
Maximum value of SAR (interpolated) = 1.28 W/kg
**Configuration/Lap-held/Zoom Scan (7x7x7)/Cube 0:** Measurement grid: dx=5mm, dy=5mm, dz=5mm
Reference Value = 6.634 V/m; Power Drift = 0.01 dB
Peak SAR (extrapolated) = 1.64 W/kg
**SAR(1 g) = 0.781 W/kg; SAR(10 g) = 0.409 W/kg**
Maximum value of SAR (measured) = 1.15 W/kg
**Configuration/Lap-held/Zoom Scan (7x7x7)/Cube 1:** Measurement grid: dx=5mm, dy=5mm, dz=5mm
Reference Value = 6.634 V/m; Power Drift = 0.01 dB
Peak SAR (extrapolated) = 1.38 W/kg
**SAR(1 g) = 0.665 W/kg; SAR(10 g) = 0.362 W/kg**
Maximum value of SAR (measured) = 0.987 W/kg




0 dB = 0.987 W/kg = -0.06 dBW/kg

Unless otherwise stated the results shown in this test report refer only to the sample(s) tested and such sample(s) are retained for 90 days only.
除非另有說明，此報告結果僅對測試之樣品負責，同時此樣品僅保留90天。本報告未經本公司書面許可，不可部份複製。
This document is issued by the Company subject to its General Conditions of Service printed overleaf, available on request or accessible at www.sgs.com/terms_and_conditions.htm and, for electronic format documents, subject to Terms and Conditions for Electronic Documents at www.sgs.com/terms_e-document.htm. Attention is drawn to the limitation of liability, indemnification and jurisdiction issues defined therein. Any holder of this document is advised that information contained hereon reflects the Company's findings at the time of its intervention only and within the limits of Client's instructions, if any. The Company's sole responsibility is to its Client and this document does not exonerate parties to a transaction from exercising all their rights and obligations under the transaction documents. This document cannot be reproduced except in full, without prior written approval of the Company. Any unauthorized alteration, forgery or falsification of the content or appearance of this document is unlawful and offenders may be prosecuted to the fullest extent of the law.

Date: 2013/8/3

**Lap-held_WLAN802.11a 5.2G_CH48_MIMO**
Communication System: WLAN 5G; Frequency: 5240 MHz
Medium parameters used: f = 5240 MHz; σ = 5.352 S/m; εr = 49.429; ρ = 1000 kg/m$^3$
Phantom section: Flat Section

DASY Configuration:

- Probe: EX3DV4 - SN3848; ConvF(4.79, 4.79, 4.79); Calibrated: 2013/4/30;
- Sensor-Surface: 2mm (Mechanical Surface Detection)
- Electronics: DAE4 Sn1336; Calibrated: 2013/5/23
- Phantom: ELI v5.0; Type: QDOVA002AA; Serial: TP:1141
- DASY52 52.8.5(1059); SEMCAD X 14.6.8(7028)

**Configuration/Lap-held/Area Scan (211x301x1):** Interpolated grid: dx=10 mm, dy=10 mm
Maximum value of SAR (interpolated) = 1.34 W/kg
**Configuration/Lap-held/Zoom Scan (7x7x12)/Cube 0:** Measurement grid: dx=4mm, dy=4mm, dz=2mm
Reference Value = 11.502 V/m; Power Drift = -0.12 dB
Peak SAR (extrapolated) = 2.99 W/kg
**SAR(1 g) = 0.912 W/kg; SAR(10 g) = 0.605 W/kg**
Maximum value of SAR (measured) = 1.29 W/kg
**Configuration/Lap-held/Zoom Scan (7x7x12)/Cube 1:** Measurement grid: dx=4mm, dy=4mm, dz=2mm
Reference Value = 11.502 V/m; Power Drift = -0.12 dB
Peak SAR (extrapolated) = 2.26 W/kg
**SAR(1 g) = 0.781 W/kg; SAR(10 g) = 0.564 W/kg**
Maximum value of SAR (measured) = 1.09 W/kg




0 dB = 1.09 W/kg = 0.37 dBW/kg

Unless otherwise stated the results shown in this test report refer only to the sample(s) tested and such sample(s) are retained for 90 days only.
除非另有說明，此報告結果僅對測試之樣品負責，同時此樣品僅保留90天。本報告未經本公司書面許可，不可部份複製。
This document is issued by the Company subject to its General Conditions of Service printed overleaf, available on request or accessible at www.sgs.com/terms_and_conditions.htm and, for electronic format documents, subject to Terms and Conditions for Electronic Documents at www.sgs.com/terms_e-document.htm. Attention is drawn to the limitation of liability, indemnification and jurisdiction issues defined therein. Any holder of this document is advised that information contained hereon reflects the Company's findings at the time of its intervention only and within the limits of Client's instructions, if any. The Company's sole responsibility is to its Client and this document does not exonerate parties to a transaction from exercising all their rights and obligations under the transaction documents. This document cannot be reproduced except in full, without prior written approval of the Company. Any unauthorized alteration, forgery or falsification of the content or appearance of this document is unlawful and offenders may be prosecuted to the fullest extent of the law.

Date: 2013/8/3

**Lap-held_WLAN802.11n(20M) 5.2G_CH40_MIMO**
Communication System: WLAN 5G; Frequency: 5200 MHz
Medium parameters used: f = 5200 MHz; σ = 5.291 S/m; εr = 49.498; ρ = 1000 kg/m$^3$
Phantom section: Flat Section

DASY Configuration:

- Probe: EX3DV4 - SN3848; ConvF(4.79, 4.79, 4.79); Calibrated: 2013/4/30;
- Sensor-Surface: 2mm (Mechanical Surface Detection)
- Electronics: DAE4 Sn1336; Calibrated: 2013/5/23
- Phantom: ELI v5.0; Type: QDOVA002AA; Serial: TP:1141
- DASY52 52.8.5(1059); SEMCAD X 14.6.8(7028)

**Configuration/Lap-held/Area Scan (211x301x1):** Interpolated grid: dx=10 mm, dy=10 mm
Maximum value of SAR (interpolated) = 1.57 W/kg
**Configuration/Lap-held/Zoom Scan (7x7x12)/Cube 0:** Measurement grid: dx=4mm, dy=4mm, dz=2mm
Reference Value = 11.382 V/m; Power Drift = -0.16 dB
Peak SAR (extrapolated) = 3.05 W/kg
**SAR(1 g) = 0.901 W/kg; SAR(10 g) = 0.574 W/kg**
Maximum value of SAR (measured) = 1.30 W/kg
**Configuration/Lap-held/Zoom Scan (7x7x12)/Cube 1:** Measurement grid: dx=4mm, dy=4mm, dz=2mm
Reference Value = 11.382 V/m; Power Drift = -0.16 dB
Peak SAR (extrapolated) = 2.29 W/kg
**SAR(1 g) = 0.797 W/kg; SAR(10 g) = 0.558 W/kg**
Maximum value of SAR (measured) = 1.12 W/kg




0 dB = 1.12 W/kg = 0.49 dBW/kg

Unless otherwise stated the results shown in this test report refer only to the sample(s) tested and such sample(s) are retained for 90 days only.
除非另有說明，此報告結果僅對測試之樣品負責，同時此樣品僅保留90天。本報告未經本公司書面許可，不可部份複製。
This document is issued by the Company subject to its General Conditions of Service printed overleaf, available on request or accessible at www.sgs.com/terms_and_conditions.htm and, for electronic format documents, subject to Terms and Conditions for Electronic Documents at www.sgs.com/terms_e-document.htm. Attention is drawn to the limitation of liability, indemnification and jurisdiction issues defined therein. Any holder of this document is advised that information contained hereon reflects the Company's findings at the time of its intervention only and within the limits of Client's instructions, if any. The Company's sole responsibility is to its Client and this document does not exonerate parties to a transaction from exercising all their rights and obligations under the transaction documents. This document cannot be reproduced except in full, without prior written approval of the Company. Any unauthorized alteration, forgery or falsification of the content or appearance of this document is unlawful and offenders may be prosecuted to the fullest extent of the law.

Date: 2013/8/3

**Lap-held_WLAN802.11n(40M) 5.2G_CH46_MIMO**
Communication System: WLAN 5G; Frequency: 5230 MHz
Medium parameters used: f = 5230 MHz; σ = 5.34 S/m; εr = 49.447; ρ = 1000 kg/m$^3$
Phantom section: Flat Section

DASY Configuration:

- Probe: EX3DV4 - SN3848; ConvF(4.79, 4.79, 4.79); Calibrated: 2013/4/30;
- Sensor-Surface: 2mm (Mechanical Surface Detection)
- Electronics: DAE4 Sn1336; Calibrated: 2013/5/23
- Phantom: ELI v5.0; Type: QDOVA002AA; Serial: TP:1141
- DASY52 52.8.5(1059); SEMCAD X 14.6.8(7028)

**Configuration/Lap-held/Area Scan (211x301x1):** Interpolated grid: dx=10 mm, dy=10 mm
Maximum value of SAR (interpolated) = 1.62 W/kg
**Configuration/Lap-held/Zoom Scan (7x7x12)/Cube 0:** Measurement grid: dx=4mm, dy=4mm, dz=2mm
Reference Value = 9.188 V/m; Power Drift = 0.14 dB
Peak SAR (extrapolated) = 3.26 W/kg
**SAR(1 g) = 1.06 W/kg; SAR(10 g) = 0.667 W/kg**
Maximum value of SAR (measured) = 1.56 W/kg
**Configuration/Lap-held/Zoom Scan (7x7x12)/Cube 1:** Measurement grid: dx=4mm, dy=4mm, dz=2mm
Reference Value = 9.188 V/m; Power Drift = 0.14 dB
Peak SAR (extrapolated) = 2.88 W/kg
**SAR(1 g) = 0.945 W/kg; SAR(10 g) = 0.645 W/kg**
Maximum value of SAR (measured) = 1.38 W/kg




0 dB = 1.38 W/kg = 1.40 dBW/kg

Unless otherwise stated the results shown in this test report refer only to the sample(s) tested and such sample(s) are retained for 90 days only.
除非另有說明，此報告結果僅對測試之樣品負責，同時此樣品僅保留90天。本報告未經本公司書面許可，不可部份複製。
This document is issued by the Company subject to its General Conditions of Service printed overleaf, available on request or accessible at www.sgs.com/terms_and_conditions.htm and, for electronic format documents, subject to Terms and Conditions for Electronic Documents at www.sgs.com/terms_e-document.htm. Attention is drawn to the limitation of liability, indemnification and jurisdiction issues defined therein. Any holder of this document is advised that information contained hereon reflects the Company's findings at the time of its intervention only and within the limits of Client's instructions, if any. The Company's sole responsibility is to its Client and this document does not exonerate parties to a transaction from exercising all their rights and obligations under the transaction documents. This document cannot be reproduced except in full, without prior written approval of the Company. Any unauthorized alteration, forgery or falsification of the content or appearance of this document is unlawful and offenders may be prosecuted to the fullest extent of the law.

Date: 2013/8/4

**Right Edge_WLAN802.11a 5.3G_CH64_MIMO_repeat SAR test at the highest SAR measurement**

Communication System: WLAN 5G; Frequency: 5320 MHz
Medium parameters used: f = 5320 MHz; $\sigma$ = 5.459 S/m; $\varepsilon_r$ = 49.216; $\rho$ = 1000 kg/m$^3$
Phantom section: Flat Section

DASY Configuration:

- Probe: EX3DV4 - SN3848; ConvF(4.71, 4.71, 4.71); Calibrated: 2013/4/30;
- Sensor-Surface: 2mm (Mechanical Surface Detection)
- Electronics: DAE4 Sn1336; Calibrated: 2013/5/23
- Phantom: ELI v5.0; Type: QDOVA002AA; Serial: TP:1141
- DASY52 52.8.5(1059); SEMCAD X 14.6.8(7028)

**Configuration/Right Edge/Area Scan (71x211x1):** Interpolated grid: dx=10 mm, dy=10 mm
Maximum value of SAR (interpolated) = 2.31 W/kg

**Configuration/Right Edge/Zoom Scan (7x7x12)/Cube 0:** Measurement grid: dx=4mm, dy=4mm, dz=2mm
Reference Value = 12.951 V/m; Power Drift = -0.10 dB
Peak SAR (extrapolated) = 5.22 W/kg

**SAR(1 g) = 1.17 W/kg; SAR(10 g) = 0.380 W/kg**
Maximum value of SAR (measured) = 2.33 W/kg

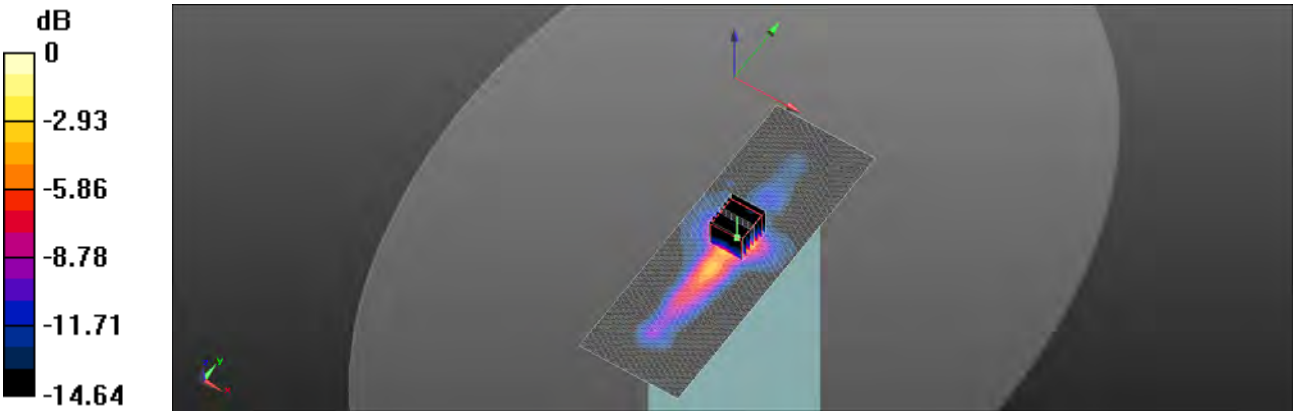


0 dB = 2.33 W/kg = 3.67 dBW/kg

Unless otherwise stated the results shown in this test report refer only to the sample(s) tested and such sample(s) are retained for 90 days only.
除非另有說明，此報告結果僅對測試之樣品負責，同時此樣品僅保留90天。本報告未經本公司書面許可，不可部份複製。
This document is issued by the Company subject to its General Conditions of Service printed overleaf, available on request or accessible at www.sgs.com/terms_and_conditions.htm and, for electronic format documents, subject to Terms and Conditions for Electronic Documents at www.sgs.com/terms_e-document.htm. Attention is drawn to the limitation of liability, indemnification and jurisdiction issues defined therein. Any holder of this document is advised that information contained hereon reflects the Company's findings at the time of its intervention only and within the limits of Client's instructions, if any. The Company's sole responsibility is to its Client and this document does not exonerate parties to a transaction from exercising all their rights and obligations under the transaction documents. This document cannot be reproduced except in full, without prior written approval of the Company. Any unauthorized alteration, forgery or falsification of the content or appearance of this document is unlawful and offenders may be prosecuted to the fullest extent of the law.

Date: 2013/8/8

**Lap-held_WLAN802.11a 5.6G_CH116_MIMO**
Communication System: WLAN 5G; Frequency: 5580 MHz
Medium parameters used: f = 5580 MHz; σ = 5.835 S/m; εr = 48.664; ρ = 1000 kg/m$^3$
Phantom section: Flat Section

DASY Configuration:

- Probe: EX3DV4 - SN3848; ConvF(4.42, 4.42, 4.42); Calibrated: 2013/4/30;
- Sensor-Surface: 2mm (Mechanical Surface Detection)
- Electronics: DAE4 Sn1336; Calibrated: 2013/5/23
- Phantom: ELI v5.0; Type: QDOVA002AA; Serial: TP:1141
- DASY52 52.8.5(1059); SEMCAD X 14.6.8(7028)

**Configuration/Lap-held/Area Scan (211x301x1):** Interpolated grid: dx=10 mm, dy=10 mm
Maximum value of SAR (interpolated) = 2.25 W/kg
**Configuration/Lap-held/Zoom Scan (7x7x12)/Cube 0:** Measurement grid: dx=4mm, dy=4mm, dz=2mm
Reference Value = 8.881 V/m; Power Drift = 0.13 dB
Peak SAR (extrapolated) = 6.74 W/kg
**SAR(1 g) = 1.45 W/kg; SAR(10 g) = 0.796 W/kg**
Maximum value of SAR (measured) = 2.33 W/kg
**Configuration/Lap-held/Zoom Scan (7x7x12)/Cube 1:** Measurement grid: dx=4mm, dy=4mm, dz=2mm
Reference Value = 8.881 V/m; Power Drift = 0.13 dB
Peak SAR (extrapolated) = 5.31 W/kg
**SAR(1 g) = 1.27 W/kg; SAR(10 g) = 0.755 W/kg**
Maximum value of SAR (measured) = 1.95 W/kg




0 dB = 1.95 W/kg = 2.90 dBW/kg

Unless otherwise stated the results shown in this test report refer only to the sample(s) tested and such sample(s) are retained for 90 days only.
除非另有說明，此報告結果僅對測試之樣品負責，同時此樣品僅保留90天。本報告未經本公司書面許可，不可部份複製。
This document is issued by the Company subject to its General Conditions of Service printed overleaf, available on request or accessible at www.sgs.com/terms_and_conditions.htm and, for electronic format documents, subject to Terms and Conditions for Electronic Documents at www.sgs.com/terms_e-document.htm. Attention is drawn to the limitation of liability, indemnification and jurisdiction issues defined therein. Any holder of this document is advised that information contained hereon reflects the Company's findings at the time of its intervention only and within the limits of Client's instructions, if any. The Company's sole responsibility is to its Client and this document does not exonerate parties to a transaction from exercising all their rights and obligations under the transaction documents. This document cannot be reproduced except in full, without prior written approval of the Company. Any unauthorized alteration, forgery or falsification of the content or appearance of this document is unlawful and offenders may be prosecuted to the fullest extent of the law.

Date: 2013/8/10

**Lap-held_WLAN802.11a 5.8G_CH165_MIMO_repeat SAR test at the highest SAR measurement**

Communication System: WLAN 5G; Frequency: 5825 MHz
Medium parameters used: f = 5825 MHz; σ = 6.19 S/m; εr = 48.226; ρ = 1000 kg/m$^3$
Phantom section: Flat Section

DASY Configuration:

- Probe: EX3DV4 - SN3848; ConvF(4.42, 4.42, 4.42); Calibrated: 2013/4/30;
- Sensor-Surface: 2mm (Mechanical Surface Detection)
- Electronics: DAE4 Sn1336; Calibrated: 2013/5/23
- Phantom: ELI v5.0; Type: QDOVA002AA; Serial: TP:1141
- DASY52 52.8.5(1059); SEMCAD X 14.6.8(7028)

**Configuration/Lap-held/Area Scan (211x301x1):** Interpolated grid: dx=10 mm, dy=10 mm
Maximum value of SAR (interpolated) = 1.96 W/kg
**Configuration/Lap-held/Zoom Scan (7x7x12)/Cube 0:** Measurement grid: dx=4mm, dy=4mm, dz=2mm
Reference Value = 9.254 V/m; Power Drift = 0.14 dB
Peak SAR (extrapolated) = 6.46 W/kg
**SAR(1 g) = 1.29 W/kg; SAR(10 g) = 0.790 W/kg**
Maximum value of SAR (measured) = 1.92 W/kg
**Configuration/Lap-held/Zoom Scan (7x7x12)/Cube 1:** Measurement grid: dx=4mm, dy=4mm, dz=2mm
Reference Value = 9.254 V/m; Power Drift = 0.14 dB
Peak SAR (extrapolated) = 5.47 W/kg
**SAR(1 g) = 1.18 W/kg; SAR(10 g) = 0.746 W/kg**
Maximum value of SAR (measured) = 1.70 W/kg
**Configuration/Lap-held/Zoom Scan (7x7x12)/Cube 2:** Measurement grid: dx=4mm, dy=4mm, dz=2mm
Reference Value = 9.254 V/m; Power Drift = 0.14 dB
Peak SAR (extrapolated) = 0.792 W/kg
**SAR(1 g) = 0.676 W/kg; SAR(10 g) = 0.625 W/kg**
Maximum value of SAR (measured) = 0.792 W/kg




0 dB = 0.792 W/kg = -1.01 dBW/kg

Unless otherwise stated the results shown in this test report refer only to the sample(s) tested and such sample(s) are retained for 90 days only.
除非另有說明，此報告結果僅對測試之樣品負責，同時此樣品僅保留90天。本報告未經本公司書面許可，不可部份複製。
This document is issued by the Company subject to its General Conditions of Service printed overleaf, available on request or accessible at www.sgs.com/terms_and_conditions.htm and, for electronic format documents, subject to Terms and Conditions for Electronic Documents at www.sgs.com/terms_e-document.htm. Attention is drawn to the limitation of liability, indemnification and jurisdiction issues defined therein. Any holder of this document is advised that information contained hereon reflects the Company's findings at the time of its intervention only and within the limits of Client's instructions, if any. The Company's sole responsibility is to its Client and this document does not exonerate parties to a transaction from exercising all their rights and obligations under the transaction documents. This document cannot be reproduced except in full, without prior written approval of the Company. Any unauthorized alteration, forgery or falsification of the content or appearance of this document is unlawful and offenders may be prosecuted to the fullest extent of the law.

Date: 2013/8/10

**Lap-held_WLAN802.11n(20M) 5.8G_CH157_MIMO_repeat SAR test at the highest SAR measurement**

Communication System: WLAN 5G; Frequency: 5785 MHz
Medium parameters used: f = 5785 MHz; σ = 6.139 S/m; εr = 48.259; ρ = 1000 kg/m$^3$
Phantom section: Flat Section

DASY Configuration:

- Probe: EX3DV4 - SN3848; ConvF(4.42, 4.42, 4.42); Calibrated: 2013/4/30;
- Sensor-Surface: 2mm (Mechanical Surface Detection)
- Electronics: DAE4 Sn1336; Calibrated: 2013/5/23
- Phantom: ELI v5.0; Type: QDOVA002AA; Serial: TP:1141
- DASY52 52.8.5(1059); SEMCAD X 14.6.8(7028)

**Configuration/Lap-held/Area Scan (211x301x1):** Interpolated grid: dx=10 mm, dy=10 mm
Maximum value of SAR (interpolated) = 1.97 W/kg

**Configuration/Lap-held/Zoom Scan (7x7x12)/Cube 0:** Measurement grid: dx=4mm, dy=4mm, dz=2mm
Reference Value = 13.019 V/m; Power Drift = -0.17dB
Peak SAR (extrapolated) = 5.40 W/kg
**SAR(1 g) = 1.31 W/kg; SAR(10 g) = 0.781 W/kg**
Maximum value of SAR (measured) = 2.02 W/kg

**Configuration/Lap-held/Zoom Scan (7x7x12)/Cube 1:** Measurement grid: dx=4mm, dy=4mm, dz=2mm
Reference Value = 13.019 V/m; Power Drift = -0.17 dB
Peak SAR (extrapolated) = 4.81 W/kg
**SAR(1 g) = 1.19 W/kg; SAR(10 g) = 0.739 W/kg**
Maximum value of SAR (measured) = 1.85 W/kg




0 dB = 1.85 W/kg = 2.67 dBW/kg

Unless otherwise stated the results shown in this test report refer only to the sample(s) tested and such sample(s) are retained for 90 days only.
除非另有說明，此報告結果僅對測試之樣品負責，同時此樣品僅保留90天。本報告未經本公司書面許可，不可部份複製。
This document is issued by the Company subject to its General Conditions of Service printed overleaf, available on request or accessible at www.sgs.com/terms_and_conditions.htm and, for electronic format documents, subject to Terms and Conditions for Electronic Documents at www.sgs.com/terms_e-document.htm. Attention is drawn to the limitation of liability, indemnification and jurisdiction issues defined therein. Any holder of this document is advised that information contained hereon reflects the Company's findings at the time of its intervention only and within the limits of Client's instructions, if any. The Company's sole responsibility is to its Client and this document does not exonerate parties to a transaction from exercising all their rights and obligations under the transaction documents. This document cannot be reproduced except in full, without prior written approval of the Company. Any unauthorized alteration, forgery or falsification of the content or appearance of this document is unlawful and offenders may be prosecuted to the fullest extent of the law.

Date: 2013/8/1

## Lap-held_Bluetooth_CH0

Communication System: Bluetooth; Frequency: 2402 MHz
Medium parameters used: f = 2402 MHz; σ = 1.969 S/m; $\varepsilon_r$ = 54.344; ρ = 1000 kg/m$^3$
Phantom section: Flat Section

DASY Configuration:

- Probe: EX3DV4 - SN3848; ConvF(7.12, 7.12, 7.12); Calibrated: 2013/4/30;
- Sensor-Surface: 2mm (Mechanical Surface Detection)
- Electronics: DAE4 Sn1336; Calibrated: 2013/5/23
- Phantom: ELI v5.0; Type: QDOVA002AA; Serial: TP:1141
- DASY52 52.8.5(1059); SEMCAD X 14.6.8(7028)

**Configuration/Lap-held/Area Scan (181x61x1):** Interpolated grid: dx=12 mm, dy=12 mm
Maximum value of SAR (interpolated) = 0.304 W/kg

**Configuration/Lap-held/Zoom Scan (7x7x7)/Cube 0:** Measurement grid: dx=5mm, dy=5mm, dz=5mm
Reference Value = 3.666 V/m; Power Drift = -0.10 dB
Peak SAR (extrapolated) = 0.448 W/kg

**SAR(1 g) = 0.215 W/kg; SAR(10 g) = 0.109 W/kg**
Maximum value of SAR (measured) = 0.313 W/kg




0 dB = 0.313 W/kg = -5.04 dBW/kg

Unless otherwise stated the results shown in this test report refer only to the sample(s) tested and such sample(s) are retained for 90 days only.
除非另有說明，此報告結果僅對測試之樣品負責，同時此樣品僅保留90天。本報告未經本公司書面許可，不可部份複製。
This document is issued by the Company subject to its General Conditions of Service printed overleaf, available on request or accessible at www.sgs.com/terms_and_conditions.htm and, for electronic format documents, subject to Terms and Conditions for Electronic Documents at www.sgs.com/terms_e-document.htm. Attention is drawn to the limitation of liability, indemnification and jurisdiction issues defined therein. Any holder of this document is advised that information contained hereon reflects the Company's findings at the time of its intervention only and within the limits of Client's instructions, if any. The Company's sole responsibility is to its Client and this document does not exonerate parties to a transaction from exercising all their rights and obligations under the transaction documents. This document cannot be reproduced except in full, without prior written approval of the Company. Any unauthorized alteration, forgery or falsification of the content or appearance of this document is unlawful and offenders may be prosecuted to the fullest extent of the law.

# 5. SAR System Performance Verification

Date: 2013/8/1

## Dipole_2450 MHz (Body)

Communication System: CW; Frequency: 2450 MHz
Medium parameters used: f = 2450 MHz; σ = 2.03 S/m; $\varepsilon_r$ = 54.04; ρ = 1000 kg/m$^3$
Phantom section: Flat Section

DASY Configuration:

- Probe: EX3DV4 - SN3848; ConvF(7.12, 7.12, 7.12); Calibrated: 2013/4/30;
- Sensor-Surface: 2mm (Mechanical Surface Detection)
- Electronics: DAE4 Sn1336; Calibrated: 2013/5/23
- Phantom: ELI v5.0; Type: QDOVA002AA; Serial: TP:1141
- DASY52 52.8.6(1115); SEMCAD X 14.6.9(7117)

**Dipole Calibration for Body Tissue/Pin=250mW, d=10mm/Area Scan (51x61x1):** Interpolated grid: dx=12 mm, dy=12 mm
Maximum value of SAR (interpolated) = 21.0 W/kg

**Dipole Calibration for Body Tissue/Pin=250mW, d=10mm/Zoom Scan (7x7x7)/Cube 0:** Measurement grid: dx=5mm, dy=5mm, dz=5mm
Reference Value = 102.9 V/m; Power Drift = -0.05 dB
Peak SAR (extrapolated) = 28.1 W/kg

**SAR(1 g) = 13.7 W/kg; SAR(10 g) = 6.36 W/kg**
Maximum value of SAR (measured) = 20.6 W/kg

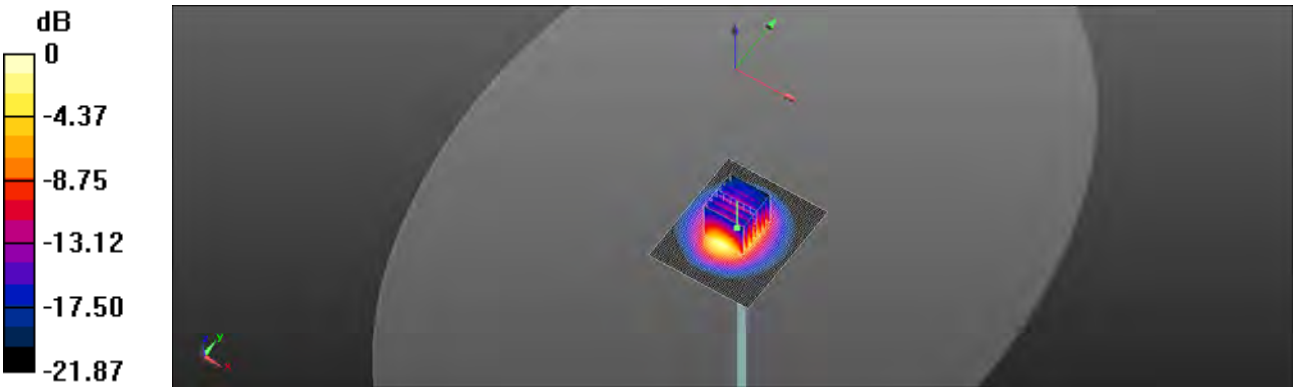


0 dB = 20.6 W/kg = 13.14 dBW/kg

Unless otherwise stated the results shown in this test report refer only to the sample(s) tested and such sample(s) are retained for 90 days only.
除非另有說明，此報告結果僅對測試之樣品負責，同時此樣品僅保留90天。本報告未經本公司書面許可，不可部份複製。
This document is issued by the Company subject to its General Conditions of Service printed overleaf, available on request or accessible at www.sgs.com/terms_and_conditions.htm and, for electronic format documents, subject to Terms and Conditions for Electronic Documents at www.sgs.com/terms_e-document.htm. Attention is drawn to the limitation of liability, indemnification and jurisdiction issues defined therein. Any holder of this document is advised that information contained hereon reflects the Company's findings at the time of its intervention only and within the limits of Client's instructions, if any. The Company's sole responsibility is to its Client and this document does not exonerate parties to a transaction from exercising all their rights and obligations under the transaction documents. This document cannot be reproduced except in full, without prior written approval of the Company. Any unauthorized alteration, forgery or falsification of the content or appearance of this document is unlawful and offenders may be prosecuted to the fullest extent of the law.

Date: 2013/8/2

## Dipole 5.2GHz (Body)

Communication System: CW; Frequency: 5200 MHz
Medium parameters used: f = 5200 MHz; σ = 5.284 S/m; $\varepsilon_r$ = 49.489; ρ = 1000 kg/m$^3$
Phantom section: Flat Section

DASY Configuration:

- Probe: EX3DV4 - SN3848; ConvF(4.79, 4.79, 4.79); Calibrated: 2013/4/30;
- Sensor-Surface: 2mm (Mechanical Surface Detection)
- Electronics: DAE4 Sn1336; Calibrated: 2013/5/23
- Phantom: ELI v5.0; Type: QDOVA002AA; Serial: TP:1141
- DASY52 52.8.6(1115); SEMCAD X 14.6.9(7117)

**Dipole Calibration for Body Tissue/Pin=100mW, d=10mm/Area Scan (71x91x1):** Interpolated grid: dx=10 mm, dy=10 mm
Maximum value of SAR (interpolated) = 16.6 W/kg

**Dipole Calibration for Body Tissue/Pin=100mW, d=10mm/Zoom Scan (7x7x12)/Cube 0:** Measurement grid: dx=4mm, dy=4mm, dz=2mm
Reference Value = 59.343 V/m; Power Drift = 0.02 dB
Peak SAR (extrapolated) = 31.6 W/kg

**SAR(1 g) = 7.41 W/kg; SAR(10 g) = 2.06 W/kg**
Maximum value of SAR (measured) = 15.7 W/kg




0 dB = 15.7 W/kg = 11.96 dBW/kg

Unless otherwise stated the results shown in this test report refer only to the sample(s) tested and such sample(s) are retained for 90 days only.
除非另有說明，此報告結果僅對測試之樣品負責，同時此樣品僅保留90天。本報告未經本公司書面許可，不可部份複製。
This document is issued by the Company subject to its General Conditions of Service printed overleaf, available on request or accessible at www.sgs.com/terms_and_conditions.htm and, for electronic format documents, subject to Terms and Conditions for Electronic Documents at www.sgs.com/terms_e-document.htm. Attention is drawn to the limitation of liability, indemnification and jurisdiction issues defined therein. Any holder of this document is advised that information contained hereon reflects the Company's findings at the time of its intervention only and within the limits of Client's instructions, if any. The Company's sole responsibility is to its Client and this document does not exonerate parties to a transaction from exercising all their rights and obligations under the transaction documents. This document cannot be reproduced except in full, without prior written approval of the Company. Any unauthorized alteration, forgery or falsification of the content or appearance of this document is unlawful and offenders may be prosecuted to the fullest extent of the law.

Date: 2013/8/3

## Dipole 5.2GHz (Body)

Communication System: CW; Frequency: 5200 MHz
Medium parameters used: f = 5200 MHz; σ = 5.291 S/m; $\varepsilon_r$ = 49.498; ρ = 1000 kg/m$^3$
Phantom section: Flat Section

DASY Configuration:

- Probe: EX3DV4 - SN3848; ConvF(4.79, 4.79, 4.79); Calibrated: 2013/4/30;
- Sensor-Surface: 2mm (Mechanical Surface Detection)
- Electronics: DAE4 Sn1336; Calibrated: 2013/5/23
- Phantom: ELI v5.0; Type: QDOVA002AA; Serial: TP:1141
- DASY52 52.8.6(1115); SEMCAD X 14.6.9(7117)

**Dipole Calibration for Body Tissue/Pin=100mW, d=10mm/Area Scan (71x91x1):** Interpolated grid: dx=10 mm, dy=10 mm
Maximum value of SAR (interpolated) = 16.5 W/kg

**Dipole Calibration for Body Tissue/Pin=100mW, d=10mm/Zoom Scan (7x7x12)/Cube 0:** Measurement grid: dx=4mm, dy=4mm, dz=2mm
Reference Value = 59.291 V/m; Power Drift = -0.01 dB
Peak SAR (extrapolated) = 31.6 W/kg

**SAR(1 g) = 7.3 W/kg; SAR(10 g) = 2.01 W/kg**
Maximum value of SAR (measured) = 15.6 W/kg




0 dB = 15.6 W/kg = 11.93 dBW/kg

Unless otherwise stated the results shown in this test report refer only to the sample(s) tested and such sample(s) are retained for 90 days only.
除非另有說明，此報告結果僅對測試之樣品負責，同時此樣品僅保留90天。本報告未經本公司書面許可，不可部份複製。
This document is issued by the Company subject to its General Conditions of Service printed overleaf, available on request or accessible at www.sgs.com/terms_and_conditions.htm and, for electronic format documents, subject to Terms and Conditions for Electronic Documents at www.sgs.com/terms_e-document.htm. Attention is drawn to the limitation of liability, indemnification and jurisdiction issues defined therein. Any holder of this document is advised that information contained hereon reflects the Company's findings at the time of its intervention only and within the limits of Client's instructions, if any. The Company's sole responsibility is to its Client and this document does not exonerate parties to a transaction from exercising all their rights and obligations under the transaction documents. This document cannot be reproduced except in full, without prior written approval of the Company. Any unauthorized alteration, forgery or falsification of the content or appearance of this document is unlawful and offenders may be prosecuted to the fullest extent of the law.

Date: 2013/8/4

## Dipole 5.3GHz (Body)

Communication System: CW; Frequency: 5300 MHz
Medium parameters used: f = 5300 MHz; σ = 5.425 S/m; $\varepsilon_r$ = 49.264; ρ = 1000 kg/m$^3$
Phantom section: Flat Section

DASY Configuration:

- Probe: EX3DV4 - SN3848; ConvF(4.71, 4.71, 4.71); Calibrated: 2013/4/30;
- Sensor-Surface: 2mm (Mechanical Surface Detection)
- Electronics: DAE4 Sn1336; Calibrated: 2013/5/23
- Phantom: ELI v5.0; Type: QDOVA002AA; Serial: TP:1141
- DASY52 52.8.6(1115); SEMCAD X 14.6.9(7117)

**Dipole Calibration for Body Tissue/Pin=100mW, d=10mm/Area Scan (71x91x1):** Interpolated grid: dx=10 mm, dy=10 mm
Maximum value of SAR (interpolated) = 17.2 W/kg

**Dipole Calibration for Body Tissue/Pin=100mW, d=10mm/Zoom Scan (7x7x12)/Cube 0:** Measurement grid: dx=4mm, dy=4mm, dz=2mm
Reference Value = 59.139 V/m; Power Drift = -0.00 dB
Peak SAR (extrapolated) = 34.7 W/kg

**SAR(1 g) = 7.68 W/kg; SAR(10 g) = 2.12 W/kg**
Maximum value of SAR (measured) = 16.4 W/kg




0 dB = 16.4 W/kg = 12.15 dBW/kg

Unless otherwise stated the results shown in this test report refer only to the sample(s) tested and such sample(s) are retained for 90 days only.
除非另有說明，此報告結果僅對測試之樣品負責，同時此樣品僅保留90天。本報告未經本公司書面許可，不可部份複製。
This document is issued by the Company subject to its General Conditions of Service printed overleaf, available on request or accessible at www.sgs.com/terms_and_conditions.htm and, for electronic format documents, subject to Terms and Conditions for Electronic Documents at www.sgs.com/terms_e-document.htm. Attention is drawn to the limitation of liability, indemnification and jurisdiction issues defined therein. Any holder of this document is advised that information contained hereon reflects the Company's findings at the time of its intervention only and within the limits of Client's instructions, if any. The Company's sole responsibility is to its Client and this document does not exonerate parties to a transaction from exercising all their rights and obligations under the transaction documents. This document cannot be reproduced except in full, without prior written approval of the Company. Any unauthorized alteration, forgery or falsification of the content or appearance of this document is unlawful and offenders may be prosecuted to the fullest extent of the law.

Date: 2013/8/7

## Dipole 5.6GHz (Body)

Communication System: CW; Frequency: 5600 MHz
Medium parameters used: f = 5600 MHz; σ = 5.865 S/m; $\varepsilon_r$ = 48.651; ρ = 1000 kg/m$^3$
Phantom section: Flat Section

DASY Configuration:

- Probe: EX3DV4 - SN3848; ConvF(4.42, 4.42, 4.42); Calibrated: 2013/4/30;
- Sensor-Surface: 2mm (Mechanical Surface Detection)
- Electronics: DAE4 Sn1336; Calibrated: 2013/5/23
- Phantom: ELI v5.0; Type: QDOVA002AA; Serial: TP:1141
- DASY52 52.8.6(1115); SEMCAD X 14.6.9(7117)

**Dipole Calibration for Body Tissue/Pin=100mW, d=10mm/Area Scan (71x91x1):** Interpolated grid: dx=10 mm, dy=10 mm
Maximum value of SAR (interpolated) = 19.4 W/kg

**Dipole Calibration for Body Tissue/Pin=100mW, d=10mm/Zoom Scan (7x7x12)/Cube 0:** Measurement grid: dx=4mm, dy=4mm, dz=2mm
Reference Value = 58.885 V/m; Power Drift = 0.00 dB
Peak SAR (extrapolated) = 42.1 W/kg

**SAR(1 g) = 8.37 W/kg; SAR(10 g) = 2.27 W/kg**
Maximum value of SAR (measured) = 18.0 W/kg




0 dB = 18.0 W/kg = 12.55 dBW/kg

Unless otherwise stated the results shown in this test report refer only to the sample(s) tested and such sample(s) are retained for 90 days only.
除非另有說明，此報告結果僅對測試之樣品負責，同時此樣品僅保留90天。本報告未經本公司書面許可，不可部份複製。
This document is issued by the Company subject to its General Conditions of Service printed overleaf, available on request or accessible at www.sgs.com/terms_and_conditions.htm and, for electronic format documents, subject to Terms and Conditions for Electronic Documents at www.sgs.com/terms_e-document.htm. Attention is drawn to the limitation of liability, indemnification and jurisdiction issues defined therein. Any holder of this document is advised that information contained hereon reflects the Company's findings at the time of its intervention only and within the limits of Client's instructions, if any. The Company's sole responsibility is to its Client and this document does not exonerate parties to a transaction from exercising all their rights and obligations under the transaction documents. This document cannot be reproduced except in full, without prior written approval of the Company. Any unauthorized alteration, forgery or falsification of the content or appearance of this document is unlawful and offenders may be prosecuted to the fullest extent of the law.

Date: 2013/8/8

## Dipole 5.6GHz (Body)

Communication System: CW; Frequency: 5600 MHz
Medium parameters used: f = 5600 MHz; σ = 5.854 S/m; $\varepsilon_r$ = 48.643; ρ = 1000 kg/m$^3$
Phantom section: Flat Section

DASY Configuration:

- Probe: EX3DV4 - SN3848; ConvF(4.42, 4.42, 4.42); Calibrated: 2013/4/30;
- Sensor-Surface: 2mm (Mechanical Surface Detection)
- Electronics: DAE4 Sn1336; Calibrated: 2013/5/23
- Phantom: ELI v5.0; Type: QDOVA002AA; Serial: TP:1141
- DASY52 52.8.6(1115); SEMCAD X 14.6.9(7117)

**Dipole Calibration for Body Tissue/Pin=100mW, d=10mm/Area Scan (71x91x1):** Interpolated grid: dx=10 mm, dy=10 mm
Maximum value of SAR (interpolated) = 19.3 W/kg

**Dipole Calibration for Body Tissue/Pin=100mW, d=10mm/Zoom Scan (7x7x12)/Cube 0:** Measurement grid: dx=4mm, dy=4mm, dz=2mm
Reference Value = 58.626 V/m; Power Drift = -0.00 dB
Peak SAR (extrapolated) = 42.4 W/kg

**SAR(1 g) = 8.39 W/kg; SAR(10 g) = 2.28 W/kg**
Maximum value of SAR (measured) = 18.1 W/kg




0 dB = 18.1 W/kg = 12.58 dBW/kg

Unless otherwise stated the results shown in this test report refer only to the sample(s) tested and such sample(s) are retained for 90 days only.
除非另有說明，此報告結果僅對測試之樣品負責，同時此樣品僅保留90天。本報告未經本公司書面許可，不可部份複製。
This document is issued by the Company subject to its General Conditions of Service printed overleaf, available on request or accessible at www.sgs.com/terms_and_conditions.htm and, for electronic format documents, subject to Terms and Conditions for Electronic Documents at www.sgs.com/terms_e-document.htm. Attention is drawn to the limitation of liability, indemnification and jurisdiction issues defined therein. Any holder of this document is advised that information contained hereon reflects the Company's findings at the time of its intervention only and within the limits of Client's instructions, if any. The Company's sole responsibility is to its Client and this document does not exonerate parties to a transaction from exercising all their rights and obligations under the transaction documents. This document cannot be reproduced except in full, without prior written approval of the Company. Any unauthorized alteration, forgery or falsification of the content or appearance of this document is unlawful and offenders may be prosecuted to the fullest extent of the law.

Date: 2013/8/9

## Dipole 5.8GHz (Body)

Communication System: CW; Frequency: 5800 MHz
Medium parameters used: f = 5800 MHz; σ = 6.17 S/m; $\varepsilon_r$ = 48.262; ρ = 1000 kg/m$^3$
Phantom section: Flat Section

DASY Configuration:

- Probe: EX3DV4 - SN3848; ConvF(4.42, 4.42, 4.42); Calibrated: 2013/4/30;
- Sensor-Surface: 2mm (Mechanical Surface Detection)
- Electronics: DAE4 Sn1336; Calibrated: 2013/5/23
- Phantom: ELI v5.0; Type: QDOVA002AA; Serial: TP:1141
- DASY52 52.8.6(1115); SEMCAD X 14.6.9(7117)

**Dipole Calibration for Body Tissue/Pin=100mW, d=10mm/Area Scan (71x91x1):** Interpolated grid: dx=10 mm, dy=10 mm
Maximum value of SAR (interpolated) = 17.6 W/kg

**Dipole Calibration for Body Tissue/Pin=100mW, d=10mm/Zoom Scan (7x7x12)/Cube 0:** Measurement grid: dx=4mm, dy=4mm, dz=2mm
Reference Value = 57.328 V/m; Power Drift = 0.04 dB
Peak SAR (extrapolated) = 36.1 W/kg

**SAR(1 g) = 7.71 W/kg; SAR(10 g) = 2.13 W/kg**
Maximum value of SAR (measured) = 16.8 W/kg




0 dB = 16.8 W/kg = 12.25 dBW/kg

Unless otherwise stated the results shown in this test report refer only to the sample(s) tested and such sample(s) are retained for 90 days only.
除非另有說明，此報告結果僅對測試之樣品負責，同時此樣品僅保留90天。本報告未經本公司書面許可，不可部份複製。
This document is issued by the Company subject to its General Conditions of Service printed overleaf, available on request or accessible at www.sgs.com/terms_and_conditions.htm and, for electronic format documents, subject to Terms and Conditions for Electronic Documents at www.sgs.com/terms_e-document.htm. Attention is drawn to the limitation of liability, indemnification and jurisdiction issues defined therein. Any holder of this document is advised that information contained hereon reflects the Company's findings at the time of its intervention only and within the limits of Client's instructions, if any. The Company's sole responsibility is to its Client and this document does not exonerate parties to a transaction from exercising all their rights and obligations under the transaction documents. This document cannot be reproduced except in full, without prior written approval of the Company. Any unauthorized alteration, forgery or falsification of the content or appearance of this document is unlawful and offenders may be prosecuted to the fullest extent of the law.

Date: 2013/8/10

## Dipole 5.8GHz (Body)

Communication System: CW; Frequency: 5800 MHz
Medium parameters used: f = 5800 MHz; σ = 6.161 S/m; $\varepsilon_r$ = 48.254; ρ = 1000 kg/m$^3$
Phantom section: Flat Section

DASY Configuration:

- Probe: EX3DV4 - SN3848; ConvF(4.42, 4.42, 4.42); Calibrated: 2013/4/30;
- Sensor-Surface: 2mm (Mechanical Surface Detection)
- Electronics: DAE4 Sn1336; Calibrated: 2013/5/23
- Phantom: ELI v5.0; Type: QDOVA002AA; Serial: TP:1141
- DASY52 52.8.6(1115); SEMCAD X 14.6.9(7117)

**Dipole Calibration for Body Tissue/Pin=100mW, d=10mm/Area Scan (71x91x1):** Interpolated grid: dx=10 mm, dy=10 mm
Maximum value of SAR (interpolated) = 17.6 W/kg

**Dipole Calibration for Body Tissue/Pin=100mW, d=10mm/Zoom Scan (7x7x12)/Cube 0:** Measurement grid: dx=4mm, dy=4mm, dz=2mm
Reference Value = 57.385 V/m; Power Drift = 0.03 dB
Peak SAR (extrapolated) = 35.9 W/kg

**SAR(1 g) = 7.65 W/kg; SAR(10 g) = 2.11 W/kg**
Maximum value of SAR (measured) = 16.7 W/kg




0 dB = 16.7 W/kg = 12.23 dBW/kg

Unless otherwise stated the results shown in this test report refer only to the sample(s) tested and such sample(s) are retained for 90 days only.
除非另有說明，此報告結果僅對測試之樣品負責，同時此樣品僅保留90天。本報告未經本公司書面許可，不可部份複製。
This document is issued by the Company subject to its General Conditions of Service printed overleaf, available on request or accessible at www.sgs.com/terms_and_conditions.htm and, for electronic format documents, subject to Terms and Conditions for Electronic Documents at www.sgs.com/terms_e-document.htm. Attention is drawn to the limitation of liability, indemnification and jurisdiction issues defined therein. Any holder of this document is advised that information contained hereon reflects the Company's findings at the time of its intervention only and within the limits of Client's instructions, if any. The Company's sole responsibility is to its Client and this document does not exonerate parties to a transaction from exercising all their rights and obligations under the transaction documents. This document cannot be reproduced except in full, without prior written approval of the Company. Any unauthorized alteration, forgery or falsification of the content or appearance of this document is unlawful and offenders may be prosecuted to the fullest extent of the law.

# 6. DAE & Probe Calibration Certificate

**Calibration Laboratory of**
Schmid & Partner
Engineering AG
Zeughausstrasse 43, 8004 Zurich, Switzerland

S Schweizerischer Kalibrierdienst
C Service suisse d'étalonnage
S Servizio svizzero di taratura
Swiss Calibration Service

Accredited by the Swiss Accreditation Service (SAS)
**The Swiss Accreditation Service is one of the signatories to the EA Multilateral Agreement for the recognition of calibration certificates**

Accreditation No.: **SCS 108**

Client **SGS-TW (Auden)**

Certificate No: **DAE4-1336_May13**

## CALIBRATION CERTIFICATE

| | |
|---|---|
| Object | DAE4 - SD 000 D04 BM - SN: 1336 |
| Calibration procedure(s) | QA CAL-06.v26<br>Calibration procedure for the data acquisition electronics (DAE) |
| Calibration date: | May 23, 2013 |

This calibration certificate documents the traceability to national standards, which realize the physical units of measurements (SI). The measurements and the uncertainties with confidence probability are given on the following pages and are part of the certificate.

All calibrations have been conducted in the closed laboratory facility: environment temperature (22 ± 3)°C and humidity < 70%.

Calibration Equipment used (M&TE critical for calibration)

| Primary Standards | ID # | Cal Date (Certificate No.) | Scheduled Calibration |
|---|---|---|---|
| Keithley Multimeter Type 2001 | SN: 0810278 | 02-Oct-12 (No:12728) | Oct-13 |
| **Secondary Standards** | **ID #** | **Check Date (in house)** | **Scheduled Check** |
| Auto DAE Calibration Unit | SE UWS 053 AA 1001 | 07-Jan-13 (in house check) | In house check: Jan-14 |
| Calibrator Box V2.1 | SE UMS 006 AA 1002 | 07-Jan-13 (in house check) | In house check: Jan-14 |

| | Name | Function | Signature |
|---|---|---|---|
| Calibrated by: | Eric Hainfeld | Technician | |
| Approved by: | Fin Bomholt | Deputy Technical Manager | i.V. |

Issued: May 23, 2013

This calibration certificate shall not be reproduced except in full without written approval of the laboratory.

Certificate No: DAE4-1336_May13 Page 1 of 5

Unless otherwise stated the results shown in this test report refer only to the sample(s) tested and such sample(s) are retained for 90 days only.
除非另有說明，此報告結果僅對測試之樣品負責，同時此樣品僅保留90天。本報告未經本公司書面許可，不可部份複製。

This document is issued by the Company subject to its General Conditions of Service printed overleaf, available on request or accessible at www.sgs.com/terms_and_conditions.htm and, for electronic format documents, subject to Terms and Conditions for Electronic Documents at www.sgs.com/terms_e-document.htm. Attention is drawn to the limitation of liability, indemnification and jurisdiction issues defined therein. Any holder of this document is advised that information contained hereon reflects the Company's findings at the time of its intervention only and within the limits of Client's instructions, if any. The Company's sole responsibility is to its Client and this document does not exonerate parties to a transaction from exercising all their rights and obligations under the transaction documents. This document cannot be reproduced except in full, without prior written approval of the Company. Any unauthorized alteration, forgery or falsification of the content or appearance of this document is unlawful and offenders may be prosecuted to the fullest extent of the law.

**Calibration Laboratory of**
Schmid & Partner
Engineering AG
Zeughausstrasse 43, 8004 Zurich, Switzerland

S Schweizerischer Kalibrierdienst
C Service suisse d'étalonnage
S Servizio svizzero di taratura
Swiss Calibration Service

Accredited by the Swiss Accreditation Service (SAS)
The Swiss Accreditation Service is one of the signatories to the EA Multilateral Agreement for the recognition of calibration certificates

Accreditation No.: **SCS 108**

**Glossary**

| | |
|---|---|
| DAE | data acquisition electronics |
| Connector angle | information used in DASY system to align probe sensor X to the robot coordinate system. |

**Methods Applied and Interpretation of Parameters**

- *DC Voltage Measurement:* Calibration Factor assessed for use in DASY system by comparison with a calibrated instrument traceable to national standards. The figure given corresponds to the full scale range of the voltmeter in the respective range.
- *Connector angle*: The angle of the connector is assessed measuring the angle mechanically by a tool inserted. Uncertainty is not required.
- The following parameters as documented in the Appendix contain technical information as a result from the performance test and require no uncertainty.
  - *DC Voltage Measurement Linearity:* Verification of the Linearity at +10% and -10% of the nominal calibration voltage. Influence of offset voltage is included in this measurement.
  - *Common mode sensitivity:* Influence of a positive or negative common mode voltage on the differential measurement.
  - *Channel separation:* Influence of a voltage on the neighbor channels not subject to an input voltage.
  - *AD Converter Values with inputs shorted:* Values on the internal AD converter corresponding to zero input voltage
  - *Input Offset Measurement*: Output voltage and statistical results over a large number of zero voltage measurements.
  - *Input Offset Current:* Typical value for information; Maximum channel input offset current, not considering the input resistance.
  - *Input resistance:* Typical value for information: DAE input resistance at the connector, during internal auto-zeroing and during measurement.
  - *Low Battery Alarm Voltage:* Typical value for information. Below this voltage, a battery alarm signal is generated.
  - *Power consumption:* Typical value for information. Supply currents in various operating modes.



Unless otherwise stated the results shown in this test report refer only to the sample(s) tested and such sample(s) are retained for 90 days only.
除非另有說明，此報告結果僅對測試之樣品負責，同時此樣品僅保留90天。本報告未經本公司書面許可，不可部份複製。
This document is issued by the Company subject to its General Conditions of Service printed overleaf, available on request or accessible at www.sgs.com/terms_and_conditions.htm and, for electronic format documents, subject to Terms and Conditions for Electronic Documents at www.sgs.com/terms_e-document.htm. Attention is drawn to the limitation of liability, indemnification and jurisdiction issues defined therein. Any holder of this document is advised that information contained hereon reflects the Company's findings at the time of its intervention only and within the limits of Client's instructions, if any. The Company's sole responsibility is to its Client and this document does not exonerate parties to a transaction from exercising all their rights and obligations under the transaction documents. This document cannot be reproduced except in full, without prior written approval of the Company. Any unauthorized alteration, forgery or falsification of the content or appearance of this document is unlawful and offenders may be prosecuted to the fullest extent of the law.

## DC Voltage Measurement

A/D - Converter Resolution nominal

| | | | | |
|---|---|---|---|---|
| High Range: | 1LSB = | 6.1μV , | full range = | -100...+300 mV |
| Low Range: | 1LSB = | 61nV , | full range = | -1.....+3mV |

DASY measurement parameters: Auto Zero Time: 3 sec; Measuring time: 3 sec

| Calibration Factors | X | Y | Z |
|---|---|---|---|
| High Range | 403.456 ± 0.02% (k=2) | 403.207 ± 0.02% (k=2) | 403.280 ± 0.02% (k=2) |
| Low Range | 3.96591 ± 1.50% (k=2) | 3.96908 ± 1.50% (k=2) | 3.99337 ± 1.50% (k=2) |

## Connector Angle

| | |
|---|---|
| **Connector Angle** to be used in DASY system | 122.5 ° ± 1 ° |



Unless otherwise stated the results shown in this test report refer only to the sample(s) tested and such sample(s) are retained for 90 days only.
除非另有說明，此報告結果僅對測試之樣品負責，同時此樣品僅保留90天。本報告未經本公司書面許可，不可部份複製。
This document is issued by the Company subject to its General Conditions of Service printed overleaf, available on request or accessible at www.sgs.com/terms_and_conditions.htm and, for electronic format documents, subject to Terms and Conditions for Electronic Documents at www.sgs.com/terms_e-document.htm. Attention is drawn to the limitation of liability, indemnification and jurisdiction issues defined therein. Any holder of this document is advised that information contained hereon reflects the Company's findings at the time of its intervention only and within the limits of Client's instructions, if any. The Company's sole responsibility is to its Client and this document does not exonerate parties to a transaction from exercising all their rights and obligations under the transaction documents. This document cannot be reproduced except in full, without prior written approval of the Company. Any unauthorized alteration, forgery or falsification of the content or appearance of this document is unlawful and offenders may be prosecuted to the fullest extent of the law.
SGS Taiwan Ltd. 台灣檢驗科技股份有限公司
No.134,Wu Kung Road, New Taipei Industrial Park, Wuku District, New Taipei City, Taiwan 24803/新北市五股區新北產業園區五工路 134 號
t (886-2) 2299-3279 f (886-2) 2298-0488 www.tw.sgs.com
Member of SGS Group

## Appendix

### 1. DC Voltage Linearity

| High Range | | Reading (µV) | Difference (µV) | Error (%) |
|---|---|---|---|---|
| Channel X | + Input | 199996.98 | 1.17 | 0.00 |
| Channel X | + Input | 20001.78 | 1.50 | 0.01 |
| Channel X | - Input | -20000.03 | 0.93 | -0.00 |
| Channel Y | + Input | 199993.44 | -2.19 | -0.00 |
| Channel Y | + Input | 19999.20 | -0.98 | -0.00 |
| Channel Y | - Input | -20002.36 | -1.35 | 0.01 |
| Channel Z | + Input | 199993.74 | -1.97 | -0.00 |
| Channel Z | + Input | 19998.32 | -1.83 | -0.01 |
| Channel Z | - Input | -20002.54 | -1.46 | 0.01 |

| Low Range | | Reading (µV) | Difference (µV) | Error (%) |
|---|---|---|---|---|
| Channel X | + Input | 2000.34 | -0.07 | -0.00 |
| Channel X | + Input | 201.19 | 0.16 | 0.08 |
| Channel X | - Input | -198.81 | 0.01 | -0.01 |
| Channel Y | + Input | 2000.13 | -0.33 | -0.02 |
| Channel Y | + Input | 200.05 | -0.83 | -0.41 |
| Channel Y | - Input | -200.10 | -1.14 | 0.57 |
| Channel Z | + Input | 2000.59 | 0.31 | 0.02 |
| Channel Z | + Input | 200.18 | -0.69 | -0.34 |
| Channel Z | - Input | -199.90 | -0.85 | 0.43 |

### 2. Common mode sensitivity

DASY measurement parameters: Auto Zero Time: 3 sec; Measuring time: 3 sec

| | Common mode Input Voltage (mV) | High Range Average Reading (µV) | Low Range Average Reading (µV) |
|---|---|---|---|
| Channel X | 200 | 6.44 | 4.67 |
| | - 200 | -3.73 | -4.80 |
| Channel Y | 200 | 10.39 | 10.66 |
| | - 200 | -9.92 | -9.79 |
| Channel Z | 200 | 10.68 | 10.35 |
| | - 200 | -11.83 | -12.04 |

### 3. Channel separation

DASY measurement parameters: Auto Zero Time: 3 sec; Measuring time: 3 sec

| | Input Voltage (mV) | Channel X (µV) | Channel Y (µV) | Channel Z (µV) |
|---|---|---|---|---|
| Channel X | 200 | - | 5.56 | -0.75 |
| Channel Y | 200 | 8.84 | - | 7.76 |
| Channel Z | 200 | 8.66 | 6.07 | - |



Unless otherwise stated the results shown in this test report refer only to the sample(s) tested and such sample(s) are retained for 90 days only.
除非另有說明，此報告結果僅對測試之樣品負責，同時此樣品僅保留90天。本報告未經本公司書面許可，不可部份複製。
This document is issued by the Company subject to its General Conditions of Service printed overleaf, available on request or accessible at www.sgs.com/terms_and_conditions.htm and, for electronic format documents, subject to Terms and Conditions for Electronic Documents at www.sgs.com/terms_e-document.htm. Attention is drawn to the limitation of liability, indemnification and jurisdiction issues defined therein. Any holder of this document is advised that information contained hereon reflects the Company's findings at the time of its intervention only and within the limits of Client's instructions, if any. The Company's sole responsibility is to its Client and this document does not exonerate parties to a transaction from exercising all their rights and obligations under the transaction documents. This document cannot be reproduced except in full, without prior written approval of the Company. Any unauthorized alteration, forgery or falsification of the content or appearance of this document is unlawful and offenders may be prosecuted to the fullest extent of the law.

SGS Taiwan Ltd. 台灣檢驗科技股份有限公司
No.134,Wu Kung Road, New Taipei Industrial Park, Wuku District, New Taipei City, Taiwan 24803/新北市五股區新北產業園區五工路 134 號
t (886-2) 2299-3279 f (886-2) 2298-0488 www.tw.sgs.com
Member of SGS Group

## 4. AD-Converter Values with inputs shorted

DASY measurement parameters: Auto Zero Time: 3 sec; Measuring time: 3 sec

| | High Range (LSB) | Low Range (LSB) |
|---|---|---|
| Channel X | 15911 | 15227 |
| Channel Y | 15869 | 14671 |
| Channel Z | 15839 | 15960 |

## 5. Input Offset Measurement

DASY measurement parameters: Auto Zero Time: 3 sec; Measuring time: 3 sec
Input 10MΩ

| | Average (μV) | min. Offset (μV) | max. Offset (μV) | Std. Deviation (μV) |
|---|---|---|---|---|
| Channel X | 0.96 | -0.43 | 2.20 | 0.41 |
| Channel Y | -0.95 | -2.41 | 1.35 | 0.49 |
| Channel Z | -0.65 | -1.67 | 0.76 | 0.41 |

## 6. Input Offset Current

Nominal Input circuitry offset current on all channels: <25fA

## 7. Input Resistance (Typical values for information)

| | Zeroing (kOhm) | Measuring (MOhm) |
|---|---|---|
| Channel X | 200 | 200 |
| Channel Y | 200 | 200 |
| Channel Z | 200 | 200 |

## 8. Low Battery Alarm Voltage (Typical values for information)

| Typical values | Alarm Level (VDC) |
|---|---|
| Supply (+ Vcc) | +7.9 |
| Supply (- Vcc) | -7.6 |

## 9. Power Consumption (Typical values for information)

| Typical values | Switched off (mA) | Stand by (mA) | Transmitting (mA) |
|---|---|---|---|
| Supply (+ Vcc) | +0.01 | +6 | +14 |
| Supply (- Vcc) | -0.01 | -8 | -9 |



Unless otherwise stated the results shown in this test report refer only to the sample(s) tested and such sample(s) are retained for 90 days only.
除非另有說明，此報告結果僅對測試之樣品負責，同時此樣品僅保留90天。本報告未經本公司書面許可，不可部份複製。
This document is issued by the Company subject to its General Conditions of Service printed overleaf, available on request or accessible at www.sgs.com/terms_and_conditions.htm and, for electronic format documents, subject to Terms and Conditions for Electronic Documents at www.sgs.com/terms_e-document.htm. Attention is drawn to the limitation of liability, indemnification and jurisdiction issues defined therein. Any holder of this document is advised that information contained hereon reflects the Company's findings at the time of its intervention only and within the limits of Client's instructions, if any. The Company's sole responsibility is to its Client and this document does not exonerate parties to a transaction from exercising all their rights and obligations under the transaction documents. This document cannot be reproduced except in full, without prior written approval of the Company. Any unauthorized alteration, forgery or falsification of the content or appearance of this document is unlawful and offenders may be prosecuted to the fullest extent of the law.
SGS Taiwan Ltd. 台灣檢驗科技股份有限公司
No.134,Wu Kung Road, New Taipei Industrial Park, Wuku District, New Taipei City, Taiwan 24803/新北市五股區新北產業園區五工路 134 號
t (886-2) 2299-3279 f (886-2) 2298-0488 www.tw.sgs.com
Member of SGS Group

**Calibration Laboratory of**
Schmid & Partner
Engineering AG
Zeughausstrasse 43, 8004 Zurich, Switzerland

S Schweizerischer Kalibrierdienst
C Service suisse d'étalonnage
S Servizio svizzero di taratura
Swiss Calibration Service

Accredited by the Swiss Accreditation Service (SAS)
**The Swiss Accreditation Service is one of the signatories to the EA Multilateral Agreement for the recognition of calibration certificates**

Accreditation No.: **SCS 108**

Client **SGS-TW (Auden)**

Certificate No: **EX3-3848_Apr13**

# CALIBRATION CERTIFICATE

| | |
|---|---|
| Object | EX3DV4 - SN:3848 |
| Calibration procedure(s) | QA CAL-01.v8, QA CAL-14.v3, QA CAL-23.v4, QA CAL-25.v4<br>Calibration procedure for dosimetric E-field probes |
| Calibration date: | April 30, 2013 |

This calibration certificate documents the traceability to national standards, which realize the physical units of measurements (SI).
The measurements and the uncertainties with confidence probability are given on the following pages and are part of the certificate.

All calibrations have been conducted in the closed laboratory facility: environment temperature (22 ± 3)°C and humidity < 70%.

Calibration Equipment used (M&TE critical for calibration)

| Primary Standards | ID | Cal Date (Certificate No.) | Scheduled Calibration |
|---|---|---|---|
| Power meter E4419B | GB41293874 | 04-Apr-13 (No. 217-01733) | Apr-14 |
| Power sensor E4412A | MY41498087 | 04-Apr-13 (No. 217-01733) | Apr-14 |
| Reference 3 dB Attenuator | SN: S5054 (3c) | 04-Apr-13 (No. 217-01737) | Apr-14 |
| Reference 20 dB Attenuator | SN: S5277 (20x) | 04-Apr-13 (No. 217-01735) | Apr-14 |
| Reference 30 dB Attenuator | SN: S5129 (30b) | 04-Apr-13 (No. 217-01738) | Apr-14 |
| Reference Probe ES3DV2 | SN: 3013 | 28-Dec-12 (No. ES3-3013_Dec12) | Dec-13 |
| DAE4 | SN: 660 | 31-Jan-13 (No. DAE4-660_Jan13) | Jan-14 |
| | | | |
| **Secondary Standards** | **ID** | **Check Date (in house)** | **Scheduled Check** |
| RF generator HP 8648C | US3642U01700 | 4-Aug-99 (in house check Apr-13) | In house check: Apr-15 |
| Network Analyzer HP 8753E | US37390585 | 18-Oct-01 (in house check Oct-12) | In house check: Oct-13 |

| | Name | Function | Signature |
|---|---|---|---|
| Calibrated by: | Israe El-Naouq | Laboratory Technician | Israe El-Naouq |
| Approved by: | Katja Pokovic | Technical Manager | |

Issued: May 1, 2013

This calibration certificate shall not be reproduced except in full without written approval of the laboratory.



Unless otherwise stated the results shown in this test report refer only to the sample(s) tested and such sample(s) are retained for 90 days only.
除非另有說明，此報告結果僅對測試之樣品負責，同時此樣品僅保留90天。本報告未經本公司書面許可，不可部份複製。

This document is issued by the Company subject to its General Conditions of Service printed overleaf, available on request or accessible at **www.sgs.com/terms_and_conditions.htm** and, for electronic format documents, subject to Terms and Conditions for Electronic Documents at **www.sgs.com/terms_e-document.htm.** Attention is drawn to the limitation of liability, indemnification and jurisdiction issues defined therein. Any holder of this document is advised that information contained hereon reflects the Company's findings at the time of its intervention only and within the limits of Client's instructions, if any. The Company's sole responsibility is to its Client and this document does not exonerate parties to a transaction from exercising all their rights and obligations under the transaction documents. This document cannot be reproduced except in full, without prior written approval of the Company. Any unauthorized alteration, forgery or falsification of the content or appearance of this document is unlawful and offenders may be prosecuted to the fullest extent of the law.

**Calibration Laboratory of**
Schmid & Partner
Engineering AG
Zeughausstrasse 43, 8004 Zurich, Switzerland

S Schweizerischer Kalibrierdienst
C Service suisse d'étalonnage
S Servizio svizzero di taratura
Swiss Calibration Service

Accredited by the Swiss Accreditation Service (SAS)
The Swiss Accreditation Service is one of the signatories to the EA Multilateral Agreement for the recognition of calibration certificates

Accreditation No.: SCS 108

## Glossary:

| | |
|---|---|
| TSL | tissue simulating liquid |
| NORMx,y,z | sensitivity in free space |
| ConvF | sensitivity in TSL / NORMx,y,z |
| DCP | diode compression point |
| CF | crest factor (1/duty_cycle) of the RF signal |
| A, B, C, D | modulation dependent linearization parameters |
| Polarization φ | φ rotation around probe axis |
| Polarization ϑ | ϑ rotation around an axis that is in the plane normal to probe axis (at measurement center), i.e., ϑ = 0 is normal to probe axis |

## Calibration is Performed According to the Following Standards:

a) IEEE Std 1528-2003, "IEEE Recommended Practice for Determining the Peak Spatial-Averaged Specific Absorption Rate (SAR) in the Human Head from Wireless Communications Devices: Measurement Techniques", December 2003

b) IEC 62209-1, "Procedure to measure the Specific Absorption Rate (SAR) for hand-held devices used in close proximity to the ear (frequency range of 300 MHz to 3 GHz)", February 2005

## Methods Applied and Interpretation of Parameters:

- *NORMx,y,z*: Assessed for E-field polarization ϑ = 0 (f ≤ 900 MHz in TEM-cell; f > 1800 MHz: R22 waveguide). NORMx,y,z are only intermediate values, i.e., the uncertainties of NORMx,y,z does not affect the $E^2$-field uncertainty inside TSL (see below *ConvF*).
- *NORM(f)x,y,z = NORMx,y,z * frequency_response* (see Frequency Response Chart). This linearization is implemented in DASY4 software versions later than 4.2. The uncertainty of the frequency response is included in the stated uncertainty of *ConvF*.
- *DCPx,y,z*: DCP are numerical linearization parameters assessed based on the data of power sweep with CW signal (no uncertainty required). DCP does not depend on frequency nor media.
- *PAR*: PAR is the Peak to Average Ratio that is not calibrated but determined based on the signal characteristics
- *Ax,y,z; Bx,y,z; Cx,y,z; Dx,y,z; VRx,y,z*: *A, B, C, D* are numerical linearization parameters assessed based on the data of power sweep for specific modulation signal. The parameters do not depend on frequency nor media. *VR* is the maximum calibration range expressed in RMS voltage across the diode.
- *ConvF and Boundary Effect Parameters*: Assessed in flat phantom using E-field (or Temperature Transfer Standard for f ≤ 800 MHz) and inside waveguide using analytical field distributions based on power measurements for f > 800 MHz. The same setups are used for assessment of the parameters applied for boundary compensation (alpha, depth) of which typical uncertainty values are given. These parameters are used in DASY4 software to improve probe accuracy close to the boundary. The sensitivity in TSL corresponds to *NORMx,y,z * ConvF* whereby the uncertainty corresponds to that given for *ConvF*. A frequency dependent *ConvF* is used in DASY version 4.4 and higher which allows extending the validity from ± 50 MHz to ± 100 MHz.
- *Spherical isotropy (3D deviation from isotropy)*: in a field of low gradients realized using a flat phantom exposed by a patch antenna.
- *Sensor Offset*: The sensor offset corresponds to the offset of virtual measurement center from the probe tip (on probe axis). No tolerance required.



Unless otherwise stated the results shown in this test report refer only to the sample(s) tested and such sample(s) are retained for 90 days only.
除非另有說明，此報告結果僅對測試之樣品負責，同時此樣品僅保留90天。本報告未經本公司書面許可，不可部份複製。
This document is issued by the Company subject to its General Conditions of Service printed overleaf, available on request or accessible at www.sgs.com/terms_and_conditions.htm and, for electronic format documents, subject to Terms and Conditions for Electronic Documents at www.sgs.com/terms_e-document.htm. Attention is drawn to the limitation of liability, indemnification and jurisdiction issues defined therein. Any holder of this document is advised that information contained hereon reflects the Company's findings at the time of its intervention only and within the limits of Client's instructions, if any. The Company's sole responsibility is to its Client and this document does not exonerate parties to a transaction from exercising all their rights and obligations under the transaction documents. This document cannot be reproduced except in full, without prior written approval of the Company. Any unauthorized alteration, forgery or falsification of the content or appearance of this document is unlawful and offenders may be prosecuted to the fullest extent of the law.

# Probe EX3DV4

## SN:3848

Manufactured: October 25, 2011
Repaired: April 22, 2013
Calibrated: April 30, 2013

Calibrated for DASY/EASY Systems
(Note: non-compatible with DASY2 system!)



Unless otherwise stated the results shown in this test report refer only to the sample(s) tested and such sample(s) are retained for 90 days only.
除非另有說明，此報告結果僅對測試之樣品負責，同時此樣品僅保留90天。本報告未經本公司書面許可，不可部份複製。
This document is issued by the Company subject to its General Conditions of Service printed overleaf, available on request or accessible at www.sgs.com/terms_and_conditions.htm and, for electronic format documents, subject to Terms and Conditions for Electronic Documents at www.sgs.com/terms_e-document.htm. Attention is drawn to the limitation of liability, indemnification and jurisdiction issues defined therein. Any holder of this document is advised that information contained hereon reflects the Company's findings at the time of its intervention only and within the limits of Client's instructions, if any. The Company's sole responsibility is to its Client and this document does not exonerate parties to a transaction from exercising all their rights and obligations under the transaction documents. This document cannot be reproduced except in full, without prior written approval of the Company. Any unauthorized alteration, forgery or falsification of the content or appearance of this document is unlawful and offenders may be prosecuted to the fullest extent of the law.

SGS Taiwan Ltd. 台灣檢驗科技股份有限公司
No.134,Wu Kung Road, New Taipei Industrial Park, Wuku District, New Taipei City, Taiwan 24803/新北市五股區新北產業園區五工路 134 號
t (886-2) 2299-3279 f (886-2) 2298-0488 www.tw.sgs.com
Member of SGS Group

# DASY/EASY - Parameters of Probe: EX3DV4 - SN:3848

## Basic Calibration Parameters

| | Sensor X | Sensor Y | Sensor Z | Unc (k=2) |
|---|---|---|---|---|
| Norm ($\mu V/(V/m)^2$)[A] | 0.41 | 0.41 | 0.45 | ± 10.1 % |
| DCP (mV)[B] | 98.8 | 100.8 | 99.6 | |

## Modulation Calibration Parameters

| UID | Communication System Name | | A dB | B dB√μV | C | D dB | VR mV | Unc[F] (k=2) |
|---|---|---|---|---|---|---|---|---|
| 0 | CW | X | 0.0 | 0.0 | 1.0 | 0.00 | 145.1 | ±3.0 % |
| | | Y | 0.0 | 0.0 | 1.0 | | 150.4 | |
| | | Z | 0.0 | 0.0 | 1.0 | | 152.4 | |

The reported uncertainty of measurement is stated as the standard uncertainty of measurement multiplied by the coverage factor k=2, which for a normal distribution corresponds to a coverage probability of approximately 95%.

[A] The uncertainties of NormX,Y,Z do not affect the $E^2$-field uncertainty inside TSL (see Pages 5 and 6).
[B] Numerical linearization parameter: uncertainty not required.
[F] Uncertainty is determined using the max. deviation from linear response applying rectangular distribution and is expressed for the square of the field value.



Unless otherwise stated the results shown in this test report refer only to the sample(s) tested and such sample(s) are retained for 90 days only.
除非另有說明，此報告結果僅對測試之樣品負責，同時此樣品僅保留90天。本報告未經本公司書面許可，不可部份複製。
This document is issued by the Company subject to its General Conditions of Service printed overleaf, available on request or accessible at www.sgs.com/terms_and_conditions.htm and, for electronic format documents, subject to Terms and Conditions for Electronic Documents at www.sgs.com/terms_e-document.htm. Attention is drawn to the limitation of liability, indemnification and jurisdiction issues defined therein. Any holder of this document is advised that information contained hereon reflects the Company's findings at the time of its intervention only and within the limits of Client's instructions, if any. The Company's sole responsibility is to its Client and this document does not exonerate parties to a transaction from exercising all their rights and obligations under the transaction documents. This document cannot be reproduced except in full, without prior written approval of the Company. Any unauthorized alteration, forgery or falsification of the content or appearance of this document is unlawful and offenders may be prosecuted to the fullest extent of the law.
SGS Taiwan Ltd. 台灣檢驗科技股份有限公司
No.134,Wu Kung Road, New Taipei Industrial Park, Wuku District, New Taipei City, Taiwan 24803/新北市五股區新北產業園區五工路 134 號
t (886-2) 2299-3279 f (886-2) 2298-0488 www.tw.sgs.com
Member of SGS Group

# DASY/EASY - Parameters of Probe: EX3DV4 - SN:3848

## Calibration Parameter Determined in Head Tissue Simulating Media

| f (MHz) [C] | Relative Permittivity [F] | Conductivity (S/m) [F] | ConvF X | ConvF Y | ConvF Z | Alpha | Depth (mm) | Unct. (k=2) |
|---|---|---|---|---|---|---|---|---|
| 750 | 41.9 | 0.89 | 10.01 | 10.01 | 10.01 | 0.76 | 0.58 | ± 12.0 % |
| 835 | 41.5 | 0.90 | 9.67 | 9.67 | 9.67 | 0.73 | 0.59 | ± 12.0 % |
| 900 | 41.5 | 0.97 | 9.57 | 9.57 | 9.57 | 0.80 | 0.50 | ± 12.0 % |
| 1750 | 40.1 | 1.37 | 8.41 | 8.41 | 8.41 | 0.48 | 0.78 | ± 12.0 % |
| 1900 | 40.0 | 1.40 | 8.13 | 8.13 | 8.13 | 0.50 | 0.74 | ± 12.0 % |
| 2000 | 40.0 | 1.40 | 8.01 | 8.01 | 8.01 | 0.80 | 0.60 | ± 12.0 % |
| 2300 | 39.5 | 1.67 | 7.69 | 7.69 | 7.69 | 0.45 | 0.79 | ± 12.0 % |
| 2450 | 39.2 | 1.80 | 7.15 | 7.15 | 7.15 | 0.29 | 1.06 | ± 12.0 % |
| 2600 | 39.0 | 1.96 | 6.89 | 6.89 | 6.89 | 0.49 | 0.75 | ± 12.0 % |
| 5200 | 36.0 | 4.66 | 5.45 | 5.45 | 5.45 | 0.35 | 1.80 | ± 13.1 % |
| 5300 | 35.9 | 4.76 | 5.22 | 5.22 | 5.22 | 0.35 | 1.80 | ± 13.1 % |
| 5600 | 35.5 | 5.07 | 4.49 | 4.49 | 4.49 | 0.40 | 1.80 | ± 13.1 % |
| 5800 | 35.3 | 5.27 | 4.88 | 4.88 | 4.88 | 0.40 | 1.80 | ± 13.1 % |

[C] Frequency validity of ± 100 MHz only applies for DASY v4.4 and higher (see Page 2), else it is restricted to ± 50 MHz. The uncertainty is the RSS of the ConvF uncertainty at calibration frequency and the uncertainty for the indicated frequency band.
[F] At frequencies below 3 GHz, the validity of tissue parameters (ε and σ) can be relaxed to ± 10% if liquid compensation formula is applied to measured SAR values. At frequencies above 3 GHz, the validity of tissue parameters (ε and σ) is restricted to ± 5%. The uncertainty is the RSS of the ConvF uncertainty for indicated target tissue parameters.



Unless otherwise stated the results shown in this test report refer only to the sample(s) tested and such sample(s) are retained for 90 days only.
除非另有說明，此報告結果僅對測試之樣品負責，同時此樣品僅保留90天。本報告未經本公司書面許可，不可部份複製。
This document is issued by the Company subject to its General Conditions of Service printed overleaf, available on request or accessible at www.sgs.com/terms_and_conditions.htm and, for electronic format documents, subject to Terms and Conditions for Electronic Documents at www.sgs.com/terms_e-document.htm. Attention is drawn to the limitation of liability, indemnification and jurisdiction issues defined therein. Any holder of this document is advised that information contained hereon reflects the Company's findings at the time of its intervention only and within the limits of Client's instructions, if any. The Company's sole responsibility is to its Client and this document does not exonerate parties to a transaction from exercising all their rights and obligations under the transaction documents. This document cannot be reproduced except in full, without prior written approval of the Company. Any unauthorized alteration, forgery or falsification of the content or appearance of this document is unlawful and offenders may be prosecuted to the fullest extent of the law.
SGS Taiwan Ltd. 台灣檢驗科技股份有限公司
No.134,Wu Kung Road, New Taipei Industrial Park, Wuku District, New Taipei City, Taiwan 24803/新北市五股區新北產業園區五工路 134 號
t (886-2) 2299-3279 f (886-2) 2298-0488 www.tw.sgs.com
Member of SGS Group

# DASY/EASY - Parameters of Probe: EX3DV4 - SN:3848

## Calibration Parameter Determined in Body Tissue Simulating Media

| f (MHz) [C] | Relative Permittivity [F] | Conductivity (S/m) [F] | ConvF X | ConvF Y | ConvF Z | Alpha | Depth (mm) | Unct. (k=2) |
|---|---|---|---|---|---|---|---|---|
| 750 | 55.5 | 0.96 | 9.59 | 9.59 | 9.59 | 0.36 | 0.91 | ± 12.0 % |
| 835 | 55.2 | 0.97 | 9.43 | 9.43 | 9.43 | 0.27 | 1.14 | ± 12.0 % |
| 900 | 55.0 | 1.05 | 9.35 | 9.35 | 9.35 | 0.33 | 0.96 | ± 12.0 % |
| 1750 | 53.4 | 1.49 | 7.78 | 7.78 | 7.78 | 0.35 | 0.83 | ± 12.0 % |
| 1900 | 53.3 | 1.52 | 7.41 | 7.41 | 7.41 | 0.45 | 0.80 | ± 12.0 % |
| 2000 | 53.3 | 1.52 | 7.57 | 7.57 | 7.57 | 0.32 | 0.91 | ± 12.0 % |
| 2300 | 52.9 | 1.81 | 7.20 | 7.20 | 7.20 | 0.75 | 0.60 | ± 12.0 % |
| 2450 | 52.7 | 1.95 | 7.12 | 7.12 | 7.12 | 0.76 | 0.55 | ± 12.0 % |
| 2600 | 52.5 | 2.16 | 6.98 | 6.98 | 6.98 | 0.80 | 0.50 | ± 12.0 % |
| 5200 | 49.0 | 5.30 | 4.79 | 4.79 | 4.79 | 0.45 | 1.90 | ± 13.1 % |
| 5300 | 48.9 | 5.42 | 4.71 | 4.71 | 4.71 | 0.40 | 1.90 | ± 13.1 % |
| 5600 | 48.5 | 5.77 | 4.42 | 4.42 | 4.42 | 0.30 | 1.90 | ± 13.1 % |
| 5800 | 48.2 | 6.00 | 4.42 | 4.42 | 4.42 | 0.50 | 1.90 | ± 13.1 % |

[C] Frequency validity of ± 100 MHz only applies for DASY v4.4 and higher (see Page 2), else it is restricted to ± 50 MHz. The uncertainty is the RSS of the ConvF uncertainty at calibration frequency and the uncertainty for the indicated frequency band.
[F] At frequencies below 3 GHz, the validity of tissue parameters (ε and σ) can be relaxed to ± 10% if liquid compensation formula is applied to measured SAR values. At frequencies above 3 GHz, the validity of tissue parameters (ε and σ) is restricted to ± 5%. The uncertainty is the RSS of the ConvF uncertainty for indicated target tissue parameters.



Unless otherwise stated the results shown in this test report refer only to the sample(s) tested and such sample(s) are retained for 90 days only.
除非另有說明，此報告結果僅對測試之樣品負責，同時此樣品僅保留90天。本報告未經本公司書面許可，不可部份複製。
This document is issued by the Company subject to its General Conditions of Service printed overleaf, available on request or accessible at www.sgs.com/terms_and_conditions.htm and, for electronic format documents, subject to Terms and Conditions for Electronic Documents at www.sgs.com/terms_e-document.htm. Attention is drawn to the limitation of liability, indemnification and jurisdiction issues defined therein. Any holder of this document is advised that information contained hereon reflects the Company's findings at the time of its intervention only and within the limits of Client's instructions, if any. The Company's sole responsibility is to its Client and this document does not exonerate parties to a transaction from exercising all their rights and obligations under the transaction documents. This document cannot be reproduced except in full, without prior written approval of the Company. Any unauthorized alteration, forgery or falsification of the content or appearance of this document is unlawful and offenders may be prosecuted to the fullest extent of the law.
SGS Taiwan Ltd. 台灣檢驗科技股份有限公司
No.134,Wu Kung Road, New Taipei Industrial Park, Wuku District, New Taipei City, Taiwan 24803/新北市五股區新北產業園區五工路 134 號
t (886-2) 2299-3279 f (886-2) 2298-0488 www.tw.sgs.com
Member of SGS Group

EX3DV4– SN:3848 April 30, 2013

## Frequency Response of E-Field
(TEM-Cell:ifi110 EXX, Waveguide: R22)

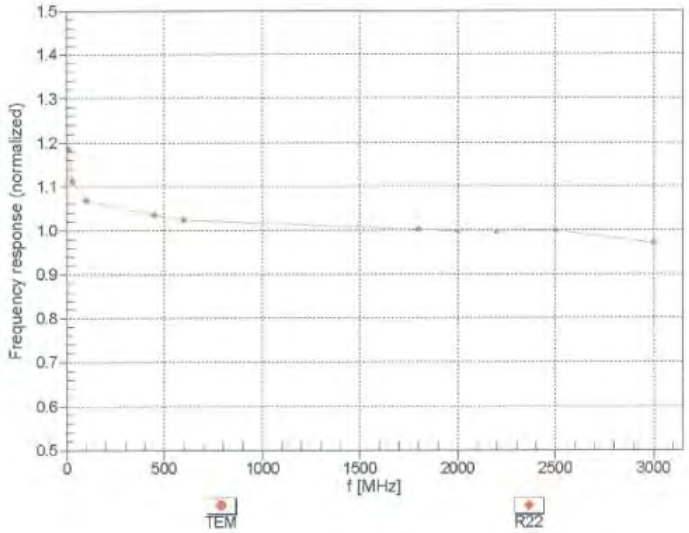


Uncertainty of Frequency Response of E-field: ± 6.3% (k=2)



Unless otherwise stated the results shown in this test report refer only to the sample(s) tested and such sample(s) are retained for 90 days only.
除非另有說明，此報告結果僅對測試之樣品負責，同時此樣品僅保留90天。本報告未經本公司書面許可，不可部份複製。
This document is issued by the Company subject to its General Conditions of Service printed overleaf, available on request or accessible at www.sgs.com/terms_and_conditions.htm and, for electronic format documents, subject to Terms and Conditions for Electronic Documents at www.sgs.com/terms_e-document.htm. Attention is drawn to the limitation of liability, indemnification and jurisdiction issues defined therein. Any holder of this document is advised that information contained hereon reflects the Company's findings at the time of its intervention only and within the limits of Client's instructions, if any. The Company's sole responsibility is to its Client and this document does not exonerate parties to a transaction from exercising all their rights and obligations under the transaction documents. This document cannot be reproduced except in full, without prior written approval of the Company. Any unauthorized alteration, forgery or falsification of the content or appearance of this document is unlawful and offenders may be prosecuted to the fullest extent of the law.
SGS Taiwan Ltd. 台灣檢驗科技股份有限公司
No.134,Wu Kung Road, New Taipei Industrial Park, Wuku District, New Taipei City, Taiwan 24803/新北市五股區新北產業園區五工路 134 號
t (886-2) 2299-3279 f (886-2) 2298-0488 www.tw.sgs.com
Member of SGS Group

EX3DV4– SN:3848 April 30, 2013

## Receiving Pattern (ϕ), ϑ = 0°

f=600 MHz,TEM

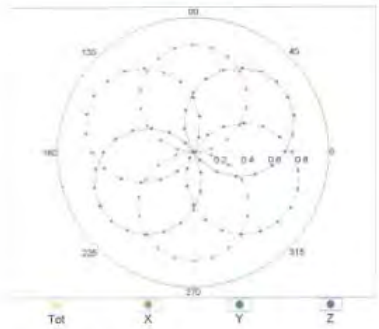


f=1800 MHz,R22




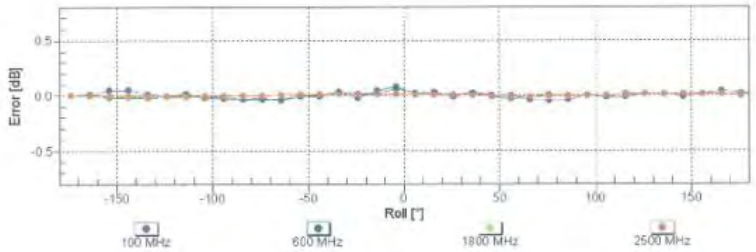


Uncertainty of Axial Isotropy Assessment: ± 0.5% (k=2)



Unless otherwise stated the results shown in this test report refer only to the sample(s) tested and such sample(s) are retained for 90 days only.
除非另有說明，此報告結果僅對測試之樣品負責，同時此樣品僅保留90天。本報告未經本公司書面許可，不可部份複製。
This document is issued by the Company subject to its General Conditions of Service printed overleaf, available on request or accessible at www.sgs.com/terms_and_conditions.htm and, for electronic format documents, subject to Terms and Conditions for Electronic Documents at www.sgs.com/terms_e-document.htm. Attention is drawn to the limitation of liability, indemnification and jurisdiction issues defined therein. Any holder of this document is advised that information contained hereon reflects the Company's findings at the time of its intervention only and within the limits of Client's instructions, if any. The Company's sole responsibility is to its Client and this document does not exonerate parties to a transaction from exercising all their rights and obligations under the transaction documents. This document cannot be reproduced except in full, without prior written approval of the Company. Any unauthorized alteration, forgery or falsification of the content or appearance of this document is unlawful and offenders may be prosecuted to the fullest extent of the law.

SGS Taiwan Ltd. 台灣檢驗科技股份有限公司
No.134,Wu Kung Road, New Taipei Industrial Park, Wuku District, New Taipei City, Taiwan 24803/新北市五股區新北產業園區五工路 134 號
t (886-2) 2299-3279 f (886-2) 2298-0488 www.tw.sgs.com
Member of SGS Group

EX3DV4– SN:3848 April 30, 2013

## Dynamic Range f(SAR$_{head}$)
(TEM cell , f = 900 MHz)

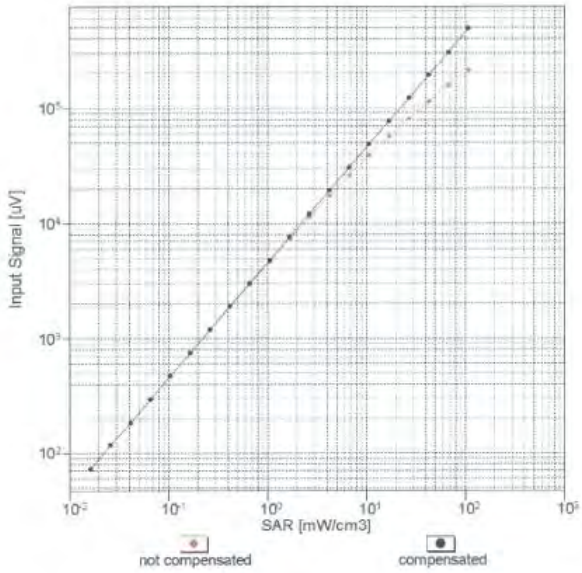


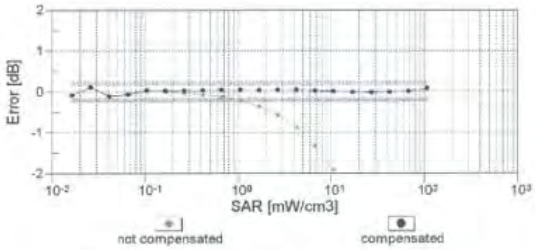


Uncertainty of Linearity Assessment: ± 0.6% (k=2)

Certificate No: EX3-3848_Apr13 Page 9 of 11

Unless otherwise stated the results shown in this test report refer only to the sample(s) tested and such sample(s) are retained for 90 days only.
除非另有說明，此報告結果僅對測試之樣品負責，同時此樣品僅保留90天。本報告未經本公司書面許可，不可部份複製。
This document is issued by the Company subject to its General Conditions of Service printed overleaf, available on request or accessible at www.sgs.com/terms_and_conditions.htm and, for electronic format documents, subject to Terms and Conditions for Electronic Documents at www.sgs.com/terms_e-document.htm. Attention is drawn to the limitation of liability, indemnification and jurisdiction issues defined therein. Any holder of this document is advised that information contained hereon reflects the Company's findings at the time of its intervention only and within the limits of Client's instructions, if any. The Company's sole responsibility is to its Client and this document does not exonerate parties to a transaction from exercising all their rights and obligations under the transaction documents. This document cannot be reproduced except in full, without prior written approval of the Company. Any unauthorized alteration, forgery or falsification of the content or appearance of this document is unlawful and offenders may be prosecuted to the fullest extent of the law.

EX3DV4– SN:3848 April 30, 2013

## Conversion Factor Assessment

f = 835 MHz,WGLS R9 (H_convF)



f = 1900 MHz,WGLS R22 (H_convF)

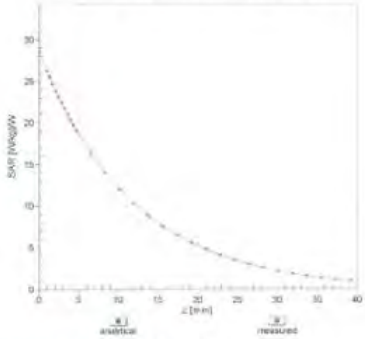

## Deviation from Isotropy in Liquid

Error (ϕ, ϑ), f = 900 MHz

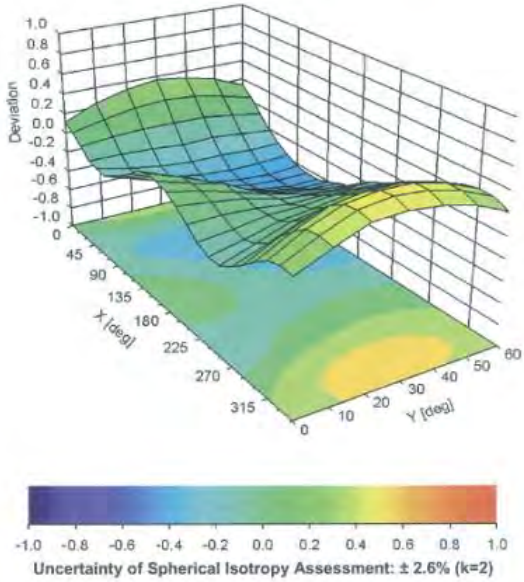


Uncertainty of Spherical Isotropy Assessment: ± 2.6% (k=2)

Certificate No: EX3-3848_Apr13 Page 10 of 11

Unless otherwise stated the results shown in this test report refer only to the sample(s) tested and such sample(s) are retained for 90 days only.
除非另有說明，此報告結果僅對測試之樣品負責，同時此樣品僅保留90天。本報告未經本公司書面許可，不可部份複製。

This document is issued by the Company subject to its General Conditions of Service printed overleaf, available on request or accessible at www.sgs.com/terms_and_conditions.htm and, for electronic format documents, subject to Terms and Conditions for Electronic Documents at www.sgs.com/terms_e-document.htm. Attention is drawn to the limitation of liability, indemnification and jurisdiction issues defined therein. Any holder of this document is advised that information contained hereon reflects the Company's findings at the time of its intervention only and within the limits of Client's instructions, if any. The Company's sole responsibility is to its Client and this document does not exonerate parties to a transaction from exercising all their rights and obligations under the transaction documents. This document cannot be reproduced except in full, without prior written approval of the Company. Any unauthorized alteration, forgery or falsification of the content or appearance of this document is unlawful and offenders may be prosecuted to the fullest extent of the law.

# DASY/EASY - Parameters of Probe: EX3DV4 - SN:3848

## Other Probe Parameters

| | |
|---|---|
| Sensor Arrangement | Triangular |
| Connector Angle (°) | -54.2 |
| Mechanical Surface Detection Mode | enabled |
| Optical Surface Detection Mode | disabled |
| Probe Overall Length | 337 mm |
| Probe Body Diameter | 10 mm |
| Tip Length | 9 mm |
| Tip Diameter | 2.5 mm |
| Probe Tip to Sensor X Calibration Point | 1 mm |
| Probe Tip to Sensor Y Calibration Point | 1 mm |
| Probe Tip to Sensor Z Calibration Point | 1 mm |
| Recommended Measurement Distance from Surface | 2 mm |



Unless otherwise stated the results shown in this test report refer only to the sample(s) tested and such sample(s) are retained for 90 days only.
除非另有說明，此報告結果僅對測試之樣品負責，同時此樣品僅保留90天。本報告未經本公司書面許可，不可部份複製。
This document is issued by the Company subject to its General Conditions of Service printed overleaf, available on request or accessible at www.sgs.com/terms_and_conditions.htm and, for electronic format documents, subject to Terms and Conditions for Electronic Documents at www.sgs.com/terms_e-document.htm. Attention is drawn to the limitation of liability, indemnification and jurisdiction issues defined therein. Any holder of this document is advised that information contained hereon reflects the Company's findings at the time of its intervention only and within the limits of Client's instructions, if any. The Company's sole responsibility is to its Client and this document does not exonerate parties to a transaction from exercising all their rights and obligations under the transaction documents. This document cannot be reproduced except in full, without prior written approval of the Company. Any unauthorized alteration, forgery or falsification of the content or appearance of this document is unlawful and offenders may be prosecuted to the fullest extent of the law.

SGS Taiwan Ltd. 台灣檢驗科技股份有限公司
No.134,Wu Kung Road, New Taipei Industrial Park, Wuku District, New Taipei City, Taiwan 24803/新北市五股區新北產業園區五工路 134 號
t (886-2) 2299-3279 f (886-2) 2298-0488 www.tw.sgs.com
Member of SGS Group

# 7. Uncertainty Budget

Measurement Uncertainty evaluation template for DUT SAR test
IEEE 1528

| A | c | D | e | | f | g | h=c * f / e | i=c * g / e | k |
|---|---|---|---|---|---|---|---|---|---|
| Source of Uncertainty | Tolerance/ Uncertainty | Probability | Div | Div Value | ci (1g) | ci (10g) | Standard uncertainty | Standard uncertainty | vi, or Veff |
| | | | | | | | | | |
| **Measurement system** | | | | | | | | | |
| Probe calibration | 6.55% | N | 1 | 1 | 1 | 1 | 6.55% | 6.55% | ∞ |
| ***Isotropy , Axial*** | 3.50% | R | √3 | 1.732 | 1 | 1 | 2.02% | 2.02% | ∞ |
| ***Isotropy, Hemispherical*** | 9.60% | R | √3 | 1.732 | 1 | 1 | 5.54% | 5.54% | ∞ |
| Boundary Effect | 1.00% | R | √3 | 1.732 | 1 | 1 | 0.58% | 0.58% | ∞ |
| Linearity | 4.70% | R | √3 | 1.732 | 1 | 1 | 2.71% | 2.71% | ∞ |
| Detection Limits | 1.00% | R | √3 | 1.732 | 1 | 1 | 0.58% | 0.58% | ∞ |
| Readout Electronics | 0.30% | N | 1 | 1 | 1 | 1 | 0.30% | 0.30% | ∞ |
| Response time | 0.80% | R | √3 | 1.732 | 1 | 1 | 0.46% | 0.46% | ∞ |
| Integration Time | 2.60% | R | √3 | 1.732 | 1 | 1 | 1.50% | 1.50% | ∞ |
| ***Measurement drift (class A evaluation)*** | 1.75% | R | √3 | 1.732 | 1 | 1 | 1.01% | 1.01% | ∞ |
| RF ambient condition - noise | 3.00% | R | √3 | 1.732 | 1 | 1 | 1.73% | 1.73% | ∞ |
| RF ambient conditions - reflections | 3.00% | R | √3 | 1.732 | 1 | 1 | 1.73% | 1.73% | ∞ |
| Probe positioner Mechanical restrictions | 0.40% | R | √3 | 1.732 | 1 | 1 | 0.23% | 0.23% | ∞ |
| Probe Positioning with respect to phantom | 2.90% | R | √3 | 1.732 | 1 | 1 | 1.67% | 1.67% | ∞ |
| Post-processing | 1.00% | R | √3 | 1.732 | 1 | 1 | 0.58% | 0.58% | ∞ |
| Max SAR Eval | 1.00% | R | √3 | 1.732 | 1 | 1 | 0.58% | 0.58% | ∞ |
| | | | | | | | | | |
| **Test Sample related** | | | | | | | | | |
| Test sample positioning | 2.90% | N | 1 | 1 | 1 | 1 | 2.90% | 2.90% | M-1 |
| Device Holder Uncertainty | 3.60% | N | 1 | 1 | 1 | 1 | 3.60% | 3.60% | M-1 |
| Drift of output power | 5.00% | R | √3 | 1.732 | 1 | 1 | 2.89% | 2.89% | ∞ |
| | | | | | | | | | |
| **Phantom and Setup** | | | | | | | | | |
| Phantom Uncertainty | 4.00% | R | √3 | 1.732 | 1 | 1 | 2.31% | 2.31% | ∞ |
| Deviation from reference liquid target ε 'r(Body) | 2.96% | N | 1 | 1 | 0.64 | 0.43 | 1.89% | 1.27% | M |
| Deviation from reference liquid target σ (Body) | 4.10% | N | 1 | 1 | 0.6 | 0.49 | 2.46% | 2.01% | M |
| | | | | | | | | | |
| Combined standard uncertainty | | RSS | | | | | 11.98% | 11.81% | |
| Expant uncertainty (95% confidence | | | | | | | 23.96% | 23.62% | |

Unless otherwise stated the results shown in this test report refer only to the sample(s) tested and such sample(s) are retained for 90 days only.
除非另有說明，此報告結果僅對測試之樣品負責，同時此樣品僅保留90天。本報告未經本公司書面許可，不可部份複製。

This document is issued by the Company subject to its General Conditions of Service printed overleaf, available on request or accessible at www.sgs.com/terms_and_conditions.htm and, for electronic format documents, subject to Terms and Conditions for Electronic Documents at www.sgs.com/terms_e-document.htm. Attention is drawn to the limitation of liability, indemnification and jurisdiction issues defined therein. Any holder of this document is advised that information contained hereon reflects the Company's findings at the time of its intervention only and within the limits of Client's instructions, if any. The Company's sole responsibility is to its Client and this document does not exonerate parties to a transaction from exercising all their rights and obligations under the transaction documents. This document cannot be reproduced except in full, without prior written approval of the Company. Any unauthorized alteration, forgery or falsification of the content or appearance of this document is unlawful and offenders may be prosecuted to the fullest extent of the law.

# 8. Phantom Description

Schmid & Partner Engineering AG

s p e a g

Zeughausstrasse 43, 8004 Zurich, Switzerland
Phone +41 1 245 9700, Fax +41 1 245 9779
info@speag.com, http://www.speag.com

## Certificate of Conformity / First Article Inspection

| | |
|---|---|
| Item | SAM Twin Phantom V4.0 |
| Type No | QD 000 P40 C |
| Series No | TP-1150 and higher |
| Manufacturer | SPEAG<br>Zeughausstrasse 43<br>CH-8004 Zürich<br>Switzerland |

**Tests**
The series production process used allows the limitation to test of first articles.
Complete tests were made on the pre-series Type No. QD 000 P40 AA, Serial No. TP-1001 and on the series first article Type No. QD 000 P40 BA, Serial No. TP-1006. Certain parameters have been retested using further series items (called samples) or are tested at each item.

| Test | Requirement | Details | Units tested |
|---|---|---|---|
| Dimensions | Compliant with the geometry according to the CAD model. | IT'IS CAD File (*) | First article, Samples |
| Material thickness of shell | Compliant with the requirements according to the standards | 2mm +/- 0.2mm in flat and specific areas of head section | First article, Samples, TP-1314 ff. |
| Material thickness at ERP | Compliant with the requirements according to the standards | 6mm +/- 0.2mm at ERP | First article, All items |
| Material parameters | Dielectric parameters for required frequencies | 300 MHz – 6 GHz: Relative permittivity < 5, Loss tangent < 0.05 | Material samples |
| Material resistivity | The material has been tested to be compatible with the liquids defined in the standards if handled and cleaned according to the instructions. Observe technical Note for material compatibility. | DEGMBE based simulating liquids | Pre-series, First article, Material samples |
| Sagging | Compliant with the requirements according to the standards. Sagging of the flat section when filled with tissue simulating liquid | < 1% typical < 0.8% if filled with 155mm of HSL900 and without DUT below | Prototypes, Sample testing |

**Standards**
[1] CENELEC EN 50361
[2] IEEE Std 1528-2003
[3] IEC 62209 Part I
[4] FCC OET Bulletin 65, Supplement C, Edition 01-01
(*) The IT'IS CAD file is derived from [2] and is also within the tolerance requirements of the shapes of the other documents.

**Conformity**
Based on the sample tests above, we certify that this item is in compliance with the uncertainty requirements of SAR measurements specified in standards [1] to [4].

**Date** 07.07.2005

**Signature / Stamp**

s p e a g
Schmid & Partner Engineering AG
Zeughausstrasse 43, 8004 Zurich, Switzerland
Phone +41 1 245 9700, Fax +41 1 245 9779
info@speag.com, http://www.speag.com

Doc No 841 – QD 000 P40 C – F Page 1 (1)

Unless otherwise stated the results shown in this test report refer only to the sample(s) tested and such sample(s) are retained for 90 days only.
除非另有說明，此報告結果僅對測試之樣品負責，同時此樣品僅保留90天。本報告未經本公司書面許可，不可部份複製。
This document is issued by the Company subject to its General Conditions of Service printed overleaf, available on request or accessible at www.sgs.com/terms_and_conditions.htm and, for electronic format documents, subject to Terms and Conditions for Electronic Documents at www.sgs.com/terms_e-document.htm. Attention is drawn to the limitation of liability, indemnification and jurisdiction issues defined therein. Any holder of this document is advised that information contained hereon reflects the Company's findings at the time of its intervention only and within the limits of Client's instructions, if any. The Company's sole responsibility is to its Client and this document does not exonerate parties to a transaction from exercising all their rights and obligations under the transaction documents. This document cannot be reproduced except in full, without prior written approval of the Company. Any unauthorized alteration, forgery or falsification of the content or appearance of this document is unlawful and offenders may be prosecuted to the fullest extent of the law.

# 9. System Validation from Original Equipment Supplier

**Calibration Laboratory of**
Schmid & Partner
Engineering AG
**Zeughausstrasse 43, 8004 Zurich, Switzerland**

**S** Schweizerischer Kalibrierdienst
**C** Service suisse d'étalonnage
Servizio svizzero di taratura
**S** Swiss Calibration Service

Accredited by the Swiss Accreditation Service (SAS)
**The Swiss Accreditation Service is one of the signatories to the EA Multilateral Agreement for the recognition of calibration certificates**

Accreditation No.: **SCS 108**

Client **SGS-TW (Auden)**

Certificate No: **D2450V2-727_May13**

## CALIBRATION CERTIFICATE

| | |
|---|---|
| Object | D2450V2 - SN: 727 |
| Calibration procedure(s) | QA CAL-05.v9<br>Calibration procedure for dipole validation kits above 700 MHz |
| Calibration date: | May 02, 2013 |

This calibration certificate documents the traceability to national standards, which realize the physical units of measurements (SI).
The measurements and the uncertainties with confidence probability are given on the following pages and are part of the certificate.

All calibrations have been conducted in the closed laboratory facility: environment temperature (22 ± 3)°C and humidity < 70%.

Calibration Equipment used (M&TE critical for calibration)

| Primary Standards | ID # | Cal Date (Certificate No.) | Scheduled Calibration |
|---|---|---|---|
| Power meter EPM-442A | GB37480704 | 01-Nov-12 (No. 217-01640) | Oct-13 |
| Power sensor HP 8481A | US37292783 | 01-Nov-12 (No. 217-01640) | Oct-13 |
| Reference 20 dB Attenuator | SN: 5058 (20k) | 04-Apr-13 (No. 217-01736) | Apr-14 |
| Type-N mismatch combination | SN: 5047.3 / 06327 | 04-Apr-13 (No. 217-01739) | Apr-14 |
| Reference Probe ES3DV3 | SN: 3205 | 28-Dec-12 (No. ES3-3205_Dec12) | Dec-13 |
| DAE4 | SN: 601 | 25-Apr-13 (No. DAE4-601_Apr13) | Apr-14 |
| **Secondary Standards** | **ID #** | **Check Date (in house)** | **Scheduled Check** |
| Power sensor HP 8481A | MY41092317 | 18-Oct-02 (in house check Oct-11) | In house check: Oct-13 |
| RF generator R&S SMT-06 | 100005 | 04-Aug-99 (in house check Oct-11) | In house check: Oct-13 |
| Network Analyzer HP 8753E | US37390585 S4206 | 18-Oct-01 (in house check Oct-12) | In house check: Oct-13 |

| | Name | Function | Signature |
|---|---|---|---|
| Calibrated by: | Claudio Leubler | Laboratory Technician | |
| Approved by: | Katja Pokovic | Technical Manager | |

Issued: May 2, 2013

This calibration certificate shall not be reproduced except in full without written approval of the laboratory.

Certificate No: D2450V2-727_May13 Page 1 of 8

Unless otherwise stated the results shown in this test report refer only to the sample(s) tested and such sample(s) are retained for 90 days only.
除非另有說明，此報告結果僅對測試之樣品負責，同時此樣品僅保留90天。本報告未經本公司書面許可，不可部份複製。
This document is issued by the Company subject to its General Conditions of Service printed overleaf, available on request or accessible at www.sgs.com/terms_and_conditions.htm and, for electronic format documents, subject to Terms and Conditions for Electronic Documents at www.sgs.com/terms_e-document.htm. Attention is drawn to the limitation of liability, indemnification and jurisdiction issues defined therein. Any holder of this document is advised that information contained hereon reflects the Company's findings at the time of its intervention only and within the limits of Client's instructions, if any. The Company's sole responsibility is to its Client and this document does not exonerate parties to a transaction from exercising all their rights and obligations under the transaction documents. This document cannot be reproduced except in full, without prior written approval of the Company. Any unauthorized alteration, forgery or falsification of the content or appearance of this document is unlawful and offenders may be prosecuted to the fullest extent of the law.

**Calibration Laboratory of**
Schmid & Partner
Engineering AG
Zeughausstrasse 43, 8004 Zurich, Switzerland

S Schweizerischer Kalibrierdienst
C Service suisse d'étalonnage
Servizio svizzero di taratura
S Swiss Calibration Service

Accredited by the Swiss Accreditation Service (SAS)
**The Swiss Accreditation Service is one of the signatories to the EA Multilateral Agreement for the recognition of calibration certificates**

Accreditation No.: **SCS 108**

**Glossary:**

| | |
|---|---|
| TSL | tissue simulating liquid |
| ConvF | sensitivity in TSL / NORM x,y,z |
| N/A | not applicable or not measured |

**Calibration is Performed According to the Following Standards:**

a) IEEE Std 1528-2003, "IEEE Recommended Practice for Determining the Peak Spatial-Averaged Specific Absorption Rate (SAR) in the Human Head from Wireless Communications Devices: Measurement Techniques", December 2003
b) IEC 62209-1, "Procedure to measure the Specific Absorption Rate (SAR) for hand-held devices used in close proximity to the ear (frequency range of 300 MHz to 3 GHz)", February 2005
c) Federal Communications Commission Office of Engineering & Technology (FCC OET), "Evaluating Compliance with FCC Guidelines for Human Exposure to Radiofrequency Electromagnetic Fields; Additional Information for Evaluating Compliance of Mobile and Portable Devices with FCC Limits for Human Exposure to Radiofrequency Emissions", Supplement C (Edition 01-01) to Bulletin 65

**Additional Documentation:**

d) DASY4/5 System Handbook

**Methods Applied and Interpretation of Parameters:**

- *Measurement Conditions:* Further details are available from the Validation Report at the end of the certificate. All figures stated in the certificate are valid at the frequency indicated.
- *Antenna Parameters with TSL:* The dipole is mounted with the spacer to position its feed point exactly below the center marking of the flat phantom section, with the arms oriented parallel to the body axis.
- *Feed Point Impedance and Return Loss:* These parameters are measured with the dipole positioned under the liquid filled phantom. The impedance stated is transformed from the measurement at the SMA connector to the feed point. The Return Loss ensures low reflected power. No uncertainty required.
- *Electrical Delay:* One-way delay between the SMA connector and the antenna feed point. No uncertainty required.
- *SAR measured:* SAR measured at the stated antenna input power.
- *SAR normalized:* SAR as measured, normalized to an input power of 1 W at the antenna connector.
- *SAR for nominal TSL parameters:* The measured TSL parameters are used to calculate the nominal SAR result.

The reported uncertainty of measurement is stated as the standard uncertainty of measurement multiplied by the coverage factor k=2, which for a normal distribution corresponds to a coverage probability of approximately 95%.



Unless otherwise stated the results shown in this test report refer only to the sample(s) tested and such sample(s) are retained for 90 days only.
除非另有說明，此報告結果僅對測試之樣品負責，同時此樣品僅保留90天。本報告未經本公司書面許可，不可部份複製。

This document is issued by the Company subject to its General Conditions of Service printed overleaf, available on request or accessible at www.sgs.com/terms_and_conditions.htm and, for electronic format documents, subject to Terms and Conditions for Electronic Documents at www.sgs.com/terms_e-document.htm. Attention is drawn to the limitation of liability, indemnification and jurisdiction issues defined therein. Any holder of this document is advised that information contained hereon reflects the Company's findings at the time of its intervention only and within the limits of Client's instructions, if any. The Company's sole responsibility is to its Client and this document does not exonerate parties to a transaction from exercising all their rights and obligations under the transaction documents. This document cannot be reproduced except in full, without prior written approval of the Company. Any unauthorized alteration, forgery or falsification of the content or appearance of this document is unlawful and offenders may be prosecuted to the fullest extent of the law.

## Measurement Conditions

DASY system configuration, as far as not given on page 1.

| | | |
|---|---|---|
| **DASY Version** | DASY5 | V52.8.6 |
| **Extrapolation** | Advanced Extrapolation | |
| **Phantom** | Modular Flat Phantom | |
| **Distance Dipole Center - TSL** | 10 mm | with Spacer |
| **Zoom Scan Resolution** | dx, dy, dz = 5 mm | |
| **Frequency** | 2450 MHz ± 1 MHz | |

## Head TSL parameters

The following parameters and calculations were applied.

| | Temperature | Permittivity | Conductivity |
|---|---|---|---|
| **Nominal Head TSL parameters** | 22.0 °C | 39.2 | 1.80 mho/m |
| **Measured Head TSL parameters** | (22.0 ± 0.2) °C | 37.7 ± 6 % | 1.83 mho/m ± 6 % |
| **Head TSL temperature change during test** | < 0.5 °C | --- | --- |

## SAR result with Head TSL

| **SAR averaged over 1 cm³ (1 g) of Head TSL** | Condition | |
|---|---|---|
| SAR measured | 250 mW input power | 13.7 W/kg |
| SAR for nominal Head TSL parameters | normalized to 1W | **53.9 W/kg ± 17.0 % (k=2)** |

| **SAR averaged over 10 cm³ (10 g) of Head TSL** | condition | |
|---|---|---|
| SAR measured | 250 mW input power | 6.35 W/kg |
| SAR for nominal Head TSL parameters | normalized to 1W | **25.1 W/kg ± 16.5 % (k=2)** |

## Body TSL parameters

The following parameters and calculations were applied.

| | Temperature | Permittivity | Conductivity |
|---|---|---|---|
| **Nominal Body TSL parameters** | 22.0 °C | 52.7 | 1.95 mho/m |
| **Measured Body TSL parameters** | (22.0 ± 0.2) °C | 51.2 ± 6 % | 2.03 mho/m ± 6 % |
| **Body TSL temperature change during test** | < 0.5 °C | --- | --- |

## SAR result with Body TSL

| **SAR averaged over 1 cm³ (1 g) of Body TSL** | Condition | |
|---|---|---|
| SAR measured | 250 mW input power | 13.2 W/kg |
| SAR for nominal Body TSL parameters | normalized to 1W | **51.5 W/kg ± 17.0 % (k=2)** |

| **SAR averaged over 10 cm³ (10 g) of Body TSL** | condition | |
|---|---|---|
| SAR measured | 250 mW input power | 6.09 W/kg |
| SAR for nominal Body TSL parameters | normalized to 1W | **24.0 W/kg ± 16.5 % (k=2)** |



Unless otherwise stated the results shown in this test report refer only to the sample(s) tested and such sample(s) are retained for 90 days only.
除非另有說明，此報告結果僅對測試之樣品負責，同時此樣品僅保留90天。本報告未經本公司書面許可，不可部份複製。
This document is issued by the Company subject to its General Conditions of Service printed overleaf, available on request or accessible at www.sgs.com/terms_and_conditions.htm and, for electronic format documents, subject to Terms and Conditions for Electronic Documents at www.sgs.com/terms_e-document.htm. Attention is drawn to the limitation of liability, indemnification and jurisdiction issues defined therein. Any holder of this document is advised that information contained hereon reflects the Company's findings at the time of its intervention only and within the limits of Client's instructions, if any. The Company's sole responsibility is to its Client and this document does not exonerate parties to a transaction from exercising all their rights and obligations under the transaction documents. This document cannot be reproduced except in full, without prior written approval of the Company. Any unauthorized alteration, forgery or falsification of the content or appearance of this document is unlawful and offenders may be prosecuted to the fullest extent of the law.

SGS Taiwan Ltd. 台灣檢驗科技股份有限公司
No.134,Wu Kung Road, New Taipei Industrial Park, Wuku District, New Taipei City, Taiwan 24803/新北市五股區新北產業園區五工路 134 號
t (886-2) 2299-3279 f (886-2) 2298-0488 www.tw.sgs.com
Member of SGS Group

## Appendix

### Antenna Parameters with Head TSL

| | |
|---|---|
| Impedance, transformed to feed point | 55.6 Ω + 1.9 jΩ |
| Return Loss | - 25.0 dB |

### Antenna Parameters with Body TSL

| | |
|---|---|
| Impedance, transformed to feed point | 51.9 Ω + 4.0 jΩ |
| Return Loss | - 27.2 dB |

### General Antenna Parameters and Design

| | |
|---|---|
| Electrical Delay (one direction) | 1.150 ns |

After long term use with 100W radiated power, only a slight warming of the dipole near the feedpoint can be measured.

The dipole is made of standard semirigid coaxial cable. The center conductor of the feeding line is directly connected to the second arm of the dipole. The antenna is therefore short-circuited for DC-signals. On some of the dipoles, small end caps are added to the dipole arms in order to improve matching when loaded according to the position as explained in the "Measurement Conditions" paragraph. The SAR data are not affected by this change. The overall dipole length is still according to the Standard.
No excessive force must be applied to the dipole arms, because they might bend or the soldered connections near the feedpoint may be damaged.

### Additional EUT Data

| | |
|---|---|
| Manufactured by | SPEAG |
| Manufactured on | January 09, 2003 |



Unless otherwise stated the results shown in this test report refer only to the sample(s) tested and such sample(s) are retained for 90 days only.
除非另有說明，此報告結果僅對測試之樣品負責，同時此樣品僅保留90天。本報告未經本公司書面許可，不可部份複製。
This document is issued by the Company subject to its General Conditions of Service printed overleaf, available on request or accessible at www.sgs.com/terms_and_conditions.htm and, for electronic format documents, subject to Terms and Conditions for Electronic Documents at www.sgs.com/terms_e-document.htm. Attention is drawn to the limitation of liability, indemnification and jurisdiction issues defined therein. Any holder of this document is advised that information contained hereon reflects the Company's findings at the time of its intervention only and within the limits of Client's instructions, if any. The Company's sole responsibility is to its Client and this document does not exonerate parties to a transaction from exercising all their rights and obligations under the transaction documents. This document cannot be reproduced except in full, without prior written approval of the Company. Any unauthorized alteration, forgery or falsification of the content or appearance of this document is unlawful and offenders may be prosecuted to the fullest extent of the law.
SGS Taiwan Ltd. 台灣檢驗科技股份有限公司
No.134,Wu Kung Road, New Taipei Industrial Park, Wuku District, New Taipei City, Taiwan 24803/新北市五股區新北產業園區五工路 134 號
t (886-2) 2299-3279 f (886-2) 2298-0488 www.tw.sgs.com
Member of SGS Group

## DASY5 Validation Report for Head TSL

Date: 02.05.2013

Test Laboratory: SPEAG, Zurich, Switzerland

**DUT: Dipole 2450 MHz; Type: D2450V2; Serial: D2450V2 - SN: 727**

Communication System: UID 0 - CW; Frequency: 2450 MHz
Medium parameters used: f = 2450 MHz; $\sigma$ = 1.83 S/m; $\varepsilon_r$ = 37.7; $\rho$ = 1000 kg/m$^3$
Phantom section: Flat Section
Measurement Standard: DASY5 (IEEE/IEC/ANSI C63.19-2007)

DASY52 Configuration:

- Probe: ES3DV3 - SN3205; ConvF(4.52, 4.52, 4.52); Calibrated: 28.12.2012;
- Sensor-Surface: 3mm (Mechanical Surface Detection)
- Electronics: DAE4 Sn601; Calibrated: 25.04.2013
- Phantom: Flat Phantom 5.0 (front); Type: QD000P50AA; Serial: 1001
- DASY52 52.8.6(1115); SEMCAD X 14.6.9(7117)

**Dipole Calibration for Head Tissue/Pin=250 mW, d=10mm/Zoom Scan (7x7x7)/Cube 0:**
Measurement grid: dx=5mm, dy=5mm, dz=5mm
Reference Value = 95.668 V/m; Power Drift = 0.09 dB
Peak SAR (extrapolated) = 28.6 W/kg
**SAR(1 g) = 13.7 W/kg; SAR(10 g) = 6.35 W/kg**
Maximum value of SAR (measured) = 17.5 W/kg




0 dB = 17.5 W/kg = 12.43 dBW/kg



Unless otherwise stated the results shown in this test report refer only to the sample(s) tested and such sample(s) are retained for 90 days only.
除非另有說明，此報告結果僅對測試之樣品負責，同時此樣品僅保留90天。本報告未經本公司書面許可，不可部份複製。
This document is issued by the Company subject to its General Conditions of Service printed overleaf, available on request or accessible at www.sgs.com/terms_and_conditions.htm and, for electronic format documents, subject to Terms and Conditions for Electronic Documents at www.sgs.com/terms_e-document.htm. Attention is drawn to the limitation of liability, indemnification and jurisdiction issues defined therein. Any holder of this document is advised that information contained hereon reflects the Company's findings at the time of its intervention only and within the limits of Client's instructions, if any. The Company's sole responsibility is to its Client and this document does not exonerate parties to a transaction from exercising all their rights and obligations under the transaction documents. This document cannot be reproduced except in full, without prior written approval of the Company. Any unauthorized alteration, forgery or falsification of the content or appearance of this document is unlawful and offenders may be prosecuted to the fullest extent of the law.
SGS Taiwan Ltd. 台灣檢驗科技股份有限公司
No.134,Wu Kung Road, New Taipei Industrial Park, Wuku District, New Taipei City, Taiwan 24803/新北市五股區新北產業園區五工路 134 號
t (886-2) 2299-3279 f (886-2) 2298-0488 www.tw.sgs.com
Member of SGS Group

## Impedance Measurement Plot for Head TSL

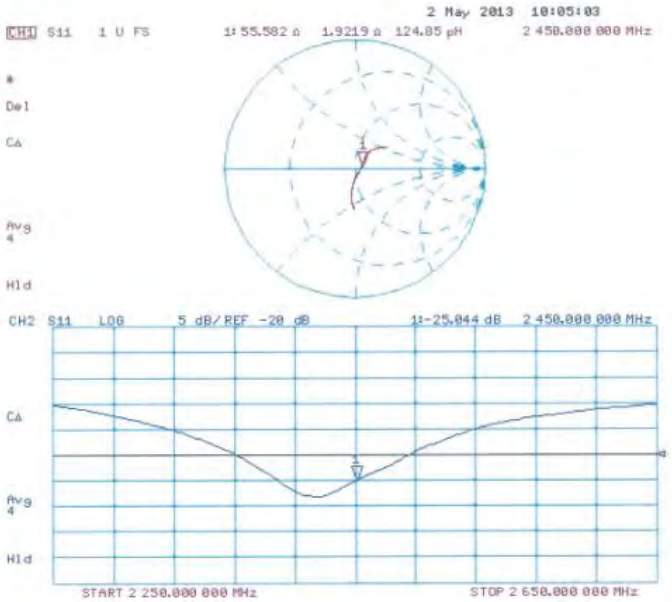




Unless otherwise stated the results shown in this test report refer only to the sample(s) tested and such sample(s) are retained for 90 days only.
除非另有說明，此報告結果僅對測試之樣品負責，同時此樣品僅保留90天。本報告未經本公司書面許可，不可部份複製。

This document is issued by the Company subject to its General Conditions of Service printed overleaf, available on request or accessible at www.sgs.com/terms_and_conditions.htm and, for electronic format documents, subject to Terms and Conditions for Electronic Documents at www.sgs.com/terms_e-document.htm. Attention is drawn to the limitation of liability, indemnification and jurisdiction issues defined therein. Any holder of this document is advised that information contained hereon reflects the Company's findings at the time of its intervention only and within the limits of Client's instructions, if any. The Company's sole responsibility is to its Client and this document does not exonerate parties to a transaction from exercising all their rights and obligations under the transaction documents. This document cannot be reproduced except in full, without prior written approval of the Company. Any unauthorized alteration, forgery or falsification of the content or appearance of this document is unlawful and offenders may be prosecuted to the fullest extent of the law.

SGS Taiwan Ltd. 台灣檢驗科技股份有限公司
No.134,Wu Kung Road, New Taipei Industrial Park, Wuku District, New Taipei City, Taiwan 24803/新北市五股區新北產業園區五工路 134 號
t (886-2) 2299-3279 f (886-2) 2298-0488 www.tw.sgs.com
Member of SGS Group

## DASY5 Validation Report for Body TSL

Date: 02.05.2013

Test Laboratory: SPEAG, Zurich, Switzerland

**DUT: Dipole 2450 MHz; Type: D2450V2; Serial: D2450V2 - SN: 727**

Communication System: UID 0 - CW; Frequency: 2450 MHz
Medium parameters used: f = 2450 MHz; $\sigma$ = 2.03 S/m; $\varepsilon_r$ = 51.2; $\rho$ = 1000 kg/m$^3$
Phantom section: Flat Section
Measurement Standard: DASY5 (IEEE/IEC/ANSI C63.19-2007)

DASY52 Configuration:

- Probe: ES3DV3 - SN3205; ConvF(4.42, 4.42, 4.42); Calibrated: 28.12.2012;
- Sensor-Surface: 3mm (Mechanical Surface Detection)
- Electronics: DAE4 Sn601; Calibrated: 25.04.2013
- Phantom: Flat Phantom 5.0 (back); Type: QD000P50AA; Serial: 1002
- DASY52 52.8.6(1115); SEMCAD X 14.6.9(7117)

**Dipole Calibration for Body Tissue/Pin=250 mW, d=10mm/Zoom Scan (7x7x7)/Cube 0:**
Measurement grid: dx=5mm, dy=5mm, dz=5mm
Reference Value = 95.668 V/m; Power Drift = 0.00 dB
Peak SAR (extrapolated) = 27.5 W/kg
**SAR(1 g) = 13.2 W/kg; SAR(10 g) = 6.09 W/kg**
Maximum value of SAR (measured) = 17.5 W/kg




0 dB = 17.5 W/kg = 12.43 dBW/kg



Unless otherwise stated the results shown in this test report refer only to the sample(s) tested and such sample(s) are retained for 90 days only.
除非另有說明，此報告結果僅對測試之樣品負責，同時此樣品僅保留90天。本報告未經本公司書面許可，不可部份複製。
This document is issued by the Company subject to its General Conditions of Service printed overleaf, available on request or accessible at www.sgs.com/terms_and_conditions.htm and, for electronic format documents, subject to Terms and Conditions for Electronic Documents at www.sgs.com/terms_e-document.htm. Attention is drawn to the limitation of liability, indemnification and jurisdiction issues defined therein. Any holder of this document is advised that information contained hereon reflects the Company's findings at the time of its intervention only and within the limits of Client's instructions, if any. The Company's sole responsibility is to its Client and this document does not exonerate parties to a transaction from exercising all their rights and obligations under the transaction documents. This document cannot be reproduced except in full, without prior written approval of the Company. Any unauthorized alteration, forgery or falsification of the content or appearance of this document is unlawful and offenders may be prosecuted to the fullest extent of the law.
SGS Taiwan Ltd. 台灣檢驗科技股份有限公司
No.134,Wu Kung Road, New Taipei Industrial Park, Wuku District, New Taipei City, Taiwan 24803/新北市五股區新北產業園區五工路 134 號
t (886-2) 2299-3279 f (886-2) 2298-0488 www.tw.sgs.com
Member of SGS Group

**Impedance Measurement Plot for Body TSL**

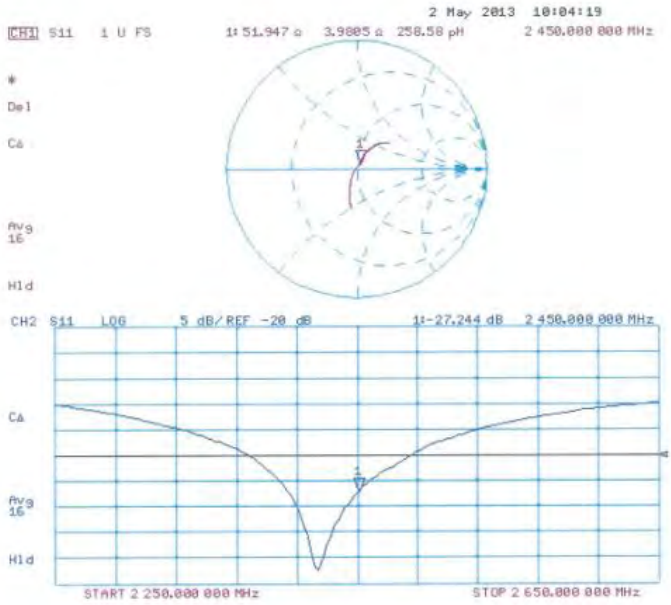




Unless otherwise stated the results shown in this test report refer only to the sample(s) tested and such sample(s) are retained for 90 days only.
除非另有說明，此報告結果僅對測試之樣品負責，同時此樣品僅保留90天。本報告未經本公司書面許可，不可部份複製。

This document is issued by the Company subject to its General Conditions of Service printed overleaf, available on request or accessible at www.sgs.com/terms_and_conditions.htm and, for electronic format documents, subject to Terms and Conditions for Electronic Documents at www.sgs.com/terms_e-document.htm. Attention is drawn to the limitation of liability, indemnification and jurisdiction issues defined therein. Any holder of this document is advised that information contained hereon reflects the Company's findings at the time of its intervention only and within the limits of Client's instructions, if any. The Company's sole responsibility is to its Client and this document does not exonerate parties to a transaction from exercising all their rights and obligations under the transaction documents. This document cannot be reproduced except in full, without prior written approval of the Company. Any unauthorized alteration, forgery or falsification of the content or appearance of this document is unlawful and offenders may be prosecuted to the fullest extent of the law.

SGS Taiwan Ltd. 台灣檢驗科技股份有限公司
No.134,Wu Kung Road, New Taipei Industrial Park, Wuku District, New Taipei City, Taiwan 24803/新北市五股區新北產業園區五工路 134 號
t (886-2) 2299-3279 f (886-2) 2298-0488 www.tw.sgs.com
Member of SGS Group

**Calibration Laboratory of**
Schmid & Partner
Engineering AG
Zeughausstrasse 43, 8004 Zurich, Switzerland

S Schweizerischer Kalibrierdienst
C Service suisse d'étalonnage
Servizio svizzero di taratura
S Swiss Calibration Service

Accredited by the Swiss Accreditation Service (SAS)
**The Swiss Accreditation Service is one of the signatories to the EA Multilateral Agreement for the recognition of calibration certificates**

Accreditation No.: **SCS 108**

Client **SGS-TW (Auden)**

Certificate No: **D5GHzV2-1104_May13**

# CALIBRATION CERTIFICATE

| | |
|---|---|
| Object | D5GHzV2 - SN: 1104 |
| Calibration procedure(s) | QA CAL-22.v2<br>Calibration procedure for dipole validation kits between 3-6 GHz |
| Calibration date: | May 07, 2013 |

This calibration certificate documents the traceability to national standards, which realize the physical units of measurements (SI).
The measurements and the uncertainties with confidence probability are given on the following pages and are part of the certificate.

All calibrations have been conducted in the closed laboratory facility: environment temperature (22 ± 3)°C and humidity < 70%.

Calibration Equipment used (M&TE critical for calibration)

| Primary Standards | ID # | Cal Date (Certificate No.) | Scheduled Calibration |
|---|---|---|---|
| Power meter EPM-442A | GB37480704 | 01-Nov-12 (No. 217-01640) | Oct-13 |
| Power sensor HP 8481A | US37292783 | 01-Nov-12 (No. 217-01640) | Oct-13 |
| Reference 20 dB Attenuator | SN: 5058 (20k) | 04-Apr-13 (No. 217-01736) | Apr-14 |
| Type-N mismatch combination | SN: 5047.3 / 06327 | 04-Apr-13 (No. 217-01739) | Apr-14 |
| Reference Probe EX3DV4 | SN: 3503 | 28-Dec-12 (No. EX3-3503_Dec12) | Dec-13 |
| DAE4 | SN: 601 | 25-Apr-13 (No. DAE4-601_Apr13) | Apr-14 |

| Secondary Standards | ID # | Check Date (in house) | Scheduled Check |
|---|---|---|---|
| Power sensor HP 8481A | MY41092317 | 18-Oct-02 (in house check Oct-11) | In house check: Oct-13 |
| RF generator R&S SMT-06 | 100005 | 04-Aug-99 (in house check Oct-11) | In house check: Oct-13 |
| Network Analyzer HP 8753E | US37390585 S4206 | 18-Oct-01 (in house check Oct-12) | In house check: Oct-13 |

| | Name | Function | Signature |
|---|---|---|---|
| Calibrated by: | Israe El-Naouq | Laboratory Technician | Israe El-Naouq |
| Approved by: | Katja Pokovic | Technical Manager | |

Issued: May 7, 2013

This calibration certificate shall not be reproduced except in full without written approval of the laboratory.

Certificate No: D5GHzV2-1104_May13 Page 1 of 15

Unless otherwise stated the results shown in this test report refer only to the sample(s) tested and such sample(s) are retained for 90 days only.
除非另有說明，此報告結果僅對測試之樣品負責，同時此樣品僅保留90天。本報告未經本公司書面許可，不可部份複製。
This document is issued by the Company subject to its General Conditions of Service printed overleaf, available on request or accessible at www.sgs.com/terms_and_conditions.htm and, for electronic format documents, subject to Terms and Conditions for Electronic Documents at www.sgs.com/terms_e-document.htm. Attention is drawn to the limitation of liability, indemnification and jurisdiction issues defined therein. Any holder of this document is advised that information contained hereon reflects the Company's findings at the time of its intervention only and within the limits of Client's instructions, if any. The Company's sole responsibility is to its Client and this document does not exonerate parties to a transaction from exercising all their rights and obligations under the transaction documents. This document cannot be reproduced except in full, without prior written approval of the Company. Any unauthorized alteration, forgery or falsification of the content or appearance of this document is unlawful and offenders may be prosecuted to the fullest extent of the law.

**Calibration Laboratory of**
Schmid & Partner
Engineering AG
Zeughausstrasse 43, 8004 Zurich, Switzerland

S Schweizerischer Kalibrierdienst
C Service suisse d'étalonnage
Servizio svizzero di taratura
S Swiss Calibration Service

Accreditation No.: SCS 108

Accredited by the Swiss Accreditation Service (SAS)
The Swiss Accreditation Service is one of the signatories to the EA Multilateral Agreement for the recognition of calibration certificates

**Glossary:**

| | |
|---|---|
| TSL | tissue simulating liquid |
| ConvF | sensitivity in TSL / NORM x,y,z |
| N/A | not applicable or not measured |

**Calibration is Performed According to the Following Standards:**

a) IEC 62209-2, "Evaluation of Human Exposure to Radio Frequency Fields from Handheld and Body-Mounted Wireless Communication Devices in the Frequency Range of 30 MHz to 6 GHz: Human models, Instrumentation, and Procedures"; Part 2: "Procedure to determine the Specific Absorption Rate (SAR) for including accessories and multiple transmitters", March 2010

b) Federal Communications Commission Office of Engineering & Technology (FCC OET), "Evaluating Compliance with FCC Guidelines for Human Exposure to Radiofrequency Electromagnetic Fields; Additional Information for Evaluating Compliance of Mobile and Portable Devices with FCC Limits for Human Exposure to Radiofrequency Emissions", Supplement C (Edition 01-01) to Bulletin 65

**Additional Documentation:**

c) DASY4/5 System Handbook

**Methods Applied and Interpretation of Parameters:**

- *Measurement Conditions:* Further details are available from the Validation Report at the end of the certificate. All figures stated in the certificate are valid at the frequency indicated.
- *Antenna Parameters with TSL:* The dipole is mounted with the spacer to position its feed point exactly below the center marking of the flat phantom section, with the arms oriented parallel to the body axis.
- *Feed Point Impedance and Return Loss:* These parameters are measured with the dipole positioned under the liquid filled phantom. The impedance stated is transformed from the measurement at the SMA connector to the feed point. The Return Loss ensures low reflected power. No uncertainty required.
- *Electrical Delay:* One-way delay between the SMA connector and the antenna feed point. No uncertainty required.
- *SAR measured:* SAR measured at the stated antenna input power.
- *SAR normalized:* SAR as measured, normalized to an input power of 1 W at the antenna connector.
- *SAR for nominal TSL parameters:* The measured TSL parameters are used to calculate the nominal SAR result.

The reported uncertainty of measurement is stated as the standard uncertainty of measurement multiplied by the coverage factor k=2, which for a normal distribution corresponds to a coverage probability of approximately 95%.



Unless otherwise stated the results shown in this test report refer only to the sample(s) tested and such sample(s) are retained for 90 days only.
除非另有說明，此報告結果僅對測試之樣品負責，同時此樣品僅保留90天。本報告未經本公司書面許可，不可部份複製。
This document is issued by the Company subject to its General Conditions of Service printed overleaf, available on request or accessible at www.sgs.com/terms_and_conditions.htm and, for electronic format documents, subject to Terms and Conditions for Electronic Documents at www.sgs.com/terms_e-document.htm. Attention is drawn to the limitation of liability, indemnification and jurisdiction issues defined therein. Any holder of this document is advised that information contained hereon reflects the Company's findings at the time of its intervention only and within the limits of Client's instructions, if any. The Company's sole responsibility is to its Client and this document does not exonerate parties to a transaction from exercising all their rights and obligations under the transaction documents. This document cannot be reproduced except in full, without prior written approval of the Company. Any unauthorized alteration, forgery or falsification of the content or appearance of this document is unlawful and offenders may be prosecuted to the fullest extent of the law.

## Measurement Conditions

DASY system configuration, as far as not given on page 1.

| | | |
|---|---|---|
| DASY Version | DASY5 | V52.8.6 |
| Extrapolation | Advanced Extrapolation | |
| Phantom | Modular Flat Phantom V5.0 | |
| Distance Dipole Center - TSL | 10 mm | with Spacer |
| Zoom Scan Resolution | dx, dy = 4.0 mm, dz = 1.4 mm | Graded Ratio = 1.4 (Z direction) |
| Frequency | 5200 MHz ± 1 MHz<br>5300 MHz ± 1 MHz<br>5600 MHz ± 1 MHz<br>5800 MHz ± 1 MHz | |

## Head TSL parameters at 5200 MHz

The following parameters and calculations were applied.

| | Temperature | Permittivity | Conductivity |
|---|---|---|---|
| Nominal Head TSL parameters | 22.0 °C | 36.0 | 4.66 mho/m |
| Measured Head TSL parameters | (22.0 ± 0.2) °C | 34.7 ± 6 % | 4.58 mho/m ± 6 % |
| Head TSL temperature change during test | < 0.5 °C | --- | --- |

## SAR result with Head TSL at 5200 MHz

| SAR averaged over 1 $cm^3$ (1 g) of Head TSL | Condition | |
|---|---|---|
| SAR measured | 100 mW input power | 8.27 W/kg |
| SAR for nominal Head TSL parameters | normalized to 1W | **82.0 W/kg ± 19.9 % (k=2)** |

| SAR averaged over 10 $cm^3$ (10 g) of Head TSL | condition | |
|---|---|---|
| SAR measured | 100 mW input power | 2.36 W/kg |
| SAR for nominal Head TSL parameters | normalized to 1W | **23.4 W/kg ± 19.5 % (k=2)** |



Unless otherwise stated the results shown in this test report refer only to the sample(s) tested and such sample(s) are retained for 90 days only.
除非另有說明，此報告結果僅對測試之樣品負責，同時此樣品僅保留90天。本報告未經本公司書面許可，不可部份複製。
This document is issued by the Company subject to its General Conditions of Service printed overleaf, available on request or accessible at www.sgs.com/terms_and_conditions.htm and, for electronic format documents, subject to Terms and Conditions for Electronic Documents at www.sgs.com/terms_e-document.htm. Attention is drawn to the limitation of liability, indemnification and jurisdiction issues defined therein. Any holder of this document is advised that information contained hereon reflects the Company's findings at the time of its intervention only and within the limits of Client's instructions, if any. The Company's sole responsibility is to its Client and this document does not exonerate parties to a transaction from exercising all their rights and obligations under the transaction documents. This document cannot be reproduced except in full, without prior written approval of the Company. Any unauthorized alteration, forgery or falsification of the content or appearance of this document is unlawful and offenders may be prosecuted to the fullest extent of the law.
SGS Taiwan Ltd. 台灣檢驗科技股份有限公司
No.134,Wu Kung Road, New Taipei Industrial Park, Wuku District, New Taipei City, Taiwan 24803/新北市五股區新北產業園區五工路 134 號
t (886-2) 2299-3279 f (886-2) 2298-0488 www.tw.sgs.com
Member of SGS Group

## Head TSL parameters at 5300 MHz

The following parameters and calculations were applied.

| | Temperature | Permittivity | Conductivity |
|---|---|---|---|
| **Nominal Head TSL parameters** | 22.0 °C | 35.9 | 4.76 mho/m |
| **Measured Head TSL parameters** | (22.0 ± 0.2) °C | 34.5 ± 6 % | 4.68 mho/m ± 6 % |
| **Head TSL temperature change during test** | < 0.5 °C | ---- | ---- |

## SAR result with Head TSL at 5300 MHz

| **SAR averaged over 1 cm³ (1 g) of Head TSL** | Condition | |
|---|---|---|
| SAR measured | 100 mW input power | 8.51 W/kg |
| SAR for nominal Head TSL parameters | normalized to 1W | **84.4 W / kg ± 19.9 % (k=2)** |

| **SAR averaged over 10 cm³ (10 g) of Head TSL** | condition | |
|---|---|---|
| SAR measured | 100 mW input power | 2.44 W/kg |
| SAR for nominal Head TSL parameters | normalized to 1W | **24.1 W/kg ± 19.5 % (k=2)** |

## Head TSL parameters at 5600 MHz

The following parameters and calculations were applied.

| | Temperature | Permittivity | Conductivity |
|---|---|---|---|
| **Nominal Head TSL parameters** | 22.0 °C | 35.5 | 5.07 mho/m |
| **Measured Head TSL parameters** | (22.0 ± 0.2) °C | 34.1 ± 6 % | 4.96 mho/m ± 6 % |
| **Head TSL temperature change during test** | < 0.5 °C | ---- | ---- |

## SAR result with Head TSL at 5600 MHz

| **SAR averaged over 1 cm³ (1 g) of Head TSL** | Condition | |
|---|---|---|
| SAR measured | 100 mW input power | 8.62 W/kg |
| SAR for nominal Head TSL parameters | normalized to 1W | **85.4 W/kg ± 19.9 % (k=2)** |

| **SAR averaged over 10 cm³ (10 g) of Head TSL** | condition | |
|---|---|---|
| SAR measured | 100 mW input power | 2.45 W/kg |
| SAR for nominal Head TSL parameters | normalized to 1W | **24.2 W/kg ± 19.5 % (k=2)** |



Unless otherwise stated the results shown in this test report refer only to the sample(s) tested and such sample(s) are retained for 90 days only.
除非另有說明，此報告結果僅對測試之樣品負責，同時此樣品僅保留90天。本報告未經本公司書面許可，不可部份複製。
This document is issued by the Company subject to its General Conditions of Service printed overleaf, available on request or accessible at www.sgs.com/terms_and_conditions.htm and, for electronic format documents, subject to Terms and Conditions for Electronic Documents at www.sgs.com/terms_e-document.htm. Attention is drawn to the limitation of liability, indemnification and jurisdiction issues defined therein. Any holder of this document is advised that information contained hereon reflects the Company's findings at the time of its intervention only and within the limits of Client's instructions, if any. The Company's sole responsibility is to its Client and this document does not exonerate parties to a transaction from exercising all their rights and obligations under the transaction documents. This document cannot be reproduced except in full, without prior written approval of the Company. Any unauthorized alteration, forgery or falsification of the content or appearance of this document is unlawful and offenders may be prosecuted to the fullest extent of the law.
SGS Taiwan Ltd. 台灣檢驗科技股份有限公司
No.134,Wu Kung Road, New Taipei Industrial Park, Wuku District, New Taipei City, Taiwan 24803/新北市五股區新北產業園區五工路 134 號
t (886-2) 2299-3279 f (886-2) 2298-0488 www.tw.sgs.com
Member of SGS Group

## Head TSL parameters at 5800 MHz

The following parameters and calculations were applied.

| | Temperature | Permittivity | Conductivity |
|---|---|---|---|
| Nominal Head TSL parameters | 22.0 °C | 35.3 | 5.27 mho/m |
| Measured Head TSL parameters | (22.0 ± 0.2) °C | 33.8 ± 6 % | 5.17 mho/m ± 6 % |
| Head TSL temperature change during test | < 0.5 °C | — | — |

## SAR result with Head TSL at 5800 MHz

| SAR averaged over 1 $cm^3$ (1 g) of Head TSL | Condition | |
|---|---|---|
| SAR measured | 100 mW input power | 8.09 W/kg |
| SAR for nominal Head TSL parameters | normalized to 1W | **80.1 W/kg ± 19.9 % (k=2)** |

| SAR averaged over 10 $cm^3$ (10 g) of Head TSL | condition | |
|---|---|---|
| SAR measured | 100 mW input power | 2.30 W/kg |
| SAR for nominal Head TSL parameters | normalized to 1W | **22.7 W/kg ± 19.5 % (k=2)** |



Unless otherwise stated the results shown in this test report refer only to the sample(s) tested and such sample(s) are retained for 90 days only.
除非另有說明，此報告結果僅對測試之樣品負責，同時此樣品僅保留90天。本報告未經本公司書面許可，不可部份複製。
This document is issued by the Company subject to its General Conditions of Service printed overleaf, available on request or accessible at www.sgs.com/terms_and_conditions.htm and, for electronic format documents, subject to Terms and Conditions for Electronic Documents at www.sgs.com/terms_e-document.htm. Attention is drawn to the limitation of liability, indemnification and jurisdiction issues defined therein. Any holder of this document is advised that information contained hereon reflects the Company's findings at the time of its intervention only and within the limits of Client's instructions, if any. The Company's sole responsibility is to its Client and this document does not exonerate parties to a transaction from exercising all their rights and obligations under the transaction documents. This document cannot be reproduced except in full, without prior written approval of the Company. Any unauthorized alteration, forgery or falsification of the content or appearance of this document is unlawful and offenders may be prosecuted to the fullest extent of the law.
SGS Taiwan Ltd. 台灣檢驗科技股份有限公司
No.134,Wu Kung Road, New Taipei Industrial Park, Wuku District, New Taipei City, Taiwan 24803/新北市五股區新北產業園區五工路 134 號
t (886-2) 2299-3279 f (886-2) 2298-0488 www.tw.sgs.com
Member of SGS Group

## Body TSL parameters at 5200 MHz

The following parameters and calculations were applied.

| | Temperature | Permittivity | Conductivity |
|---|---|---|---|
| **Nominal Body TSL parameters** | 22.0 °C | 49.0 | 5.30 mho/m |
| **Measured Body TSL parameters** | (22.0 ± 0.2) °C | 46.9 ± 6 % | 5.43 mho/m ± 6 % |
| **Body TSL temperature change during test** | < 0.5 °C | ---- | ---- |

## SAR result with Body TSL at 5200 MHz

| **SAR averaged over 1 cm³ (1 g) of Body TSL** | Condition | |
|---|---|---|
| SAR measured | 100 mW input power | 7.64 W/kg |
| SAR for nominal Body TSL parameters | normalized to 1W | **75.8 W/kg ± 19.9 % (k=2)** |

| **SAR averaged over 10 cm³ (10 g) of Body TSL** | condition | |
|---|---|---|
| SAR measured | 100 mW input power | 2.14 W/kg |
| SAR for nominal Body TSL parameters | normalized to 1W | **21.2 W/kg ± 19.5 % (k=2)** |

## Body TSL parameters at 5300 MHz

The following parameters and calculations were applied.

| | Temperature | Permittivity | Conductivity |
|---|---|---|---|
| **Nominal Body TSL parameters** | 22.0 °C | 48.9 | 5.42 mho/m |
| **Measured Body TSL parameters** | (22.0 ± 0.2) °C | 46.8 ± 6 % | 5.56 mho/m ± 6 % |
| **Body TSL temperature change during test** | < 0.5 °C | ---- | ---- |

## SAR result with Body TSL at 5300 MHz

| **SAR averaged over 1 cm³ (1 g) of Body TSL** | Condition | |
|---|---|---|
| SAR measured | 100 mW input power | 7.77 W/kg |
| SAR for nominal Body TSL parameters | normalized to 1W | **77.1 W/kg ± 19.9 % (k=2)** |

| **SAR averaged over 10 cm³ (10 g) of Body TSL** | condition | |
|---|---|---|
| SAR measured | 100 mW input power | 2.17 W/kg |
| SAR for nominal Body TSL parameters | normalized to 1W | **21.5 W/kg ± 19.5 % (k=2)** |



Unless otherwise stated the results shown in this test report refer only to the sample(s) tested and such sample(s) are retained for 90 days only.
除非另有說明，此報告結果僅對測試之樣品負責，同時此樣品僅保留90天。本報告未經本公司書面許可，不可部份複製。
This document is issued by the Company subject to its General Conditions of Service printed overleaf, available on request or accessible at www.sgs.com/terms_and_conditions.htm and, for electronic format documents, subject to Terms and Conditions for Electronic Documents at www.sgs.com/terms_e-document.htm. Attention is drawn to the limitation of liability, indemnification and jurisdiction issues defined therein. Any holder of this document is advised that information contained hereon reflects the Company's findings at the time of its intervention only and within the limits of Client's instructions, if any. The Company's sole responsibility is to its Client and this document does not exonerate parties to a transaction from exercising all their rights and obligations under the transaction documents. This document cannot be reproduced except in full, without prior written approval of the Company. Any unauthorized alteration, forgery or falsification of the content or appearance of this document is unlawful and offenders may be prosecuted to the fullest extent of the law.
SGS Taiwan Ltd. 台灣檢驗科技股份有限公司
No.134,Wu Kung Road, New Taipei Industrial Park, Wuku District, New Taipei City, Taiwan 24803/新北市五股區新北產業園區五工路 134 號
t (886-2) 2299-3279 f (886-2) 2298-0488 www.tw.sgs.com
Member of SGS Group

## Body TSL parameters at 5600 MHz

The following parameters and calculations were applied.

| | Temperature | Permittivity | Conductivity |
|---|---|---|---|
| **Nominal Body TSL parameters** | 22.0 °C | 48.5 | 5.77 mho/m |
| **Measured Body TSL parameters** | (22.0 ± 0.2) °C | 46.2 ± 6 % | 5.94 mho/m ± 6 % |
| **Body TSL temperature change during test** | < 0.5 °C | --- | --- |

## SAR result with Body TSL at 5600 MHz

| **SAR averaged over 1 $cm^3$ (1 g) of Body TSL** | Condition | |
|---|---|---|
| SAR measured | 100 mW input power | 8.25 W/kg |
| SAR for nominal Body TSL parameters | normalized to 1W | **81.8 W/kg ± 19.9 % (k=2)** |

| **SAR averaged over 10 $cm^3$ (10 g) of Body TSL** | condition | |
|---|---|---|
| SAR measured | 100 mW input power | 2.29 W/kg |
| SAR for nominal Body TSL parameters | normalized to 1W | **22.6 W/kg ± 19.5 % (k=2)** |

## Body TSL parameters at 5800 MHz

The following parameters and calculations were applied.

| | Temperature | Permittivity | Conductivity |
|---|---|---|---|
| **Nominal Body TSL parameters** | 22.0 °C | 48.2 | 6.00 mho/m |
| **Measured Body TSL parameters** | (22.0 ± 0.2) °C | 45.9 ± 6 % | 6.22 mho/m ± 6 % |
| **Body TSL temperature change during test** | < 0.5 °C | --- | --- |

## SAR result with Body TSL at 5800 MHz

| **SAR averaged over 1 $cm^3$ (1 g) of Body TSL** | Condition | |
|---|---|---|
| SAR measured | 100 mW input power | 7.60 W/kg |
| SAR for nominal Body TSL parameters | normalized to 1W | **75.4 W/kg ± 19.9 % (k=2)** |

| **SAR averaged over 10 $cm^3$ (10 g) of Body TSL** | condition | |
|---|---|---|
| SAR measured | 100 mW input power | 2.10 W/kg |
| SAR for nominal Body TSL parameters | normalized to 1W | **20.8 W/kg ± 19.5 % (k=2)** |



Unless otherwise stated the results shown in this test report refer only to the sample(s) tested and such sample(s) are retained for 90 days only.
除非另有說明，此報告結果僅對測試之樣品負責，同時此樣品僅保留90天。本報告未經本公司書面許可，不可部份複製。
This document is issued by the Company subject to its General Conditions of Service printed overleaf, available on request or accessible at www.sgs.com/terms_and_conditions.htm and, for electronic format documents, subject to Terms and Conditions for Electronic Documents at www.sgs.com/terms_e-document.htm. Attention is drawn to the limitation of liability, indemnification and jurisdiction issues defined therein. Any holder of this document is advised that information contained hereon reflects the Company's findings at the time of its intervention only and within the limits of Client's instructions, if any. The Company's sole responsibility is to its Client and this document does not exonerate parties to a transaction from exercising all their rights and obligations under the transaction documents. This document cannot be reproduced except in full, without prior written approval of the Company. Any unauthorized alteration, forgery or falsification of the content or appearance of this document is unlawful and offenders may be prosecuted to the fullest extent of the law.
SGS Taiwan Ltd. 台灣檢驗科技股份有限公司
No.134,Wu Kung Road, New Taipei Industrial Park, Wuku District, New Taipei City, Taiwan 24803/新北市五股區新北產業園區五工路 134 號
t (886-2) 2299-3279 f (886-2) 2298-0488 www.tw.sgs.com
Member of SGS Group

## Appendix

### Antenna Parameters with Head TSL at 5200 MHz

| | |
|---|---|
| Impedance, transformed to feed point | 52.6 Ω - 9.7 jΩ |
| Return Loss | - 20.2 dB |

### Antenna Parameters with Head TSL at 5300 MHz

| | |
|---|---|
| Impedance, transformed to feed point | 52.6 Ω - 2.8 jΩ |
| Return Loss | - 28.6 dB |

### Antenna Parameters with Head TSL at 5600 MHz

| | |
|---|---|
| Impedance, transformed to feed point | 57.2 Ω - 5.1 jΩ |
| Return Loss | - 21.7 dB |

### Antenna Parameters with Head TSL at 5800 MHz

| | |
|---|---|
| Impedance, transformed to feed point | 55.5 Ω - 1.0 jΩ |
| Return Loss | - 25.5 dB |

### Antenna Parameters with Body TSL at 5200 MHz

| | |
|---|---|
| Impedance, transformed to feed point | 53.1 Ω - 8.0 jΩ |
| Return Loss | - 21.7 dB |

### Antenna Parameters with Body TSL at 5300 MHz

| | |
|---|---|
| Impedance, transformed to feed point | 51.9 Ω - 2.0 jΩ |
| Return Loss | - 31.4 dB |

### Antenna Parameters with Body TSL at 5600 MHz

| | |
|---|---|
| Impedance, transformed to feed point | 58.7 Ω - 3.7 jΩ |
| Return Loss | - 21.2 dB |

### Antenna Parameters with Body TSL at 5800 MHz

| | |
|---|---|
| Impedance, transformed to feed point | 56.0 Ω + 1.5 jΩ |
| Return Loss | - 24.7 dB |



Unless otherwise stated the results shown in this test report refer only to the sample(s) tested and such sample(s) are retained for 90 days only.
除非另有說明，此報告結果僅對測試之樣品負責，同時此樣品僅保留90天。本報告未經本公司書面許可，不可部份複製。
This document is issued by the Company subject to its General Conditions of Service printed overleaf, available on request or accessible at www.sgs.com/terms_and_conditions.htm and, for electronic format documents, subject to Terms and Conditions for Electronic Documents at www.sgs.com/terms_e-document.htm. Attention is drawn to the limitation of liability, indemnification and jurisdiction issues defined therein. Any holder of this document is advised that information contained hereon reflects the Company's findings at the time of its intervention only and within the limits of Client's instructions, if any. The Company's sole responsibility is to its Client and this document does not exonerate parties to a transaction from exercising all their rights and obligations under the transaction documents. This document cannot be reproduced except in full, without prior written approval of the Company. Any unauthorized alteration, forgery or falsification of the content or appearance of this document is unlawful and offenders may be prosecuted to the fullest extent of the law.
SGS Taiwan Ltd. 台灣檢驗科技股份有限公司
No.134,Wu Kung Road, New Taipei Industrial Park, Wuku District, New Taipei City, Taiwan 24803/新北市五股區新北產業園區五工路 134 號
t (886-2) 2299-3279 f (886-2) 2298-0488 www.tw.sgs.com
Member of SGS Group

## General Antenna Parameters and Design

| | |
|---|---|
| Electrical Delay (one direction) | 1.207 ns |

After long term use with 100W radiated power, only a slight warming of the dipole near the feedpoint can be measured.

The dipole is made of standard semirigid coaxial cable. The center conductor of the feeding line is directly connected to the second arm of the dipole. The antenna is therefore short-circuited for DC-signals. On some of the dipoles, small end caps are added to the dipole arms in order to improve matching when loaded according to the position as explained in the "Measurement Conditions" paragraph. The SAR data are not affected by this change. The overall dipole length is still according to the Standard.
No excessive force must be applied to the dipole arms, because they might bend or the soldered connections near the feedpoint may be damaged.

## Additional EUT Data

| | |
|---|---|
| Manufactured by | SPEAG |
| Manufactured on | September 24, 2010 |



Unless otherwise stated the results shown in this test report refer only to the sample(s) tested and such sample(s) are retained for 90 days only.
除非另有說明，此報告結果僅對測試之樣品負責，同時此樣品僅保留90天。本報告未經本公司書面許可，不可部份複製。
This document is issued by the Company subject to its General Conditions of Service printed overleaf, available on request or accessible at www.sgs.com/terms_and_conditions.htm and, for electronic format documents, subject to Terms and Conditions for Electronic Documents at www.sgs.com/terms_e-document.htm. Attention is drawn to the limitation of liability, indemnification and jurisdiction issues defined therein. Any holder of this document is advised that information contained hereon reflects the Company's findings at the time of its intervention only and within the limits of Client's instructions, if any. The Company's sole responsibility is to its Client and this document does not exonerate parties to a transaction from exercising all their rights and obligations under the transaction documents. This document cannot be reproduced except in full, without prior written approval of the Company. Any unauthorized alteration, forgery or falsification of the content or appearance of this document is unlawful and offenders may be prosecuted to the fullest extent of the law.
SGS Taiwan Ltd. 台灣檢驗科技股份有限公司
No.134,Wu Kung Road, New Taipei Industrial Park, Wuku District, New Taipei City, Taiwan 24803/新北市五股區新北產業園區五工路 134 號
t (886-2) 2299-3279 f (886-2) 2298-0488 www.tw.sgs.com
Member of SGS Group

## DASY5 Validation Report for Head TSL

Date: 07.05.2013

Test Laboratory: SPEAG, Zurich, Switzerland

**DUT: Dipole 5GHz; Type: D5GHzV2; Serial: D5GHzV2 - SN: 1104**

Communication System: UID 0 - CW ; Frequency: 5200 MHz, Frequency: 5300 MHz, Frequency: 5600 MHz, Frequency: 5800 MHz
Medium parameters used: f = 5200 MHz; $\sigma$ = 4.58 S/m; $\varepsilon_r$ = 34.7; $\rho$ = 1000 kg/m$^3$ , Medium parameters used: f = 5300 MHz; $\sigma$ = 4.68 S/m; $\varepsilon_r$ = 34.5; $\rho$ = 1000 kg/m$^3$ , Medium parameters used: f = 5600 MHz; $\sigma$ = 4.96 S/m; $\varepsilon_r$ = 34.1; $\rho$ = 1000 kg/m$^3$ , Medium parameters used: f = 5800 MHz; $\sigma$ = 5.17 S/m; $\varepsilon_r$ = 33.8; $\rho$ = 1000 kg/m$^3$
Phantom section: Flat Section
Measurement Standard: DASY5 (IEEE/IEC/ANSI C63.19-2007)

DASY52 Configuration:

- Probe: EX3DV4 - SN3503; ConvF(5.41, 5.41, 5.41); Calibrated: 28.12.2012, ConvF(5.1, 5.1, 5.1); Calibrated: 28.12.2012, ConvF(4.76, 4.76, 4.76); Calibrated: 28.12.2012, ConvF(4.81, 4.81, 4.81); Calibrated: 28.12.2012;
- Sensor-Surface: 1.4mm (Mechanical Surface Detection)
- Electronics: DAE4 Sn601; Calibrated: 25.04.2013
- Phantom: Flat Phantom 5.0 (front); Type: QD000P50AA; Serial: 1001
- DASY52 52.8.6(1115); SEMCAD X 14.6.9(7117)

**Dipole Calibration for Head Tissue/Pin=100mW, dist=10mm, f=5200 MHz/Zoom Scan, dist=1.4mm (8x8x7)/Cube 0:** Measurement grid: dx=4mm, dy=4mm, dz=1.4mm
Reference Value = 65.914 V/m; Power Drift = -0.07 dB
Peak SAR (extrapolated) = 31.2 W/kg
**SAR(1 g) = 8.27 W/kg; SAR(10 g) = 2.36 W/kg**
Maximum value of SAR (measured) = 19.3 W/kg

**Dipole Calibration for Head Tissue/Pin=100mW, dist=10mm, f=5300 MHz/Zoom Scan, dist=1.4mm (8x8x7)/Cube 0:** Measurement grid: dx=4mm, dy=4mm, dz=1.4mm
Reference Value = 66.338 V/m; Power Drift = 0.05 dB
Peak SAR (extrapolated) = 32.5 W/kg
**SAR(1 g) = 8.51 W/kg; SAR(10 g) = 2.44 W/kg**
Maximum value of SAR (measured) = 20.0 W/kg

**Dipole Calibration for Head Tissue/Pin=100mW, dist=10mm, f=5600 MHz/Zoom Scan, dist=1.4mm (8x8x7)/Cube 0:** Measurement grid: dx=4mm, dy=4mm, dz=1.4mm
Reference Value = 65.836 V/m; Power Drift = 0.04 dB
Peak SAR (extrapolated) = 34.4 W/kg
**SAR(1 g) = 8.62 W/kg; SAR(10 g) = 2.45 W/kg**
Maximum value of SAR (measured) = 20.7 W/kg



Unless otherwise stated the results shown in this test report refer only to the sample(s) tested and such sample(s) are retained for 90 days only.
除非另有說明，此報告結果僅對測試之樣品負責，同時此樣品僅保留90天。本報告未經本公司書面許可，不可部份複製。
This document is issued by the Company subject to its General Conditions of Service printed overleaf, available on request or accessible at www.sgs.com/terms_and_conditions.htm and, for electronic format documents, subject to Terms and Conditions for Electronic Documents at www.sgs.com/terms_e-document.htm. Attention is drawn to the limitation of liability, indemnification and jurisdiction issues defined therein. Any holder of this document is advised that information contained hereon reflects the Company's findings at the time of its intervention only and within the limits of Client's instructions, if any. The Company's sole responsibility is to its Client and this document does not exonerate parties to a transaction from exercising all their rights and obligations under the transaction documents. This document cannot be reproduced except in full, without prior written approval of the Company. Any unauthorized alteration, forgery or falsification of the content or appearance of this document is unlawful and offenders may be prosecuted to the fullest extent of the law.
SGS Taiwan Ltd. 台灣檢驗科技股份有限公司
No.134,Wu Kung Road, New Taipei Industrial Park, Wuku District, New Taipei City, Taiwan 24803/新北市五股區新北產業園區五工路 134 號
t (886-2) 2299-3279 f (886-2) 2298-0488 www.tw.sgs.com
Member of SGS Group

**Dipole Calibration for Head Tissue/Pin=100mW, dist=10mm, f=5800 MHz 2/Zoom Scan, dist=1.4mm (8x8x7)/Cube 0:** Measurement grid: dx=4mm, dy=4mm, dz=1.4mm
Reference Value = 62.381 V/m; Power Drift = 0.05 dB
Peak SAR (extrapolated) = 33.9 W/kg
**SAR(1 g) = 8.09 W/kg; SAR(10 g) = 2.3 W/kg**
Maximum value of SAR (measured) = 19.8 W/kg




0 dB = 19.8 W/kg = 12.97 dBW/kg



Unless otherwise stated the results shown in this test report refer only to the sample(s) tested and such sample(s) are retained for 90 days only.
除非另有說明，此報告結果僅對測試之樣品負責，同時此樣品僅保留90天。本報告未經本公司書面許可，不可部份複製。
This document is issued by the Company subject to its General Conditions of Service printed overleaf, available on request or accessible at www.sgs.com/terms_and_conditions.htm and, for electronic format documents, subject to Terms and Conditions for Electronic Documents at www.sgs.com/terms_e-document.htm. Attention is drawn to the limitation of liability, indemnification and jurisdiction issues defined therein. Any holder of this document is advised that information contained hereon reflects the Company's findings at the time of its intervention only and within the limits of Client's instructions, if any. The Company's sole responsibility is to its Client and this document does not exonerate parties to a transaction from exercising all their rights and obligations under the transaction documents. This document cannot be reproduced except in full, without prior written approval of the Company. Any unauthorized alteration, forgery or falsification of the content or appearance of this document is unlawful and offenders may be prosecuted to the fullest extent of the law.
SGS Taiwan Ltd. 台灣檢驗科技股份有限公司
No.134,Wu Kung Road, New Taipei Industrial Park, Wuku District, New Taipei City, Taiwan 24803/新北市五股區新北產業園區五工路 134 號
t (886-2) 2299-3279 f (886-2) 2298-0488 www.tw.sgs.com
Member of SGS Group

## Impedance Measurement Plot for Head TSL

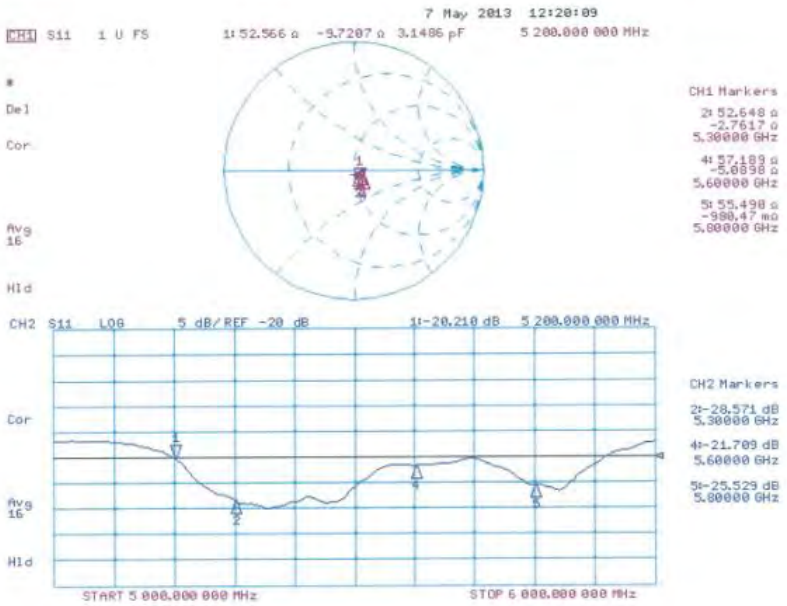




Unless otherwise stated the results shown in this test report refer only to the sample(s) tested and such sample(s) are retained for 90 days only.
除非另有說明，此報告結果僅對測試之樣品負責，同時此樣品僅保留90天。本報告未經本公司書面許可，不可部份複製。
This document is issued by the Company subject to its General Conditions of Service printed overleaf, available on request or accessible at www.sgs.com/terms_and_conditions.htm and, for electronic format documents, subject to Terms and Conditions for Electronic Documents at www.sgs.com/terms_e-document.htm. Attention is drawn to the limitation of liability, indemnification and jurisdiction issues defined therein. Any holder of this document is advised that information contained hereon reflects the Company's findings at the time of its intervention only and within the limits of Client's instructions, if any. The Company's sole responsibility is to its Client and this document does not exonerate parties to a transaction from exercising all their rights and obligations under the transaction documents. This document cannot be reproduced except in full, without prior written approval of the Company. Any unauthorized alteration, forgery or falsification of the content or appearance of this document is unlawful and offenders may be prosecuted to the fullest extent of the law.
SGS Taiwan Ltd. 台灣檢驗科技股份有限公司
No.134,Wu Kung Road, New Taipei Industrial Park, Wuku District, New Taipei City, Taiwan 24803/新北市五股區新北產業園區五工路 134 號
t (886-2) 2299-3279 f (886-2) 2298-0488 www.tw.sgs.com
Member of SGS Group

## DASY5 Validation Report for Body TSL

Date: 06.05.2013

Test Laboratory: SPEAG, Zurich, Switzerland

**DUT: Dipole 5GHz; Type: D5GHzV2; Serial: D5GHzV2 - SN: 1104**

Communication System: UID 0 - CW ; Frequency: 5200 MHz, Frequency: 5300 MHz, Frequency: 5600 MHz, Frequency: 5800 MHz
Medium parameters used: f = 5200 MHz; $\sigma$ = 5.43 S/m; $\varepsilon_r$ = 46.9; $\rho$ = 1000 kg/m$^3$ , Medium parameters used: f = 5300 MHz; $\sigma$ = 5.56 S/m; $\varepsilon_r$ = 46.8; $\rho$ = 1000 kg/m$^3$ , Medium parameters used: f = 5600 MHz; $\sigma$ = 5.94 S/m; $\varepsilon_r$ = 46.2; $\rho$ = 1000 kg/m$^3$ , Medium parameters used: f = 5800 MHz; $\sigma$ = 6.22 S/m; $\varepsilon_r$ = 45.9; $\rho$ = 1000 kg/m$^3$
Phantom section: Flat Section
Measurement Standard: DASY5 (IEEE/IEC/ANSI C63.19-2007)

DASY52 Configuration:

- Probe: EX3DV4 - SN3503; ConvF(4.91, 4.91, 4.91); Calibrated: 28.12.2012, ConvF(4.67, 4.67, 4.67); Calibrated: 28.12.2012, ConvF(4.22, 4.22, 4.22); Calibrated: 28.12.2012, ConvF(4.38, 4.38, 4.38); Calibrated: 28.12.2012;
- Sensor-Surface: 1.4mm (Mechanical Surface Detection)
- Electronics: DAE4 Sn601; Calibrated: 25.04.2013
- Phantom: Flat Phantom 5.0 (back); Type: QD000P50AA; Serial: 1002
- DASY52 52.8.6(1115); SEMCAD X 14.6.9(7117)

**Dipole Calibration for Body Tissue/Pin=100mW, dist=10mm, f=5200 MHz/Zoom Scan, dist=1.4mm (8x8x7)/Cube 0:** Measurement grid: dx=4mm, dy=4mm, dz=1.4mm
Reference Value = 59.375 V/m; Power Drift = -0.06 dB
Peak SAR (extrapolated) = 30.1 W/kg
**SAR(1 g) = 7.64 W/kg; SAR(10 g) = 2.14 W/kg**
Maximum value of SAR (measured) = 18.0 W/kg

**Dipole Calibration for Body Tissue/Pin=100mW, dist=10mm, f=5300 MHz/Zoom Scan, dist=1.4mm (8x8x7)/Cube 0:** Measurement grid: dx=4mm, dy=4mm, dz=1.4mm
Reference Value = 59.419 V/m; Power Drift = -0.06 dB
Peak SAR (extrapolated) = 31.4 W/kg
**SAR(1 g) = 7.77 W/kg; SAR(10 g) = 2.17 W/kg**
Maximum value of SAR (measured) = 18.5 W/kg

**Dipole Calibration for Body Tissue/Pin=100mW, dist=10mm, f=5600 MHz/Zoom Scan, dist=1.4mm (8x8x7)/Cube 0:** Measurement grid: dx=4mm, dy=4mm, dz=1.4mm
Reference Value = 59.408 V/m; Power Drift = -0.06 dB
Peak SAR (extrapolated) = 36.4 W/kg
**SAR(1 g) = 8.25 W/kg; SAR(10 g) = 2.29 W/kg**
Maximum value of SAR (measured) = 20.3 W/kg



Unless otherwise stated the results shown in this test report refer only to the sample(s) tested and such sample(s) are retained for 90 days only.
除非另有說明，此報告結果僅對測試之樣品負責，同時此樣品僅保留90天。本報告未經本公司書面許可，不可部份複製。
This document is issued by the Company subject to its General Conditions of Service printed overleaf, available on request or accessible at www.sgs.com/terms_and_conditions.htm and, for electronic format documents, subject to Terms and Conditions for Electronic Documents at www.sgs.com/terms_e-document.htm. Attention is drawn to the limitation of liability, indemnification and jurisdiction issues defined therein. Any holder of this document is advised that information contained hereon reflects the Company's findings at the time of its intervention only and within the limits of Client's instructions, if any. The Company's sole responsibility is to its Client and this document does not exonerate parties to a transaction from exercising all their rights and obligations under the transaction documents. This document cannot be reproduced except in full, without prior written approval of the Company. Any unauthorized alteration, forgery or falsification of the content or appearance of this document is unlawful and offenders may be prosecuted to the fullest extent of the law.
SGS Taiwan Ltd. 台灣檢驗科技股份有限公司
No.134,Wu Kung Road, New Taipei Industrial Park, Wuku District, New Taipei City, Taiwan 24803/新北市五股區新北產業園區五工路 134 號
t (886-2) 2299-3279 f (886-2) 2298-0488 www.tw.sgs.com
Member of SGS Group

**Dipole Calibration for Body Tissue/Pin=100mW, dist=10mm, f=5800 MHz/Zoom Scan, dist=1.4mm (8x8x7)/Cube 0:** Measurement grid: dx=4mm, dy=4mm, dz=1.4mm
Reference Value = 56.084 V/m; Power Drift = -0.06 dB
Peak SAR (extrapolated) = 35.3 W/kg
**SAR(1 g) = 7.6 W/kg; SAR(10 g) = 2.1 W/kg**
Maximum value of SAR (measured) = 18.9 W/kg




0 dB = 18.9 W/kg = 12.76 dBW/kg



Unless otherwise stated the results shown in this test report refer only to the sample(s) tested and such sample(s) are retained for 90 days only.
除非另有說明，此報告結果僅對測試之樣品負責，同時此樣品僅保留90天。本報告未經本公司書面許可，不可部份複製。
This document is issued by the Company subject to its General Conditions of Service printed overleaf, available on request or accessible at www.sgs.com/terms_and_conditions.htm and, for electronic format documents, subject to Terms and Conditions for Electronic Documents at www.sgs.com/terms_e-document.htm. Attention is drawn to the limitation of liability, indemnification and jurisdiction issues defined therein. Any holder of this document is advised that information contained hereon reflects the Company's findings at the time of its intervention only and within the limits of Client's instructions, if any. The Company's sole responsibility is to its Client and this document does not exonerate parties to a transaction from exercising all their rights and obligations under the transaction documents. This document cannot be reproduced except in full, without prior written approval of the Company. Any unauthorized alteration, forgery or falsification of the content or appearance of this document is unlawful and offenders may be prosecuted to the fullest extent of the law.
SGS Taiwan Ltd. 台灣檢驗科技股份有限公司
No.134,Wu Kung Road, New Taipei Industrial Park, Wuku District, New Taipei City, Taiwan 24803/新北市五股區新北產業園區五工路 134 號
t (886-2) 2299-3279 f (886-2) 2298-0488 www.tw.sgs.com
Member of SGS Group

Impedance Measurement Plot for Body TSL

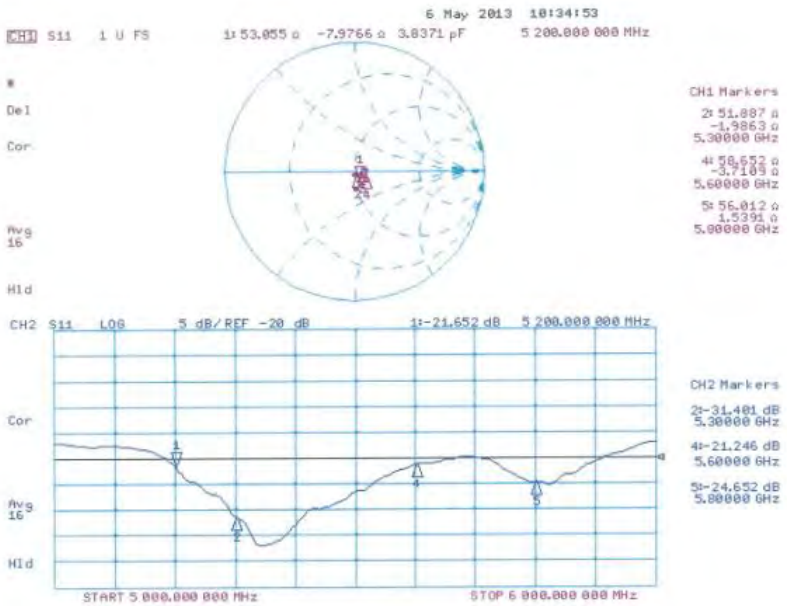




**- End of 1st part of report -**

Unless otherwise stated the results shown in this test report refer only to the sample(s) tested and such sample(s) are retained for 90 days only.
除非另有說明，此報告結果僅對測試之樣品負責，同時此樣品僅保留90天。本報告未經本公司書面許可，不可部份複製。
This document is issued by the Company subject to its General Conditions of Service printed overleaf, available on request or accessible at www.sgs.com/terms_and_conditions.htm and, for electronic format documents, subject to Terms and Conditions for Electronic Documents at www.sgs.com/terms_e-document.htm. Attention is drawn to the limitation of liability, indemnification and jurisdiction issues defined therein. Any holder of this document is advised that information contained hereon reflects the Company's findings at the time of its intervention only and within the limits of Client's instructions, if any. The Company's sole responsibility is to its Client and this document does not exonerate parties to a transaction from exercising all their rights and obligations under the transaction documents. This document cannot be reproduced except in full, without prior written approval of the Company. Any unauthorized alteration, forgery or falsification of the content or appearance of this document is unlawful and offenders may be prosecuted to the fullest extent of the law.
SGS Taiwan Ltd. 台灣檢驗科技股份有限公司
No.134,Wu Kung Road, New Taipei Industrial Park, Wuku District, New Taipei City, Taiwan 24803/新北市五股區新北產業園區五工路 134 號
t (886-2) 2299-3279 f (886-2) 2298-0488 www.tw.sgs.com
Member of SGS Group