LOW CHANNEL DATA

Project No:13J14910
Client Name:MITSUMI
Model / Device:
Config / Other:Tx,b mode,Low ch
Test By:Lieu Nguyen

Range 1 1000 - 18000MHz

Marker No.	Test Frequency (MHz)	Meter Reading (dBuV)	Detector	T119 (dB)	Loop w/T34 (dB)	T166 BRF 2.4-2.5 GHz (dB)	(dBuVolts)	FCC Part 15C Peak	Peak Margin	Fcc Part 15C 15.209 Avg 3m	Average Margin	Height [cm]	Polarity
1	2809.143	47.1	PK	32.7	-28.8	0.5	51.5	74	-22.5	54	-2.5	201	Horz
2	4822.133	39.59	PK	34	-25.2	0.5	48.89	74	-25.11	54	-5.11	100	Horz
3	7234.324	44.44	PK	35.6	-23.1	0.5	57.44	68.2	-10.76	-	-	100	Horz

Range:2 1000 - 18000MHz

Marker No.	Test Frequency (MHz)	Meter Reading (dBuV)	Detector	T119 (dB)	Loop w/T34 (dB)	T166 BRF 2.4-2.5 GHz (dB)	(dBuVolts)	FCC Part 15C Peak	Peak Margin	Fcc Part 15C 15.209 Avg 3m	Average Margin	Height [cm]	Polarity
4	1598.801	51.32	PK	28.1	-31.9	0.5	48.02	68.2	-20.18	-	-	99	Vert
5	7234.324	47.93	PK	35.6	-23.1	0.5	60.93	68.2	-7.27	-	-	201	Vert

Range:3 10000 - 18000MHz

Marker No.	Test Frequency (MHz)	Meter Reading (dBuV)	Detector	T119 (dB)	Loop w/T34 (dB)	T166 BRF 2.4-2.5 GHz (dB)	(dBuVolts)	FCC Part 15C Peak	Peak Margin	Fcc Part 15C 15.209 Avg 3m	Average Margin	Height [cm]	Polarity
6	15433.283	21.27	PK	40.2	-16.4	0.5	45.57	74	-28.43	54	-8.43	201	Horz

Range:4 10000 - 18000MHz

Marker No.	Test Frequency (MHz)	Meter Reading (dBuV)	Detector	T119 (dB)	Loop w/T34 (dB)	T166 BRF 2.4-2.5 GHz (dB)	(dBuVolts)	FCC Part 15C Peak	Peak Margin	Fcc Part 15C 15.209 Avg 3m	Average Margin	Height [cm]	Polarity
7	13254.373	21.79	PK	39.1	-16.7	0.5	44.69	74	-29.31	54	-9.31	100	Vert

Range 1 1000 - 18000MHz

Marker No.	Test Frequency (MHz)	Meter Reading (dBuV)	Detector	T119 [dB]	Loop w/T34 [dB]	T166 BRF 2.4-2.5 GHz [dB]	(dBuVolts)	FCC Part 15C Peak	Margin	Fcc Part 15C 15.209 Avg 3m	Margin	Height [cm]	Polarity
1	2815.44	44.9	Av	32.7	-28.8	0.5	49.3	-	-	54	-4.7	116	Horz

PK - Peak detector
QP - Quasi-Peak detector
Av - Average detector

This report shall not be reproduced except in full, without the written approval of UL Verification Services Inc.

MID CHANNEL

HORIZONTAL PLOT

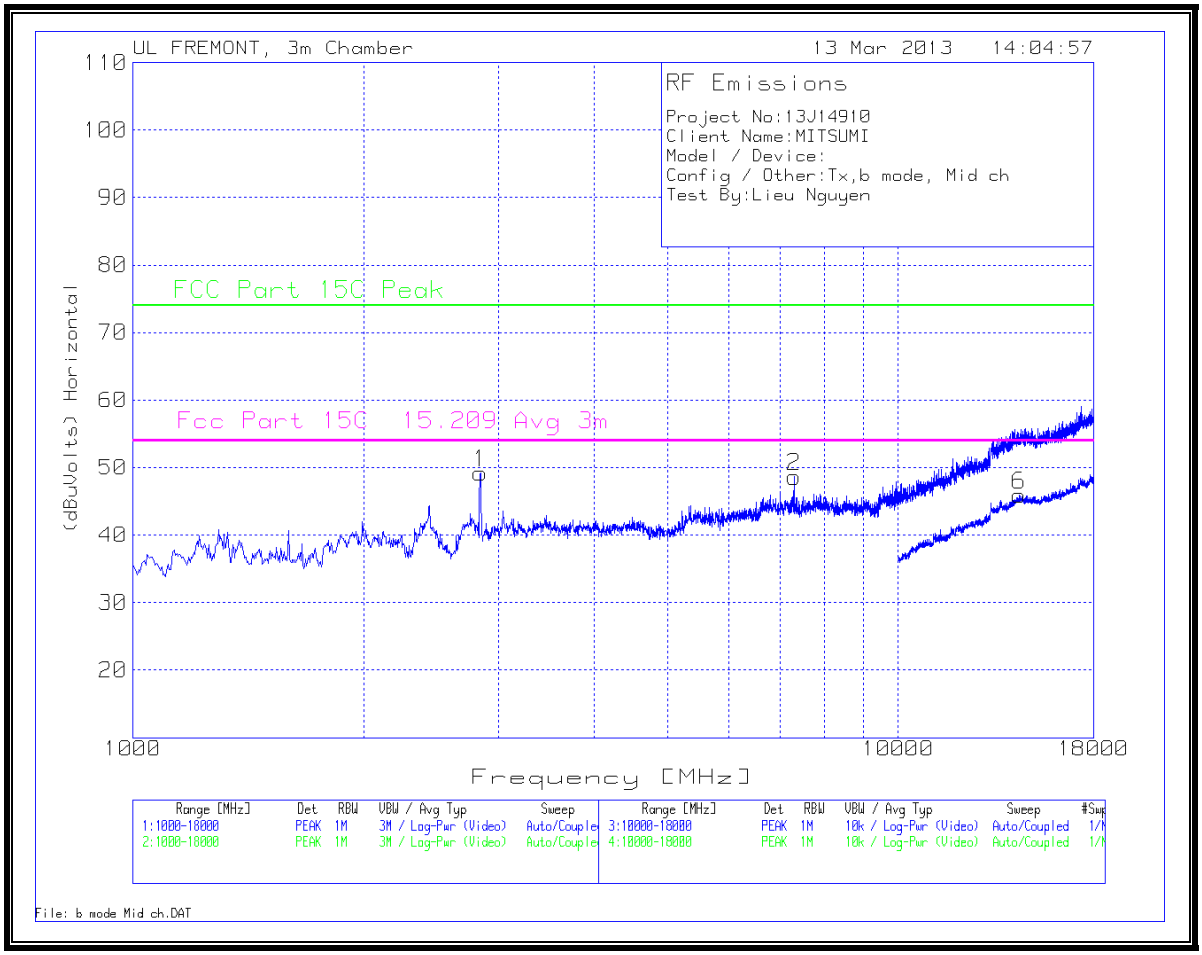

This report shall not be reproduced except in full, without the written approval of UL Verification Services Inc.

VERTICAL PLOT

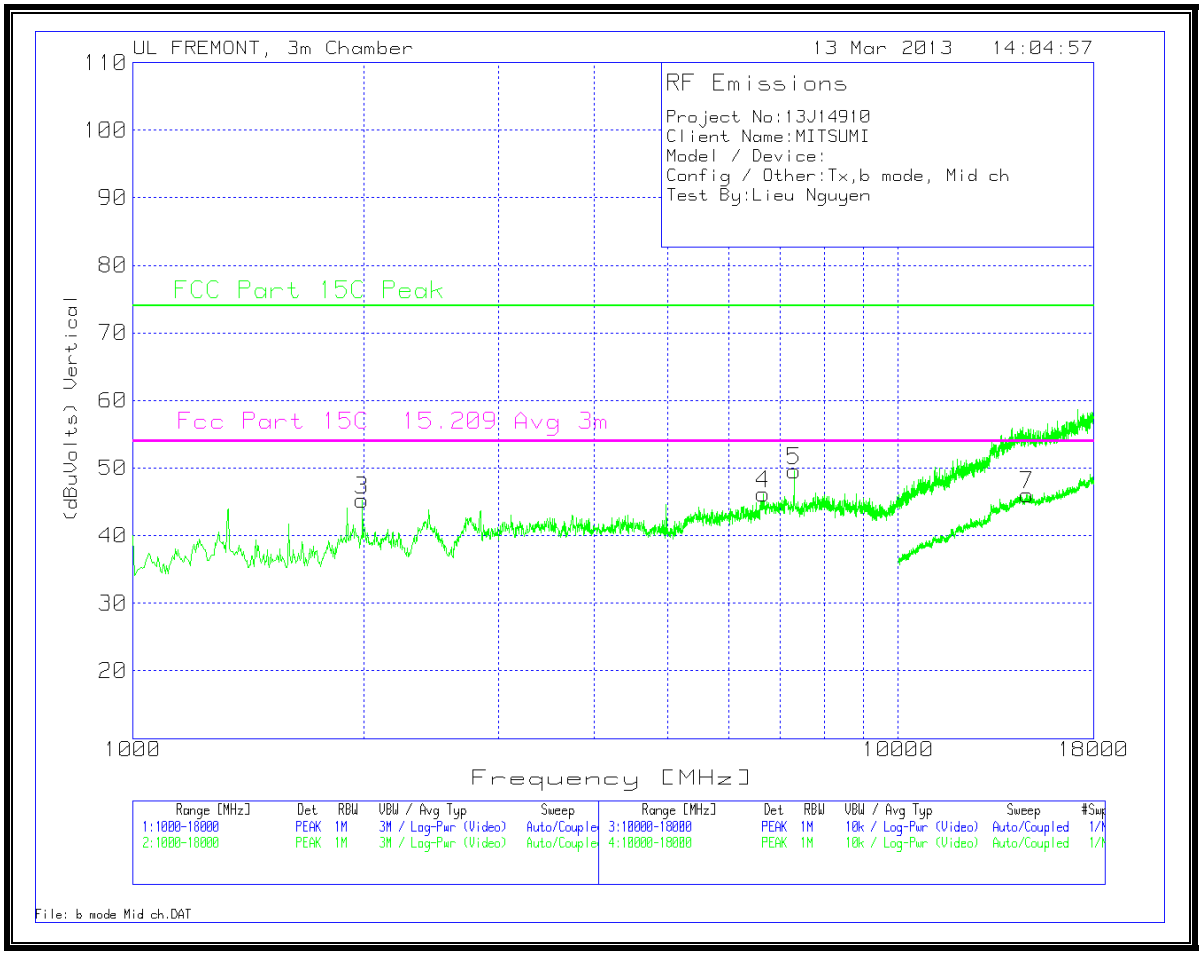

This report shall not be reproduced except in full, without the written approval of UL Verification Services Inc.

MID CHANNEL DATA

Project No:13J14910
Client Name:MITSUMI
Model / Device:
Config / Other:Tx,b mode, Mid ch
Test By:Lieu Nguyen

Range 1 1000 - 18000MHz

Marker No.	Test Frequency (MHz)	Meter Reading (dBuV)	Detector	T119 (dB)	Loop w/T34 (dB)	T166 BRF 2.4-2.5 GHz (dB)	(dBuVolts)	FCC Part 15C Peak	Peak Margin	Fcc Part 15C 15.209 Avg 3m	Average Margin	Height [cm]	Polarity
1	2843.118	44.82	PK	32.7	-28.8	0.5	49.22	74	-24.78	54	-4.78	100	Horz
2	7306.52	35.52	PK	35.6	-23	0.5	48.62	74	-25.38	54	-5.38	100	Horz

Range:2 1000 - 18000MHz

Marker No.	Test Frequency (MHz)	Meter Reading (dBuV)	Detector	T119 (dB)	Loop w/T34 (dB)	T166 BRF 2.4-2.5 GHz (dB)	(dBuVolts)	FCC Part 15C Peak	Peak Margin	Fcc Part 15C 15.209 Avg 3m	Average Margin	Height [cm]	Polarity
3	1993.755	43.84	PK	31.6	-30.7	0.5	45.24	68.2	-22.96	-	-	201	Vert
4	6669.498	33.53	PK	35.6	-23.4	0.5	46.23	68.2	-21.97	-	-	99	Vert
5	7310.767	36.45	PK	35.6	-23	0.5	49.55	74	-24.45	54	-4.45	201	Vert

Range:3 10000 - 18000MHz

Marker No.	Test Frequency (MHz)	Meter Reading (dBuV)	Detector	T119 (dB)	Loop w/T34 (dB)	T166 BRF 2.4-2.5 GHz (dB)	(dBuVolts)	FCC Part 15C Peak	Peak Margin	Fcc Part 15C 15.209 Avg 3m	Average Margin	Height [cm]	Polarity
6	14393.803	21.74	PK	39.5	-15.8	0.5	45.94	68.2	-22.26	-	-	201	Horz

Range:4 10000 - 18000MHz

Marker No.	Test Frequency (MHz)	Meter Reading (dBuV)	Detector	T119 (dB)	Loop w/T34 (dB)	T166 BRF 2.4-2.5 GHz (dB)	(dBuVolts)	FCC Part 15C Peak	Peak Margin	Fcc Part 15C 15.209 Avg 3m	Average Margin	Height [cm]	Polarity
7	14733.633	21.82	PK	39.7	-16	0.5	46.02	68.2	-22.18	-	-	201	Vert

PK - Peak detector
QP - Quasi-Peak detector
Av - Average detector

This report shall not be reproduced except in full, without the written approval of UL Verification Services Inc.

HIGH CHANNEL

HORIZONTAL PLOT

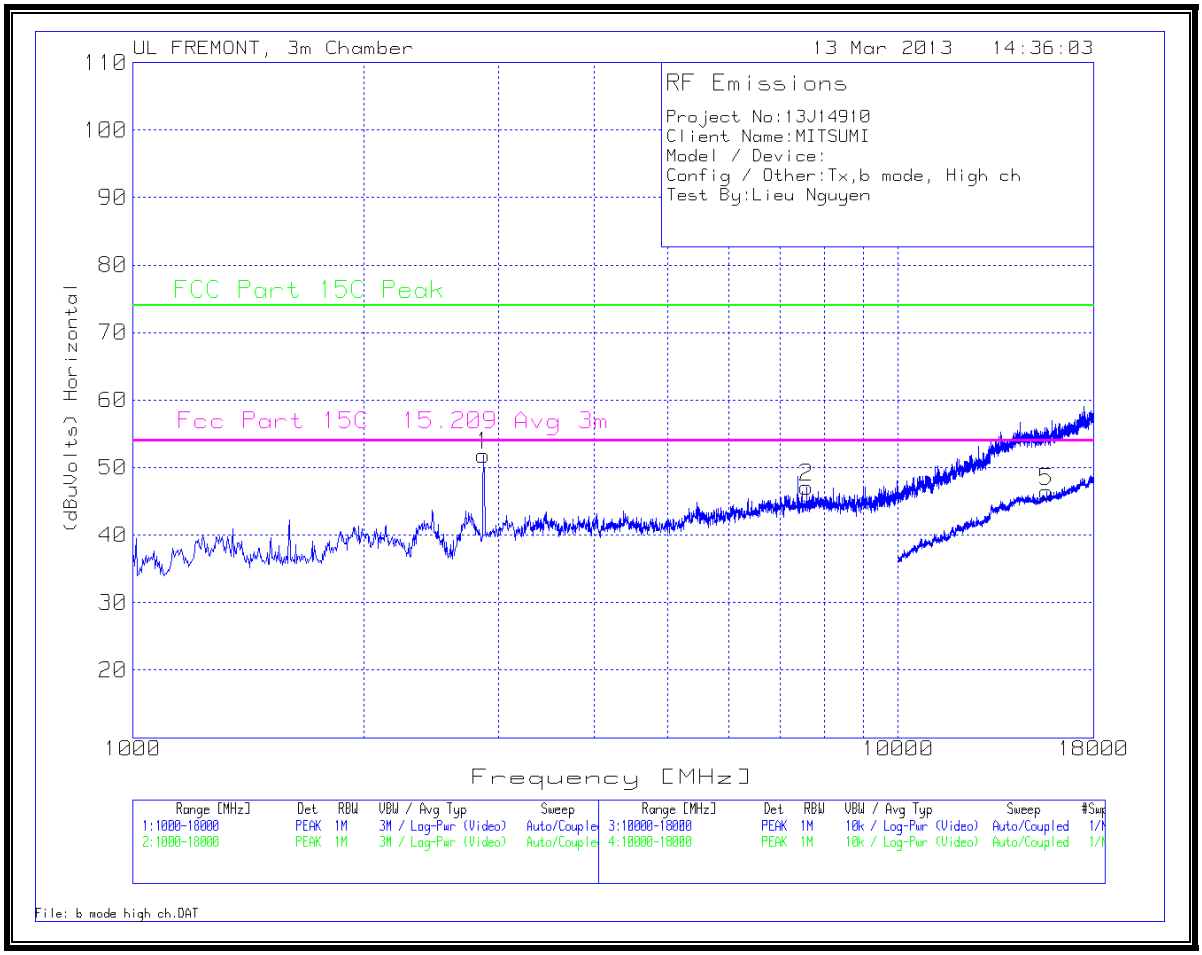

This report shall not be reproduced except in full, without the written approval of UL Verification Services Inc.

VERTICAL PLOT

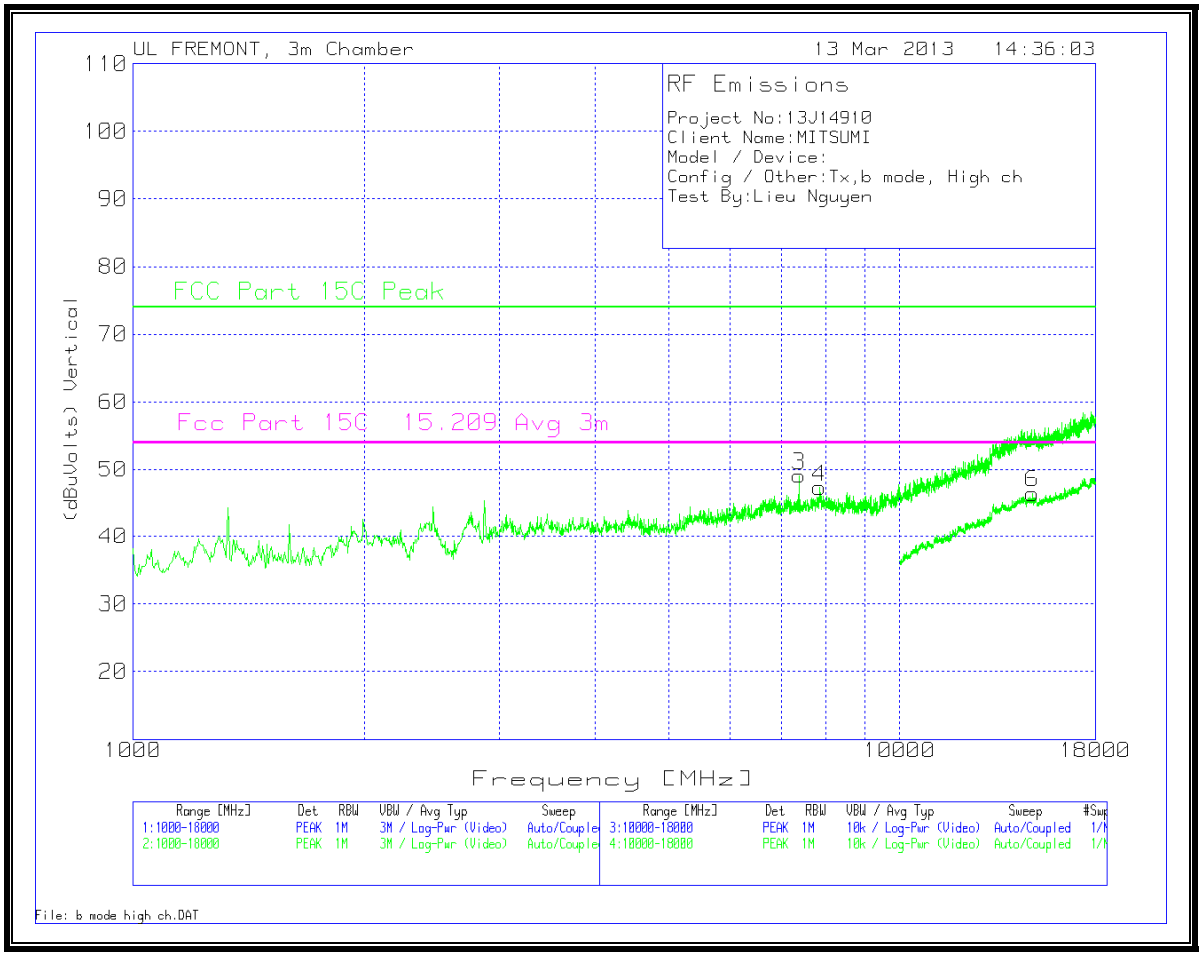

This report shall not be reproduced except in full, without the written approval of UL Verification Services Inc.

HIGH CHANNEL DATA

Project No:13J14910
Client Name:MITSUMI
Model / Device:
Config / Other:Tx,b mode, High ch
Test By:Lieu Nguyen

Range 1 1000 - 18000MHz

Marker No.	Test Frequency (MHz)	Meter Reading (dBuV)	Detector	T119 (dB)	Loop w/T34 (dB)	T166 BRF 2.4-2.5 GHz (dB)	(dBuVolts)	FCC Part 15C Peak	Peak Margin	Fcc Part 15C 15.209 Avg 3m	Average Margin	Height [cm]	Polarity
1	2872.845	47.43	PK	32.7	-28.8	0.5	51.83	74	-22.17	54	-2.17	201	Horz
2	7591.057	33.75	PK	35.7	-22.8	0.5	47.15	74	-26.85	54	-6.85	201	Horz

Range:2 1000 - 18000MHz

Marker No.	Test Frequency (MHz)	Meter Reading (dBuV)	Detector	T119 (dB)	Loop w/T34 (dB)	T166 BRF 2.4-2.5 GHz (dB)	(dBuVolts)	FCC Part 15C Peak	Peak Margin	Fcc Part 15C 15.209 Avg 3m	Average Margin	Height [cm]	Polarity
3	7387.21	35.83	PK	35.7	-23	0.5	49.03	74	-24.97	54	-4.97	99	Vert
4	7867.1	33.56	PK	35.8	-22.6	0.5	47.26	68.2	-20.94	-	-	201	Vert

Range:3 10000 - 18000MHz

Marker No.	Test Frequency (MHz)	Meter Reading (dBuV)	Detector	T119 (dB)	Loop w/T34 (dB)	T166 BRF 2.4-2.5 GHz (dB)	(dBuVolts)	FCC Part 15C Peak	Peak Margin	Fcc Part 15C 15.209 Avg 3m	Average Margin	Height [cm]	Polarity
5	15617.191	22.18	PK	40.4	-16.6	0.5	46.48	74	-27.52	54	-7.52	99	Horz

Range:4 10000 - 18000MHz

Marker No.	Test Frequency (MHz)	Meter Reading (dBuV)	Detector	T119 (dB)	Loop w/T34 (dB)	T166 BRF 2.4-2.5 GHz (dB)	(dBuVolts)	FCC Part 15C Peak	Peak Margin	Fcc Part 15C 15.209 Avg 3m	Average Margin	Height [cm]	Polarity
6	14897.551	22.18	PK	39.7	-16	0.5	46.38	68.2	-21.82	-	-	201	Vert

Range 1 1000 - 18000MHz

Marker No.	Test Frequency (MHz)	Meter Reading (dBuV)	Detector	T119 [dB]	Loop w/T34 [dB]	T166 BRF 2.4-2.5 GHz [dB]	(dBuVolts)	FCC Part 15C Peak	Peak Margin	Fcc Part 15C 15.209 Avg 3m	Average Margin	Height [cm]	Polarity
1	2871.14	41.11	Av	32.7	-28.8	0.5	45.51	-	-	54	-8.49	116	Horz
3	7385.48	25.6	Av	35.7	-23	0.5	38.8	-	-	54	-15.2	128	Vert

PK - Peak detector
QP - Quasi-Peak detector
Av - Average detector

This report shall not be reproduced except in full, without the written approval of UL Verification Services Inc.

9.2.2. 802.11g CDD 2TX MODE, 2.4 GHz BAND

RESTRICTED BANDEDGE (LOW CHANNEL)

LOW CHANNEL RESTRICTED, PEAK, HORIZ

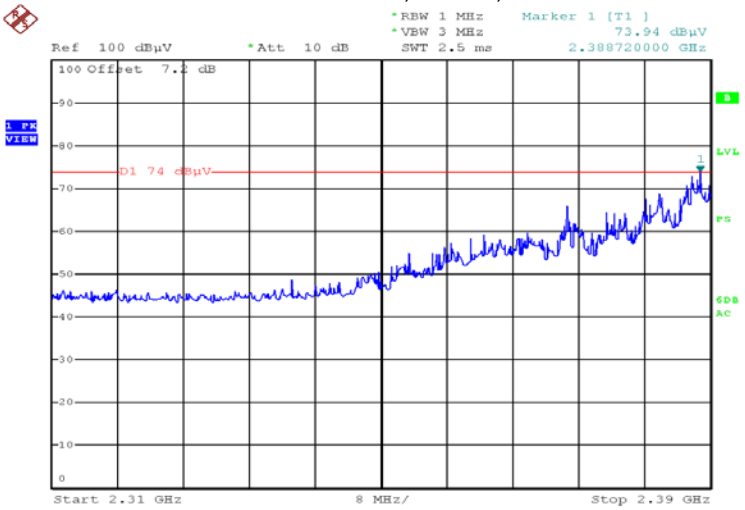

Date: 21.MAR.2013 10:50:45

LOW CHANNEL RESTRICTED, AVERAGE, HORIZ

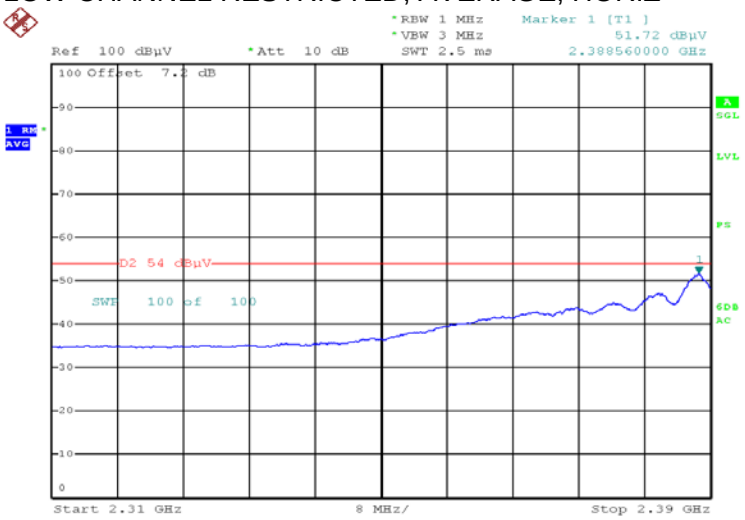

Date: 21.MAR.2013 10:53:48

This report shall not be reproduced except in full, without the written approval of UL Verification Services Inc.

LOW CHANNEL RESTRICTED, PEAK, VERT

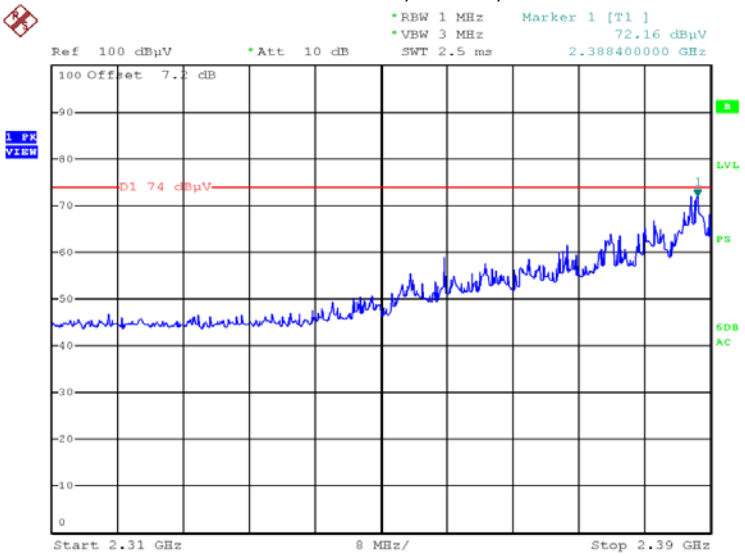

Date: 19.MAR.2013 13:43:29

LOW CHANNEL RESTRICTED, AVERAGE, VERT

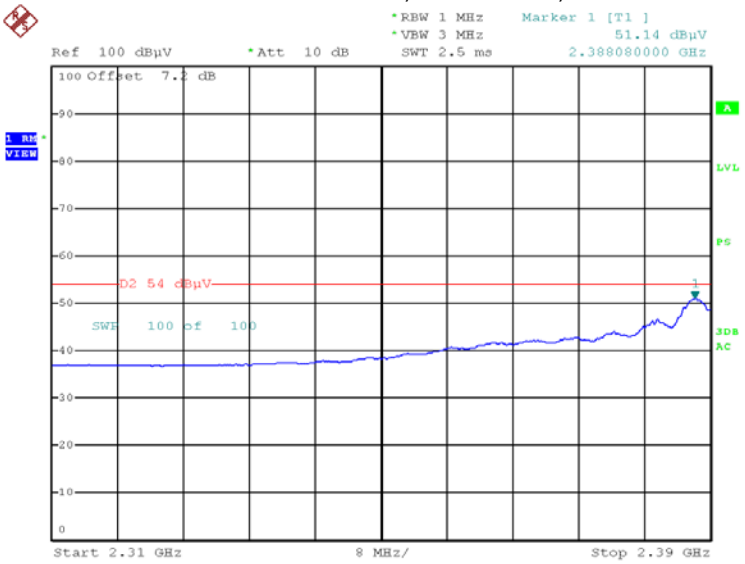

Date: 19.MAR.2013 13:44:26

This report shall not be reproduced except in full, without the written approval of UL Verification Services Inc.

AUTHORIZED BANDEDGE (HIGH CHANNEL)

HIGH CHANNEL BANDEDGE, PEAK, HORIZ

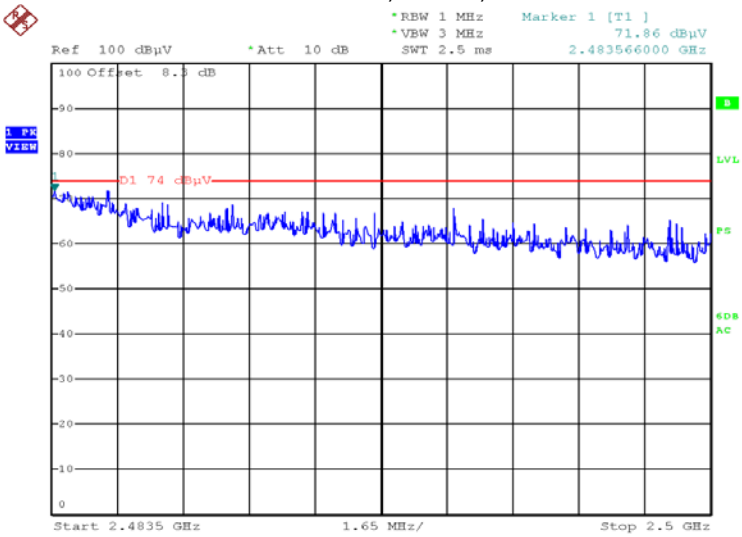

Date: 21.MAR.2013 10:41:18

HIGH CHANNEL BANDEDGE, AVERAGE, HORIZ
(Start/Stop Frequency not showing)

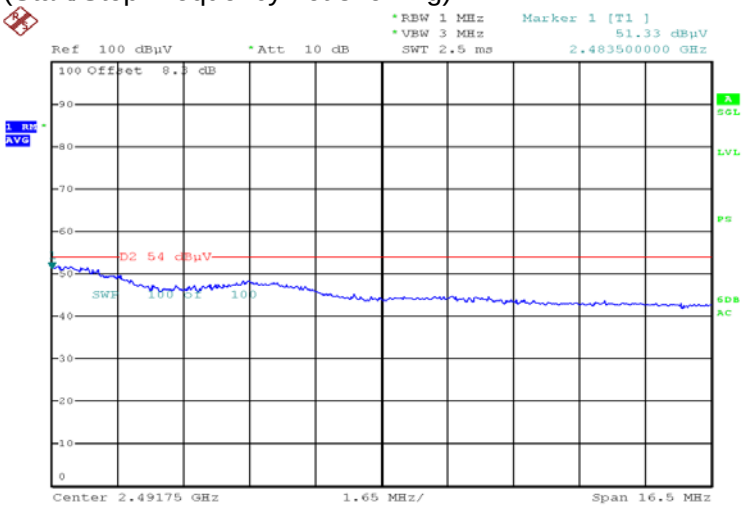

Date: 21.MAR.2013 10:42:47

This report shall not be reproduced except in full, without the written approval of UL Verification Services Inc.

HIGH CHANNEL BANDEDGE, PEAK, VERT

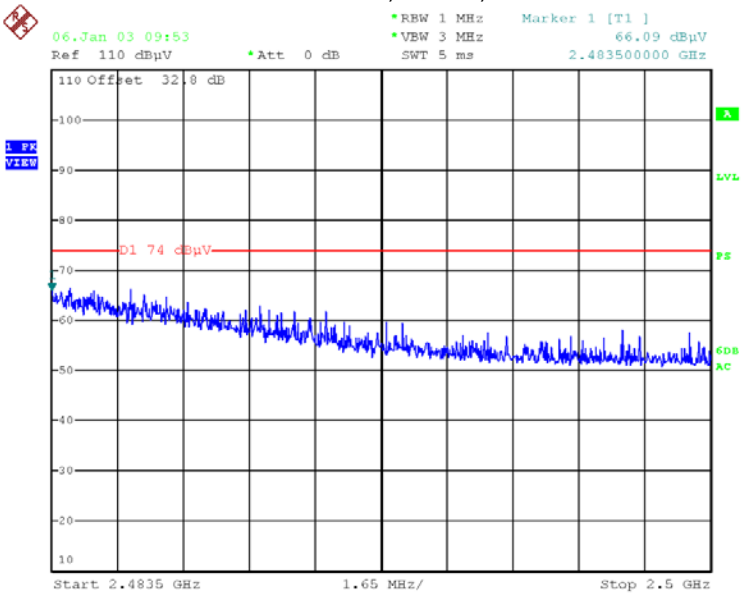

Date: 6.JAN.2003 09:53:33

HIGH CHANNEL BANDEDGE, AVERAGE, VERT

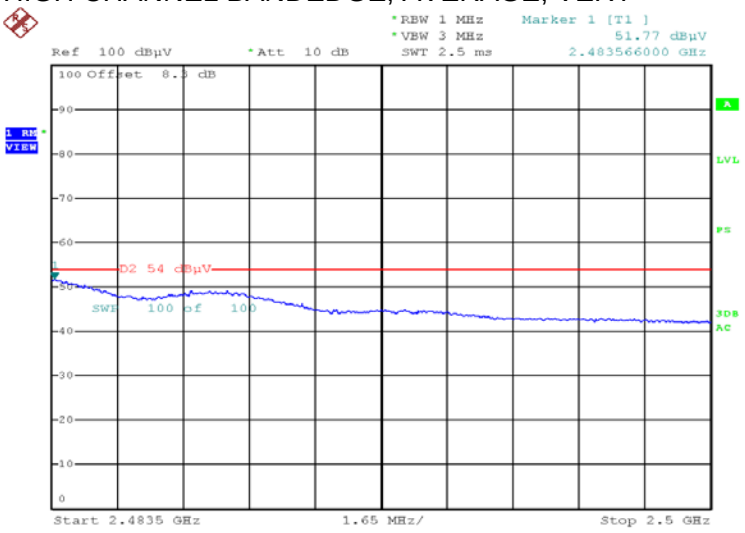

Date: 19.MAR.2013 13:52:22

This report shall not be reproduced except in full, without the written approval of UL Verification Services Inc.

HARMONICS AND SPURIOUS EMISSIONS

LOW CHANNEL

HORIZONTAL PLOT

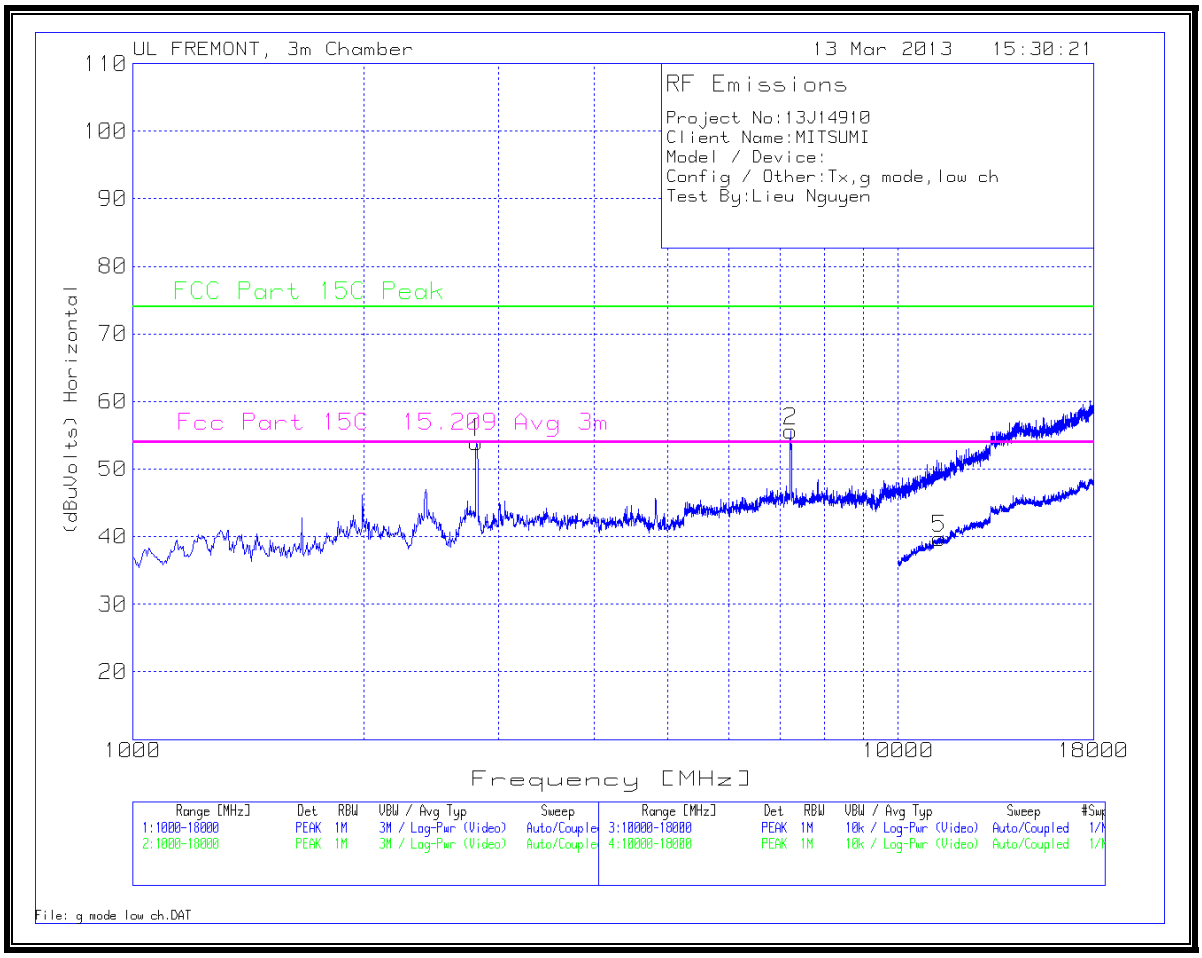

This report shall not be reproduced except in full, without the written approval of UL Verification Services Inc.

VERTICAL PLOT

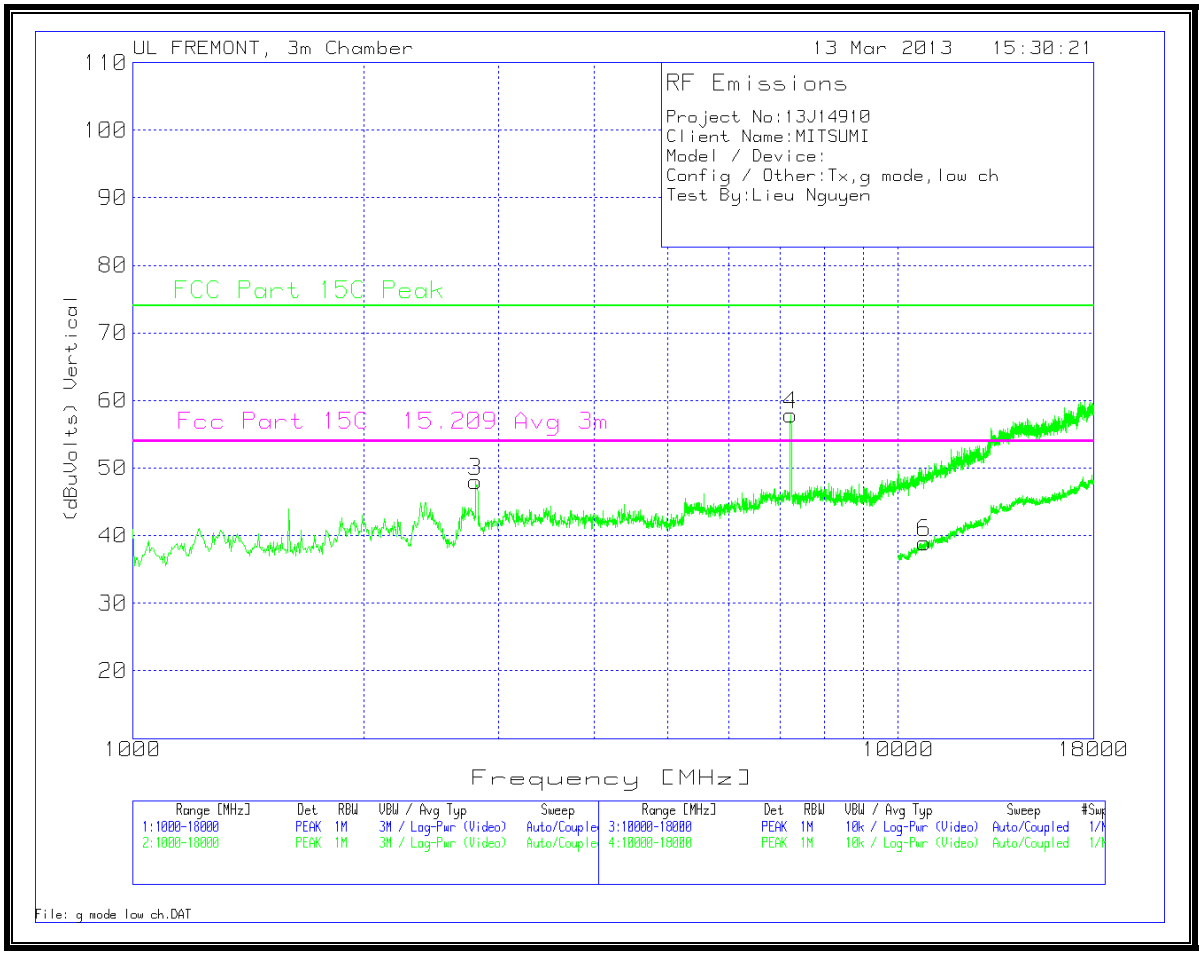

This report shall not be reproduced except in full, without the written approval of UL Verification Services Inc.

LOW CHANNEL DATA

Project No:13J14910
Client Name:MITSUMI
Model / Device:
Config / Other:Tx,g mode,low ch
Test By:Lieu Nguyen

Range 1 1000 - 18000MHz

Marker No.	Test Frequency (MHz)	Meter Reading (dBuV)	Detector	T119 (dB)	Loop w/T34 (dB)	T166 BRF 2.4-2.5 GHz (dB)	(dBuVolts)	FCC Part 15C Peak	Margin	Fcc Part 15C 15.209 Avg 3m	Margin	Height [cm]	Polarity
1	2809.143	49.59	PK	32.7	-28.8	0.5	53.99	74	-20.01	54	-0.01	99	Horz
2	7230.077	42.67	PK	35.6	-23.1	0.5	55.67	68.2	-18.33	-	-	99	Horz

Range:2 1000 - 18000MHz

Marker No.	Test Frequency (MHz)	Meter Reading (dBuV)	Detector	T119 (dB)	Loop w/T34 (dB)	T166 BRF 2.4-2.5 GHz (dB)	(dBuVolts)	FCC Part 15C Peak	Margin	Fcc Part 15C 15.209 Avg 3m	Margin	Height [cm]	Polarity
3	2804.896	43.67	PK	32.7	-28.8	0.5	48.07	74	-25.93	54	-5.93	201	Vert
4	7234.324	44.92	PK	35.6	-23.1	0.5	57.92	68.2	-16.08	-	-	201	Vert

Range:3 10000 - 18000MHz

Marker No.	Test Frequency (MHz)	Meter Reading (dBuV)	Detector	T119 (dB)	Loop w/T34 (dB)	T166 BRF 2.4-2.5 GHz (dB)	(dBuVolts)	FCC Part 15C Peak	Margin	Fcc Part 15C 15.209 Avg 3m	Margin	Height [cm]	Polarity
5	11331.334	20.71	PK	38	-19.5	0.5	39.71	74	-34.29	54	-14.29	201	Horz

Range:4 10000 - 18000MHz

Marker No.	Test Frequency (MHz)	Meter Reading (dBuV)	Detector	T119 (dB)	Loop w/T34 (dB)	T166 BRF 2.4-2.5 GHz (dB)	(dBuVolts)	FCC Part 15C Peak	Margin	Fcc Part 15C 15.209 Avg 3m	Margin	Height [cm]	Polarity
6	10807.596	20.77	PK	37.9	-20.2	0.5	38.97	74	-35.03	54	-15.03	99	Vert

Range 1 1000 - 18000MHz

Marker No.	Test Frequency (MHz)	Meter Reading (dBuV)	Detector	T119 (dB)	Loop w/T34 (dB)	T166 BRF 2.4-2.5 GHz (dB)	(dBuVolts)	FCC Part 15C Peak	Margin	Fcc Part 15C 15.209 Avg 3m	Margin	Height [cm]	Polarity
1	2810.65	41.98	Av	32.7	-28.8	0.5	46.38	-	-	54	-7.62	260	Horz

PK - Peak detector
QP - Quasi-Peak detector
Av - Average detector

This report shall not be reproduced except in full, without the written approval of UL Verification Services Inc.

MID CHANNEL

HORIZONTAL PLOT

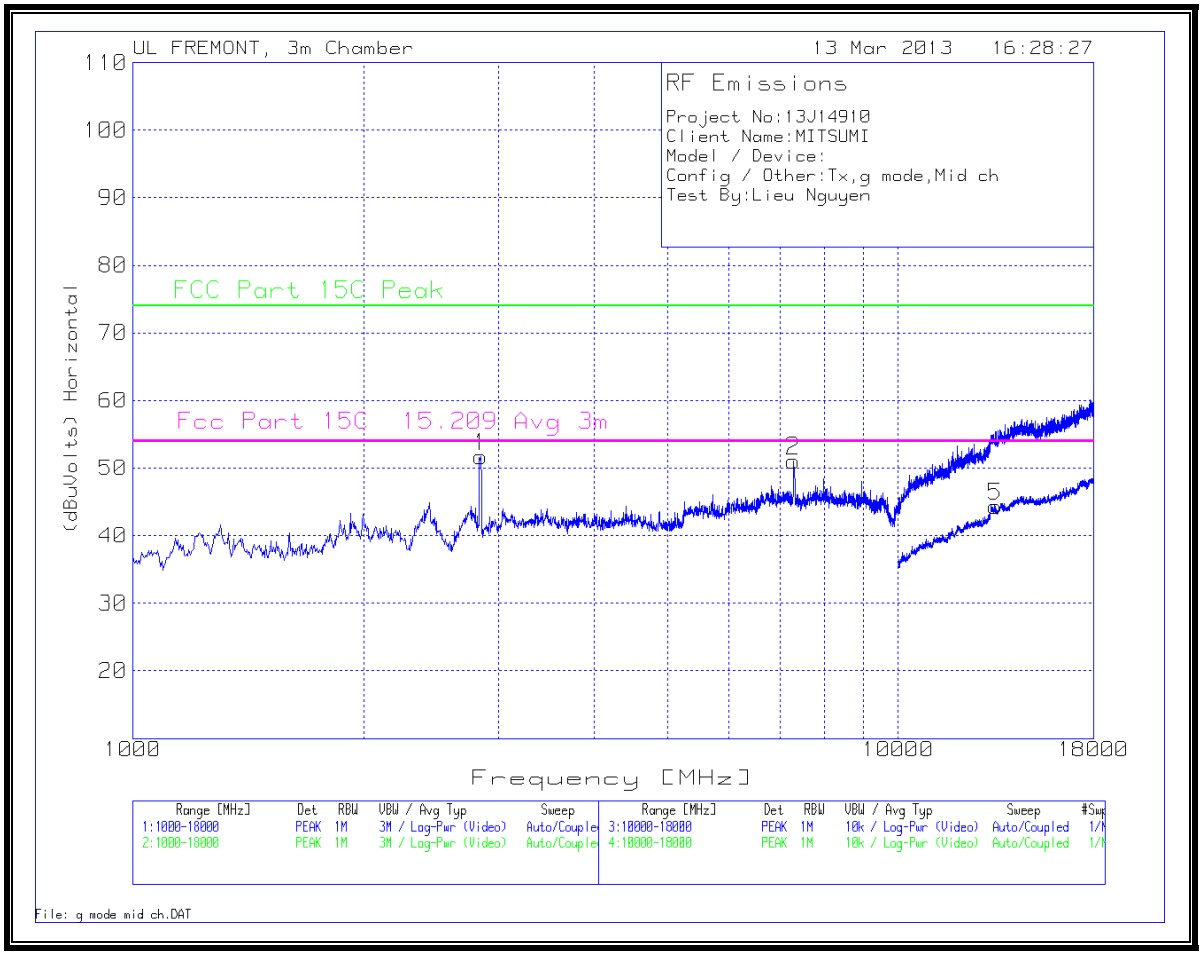

This report shall not be reproduced except in full, without the written approval of UL Verification Services Inc.

VERTICAL PLOT

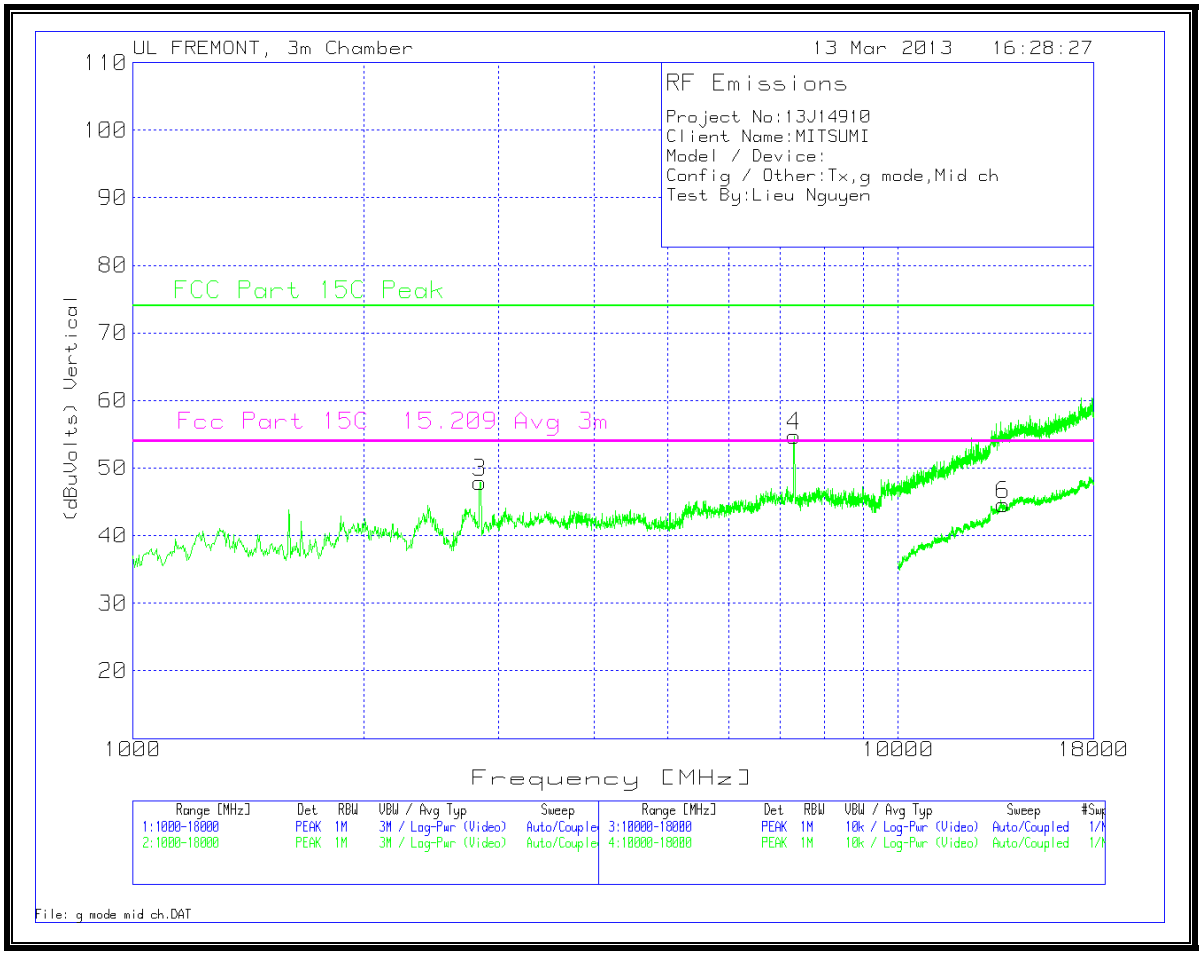

This report shall not be reproduced except in full, without the written approval of UL Verification Services Inc.

MID CHANNEL DATA

Project No:13J14910
Client Name:MITSUMI
Model / Device:
Config / Other:Tx,g mode,Mid ch
Test By:Lieu Nguyen

Range 1 1000 - 18000MHz

Marker No.	Test Frequency	Meter Reading	Detector	T119 (dB)	Loop w/T34 (dB)	T166 BRF 2.4-2.5 GHz (dB)	(dBuVolts)	FCC Part 15C Peak	Margin	Fcc Part 15C 15.209 Avg 3m	Margin	Height [cm]	Polarity
1	2845.241	47.27	PK	32.7	-28.8	0.5	51.67	74	-22.33	54	-2.33	201	Horz
2	7302.273	38	PK	35.6	-23	0.5	51.1	74	-22.9	54	-2.9	201	Horz

Range:2 1000 - 18000MHz

Marker No.	Test Frequency	Meter Reading	Detector	T119 (dB)	Loop w/T34 (dB)	T166 BRF 2.4-2.5 GHz (dB)	(dBuVolts)	FCC Part 15C Peak	Margin	Fcc Part 15C 15.209 Avg 3m	Margin	Height [cm]	Polarity
3	2838.871	43.53	PK	32.7	-28.8	0.5	47.93	74	-26.07	54	-6.07	100	Vert
4	7310.767	41.68	PK	35.6	-23	0.5	54.78	74	-19.22	54	0.78	201	Vert

Range:3 10000 - 18000MHz

Marker No.	Test Frequency	Meter Reading	Detector	T119 (dB)	Loop w/T34 (dB)	T166 BRF 2.4-2.5 GHz (dB)	(dBuVolts)	FCC Part 15C Peak	Margin	Fcc Part 15C 15.209 Avg 3m	Margin	Height [cm]	Polarity
5	13386.307	21.49	PK	39.1	-16.7	0.5	44.39	74	-29.61	54	-9.61	99	Horz

Range:4 10000 - 18000MHz

Marker No.	Test Frequency	Meter Reading	Detector	T119 (dB)	Loop w/T34 (dB)	T166 BRF 2.4-2.5 GHz (dB)	(dBuVolts)	FCC Part 15C Peak	Margin	Fcc Part 15C 15.209 Avg 3m	Margin	Height [cm]	Polarity
6	13722.139	21.35	PK	38.8	-16	0.5	44.65	68.2	-23.55	-	-	100	Vert

Range 1 1000 - 18000MHz

Marker No.	Test Frequency (MHz)	Meter Reading (dBuV)	Detector	T119 [dB]	Loop w/T34 [dB]	T166 BRF 2.4-2.5 GHz [dB]	(dBuVolts)	FCC Part 15C Peak	Margin	Fcc Part 15C 15.209 Avg 3m	Margin	Height [cm]	Polarity
1	2839.84	42.23	Av	32.7	-28.8	0.5	46.63	-	-	54	-7.37	143	Horz
2	7307.04	28.21	Av	35.6	-23	0.5	41.31	-	-	54	-12.69	196	Horz
4	7312.76	32.85	Av	35.6	-23	0.5	45.95	-	-	54	-8.05	166	Vert

PK - Peak detector
QP - Quasi-Peak detector
Av - Average detector

This report shall not be reproduced except in full, without the written approval of UL Verification Services Inc.

HIGH CHANNEL

HORIZONTAL PLOT

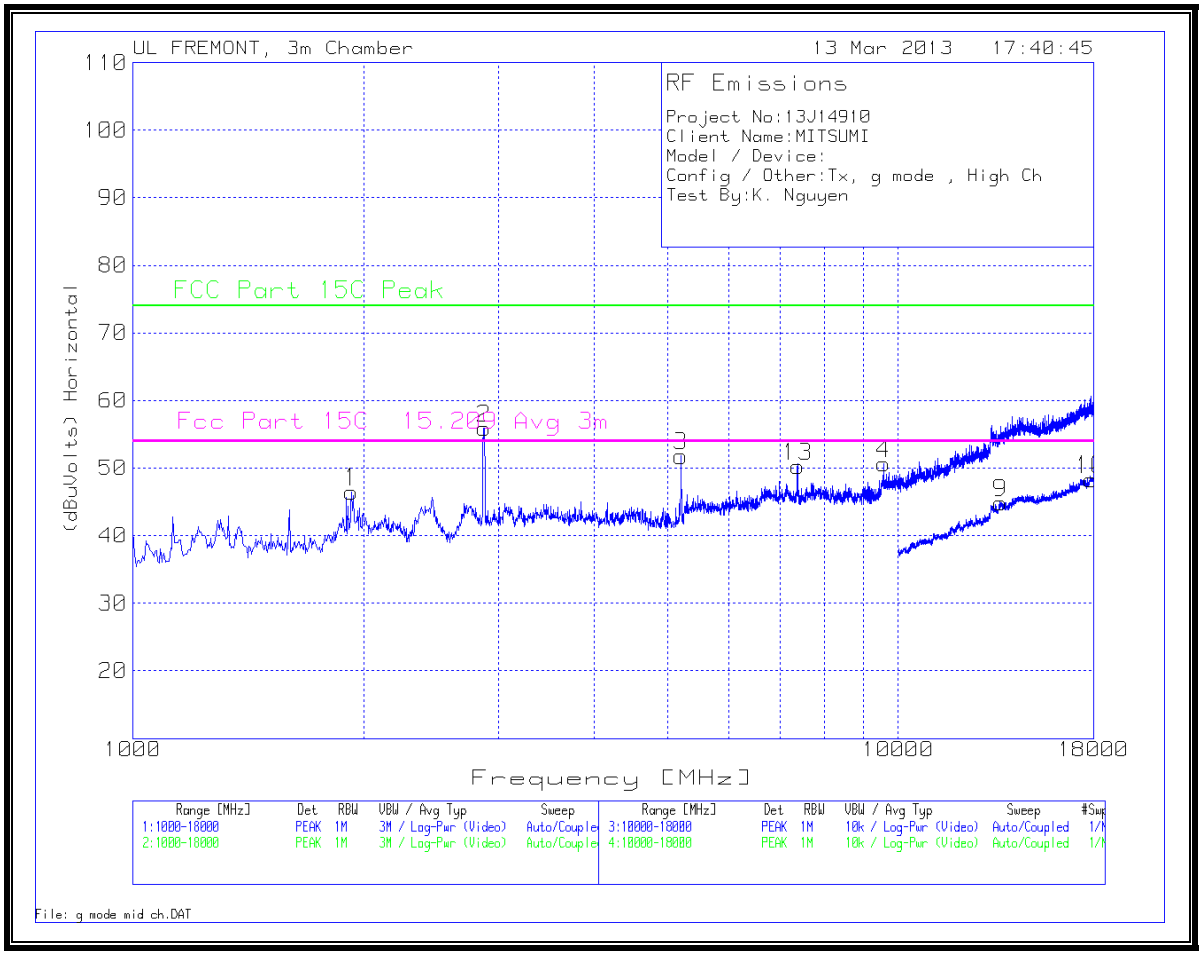

This report shall not be reproduced except in full, without the written approval of UL Verification Services Inc.

VERTICAL PLOT

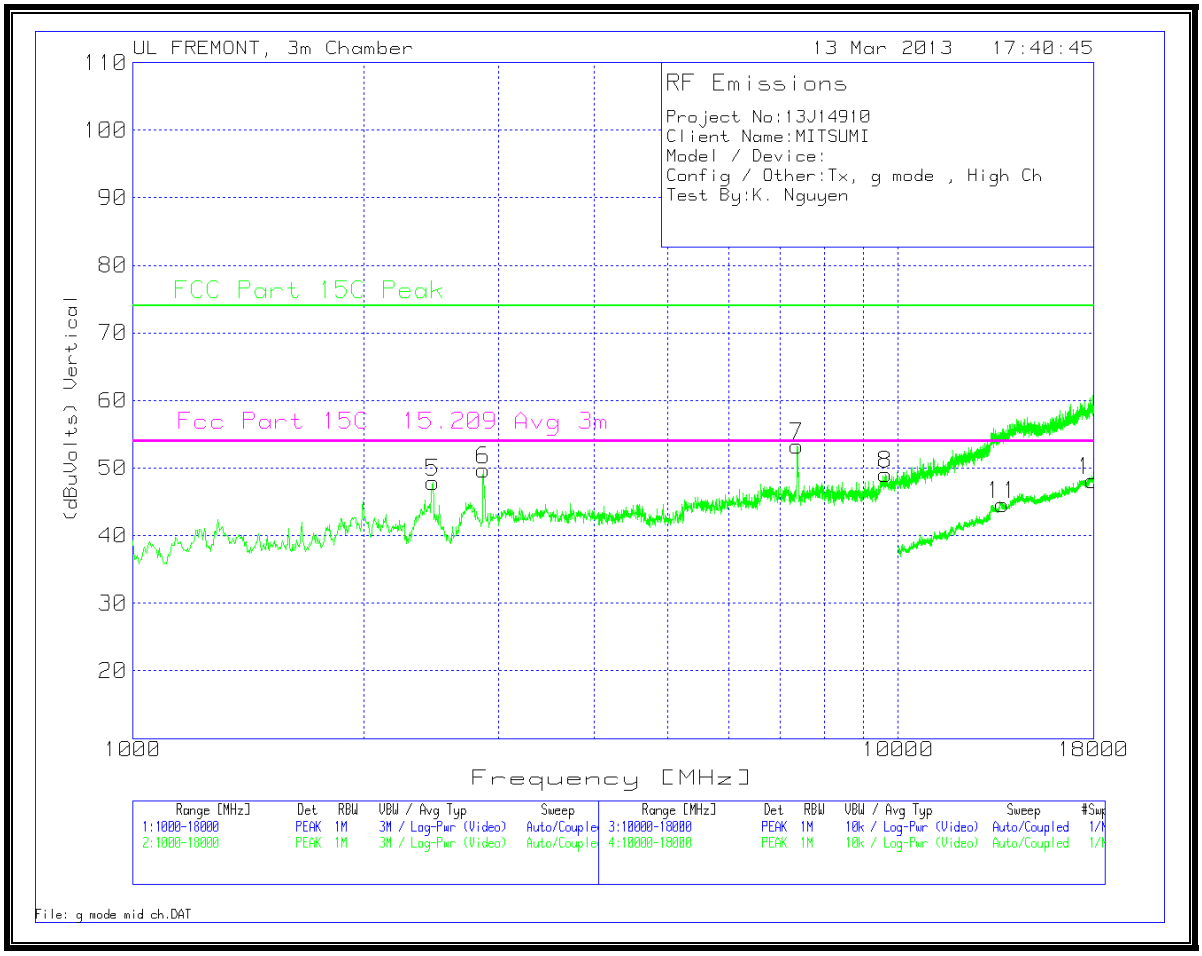

This report shall not be reproduced except in full, without the written approval of UL Verification Services Inc.

HIGH CHANNEL DATA

Project No:13J14910
Client Name:MITSUMI
Model / Device:
Config / Other:Tx, g mode , High Ch
Test By:K. Nguyen

Range 1 1000 - 18000MHz

Marker No.	Test Frequency (MHz)	Meter Reading (dBuV)	Detector	T119 (dB)	Loop w/T34 (dB)	T166 BRF 2.4-2.5 GHz (dB)	(dBuVolts)	FCC Part 15C Peak	Margin	Fcc Part 15C 15.209 Avg 3m	Margin	Height [cm]	Polarity
1	1930.052	45.41	PK	31.4	-30.8	0.5	46.51	68.2	-21.69	-	-	99	Horz
2	2877.092	51.55	PK	32.7	-28.8	0.5	55.95	74	-18.05	54	1.95	200	Horz
3	5204.347	41.67	PK	34.3	-24.7	0.5	51.77	74	-22.23	54	-2.23	99	Horz
4	9570.072	35.3	PK	36.7	-21.8	0.5	50.7	68.2	-23.3	-	-	200	Horz
13	7395.703	37.02	PK	35.7	-23	0.5	50.22	74	-23.78	54	-3.78	99	Horz

Range:2 1000 - 18000MHz

Marker No.	Test Frequency (MHz)	Meter Reading (dBuV)	Detector	T119 (dB)	Loop w/T34 (dB)	T166 BRF 2.4-2.5 GHz (dB)	(dBuVolts)	FCC Part 15C Peak	Margin	Fcc Part 15C 15.209 Avg 3m	Margin	Height [cm]	Polarity
5	2465.151	44.84	PK	32.2	-29.6	0.5	47.94	68.2	-23.3	-	-	201	Vert
6	2868.599	45.33	PK	32.7	-28.8	0.5	49.73	74	-24.27	54	-4.27	201	Vert
7	7378.716	40.12	PK	35.7	-23	0.5	53.32	74	-20.68	54	-0.68	201	Vert
8	9633.775	33.59	PK	36.8	-21.8	0.5	49.09	68.2	-23.3	-	-	99	Vert

Range:3 10000 - 18000MHz

Marker No.	Test Frequency (MHz)	Meter Reading (dBuV)	Detector	T119 (dB)	Loop w/T34 (dB)	T166 BRF 2.4-2.5 GHz (dB)	(dBuVolts)	FCC Part 15C Peak	Margin	Fcc Part 15C 15.209 Avg 3m	Margin	Height [cm]	Polarity
9	13606.197	21.53	PK	38.9	-16.1	0.5	44.83	68.2	-23.3	-	-	201	Horz
10	17852.074	20.34	PK	41.5	-14	0.5	48.34	74	-25.66	54	-5.66	201	Horz

Range:4 10000 - 18000MHz

Marker No.	Test Frequency (MHz)	Meter Reading (dBuV)	Detector	T119 (dB)	Loop w/T34 (dB)	T166 BRF 2.4-2.5 GHz (dB)	(dBuVolts)	FCC Part 15C Peak	Margin	Fcc Part 15C 15.209 Avg 3m	Margin	Height [cm]	Polarity
11	13674.163	21.42	PK	38.8	-16.1	0.5	44.62	68.2	-23.3	-	-	99	Vert
12	17944.028	19.99	PK	41.6	-13.9	0.5	48.19	74	-25.81	54	-5.81	99	Vert

Range 1 1000 - 18000MHz

Marker No.	Test Frequency (MHz)	Meter Reading (dBuV)	Detector	T119 [dB]	Loop w/T34 [dB]	T166 BRF 2.4-2.5 GHz [dB]	(dBuVolts)	FCC Part 15C Peak	Margin	Fcc Part 15C 15.209 Avg 3m	Margin	Height [cm]	Polarity
2	2868.6	42.15	Av	32.7	-28.8	0.5	46.55	-	-	54	-7.45	294	Horz
3	5215.45	24.91	Av	34.3	-24.7	0.5	35.01	-	-	54	-18.99	110	Horz
6	2876.49	35.35	Av	32.7	-28.8	0.5	39.75	-	-	54	-14.25	236	Vert
7	7385.22	32	Av	35.7	-23	0.5	45.2	-	-	54	-8.8	148	Horz
13	7386.43	30.79	Av	35.7	-23	0.5	43.99	-	-	54	-10.01	206	Vert

PK - Peak detector
QP - Quasi-Peak detector
Av - Average detector

This report shall not be reproduced except in full, without the written approval of UL Verification Services Inc.

9.2.3 802.11n HT20 CDD MCS0 2TX MODE, 2.4 GHz BAND

RESTRICTED BANDEDGE (LOW CHANNEL)

LOW CHANNEL RESTRICTED, PEAK, HORIZ

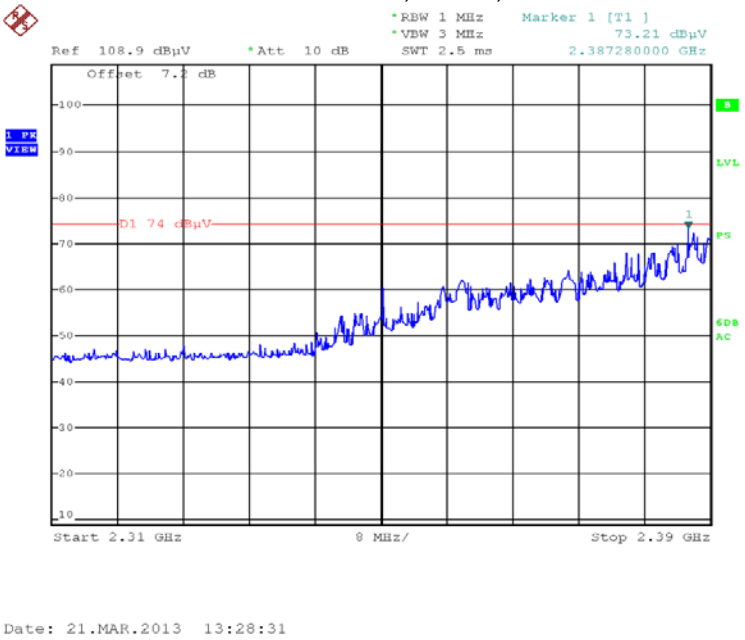

LOW CHANNEL RESTRICTED, AVERAGE, HORIZ

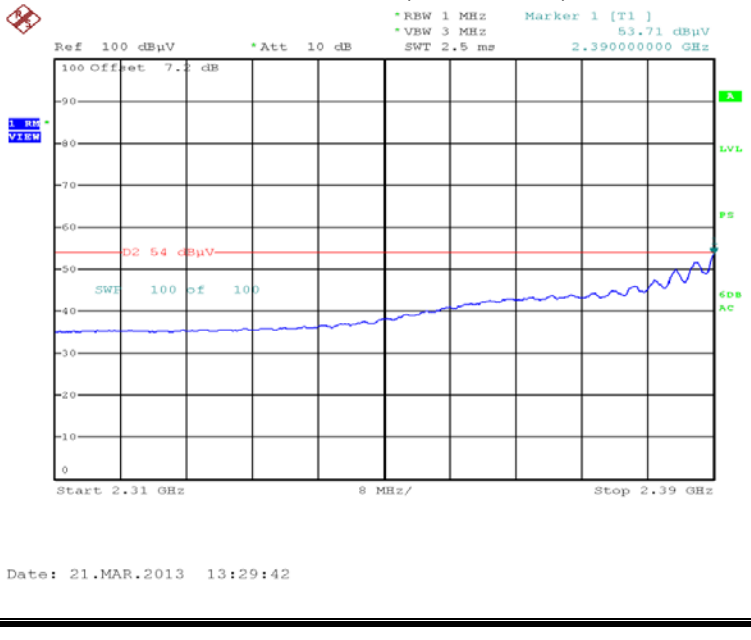

This report shall not be reproduced except in full, without the written approval of UL Verification Services Inc.

LOW CHANNEL RESTRICTED, PEAK, VERT

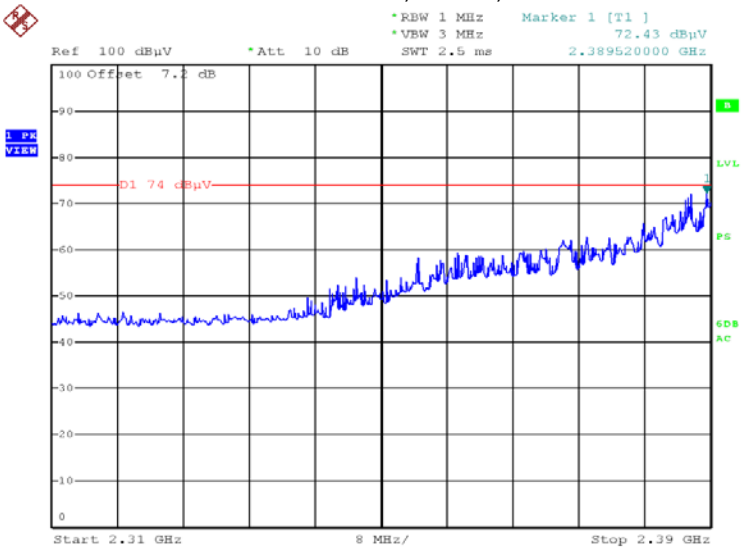

Date: 21.MAR.2013 13:36:37

LOW CHANNEL RESTRICTED, AVERAGE, VERT

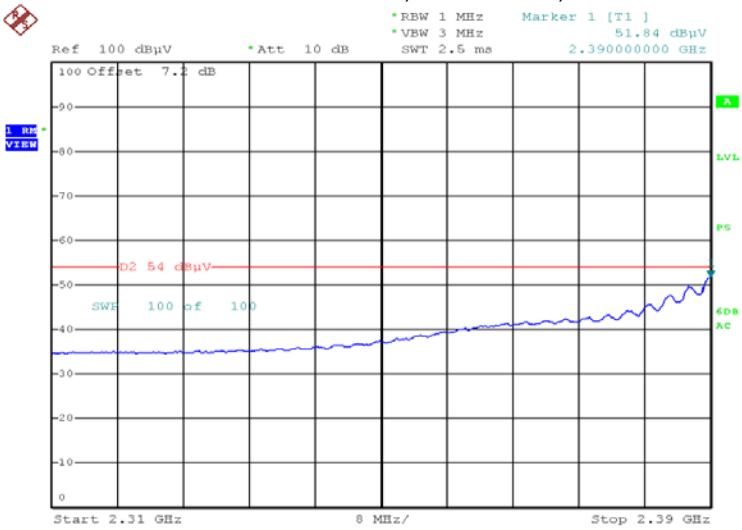

Date: 21.MAR.2013 13:35:11

This report shall not be reproduced except in full, without the written approval of UL Verification Services Inc.

AUTHORIZED BANDEDGE (HIGH CHANNEL)

HIGH CHANNEL BANDEDGE, PEAK, HORIZ

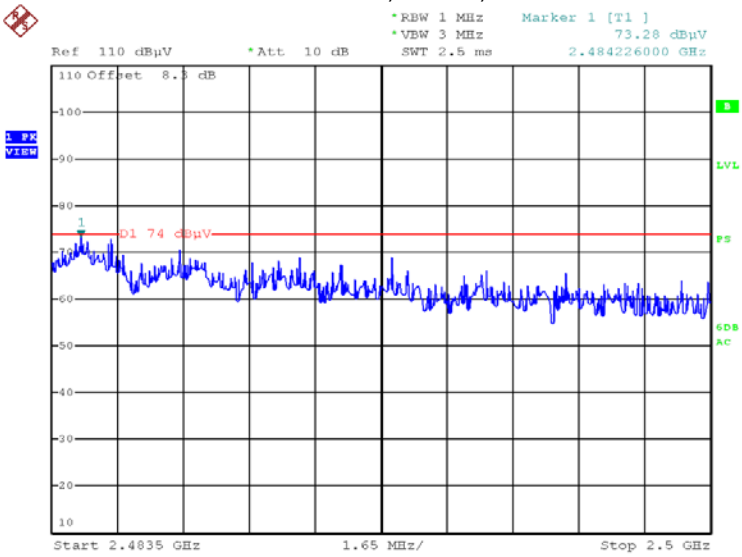

Date: 21.MAR.2013 14:21:40

HIGH CHANNEL BANDEDGE, AVERAGE, HORIZ

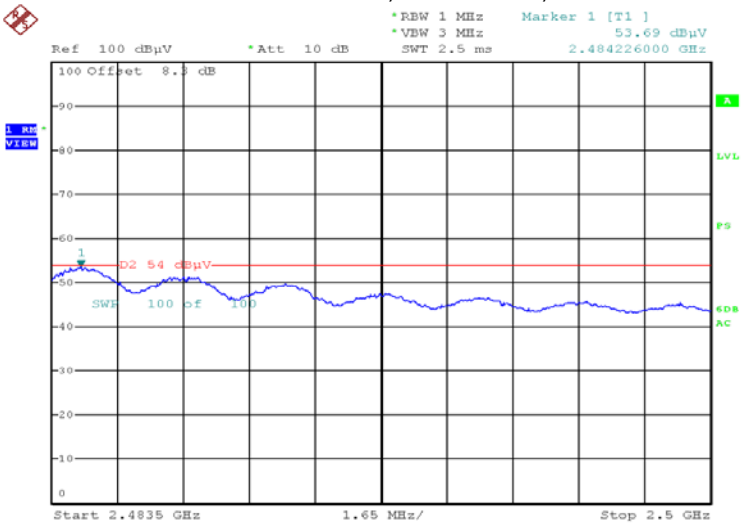

Date: 21.MAR.2013 14:19:14

This report shall not be reproduced except in full, without the written approval of UL Verification Services Inc.

HIGH CHANNEL BANDEDGE, PEAK, VERT

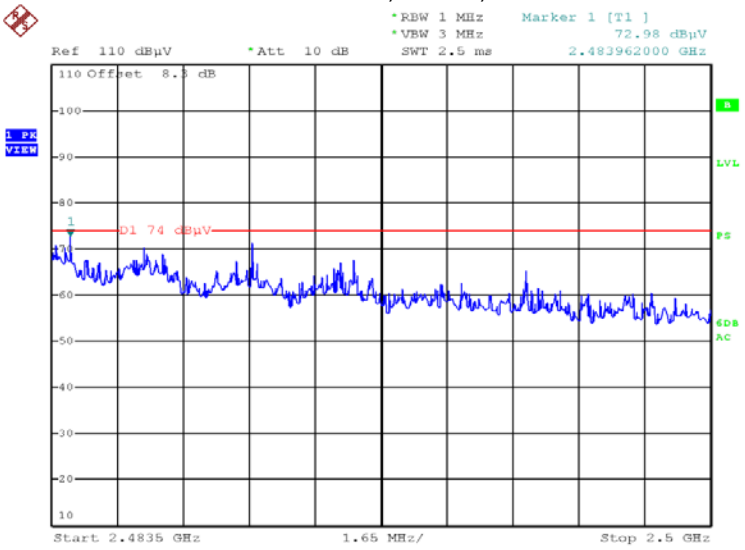

Date: 21.MAR.2013 14:28:55

HIGH CHANNEL BANDEDGE, AVERAGE, VERT

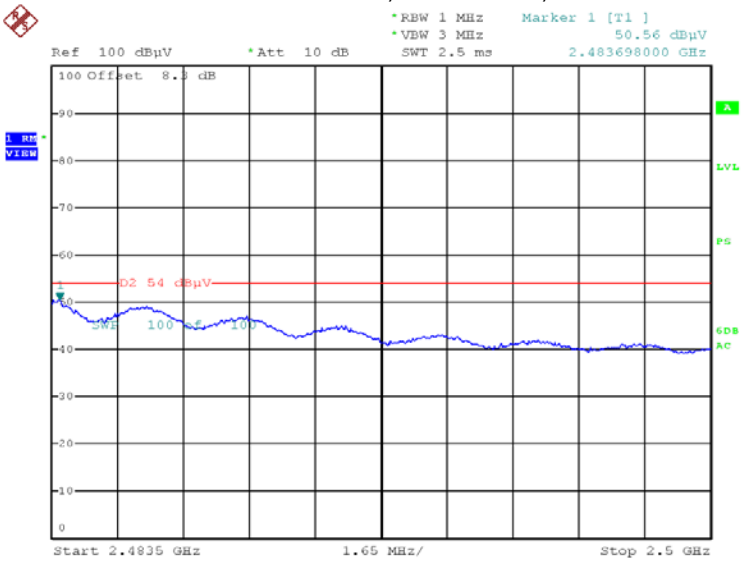

Date: 21.MAR.2013 14:29:56

This report shall not be reproduced except in full, without the written approval of UL Verification Services Inc.

HARMONICS AND SPURIOUS EMISSIONS

LOW CHANNEL

HORIZONTAL

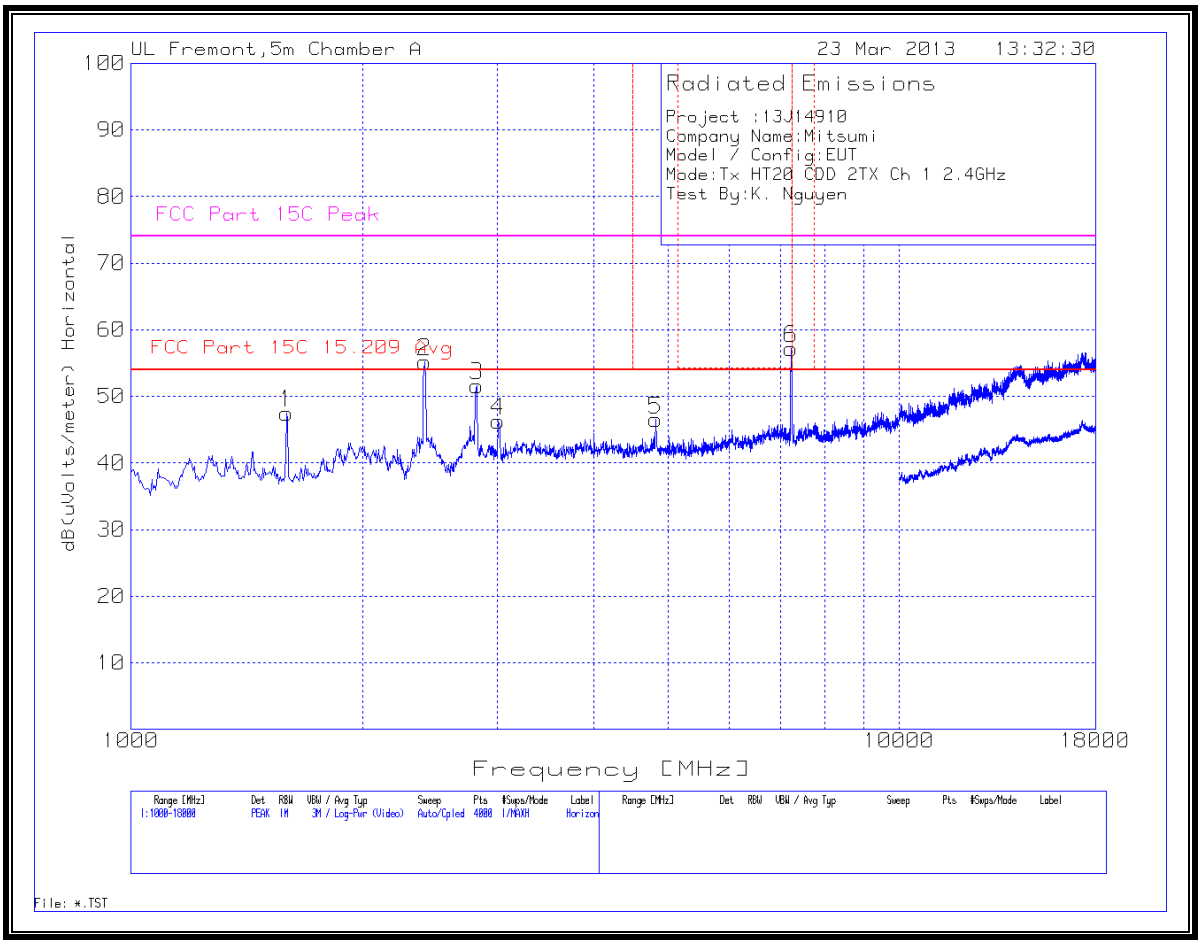

This report shall not be reproduced except in full, without the written approval of UL Verification Services Inc.

VERTICAL

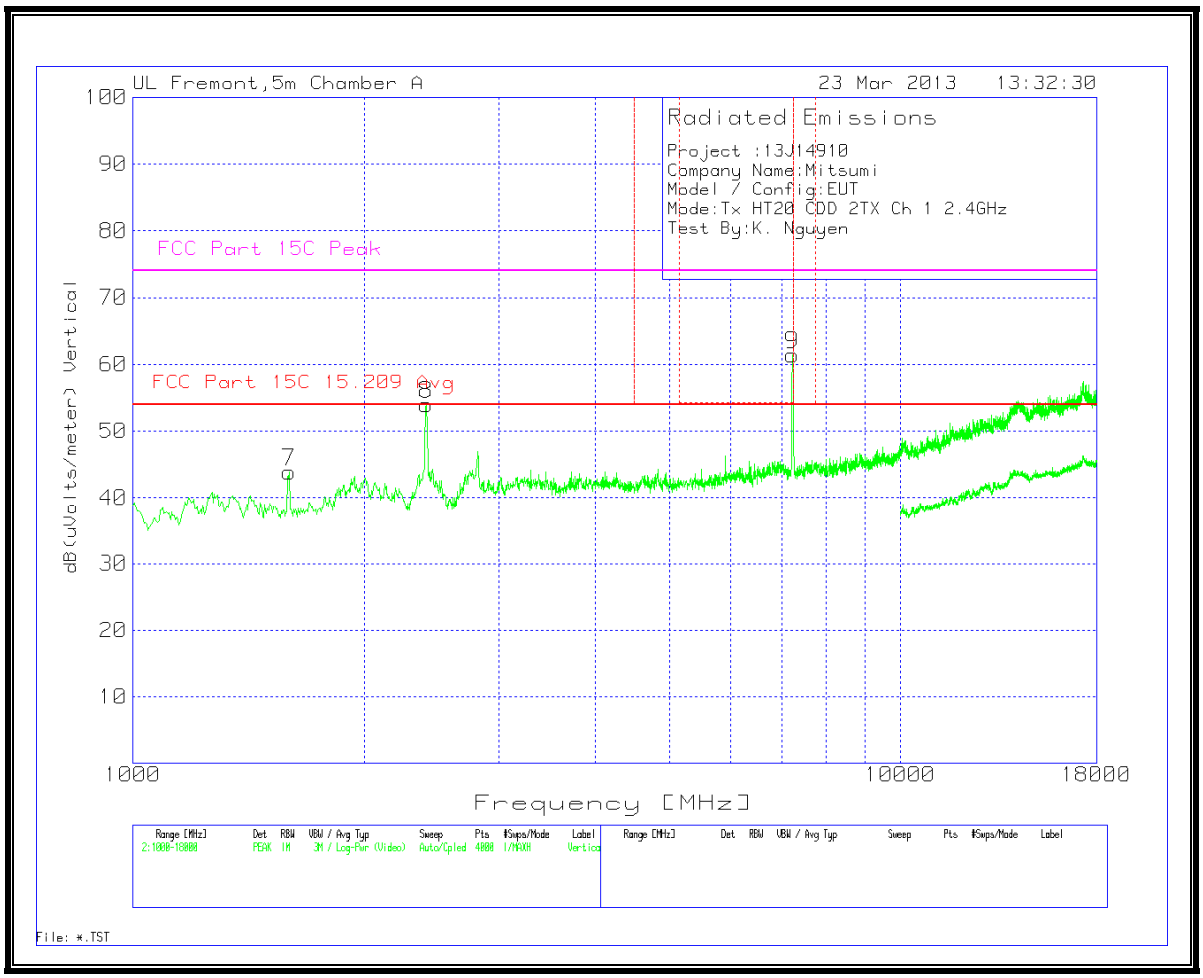

This report shall not be reproduced except in full, without the written approval of UL Verification Services Inc.

LOW CHANNEL DATA

Project :13J14910
Company Name:Mitsumi
Model / Config:EUT
Mode:Tx HT20 CDD 2TX Ch 1 2.4GHz
Test By:K. Nguyen

Horizontal 1000 - 18000MHz

Marker No.	Test Frequency (MHz)	Meter Reading (dBuV)	Detector	T136 ETS 3117	T144 HP8449B	Cable Factor	T160 BRF	dB(uVolts /meter)	FCC Part 15C 15.209 Avg	Average Margin	FCC Part 15C Peak	Peak Margin	Height [cm]	Polarity
1	1594.554	52.62	PK	28.3	-37.6	3.6	0.6	47.52	-	-	68.2	-20.68	100	Horz
2	2409.943	54.67	PK	32.1	-36.9	4.4	0.9	55.17	-	-	68.2	-13.03	200	Horz
3	2817.637	49.93	PK	32.6	-36.7	4.9	0.9	51.63	54	-2.37	74	-22.37	200	Horz
4	3008.743	44.35	PK	32.7	-36.7	5.1	0.8	46.25	-	-	68.2	-21.95	200	Horz
5	4817.887	41.39	PK	33.9	-35.7	6.7	0.2	46.49	54	-7.51	74	-27.51	100	Horz
6	7234.324	48.65	PK	35.4	-35.8	8.6	0.3	57.15	-	-	68.2	-11.05	100	Horz

Vertical 1000 - 18000MHz

Marker No.	Test Frequency (MHz)	Meter Reading (dBuV)	Detector	T136 ETS 3117	T144 HP8449B	Cable Factor	T160 BRF	dB(uVolts /meter)	FCC Part 15C 15.209 Avg	Average Margin	FCC Part 15C Peak	Peak Margin	Height [cm]	Polarity
7	1598.801	48.99	PK	28.3	-37.6	3.6	0.6	43.89	-	-	68.2	-24.31	100	Vert
8	2409.943	53.52	PK	32.1	-36.9	4.4	0.9	54.02	-	-	68.2	-14.18	200	Vert
9	7234.324	52.99	PK	35.4	-35.8	8.6	0.3	61.49	-	-	68.2	-6.71	54	Vert

Horizontal 1000 - 18000MHz

Marker No.	Test Frequency (MHz)	Meter Reading (dBuV)	Detector	T136 ETS 3117	T144 HP8449B	Cable Factor	T160 BRF	dB(uVolts /meter)	FCC Part 15C 15.209 Avg	Average Margin	FCC Part 15C Peak	Peak Margin	Height [cm]	Polarity
3	2816.73	43.93	Av	32.6	-36.7	4.9	0.9	45.63	54	-8.37	-	-	156	Horz

PK - Peak detector
QP - Quasi-Peak detector
Av - Average detector

This report shall not be reproduced except in full, without the written approval of UL Verification Services Inc.

MID CHANNEL
HORIZONTAL

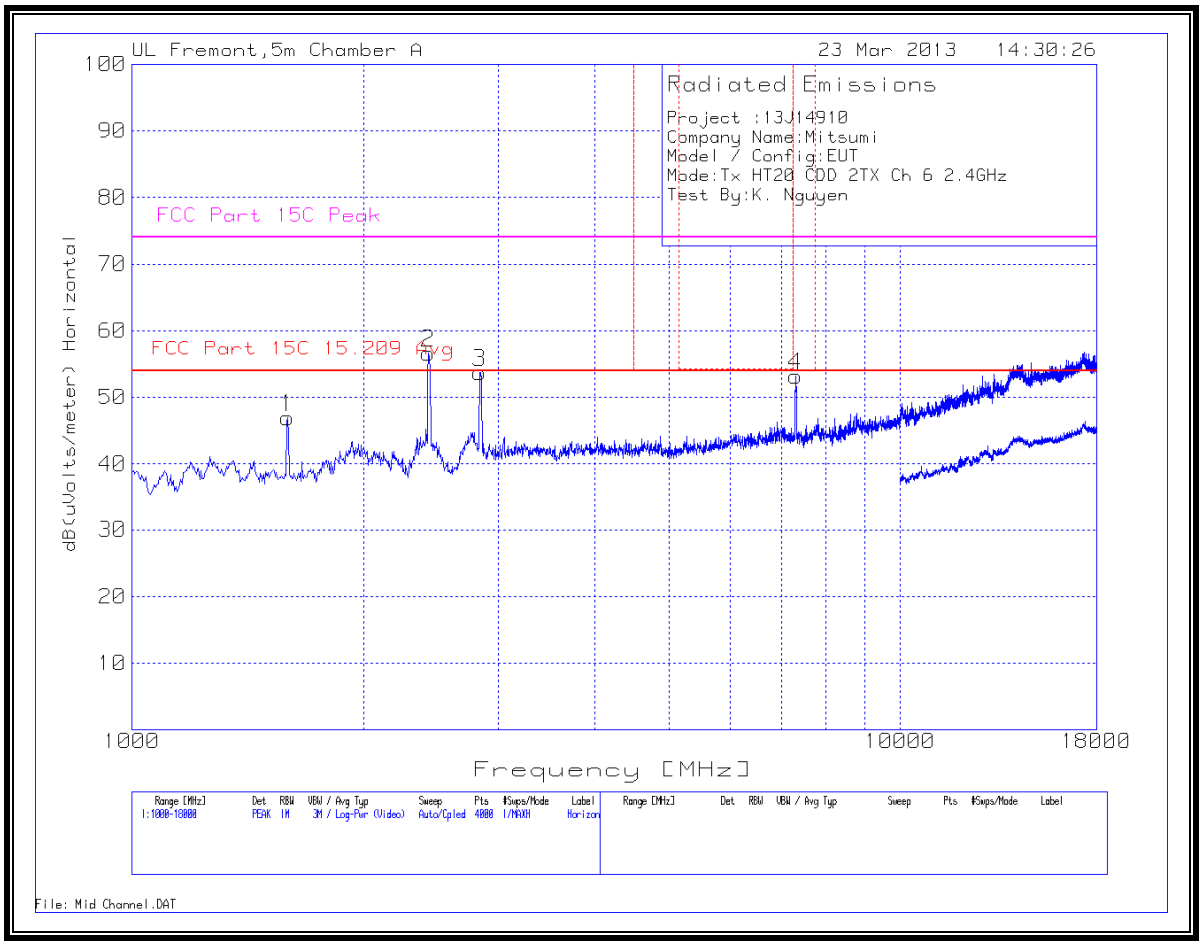

This report shall not be reproduced except in full, without the written approval of UL Verification Services Inc.

VERTICAL

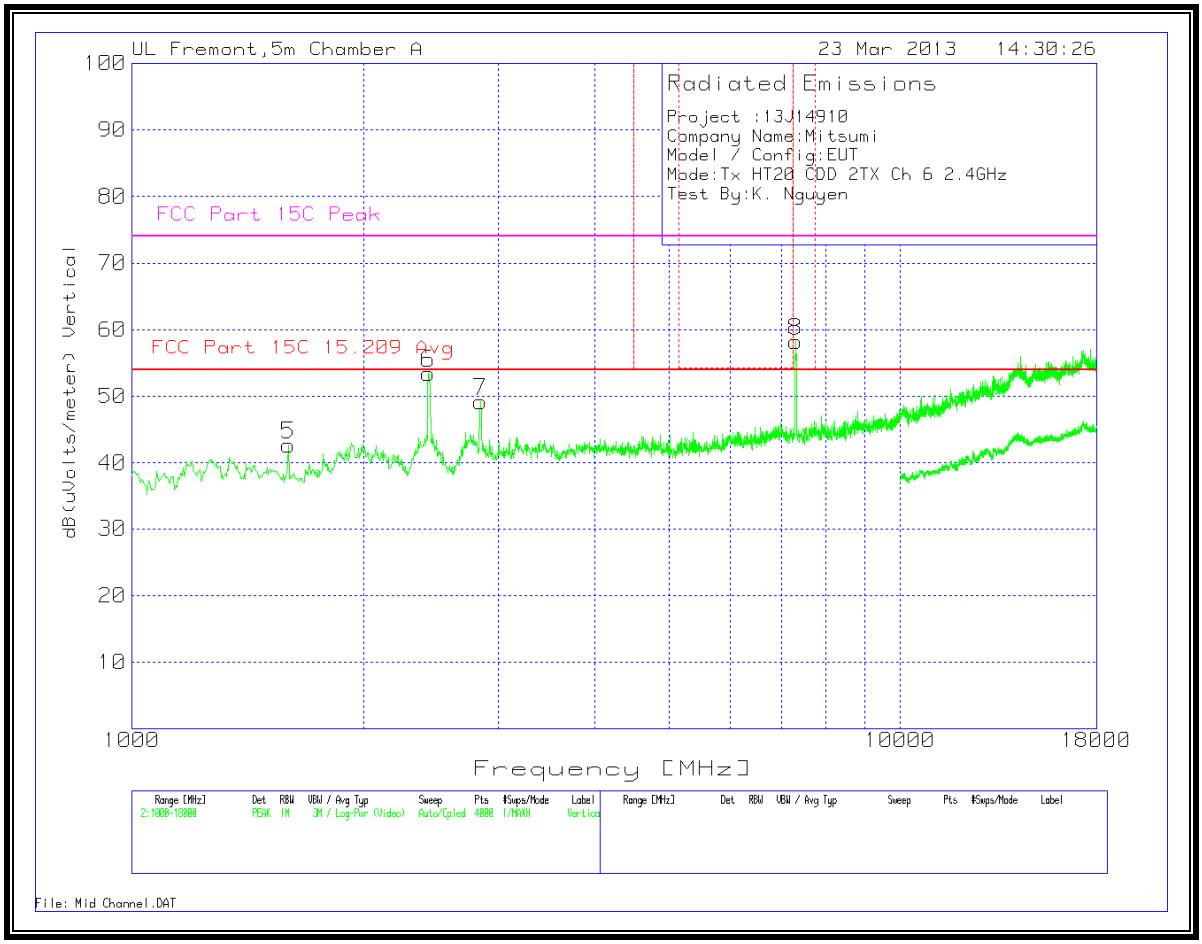

This report shall not be reproduced except in full, without the written approval of UL Verification Services Inc.

MID CHANNEL DATA

Project :13J14910
Company Name:Mitsumi
Model / Config:EUT
Mode:Tx HT20 CDD 2TX Ch 6 2.4GHz
Test By:K. Nguyen

Horizontal 1000 - 18000MHz

Marker No.	Test Frequency (MHz)	Meter Reading (dBuV)	Detector	T136 ETS 3117	T144 HP8449B	Cable Factor	T160 BRF	dB(uVolts/ meter)	FCC Part 15C 15.209 Avg	Average Margin	FCC Part 15C Peak	Peak Margin	Height [cm]	Polarity
1	1594.554	52.1	PK	28.3	-37.6	3.6	0.6	47	-	-	68.2	-21.2	200	Horz
2	2431.177	55.84	PK	32.3	-36.9	4.5	0.9	56.64	-	-	68.2	-11.56	200	Horz
3	2834.624	52.17	PK	32.5	-36.7	4.9	0.9	53.77	54	-0.23	74	-20.23	157	Horz
4	7315.014	44.69	PK	35.3	-35.8	8.7	0.3	53.19	54	-0.81	74	-20.81	200	Horz

Vertical 1000 - 18000MHz

Marker No.	Test Frequency (MHz)	Meter Reading (dBuV)	Detector	T136 ETS 3117	T144 HP8449B	Cable Factor	T160 BRF	dB(uVolts/ meter)	FCC Part 15C 15.209 Avg	Average Margin	FCC Part 15C Peak	Peak Margin	Height [cm]	Polarity
5	1598.801	47.81	PK	28.3	-37.6	3.6	0.6	42.71	-	-	68.2	-25.49	100	Vert
6	2431.177	52.7	PK	32.3	-36.9	4.5	0.9	53.5	-	-	68.2	-14.7	200	Vert
7	2838.871	47.61	PK	32.5	-36.7	4.9	0.9	49.21	54	-4.79	74	-24.79	200	Vert
8	7310.767	49.76	PK	35.3	-35.8	8.7	0.3	58.26	54	4.26	74	-15.74	200	Vert

Average Measurements

Marker No.	Test Frequency (MHz)	Meter Reading (dBuV)	Detector	T136 ETS 3117	T144 HP8449B	Cable Factor	T160 BRF	dB(uVolts/ meter)	FCC Part 15C 15.209 Avg	Average Margin	FCC Part 15C Peak	Peak Margin	Height [cm]	Polarity
3	2834.624	45.81	Av	32.5	-36.7	4.9	0.6	47.11	54	-6.89	-	-	152	Horz
4	7315.014	35.48	Av	35.3	-35.8	8.7	0.3	43.98	54	-10.02	-	-	171	Horz
7	2838.871	40.61	Av	32.5	-36.7	4.9	0.7	42.01	54	-11.99	-	-	344	Vert
8	7310.767	42.37	Av	35.3	-35.8	8.7	0.3	50.87	54	-3.13	-	-	182	Vert

PK - Peak detector
QP - Quasi-Peak detector
Av - Average detector

This report shall not be reproduced except in full, without the written approval of UL Verification Services Inc.

HIGH CHANNEL
HORIZONTAL

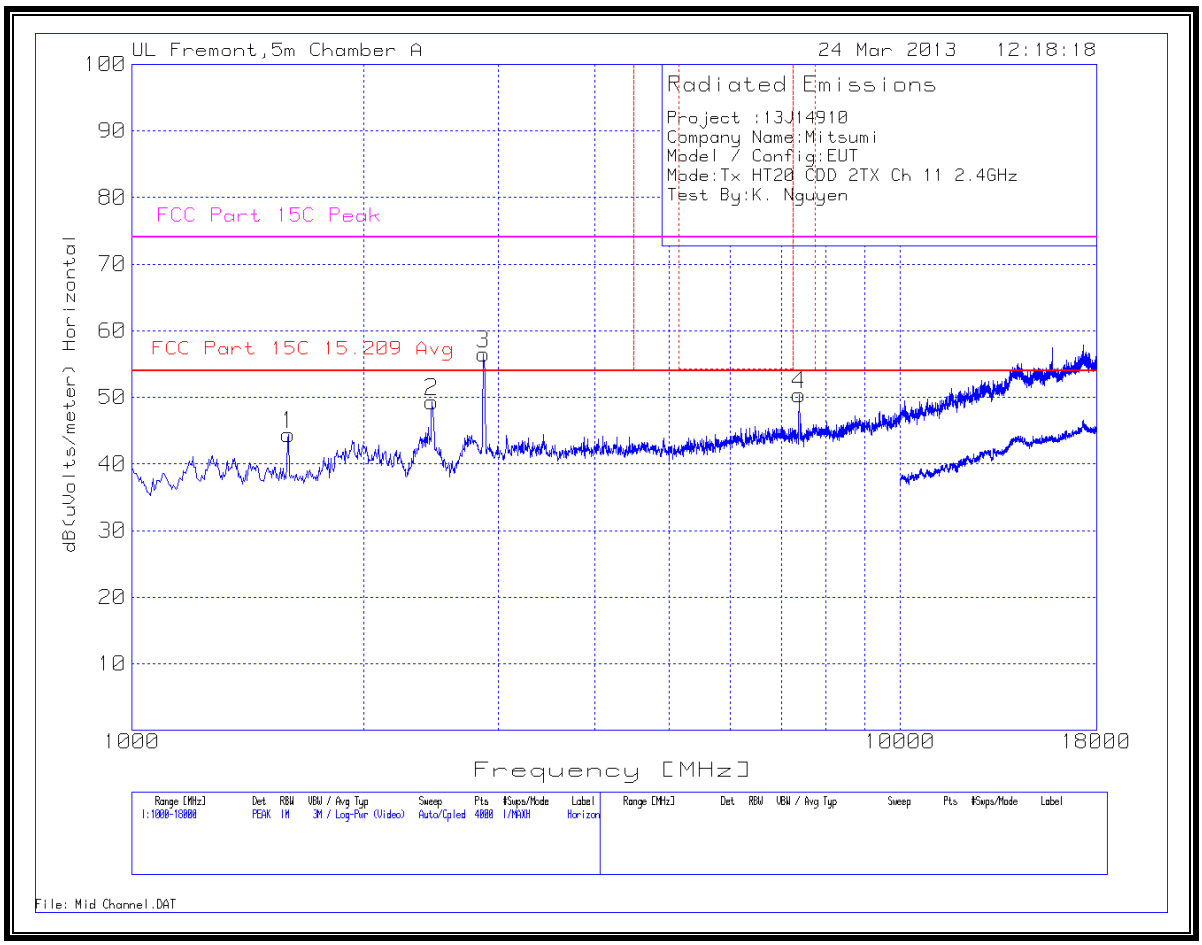

This report shall not be reproduced except in full, without the written approval of UL Verification Services Inc.

VERTICAL

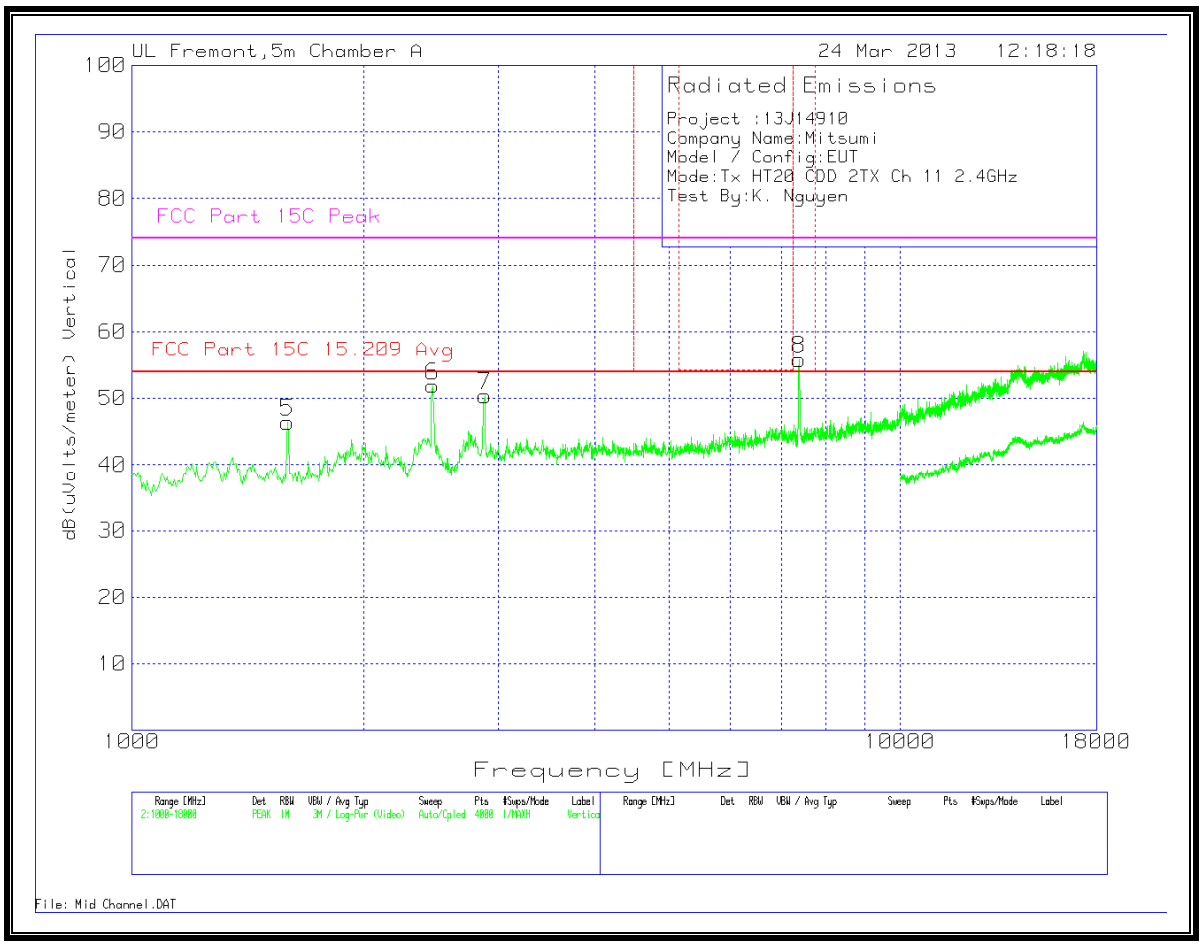

This report shall not be reproduced except in full, without the written approval of UL Verification Services Inc.

HIGH CHANNEL DATA

Project :13J14910
Company Name:Mitsumi
Model / Config:EUT
Mode:Tx HT20 CDD 2TX Ch 11 2.4GHz
Test By:K. Nguyen

Horizontal 1000 - 18000MHz

Marker No.	Test Frequency (MHz)	Meter Reading (dBuV)	Detector	T136 ETS 3117	T144 HP8449B	Cable Factor	T160 BRF	dB(uVolts/meter)	FCC Part 15C 15.209 Avg	Average Margin	FCC Part 15C Peak	Peak Margin	Height [cm]	Polarity
1	1598.801	49.56	PK	28.3	-37.6	3.6	0.6	44.46	-	-	68.2	-23.74	200	Horz
2	2456.658	48.39	PK	32.4	-36.8	4.5	0.9	49.39	-	-	68.2	-18.81	155	Horz
3	2868.599	54.96	PK	32.5	-36.7	4.9	0.9	56.56	-	-	74	-17.44	155	Horz
4	7382.963	41.83	PK	35.4	-35.8	8.7	0.3	50.43	54	-3.57	74	-23.57	200	Horz

Vertical 1000 - 18000MHz

Marker No.	Test Frequency (MHz)	Meter Reading (dBuV)	Detector	T136 ETS 3117	T144 HP8449B	Cable Factor	T160 BRF	dB(uVolts/meter)	FCC Part 15C 15.209 Avg	Average Margin	FCC Part 15C Peak	Peak Margin	Height [cm]	Polarity
5	1594.554	51.56	PK	28.3	-37.6	3.6	0.6	46.46	-	-	68.2	-21.74	200	Vert
6	2460.904	50.93	PK	32.4	-36.8	4.5	0.9	51.93	-	-	68.2	-16.27	200	Vert
7	2877.092	48.92	PK	32.4	-36.7	4.9	0.9	50.42	54	-3.58	74	-23.58	200	Vert
8	7391.456	47.22	PK	35.4	-35.8	8.8	0.2	55.82	-	-	74	-18.18	100	Vert

Average Measurements

Marker No.	Test Frequency (MHz)	Meter Reading (dBuV)	Detector	T136 ETS 3117	T144 HP8449B	Cable Factor	T160 BRF	dB(uVolts/meter)	FCC Part 15C 15.209 Avg	Average Margin	FCC Part 15C Peak	Peak Margin	Height [cm]	Polarity
3	2874.7	48.31	Av	32.5	-36.7	4.9	0.9	49.91	54	-4.09	-	-	219	Horz
4	7385.45	31.55	Av	35.4	-35.8	8.7	0.2	40.05	54	-13.95	-	-	217	Horz
7	2875.4	43.33	Av	32.4	-36.7	4.9	0.9	44.83	54	-9.17	-	-	249	Vert
8	7385.3	38.06	Av	35.4	-35.8	8.7	0.2	46.56	54	-7.44	-	-	235	Vert

PK - Peak detector
QP - Quasi-Peak detector
Av - Average detector

This report shall not be reproduced except in full, without the written approval of UL Verification Services Inc.

9.2.4 802.11n HT20 SDM MCS8 2TX MODE, 2.4 GHz BAND

RESTRICTED BANDEDGE (LOW CHANNEL)

LOW CHANNEL RESTRICTED, PEAK, HORIZ

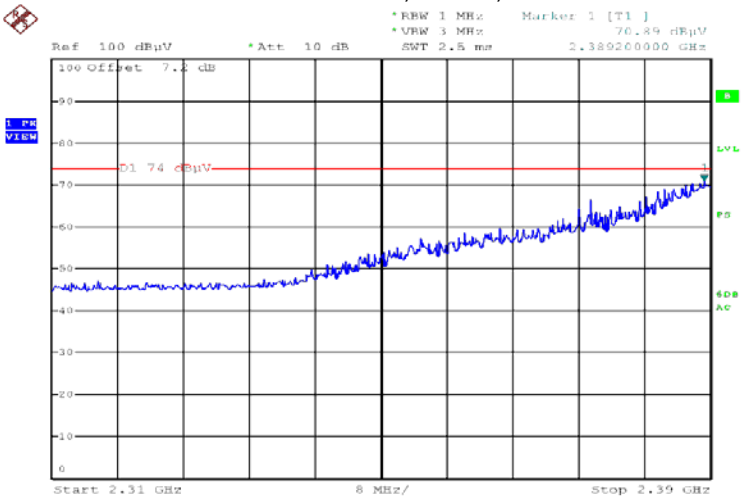

Date: 19.MAR.2013 14:49:49

LOW CHANNEL RESTRICTED, AVERAGE, HORIZ

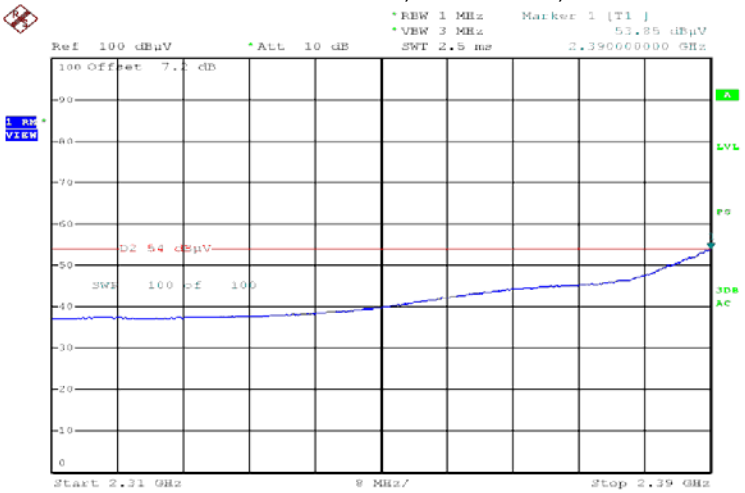

Date: 19.MAR.2013 14:47:11

This report shall not be reproduced except in full, without the written approval of UL Verification Services Inc.

LOW CHANNEL RESTRICTED, PEAK, VERT

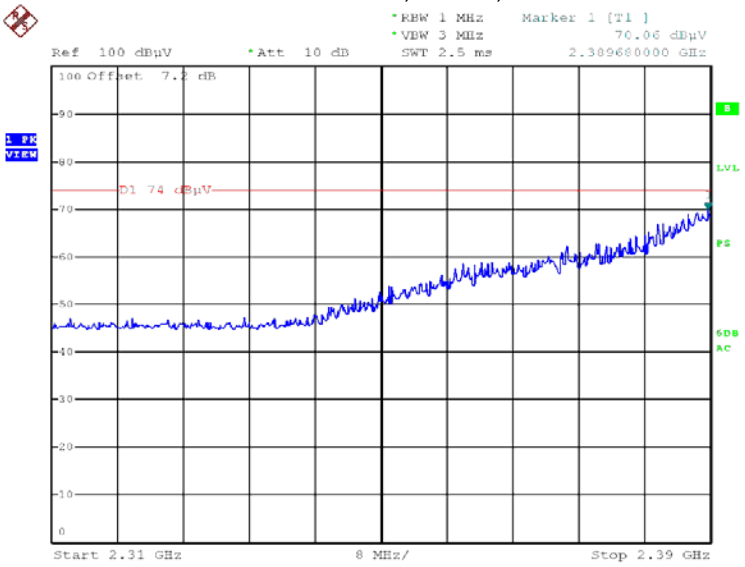

Date: 19.MAR.2013 15:01:54

LOW CHANNEL RESTRICTED, AVERAGE, VERT

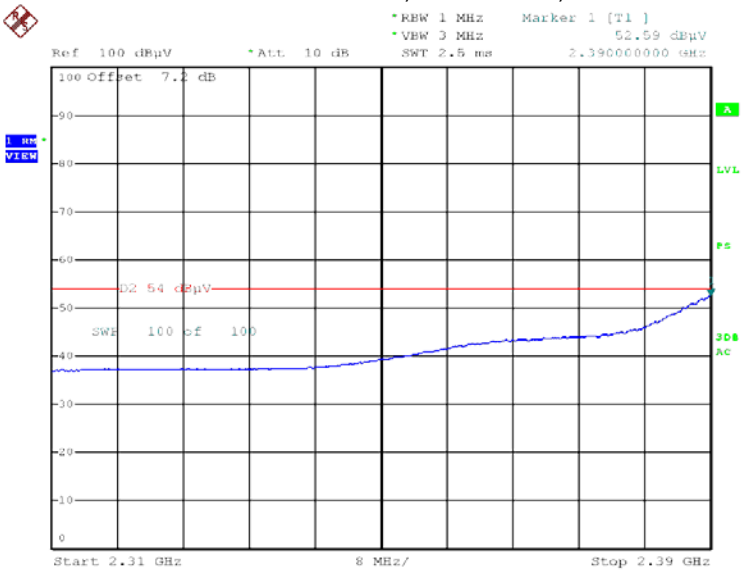

Date: 19.MAR.2013 15:03:18

This report shall not be reproduced except in full, without the written approval of UL Verification Services Inc.

AUTHORIZED BANDEDGE (HIGH CHANNEL)

HIGH CHANNEL BANDEDGE, PEAK, HORIZ

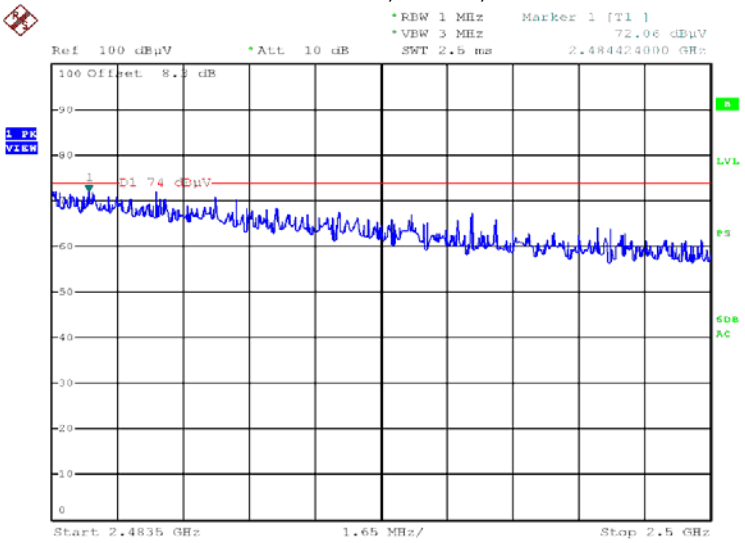

Date: 19.MAR.2013 14:21:16

HIGH CHANNEL BANDEDGE, AVERAGE, HORIZ

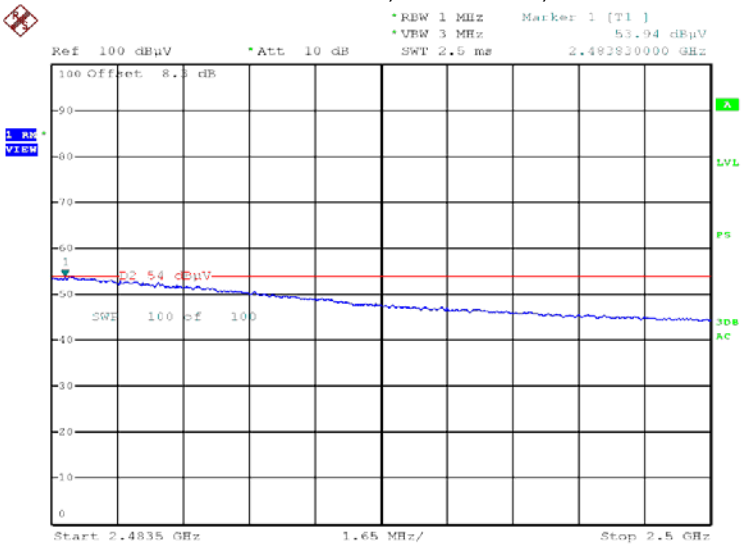

Date: 19.MAR.2013 14:18:58

This report shall not be reproduced except in full, without the written approval of UL Verification Services Inc.

HIGH CHANNEL BANDEDGE, PEAK, VERT

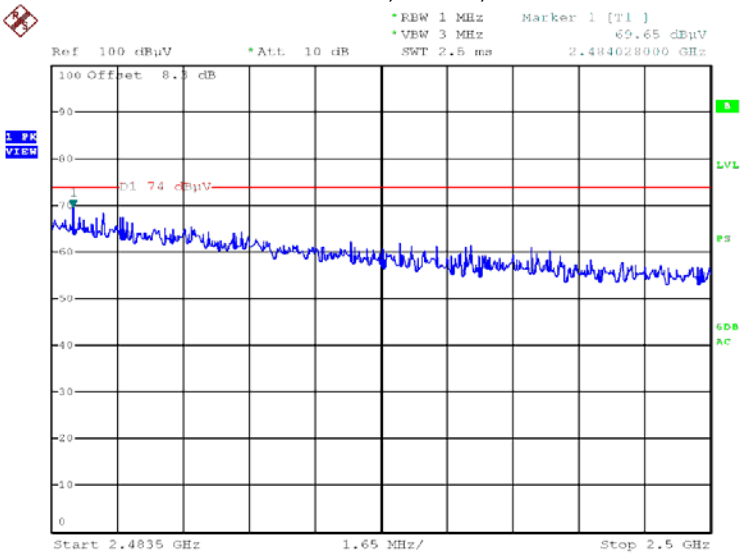

Date: 19.MAR.2013 14:27:34

HIGH CHANNEL BANDEDGE, AVERAGE, VERT

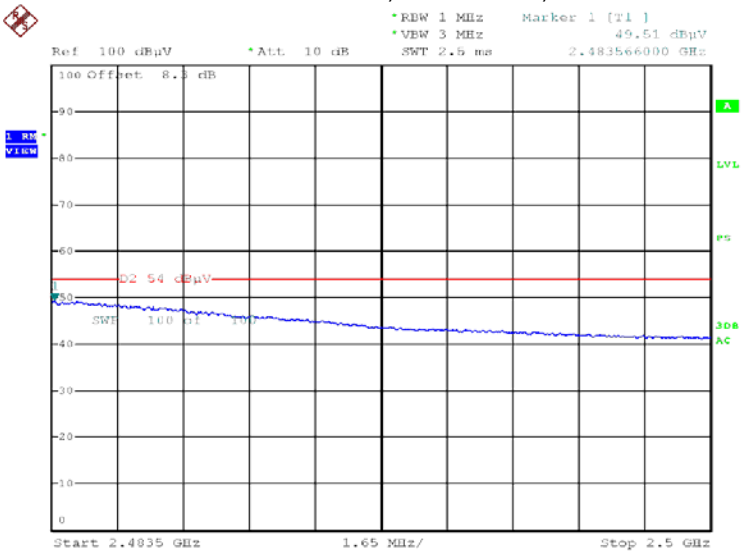

Date: 19.MAR.2013 14:29:14

This report shall not be reproduced except in full, without the written approval of UL Verification Services Inc.

HARMONICS AND SPURIOUS EMISSIONS

LOW CHANNEL

HORIZONTAL

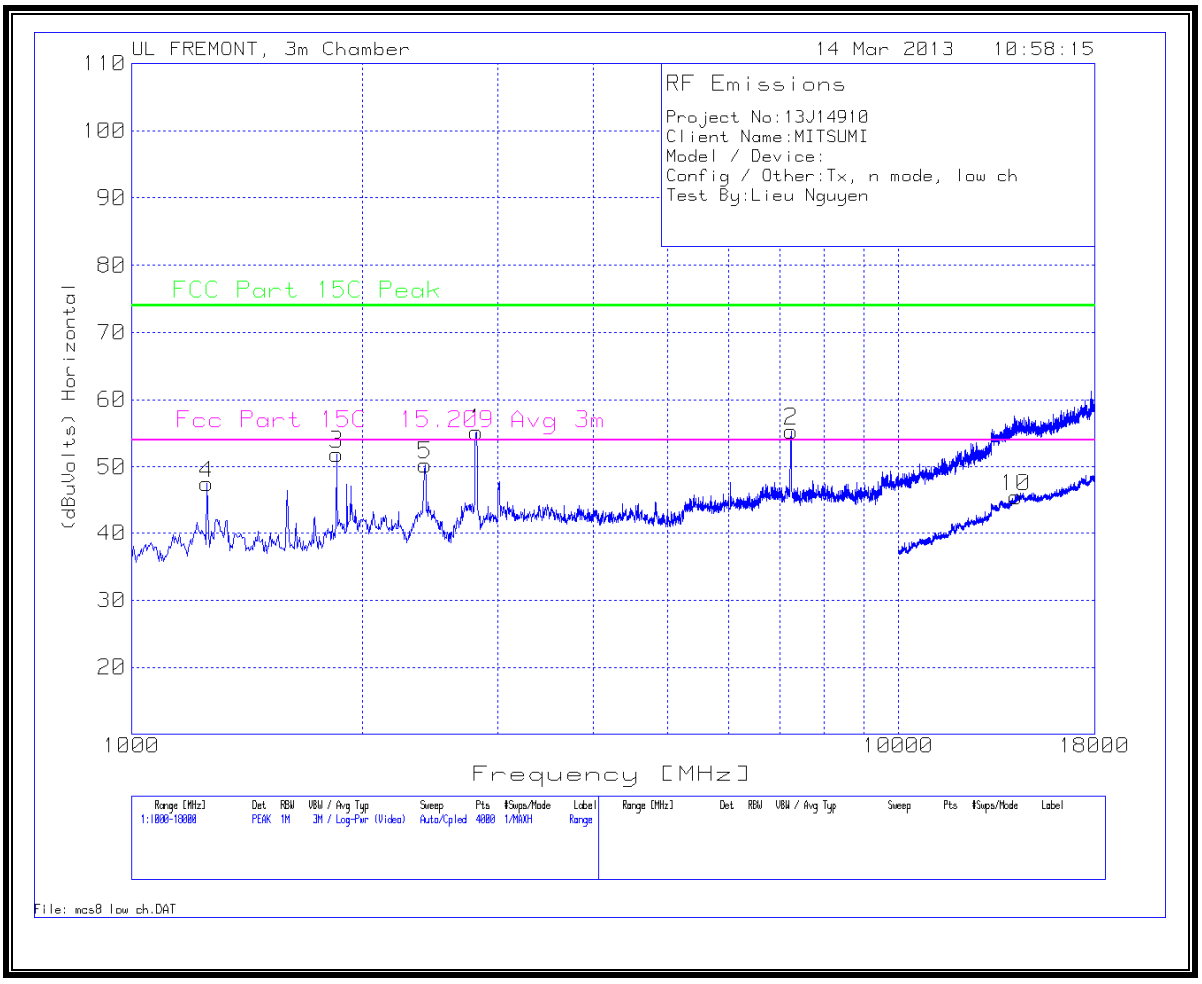

This report shall not be reproduced except in full, without the written approval of UL Verification Services Inc.

VERTICAL

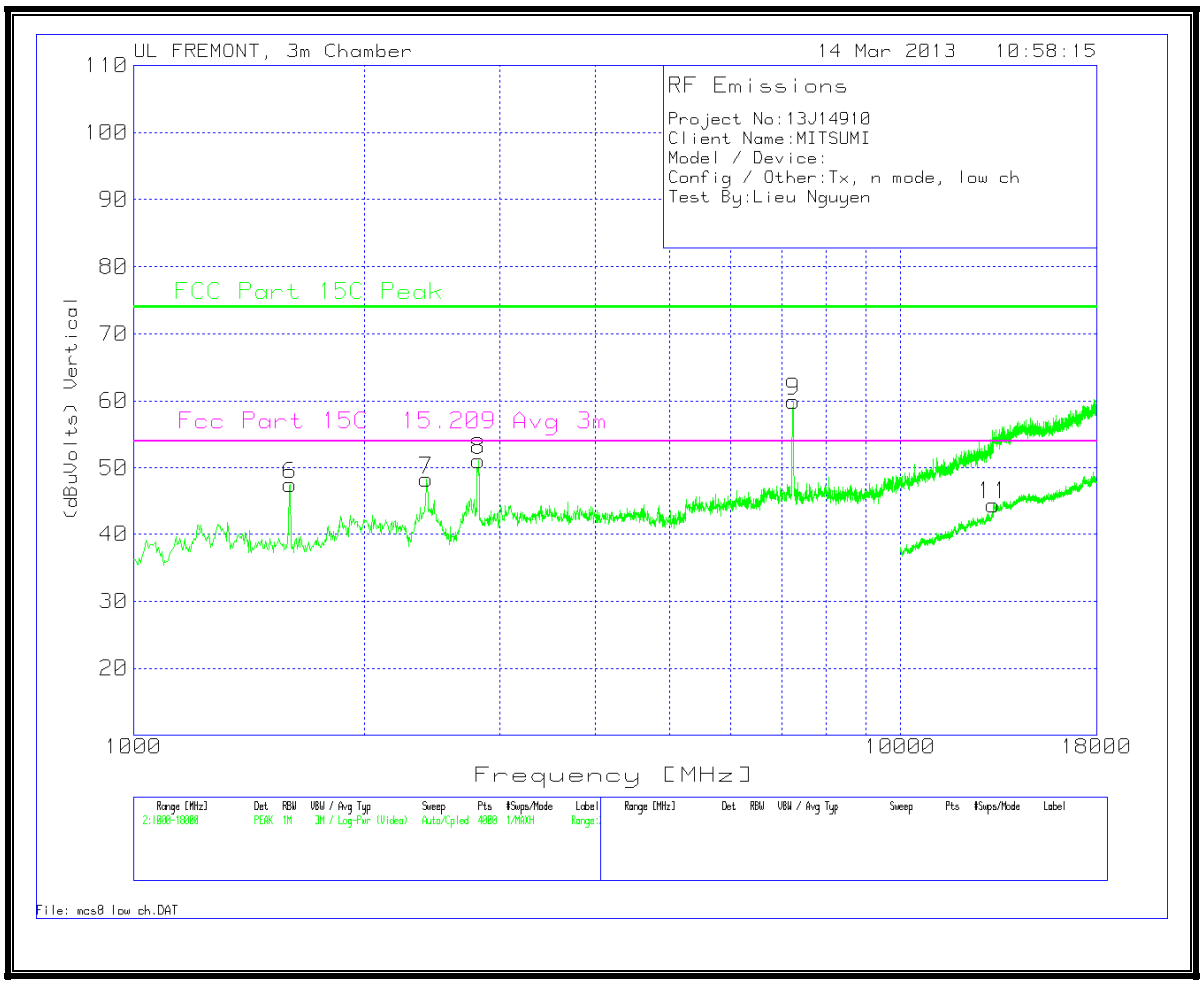

This report shall not be reproduced except in full, without the written approval of UL Verification Services Inc.

LOW CHANNEL DATA

Project No:13J14910
Client Name:MITSUMI
Model / Device:
Config / Other:Tx, n mode, low ch
Test By:Lieu Nguyen

Range 1 1000 - 18000MHz

Marker No.	Test Frequency	Meter Reading	Detector	T119	Loop w/T34	T166 BRF 2.4-2.5 GHz	(dBuVolts)	FCC Part 15C Peak	Margin	Fcc Part 15C 15.209 Avg 3m	Margin	Height [cm]	Polarity
1	2813.39	50.77	PK	32.7	-28.8	0.5	55.17	74	-18.83	54	1.17	201	Horz
2	7242.818	42.36	PK	35.6	-23.1	0.5	55.36	68.2	-12.84	-	-	99	Horz
3	1849.363	51.7	PK	30.7	-31	0.5	51.9	68.2	-16.3	-	-	99	Horz
4	1254.809	50.16	PK	29.8	-33.1	0.5	47.36	68.2	-20.84	-	-	99	Horz
5	2414.189	47.44	PK	32.1	-29.7	0.5	50.34	68.2	-17.86	-	-	201	Horz

Range:2 1000 - 18000MHz

Marker No.	Test Frequency	Meter Reading	Detector	T119	Loop w/T34	T166 BRF 2.4-2.5 GHz	(dBuVolts)	FCC Part 15C Peak	Margin	Fcc Part 15C 15.209 Avg 3m	Margin	Height [cm]	Polarity
6	1598.801	50.65	PK	28.1	-31.9	0.5	47.35	68.2	-20.85	-	-	200	Vert
7	2409.943	45.28	PK	32.1	-29.7	0.5	48.18	68.2	-20.02	-	-	99	Vert
8	2817.637	46.66	PK	32.7	-28.8	0.5	51.06	74	-22.94	54	-2.94	99	Vert
9	7238.571	46.97	PK	35.6	-23.1	0.5	59.97	68.2	-8.23	-	-	99	Vert

Range:3 10000 - 18000MHz

Marker No.	Test Frequency	Meter Reading	Detector	T119	Loop w/T34	T166 BRF 2.4-2.5 GHz	(dBuVolts)	FCC Part 15C Peak	Margin	Fcc Part 15C 15.209 Avg 3m	Margin	Height [cm]	Polarity
10	14217.891	21.51	PK	39.2	-15.8	0.5	45.41	68.2	-22.79	-	-	201	Horz

Range:4 10000 - 18000MHz

Marker No.	Test Frequency	Meter Reading	Detector	T119	Loop w/T34	T166 BRF 2.4-2.5 GHz	(dBuVolts)	FCC Part 15C Peak	Margin	Fcc Part 15C 15.209 Avg 3m	Margin	Height [cm]	Polarity
11	13198.401	21.72	PK	39	-16.8	0.5	44.42	68.2	-23.78	-	-	201	Vert

Range 1 1000 - 18000MHz

Marker No.	Test Frequency	Meter Reading	Detector	T119	Loop w/T34	T166 BRF 2.4-2.5 GHz	(dBuVolts)	FCC Part 15C Peak	Margin	Fcc Part 15C 15.209 Avg 3m	Margin	Height [cm]	Polarity
1	2816.5	41.38	Av	32.7	-28.8	0.5	45.78	-	-	54	-8.22	106	Horz
8	2811.78	34.74	Av	32.7	-28.8	0.5	39.14	-	-	54	-14.86	301	Vert

PK - Peak detector
QP - Quasi-Peak detector
Av - Average detector

This report shall not be reproduced except in full, without the written approval of UL Verification Services Inc.

MID CHANNEL
HORIZONTAL

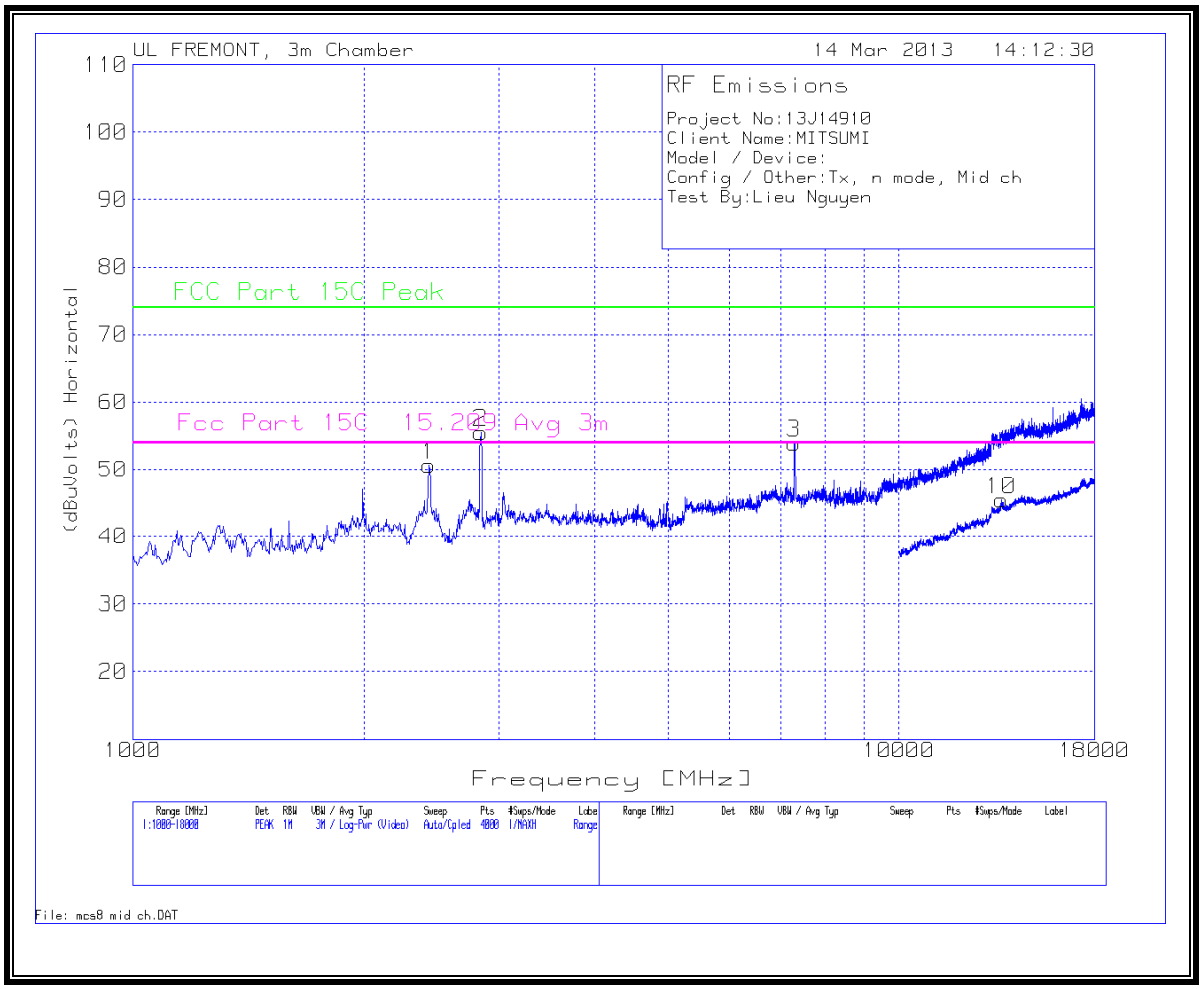

This report shall not be reproduced except in full, without the written approval of UL Verification Services Inc.

VERTICAL

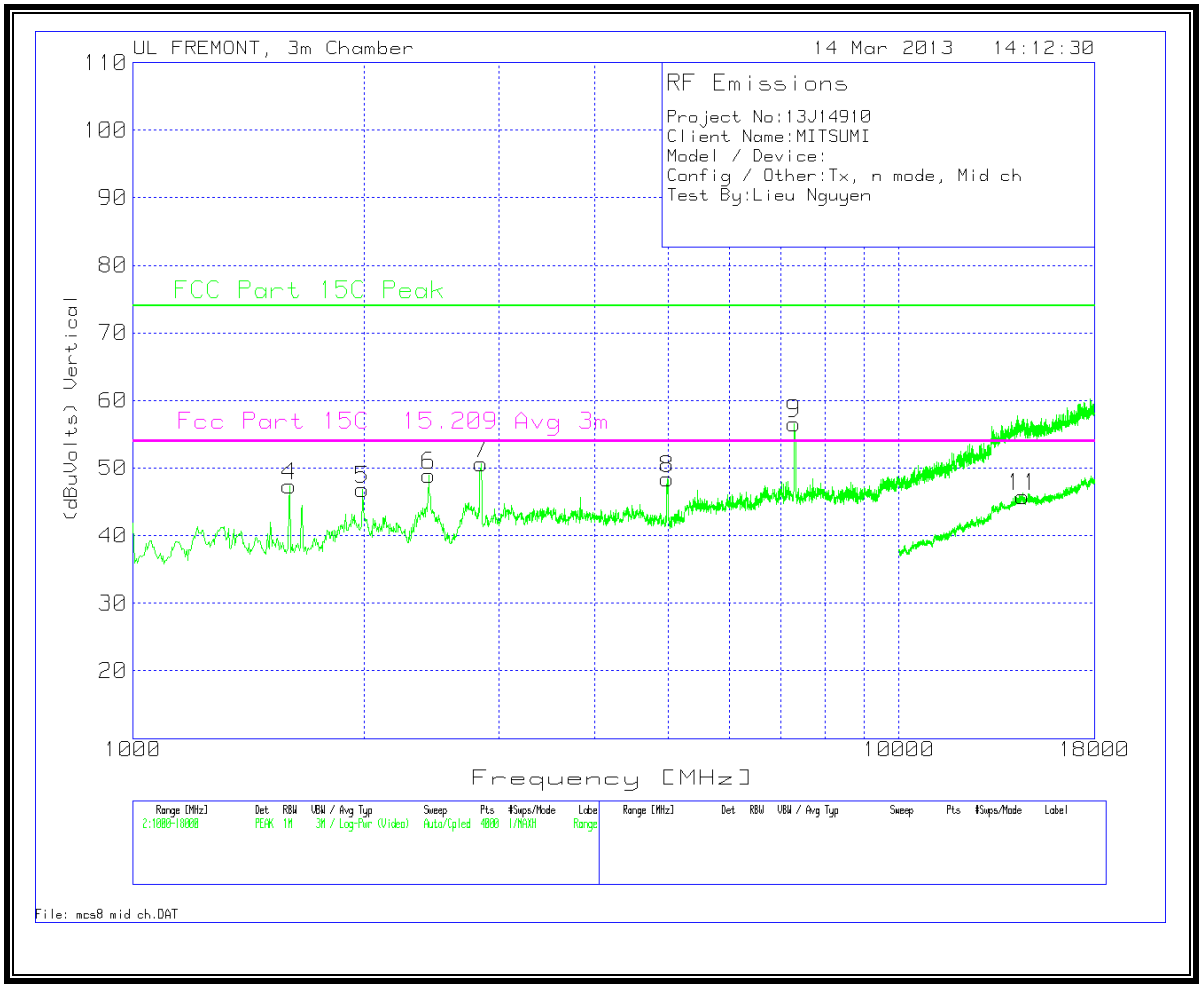

This report shall not be reproduced except in full, without the written approval of UL Verification Services Inc.

MID CHANNEL DATA

Project No:13J14910
Client Name:MITSUMI
Model / Device:
Config / Other:Tx, n mode, Mid ch
Test By:Lieu Nguyen

1 1000 - 18000MHz

Marker No.	Test Frequency	Meter Reading	Detector	T119	Loop w/T34	T166 BRF 2.4-2.5 GHz	(dBuVolts)	FCC Part 15C Peak	Margin	Fcc Part 15C 15.209 Avg 3m	Margin	Height [cm]	Polarity
1	2431.177	47.62	PK	32.2	-29.7	0.5	50.62	74	-23.38	54	-3.38	200	Horz
2	2843.118	51.15	PK	32.7	-28.8	0.5	55.55	74	-18.45	54	1.55	200	Horz
3	7302.273	40.82	PK	35.6	-23	0.5	53.92	74	-20.08	54	-0.08	200	Horz

2 1000 - 18000MHz

Marker No.	Test Frequency	Meter Reading	Detector	T119	Loop w/T34	T166 BRF 2.4-2.5 GHz	(dBuVolts)	FCC Part 15C Peak	Margin	Fcc Part 15C 15.209 Avg 3m	Margin	Height [cm]	Polarity
4	1598.801	50.65	PK	28.1	-31.9	0.5	47.35	74	-26.65	54	-6.65	99	Vert
5	1993.755	45.48	PK	31.6	-30.7	0.5	46.88	74	-27.12	54	-7.12	99	Vert
6	2431.177	45.98	PK	32.2	-29.7	0.5	48.98	74	-25.02	54	-5.02	200	Vert
7	2847.364	46.25	PK	32.7	-28.8	0.5	50.65	74	-23.35	54	-3.35	99	Vert
8	4979.266	38.95	PK	34	-25	0.5	48.45	74	-25.55	54	-5.55	200	Vert
9	7298.026	43.52	PK	35.6	-23	0.5	56.62	74	-17.38	54	2.62	99	Vert

3 10000 - 18000MHz

Marker No.	Test Frequency	Meter Reading	Detector	T119	Loop w/T34	T166 BRF 2.4-2.5 GHz	(dBuVolts)	FCC Part 15C Peak	Margin	Fcc Part 15C 15.209 Avg 3m	Margin	Height [cm]	Polarity
10	13622.189	22.14	PK	38.8	-16.1	0.5	45.34	74	-28.66	54	-8.66	200	Horz

4 10000 - 18000MHz

Marker No.	Test Frequency	Meter Reading	Detector	T119	Loop w/T34	T166 BRF 2.4-2.5 GHz	(dBuVolts)	FCC Part 15C Peak	Margin	Fcc Part 15C 15.209 Avg 3m	Margin	Height [cm]	Polarity
11	14501.749	21.69	PK	39.6	-16	0.5	45.79	74	-28.21	54	-8.21	201	Vert

This report shall not be reproduced except in full, without the written approval of UL Verification Services Inc.

HIGH CHANNEL
HORIZONTAL

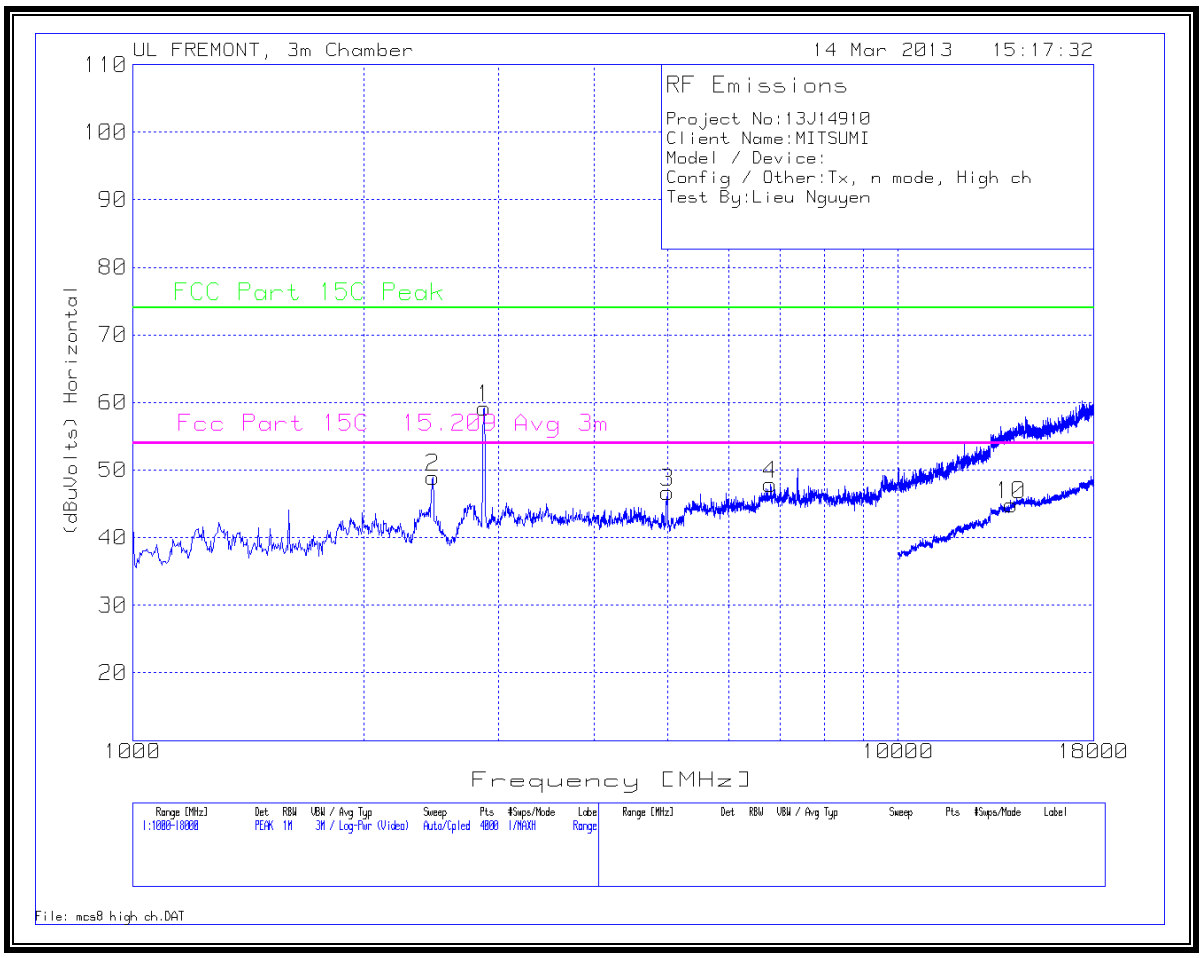

This report shall not be reproduced except in full, without the written approval of UL Verification Services Inc.

VERTICAL

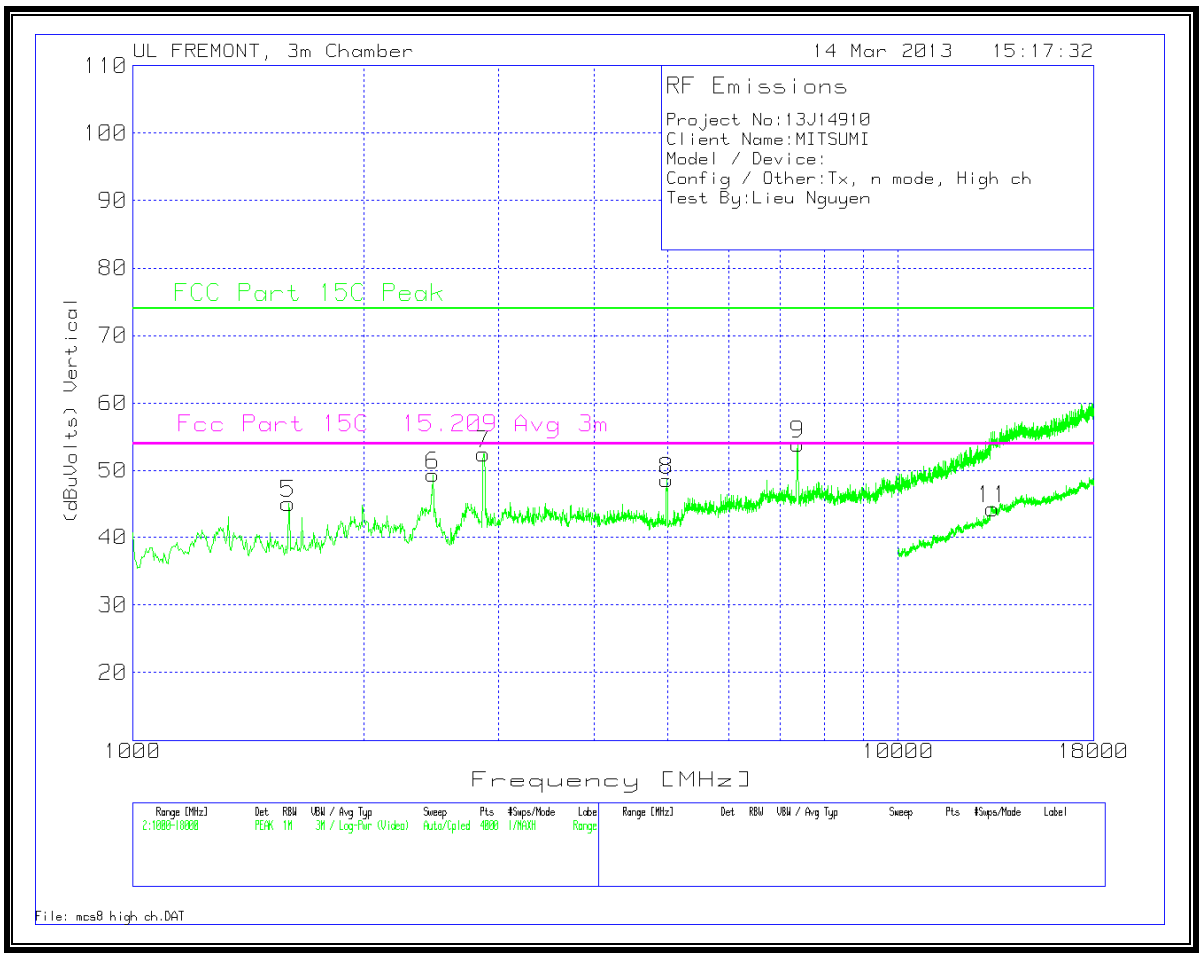

This report shall not be reproduced except in full, without the written approval of UL Verification Services Inc.

PEAK DATA

Project No:13J14910
Client Name:MITSUMI
Model / Device:
Config / Other:Tx, n mode, High ch
Test By:Lieu Nguyen

Range 1 1000 - 18000MHz

Marker No.	Test Frequency	Meter Reading	Detector	T119	Loop w/T34	T166 BRF 2.4-2.5 GHz	(dBuVolts)	FCC Part 15C Peak	Margin	Fcc Part 15C 15.209 Avg 3m	Margin	Height [cm]	Polarity
1	2877.092	54.73	PK	32.7	-28.8	0.5	59.13	74	-14.87	54	5.13	200	Horz
2	2465.151	45.79	PK	32.2	-29.6	0.5	48.89	74	-25.11	54	-5.11	200	Horz
3	4992.006	37.16	PK	34	-25	0.5	46.66	74	-27.34	54	-7.34	200	Horz
4	6805.396	35.06	PK	35.6	-23.3	0.5	47.86	74	-26.14	54	-6.14	100	Horz

Range:2 1000 - 18000MHz

Marker No.	Test Frequency	Meter Reading	Detector	T119	Loop w/T34	T166 BRF 2.4-2.5 GHz	(dBuVolts)	FCC Part 15C Peak	Margin	Fcc Part 15C 15.209 Avg 3m	Margin	Height [cm]	Polarity
5	1594.554	48.31	PK	28.1	-31.9	0.5	45.01	74	-28.99	54	-8.99	201	Vert
6	2465.151	46.27	PK	32.2	-29.6	0.5	49.37	74	-24.63	54	-4.63	201	Vert
7	2868.599	48.11	PK	32.7	-28.8	0.5	52.51	74	-21.49	54	-1.49	201	Vert
8	4987.759	38.99	PK	34	-25	0.5	48.49	74	-25.51	54	-5.51	201	Vert
9	7382.963	40.78	PK	35.7	-23	0.5	53.98	74	-20.02	54	-0.02	100	Vert

Range:3 10000 - 18000MHz

Marker No.	Test Frequency	Meter Reading	Detector	T119	Loop w/T34	T166 BRF 2.4-2.5 GHz	(dBuVolts)	FCC Part 15C Peak	Margin	Fcc Part 15C 15.209 Avg 3m	Margin	Height [cm]	Polarity
10	14041.979	21.32	PK	38.9	-15.8	0.5	44.92	74	-29.08	54	-9.08	201	Horz

Range:4 10000 - 18000MHz

Marker No.	Test Frequency	Meter Reading	Detector	T119	Loop w/T34	T166 BRF 2.4-2.5 GHz	(dBuVolts)	FCC Part 15C Peak	Margin	Fcc Part 15C 15.209 Avg 3m	Margin	Height [cm]	Polarity
11	13286.357	21.2	PK	39.2	-16.7	0.5	44.2	74	-29.8	54	-9.8	100	Vert

This report shall not be reproduced except in full, without the written approval of UL Verification Services Inc.

AVERAGE DATA

Project No:13J14910
Client Name:MITSUMI
Model / Device:
Config / Other:Tx, n mode, High ch
Test By:Lieu Nguyen

1 1000 - 18000MHz

Test Frequency	Meter Reading	Detector	T119	Loop w/T34	T166 BRF 2.4-2.5 GHz	(dBuVolts)	FCC Part 15C Peak	Margin	Fcc Part 15C 15.209 Avg 3m	Margin	Azimuth [Degs]	Height [cm]	Polarity
7382.48	28.91	MAv1	35.7	-23	0.5	42.11	74	-31.89	54	-11.89	0	100	Vert
4983.04	25.08	MAv1	34	-25	0.5	34.58	74	-39.42	54	-19.42	252	156	Vert
2870.16	38.69	MAv1	32.7	-28.8	0.5	43.09	74	-30.91	54	-10.91	116	146	Vert
2876.12	42.23	MAv1	32.7	-28.8	0.5	46.63	74	-27.37	54	-7.37	0	216	Horz

This report shall not be reproduced except in full, without the written approval of UL Verification Services Inc.

9.2.5 802.11n HT40 CDD MCS0 2TX MODE, 2.4 GHz BAND

RESTRICTED BANDEDGE (LOW CHANNEL)

LOW CHANNEL RESTRICTED, PEAK, HORIZ

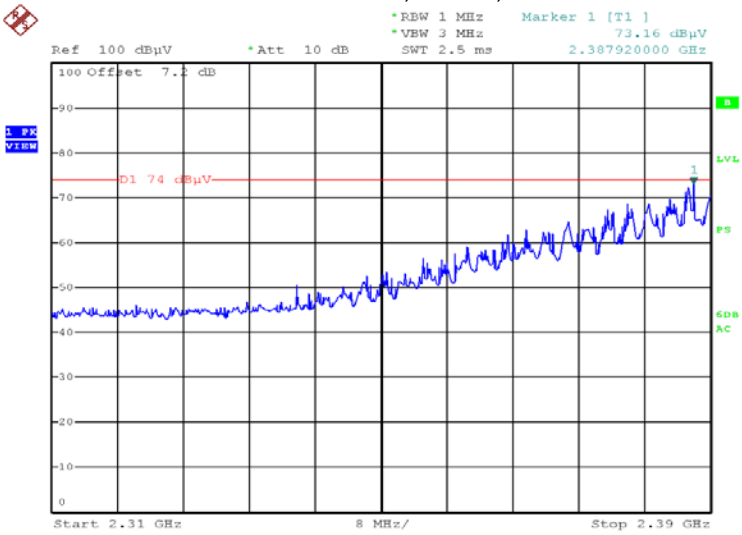

Date: 21.MAR.2013 08:52:13

LOW CHANNEL RESTRICTED, AVERAGE, HORIZ

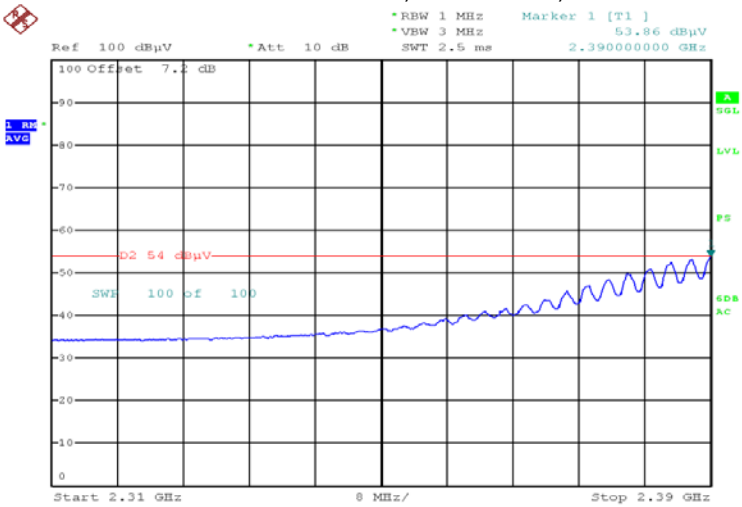

Date: 21.MAR.2013 08:53:38

This report shall not be reproduced except in full, without the written approval of UL Verification Services Inc.

LOW CHANNEL RESTRICTED, PEAK, VERT

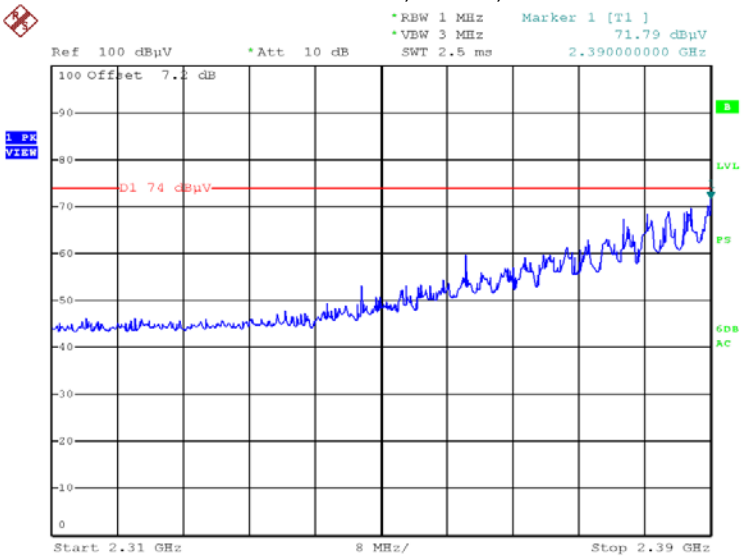

Date: 21.MAR.2013 09:00:19

LOW CHANNEL RESTRICTED, AVERAGE, VERT

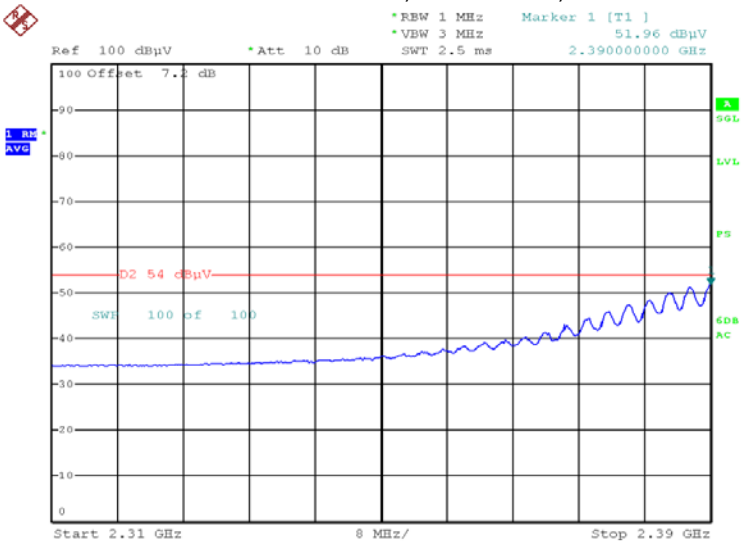

Date: 21.MAR.2013 08:59:05

This report shall not be reproduced except in full, without the written approval of UL Verification Services Inc.

AUTHORIZED BANDEDGE (HIGH CHANNEL)

HIGH CHANNEL BANDEDGE, PEAK, HORIZ

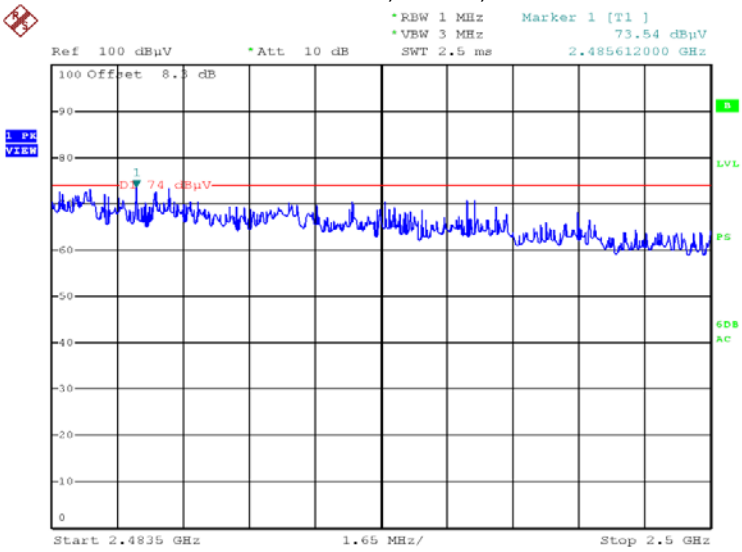

Date: 21.MAR.2013 09:56:49

HIGH CHANNEL BANDEDGE, AVERAGE, HORIZ

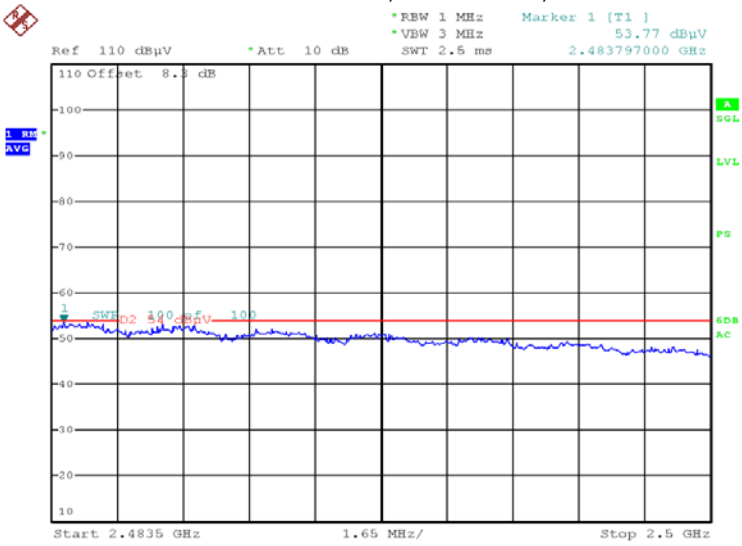

Date: 21.MAR.2013 09:52:35

This report shall not be reproduced except in full, without the written approval of UL Verification Services Inc.

HIGH CHANNEL BANDEDGE, PEAK, VERT

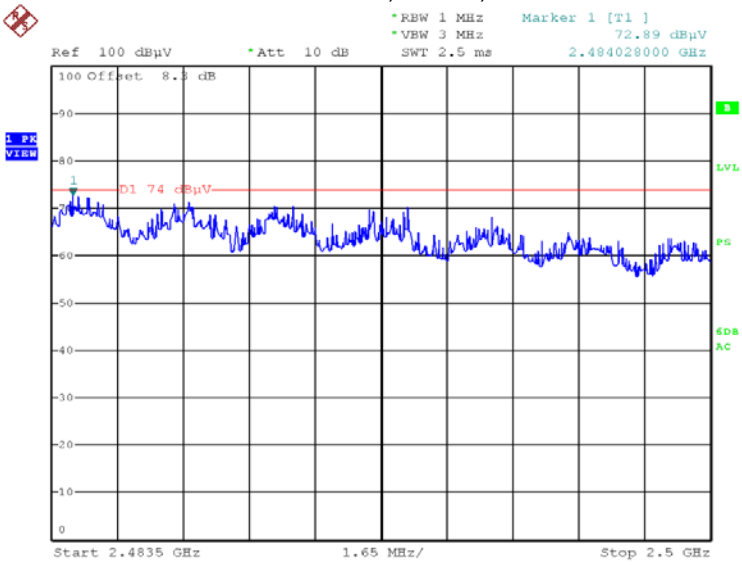

Date: 21.MAR.2013 10:03:08

HIGH CHANNEL BANDEDGE, AVERAGE, VERT

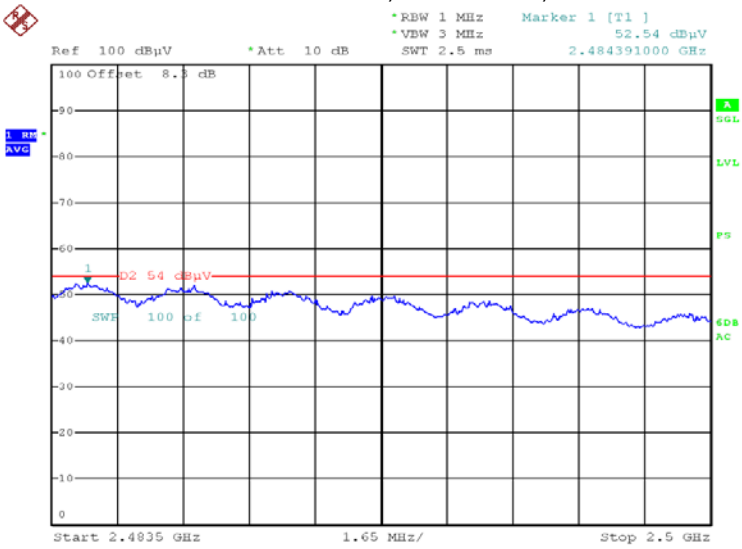

Date: 21.MAR.2013 10:05:20

This report shall not be reproduced except in full, without the written approval of UL Verification Services Inc.

HARMONICS AND SPURIOUS EMISSIONS

LOW CHANNEL

HORIZONTAL

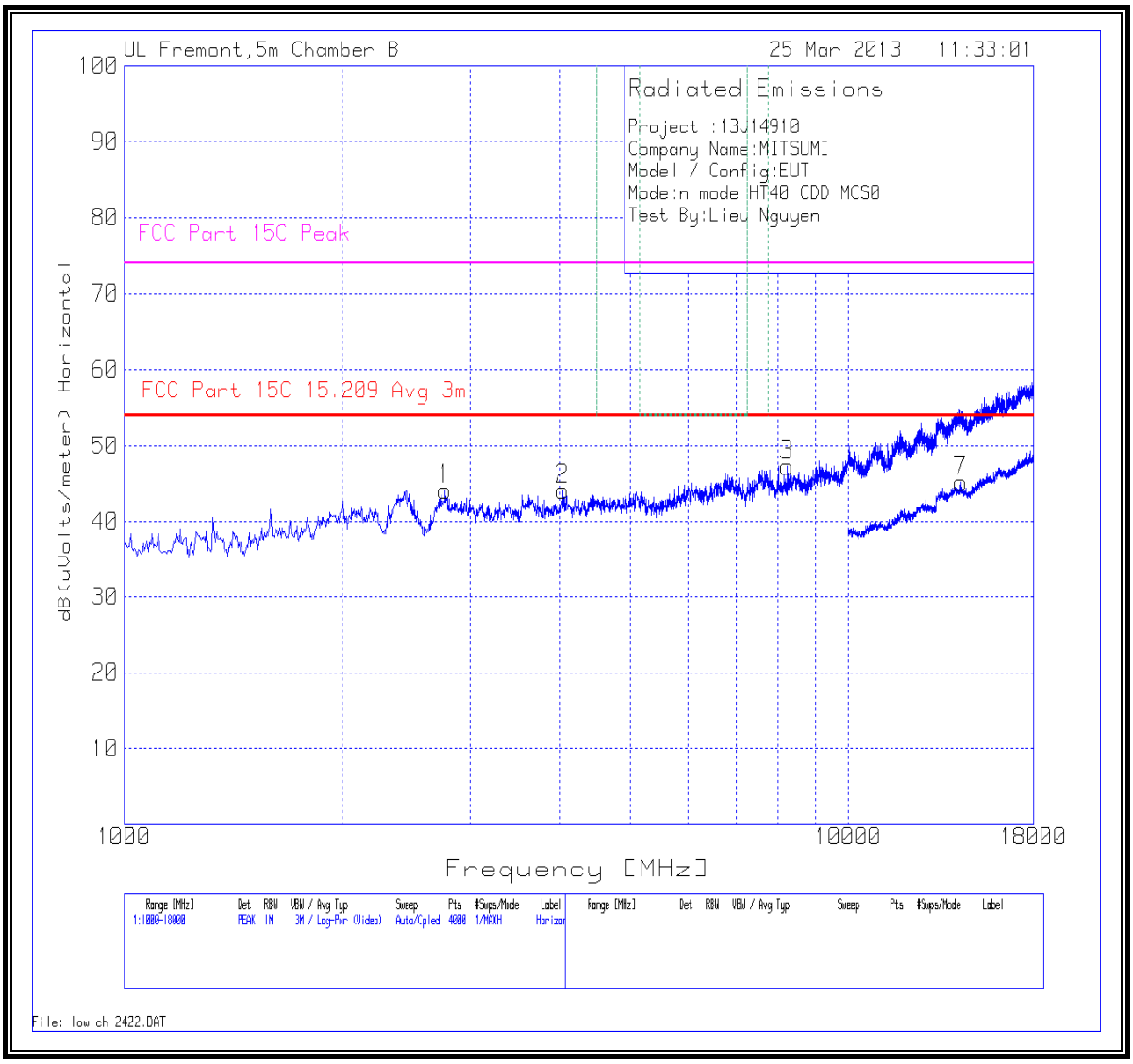

This report shall not be reproduced except in full, without the written approval of UL Verification Services Inc.

VERTICAL

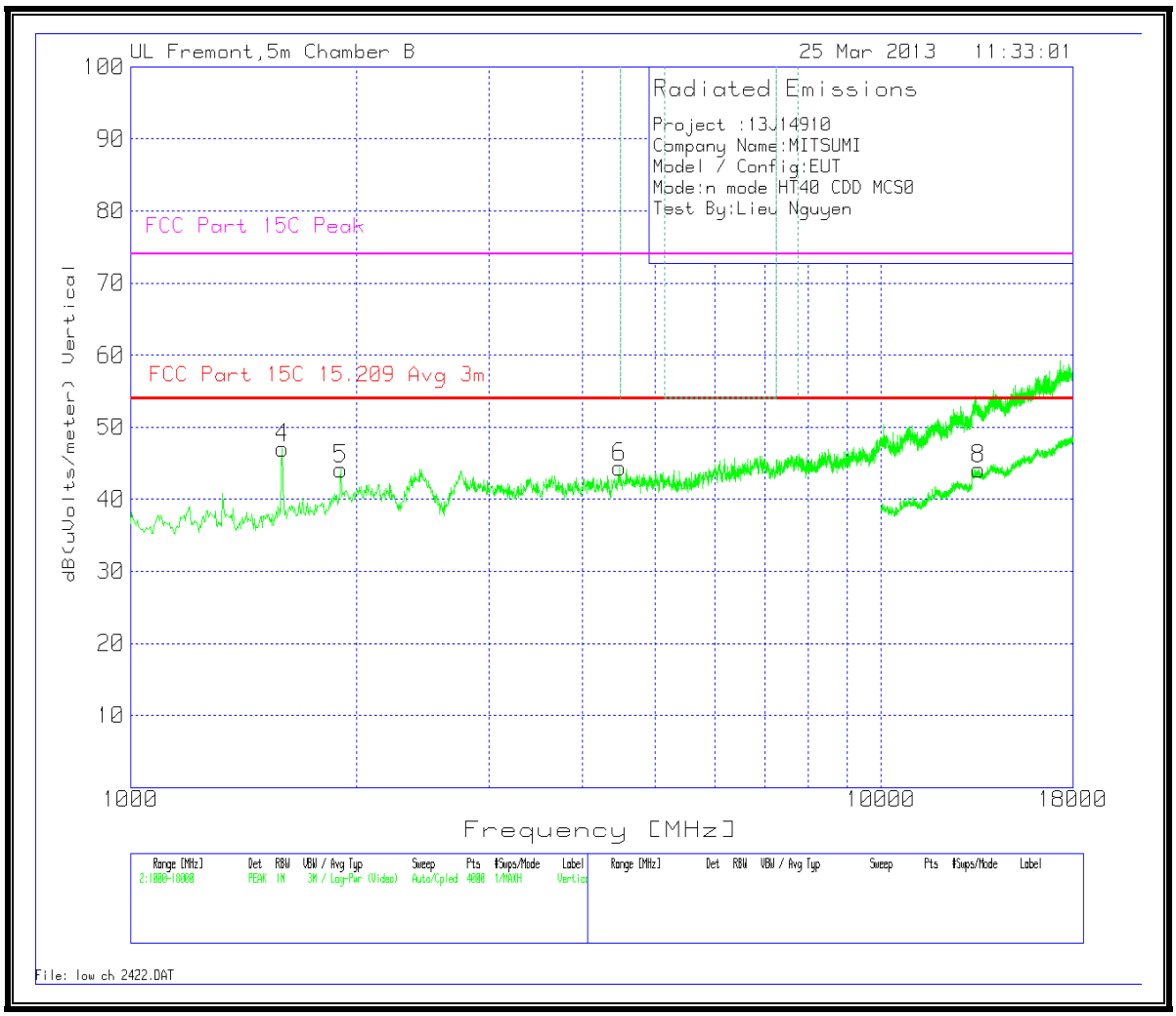

This report shall not be reproduced except in full, without the written approval of UL Verification Services Inc.

LOW CHANNEL DATA

Project :13J14910
Company Name:MITSUMI
Model / Config:EUT
Mode:n mode HT40 CDD MCS0
Test By:Lieu Nguyen

Horizontal 1000 - 18000MHz

Marker No.	Test Frequency (MHz)	Meter Reading (dBuV)	Detector	T345 Ant Factor [dB/m]	Preamp Gain	Cable Factor	T160 BRF	dB(uVolts /meter)	FCC Part 15C 15.209 Avg 3m	Margin	FCC Part 15C Peak	Margin	Height [cm]	Polarity
1	2775.169	40.56	PK	32.8	-35.1	5	0.9	44.16	54	-9.84	74	-29.84	100	Horz
2	4032.226	38.44	PK	33.9	-34.8	6.3	0.3	44.14	54	-9.86	74	-29.86	200	Horz
3	8240.819	36.61	PK	36.1	-35.2	9.4	0.4	47.31	54	-6.69	74	-26.69	200	Horz

Vertical 1000 - 18000MHz

Marker No.	Test Frequency (MHz)	Meter Reading (dBuV)	Detector	T345 Ant Factor [dB/m]	Preamp Gain	Cable Factor	T160 BRF	dB(uVolts /meter)	FCC Part 15C 15.209 Avg 3m	Margin	FCC Part 15C Peak	Margin	Height [cm]	Polarity
4	1594.554	48.96	PK	28.9	-35.2	3.8	0.6	47.06	-	-	68.2	-21.14	200	Vert
5	1908.818	43.05	PK	31.2	-35	4.1	0.8	44.15	-	-	68.2	-24.05	100	Vert
6	4478.141	37.87	PK	34.5	-34.9	6.7	0.3	44.47	-	-	68.2	-23.73	200	Vert

Horizontal 10000 - 18000MHz

Marker No.	Test Frequency (MHz)	Meter Reading (dBuV)	Detector	T345 Ant Factor [dB/m]	Preamp Gain	Cable Factor	T160 BRF	dB(uVolts /meter)	FCC Part 15C 15.209 Avg 3m	Margin	FCC Part 15C Peak	Margin	Height [cm]	Polarity
7	14289.855	24.94	PK	39.5	-32.4	12.8	0.4	45.24	-	-	68.2	-22.96	100	Horz

Vertical 10000 - 18000MHz

Marker No.	Test Frequency (MHz)	Meter Reading (dBuV)	Detector	T345 Ant Factor [dB/m]	Preamp Gain	Cable Factor	T160 BRF	dB(uVolts /meter)	FCC Part 15C 15.209 Avg 3m	Margin	FCC Part 15C Peak	Margin	Height [cm]	Polarity
8	13482.259	24.25	PK	39.1	-32	12.4	0.4	44.15	-	-	68.2	-24.05	200	Vert

PK - Peak detector
QP - Quasi-Peak detector
Av - Average detector

This report shall not be reproduced except in full, without the written approval of UL Verification Services Inc.

MID CHANNEL
HORIZONTAL

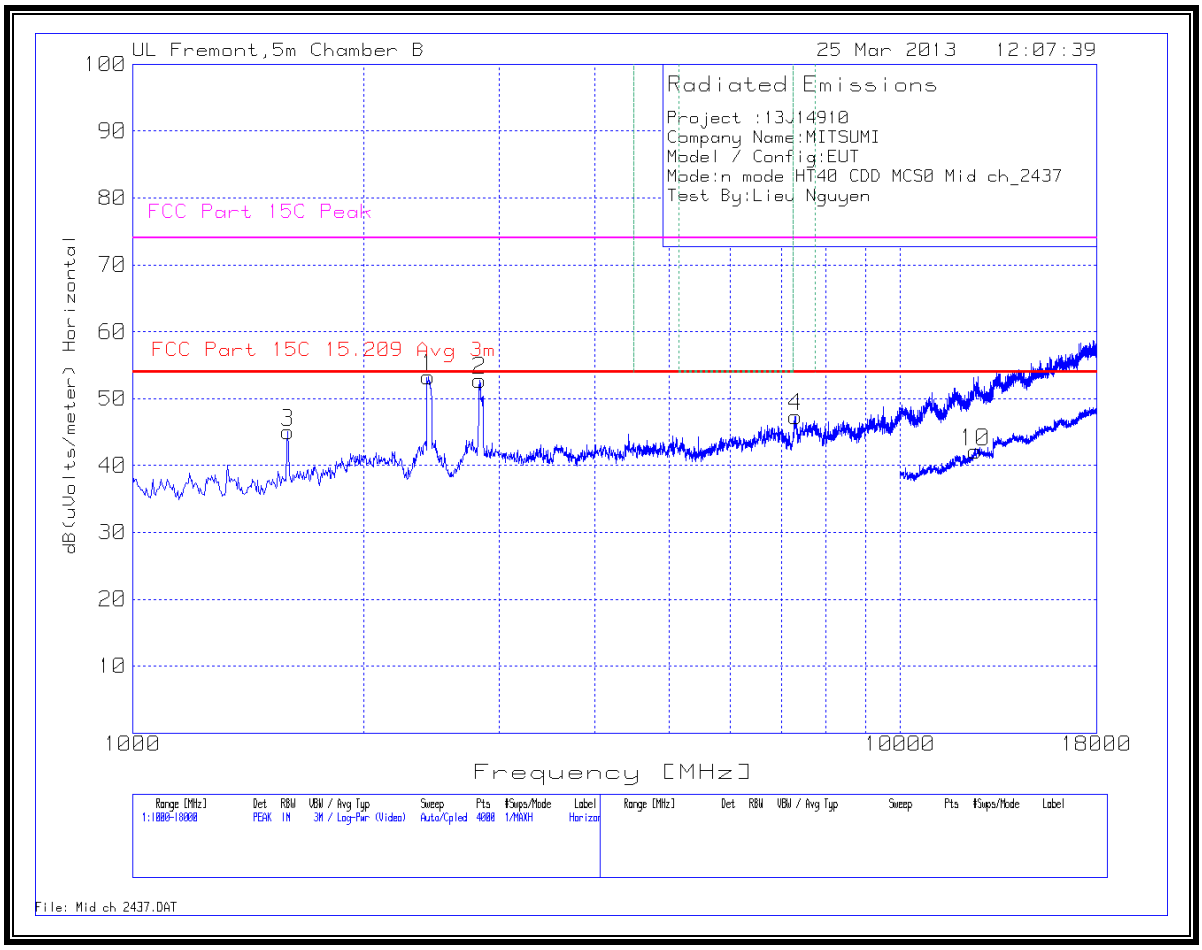

This report shall not be reproduced except in full, without the written approval of UL Verification Services Inc.

VERTICAL

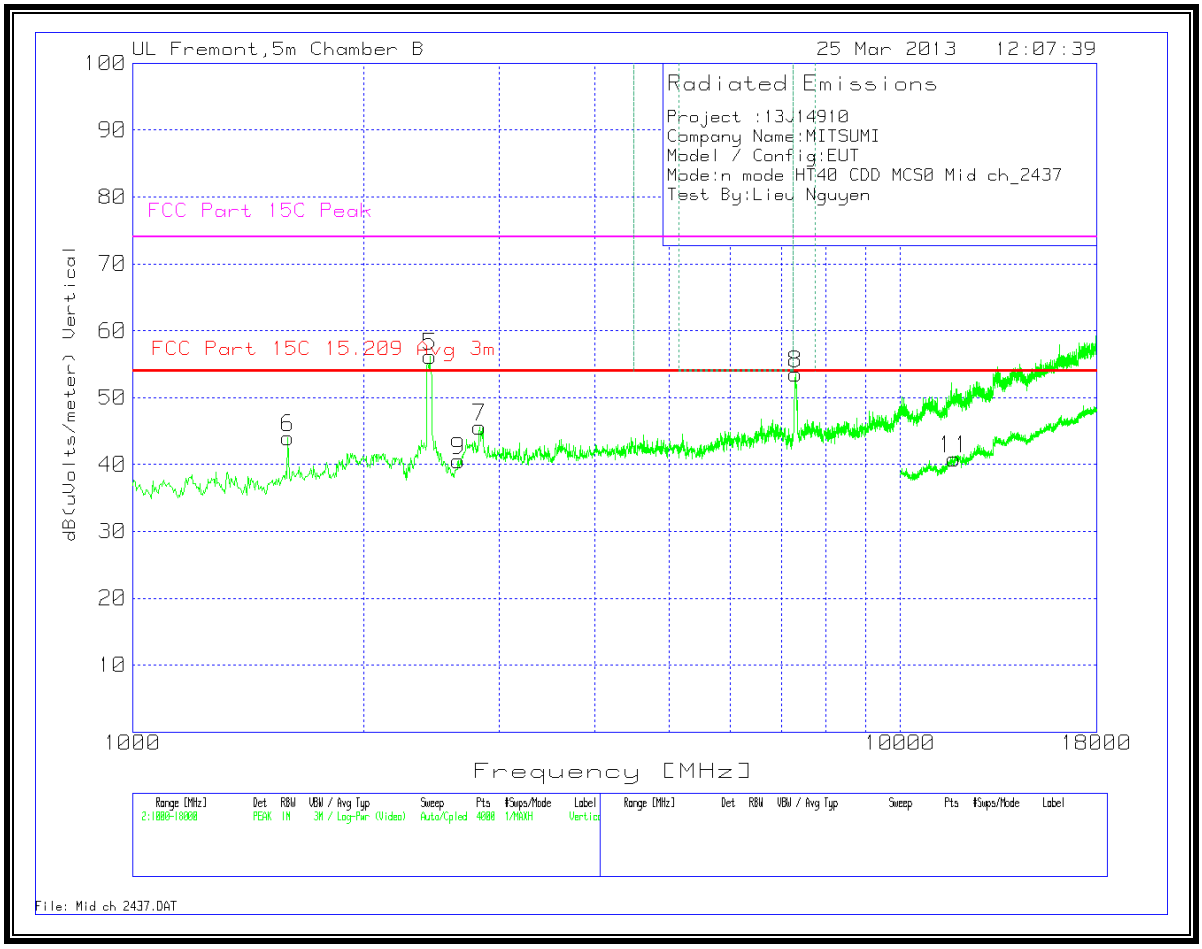

This report shall not be reproduced except in full, without the written approval of UL Verification Services Inc.