10. SETUP PHOTOS

ANTENNA PORT CONDUCTED RF MEASUREMENT SETUP

ANTENNA PORT CONDUCTED PHOTO



ANTENNA PORT CONDUCTED PHOTO – CLOSE UP

This report shall not be reproduced except in full, without the written approval of UL Verification Services Inc

RADIATED RF MEASUREMENT SETUP FOR PORTABLE CONFIGURATION

X-AXIS FRONT PHOTO – WORST ORIENTATION



Y-AXIS FRONT PHOTO



This report shall not be reproduced except in full, without the written approval of UL Verification Services Inc

Z-AXIS FRONT PHOTO



This report shall not be reproduced except in full, without the written approval of UL Verification Services Inc

X IS WORST ORIENTATION

BELOW 1GHz - RADIATED RF MEASUREMENT SETUP

RADIATED FRONT PHOTO



RADIATED BACK PHOTO



This report shall not be reproduced except in full, without the written approval of UL Verification Services Inc

ABOVE 1GHz - RADIATED RF MEASUREMENT SETUP

RADIATED FRONT PHOTO



RADIATED BACK PHOTO



This report shall not be reproduced except in full, without the written approval of UL Verification Services Inc

POWERLINE CONDUCTED EMISSIONS MEASUREMENT SETUP

LINE CONDUCTED FRONT PHOTO

LINE CONDUCTED BACK PHOTO



END OF REPORT

This report shall not be reproduced except in full, without the written approval of UL Verification Services Inc