Appendix B - DAE & Probe Calibration Certificate

Calibration Laboratory of
Schmid & Partner
Engineering AG
Zeughausstrasse 43, 8004 Zurich, Switzerland

S Schweizerischer Kalibrierdienst
C Service suisse d'étalonnage
S Servizio svizzero di taratura
Swiss Calibration Service

Accredited by the Swiss Accreditation Service (SAS)
The Swiss Accreditation Service is one of the signatories to the EA Multilateral Agreement for the recognition of calibration certificates

Accreditation No.: SCS 0108

Client SGS-TW (Auden)

Certificate No: DAE4-856_Apr18

CALIBRATION CERTIFICATE

Object	DAE4 - SD 000 D04 BM - SN: 856
Calibration procedure(s)	QA CAL-06.v29 Calibration procedure for the data acquisition electronics (DAE)
Calibration date:	April 21, 2018

This calibration certificate documents the traceability to national standards, which realize the physical units of measurements (SI). The measurements and the uncertainties with confidence probability are given on the following pages and are part of the certificate.

All calibrations have been conducted in the closed laboratory facility: environment temperature (22 ± 3)°C and humidity < 70%.

Calibration Equipment used (M&TE critical for calibration)

Primary Standards	ID #	Cal Date (Certificate No.)	Scheduled Calibration
Keithley Multimeter Type 2001	SN: 0810278	31-Aug-17 (No:21092)	Aug-18
Secondary Standards	**ID #**	**Check Date (in house)**	**Scheduled Check**
Auto DAE Calibration Unit	SE UWS 053 AA 1001	04-Jan-18 (in house check)	In house check: Jan-19
Calibrator Box V2.1	SE UMS 005 AA 1002	04-Jan-18 (in house check)	In house check: Jan-19

	Name	Function	Signature
Calibrated by:	Adrian Gehring	Laboratory Technician	
Approved by:	Sven Kühn	Deputy Manager	

Issued: April 21, 2018

This calibration certificate shall not be reproduced except in full without written approval of the laboratory.

Certificate No: DAE4-856_Apr18 Page 1 of 5

Unless otherwise stated the results shown in this test report refer only to the sample(s) tested and such sample(s) are retained for 90 days only.
除非另有說明，此報告結果僅對測試之樣品負責，同時此樣品僅保留90天。本報告未經本公司書面許可，不可部份複製。
This document is issued by the Company subject to its General Conditions of Service printed overleaf, available on request or accessible at www.sgs.com/terms_and_conditions.htm and for electronic format documents, subject to Terms and Conditions for Electronic Documents at www.sgs.com/terms_e-document.htm. Attention is drawn to the limitation of liability, indemnification and jurisdiction issues defined therein. Any holder of this document is advised that information contained hereon reflects the Company's findings at the time of its intervention only and within the limits of Client's instructions, if any. The Company's sole responsibility is to its Client and this document does not exonerate parties to a transaction from exercising all their rights and obligations under the transaction documents. This document cannot be reproduced except in full, without prior written approval of the Company. Any unauthorized alteration, forgery or falsification of the content or appearance of this document is unlawful and offenders may be prosecuted to the fullest extent of the law.

Calibration Laboratory of
Schmid & Partner
Engineering AG
Zeughausstrasse 43, 8004 Zurich, Switzerland

S Schweizerischer Kalibrierdienst
C Service suisse d'étalonnage
S Servizio svizzero di taratura
Swiss Calibration Service

Accredited by the Swiss Accreditation Service (SAS)
The Swiss Accreditation Service is one of the signatories to the EA Multilateral Agreement for the recognition of calibration certificates

Accreditation No.: SCS 0108

Glossary

DAE	data acquisition electronics
Connector angle	information used in DASY system to align probe sensor X to the robot coordinate system.

Methods Applied and Interpretation of Parameters

- *DC Voltage Measurement:* Calibration Factor assessed for use in DASY system by comparison with a calibrated instrument traceable to national standards. The figure given corresponds to the full scale range of the voltmeter in the respective range.
- *Connector angle*: The angle of the connector is assessed measuring the angle mechanically by a tool inserted. Uncertainty is not required.
- The following parameters as documented in the Appendix contain technical information as a result from the performance test and require no uncertainty.
  - *DC Voltage Measurement Linearity:* Verification of the Linearity at +10% and -10% of the nominal calibration voltage. Influence of offset voltage is included in this measurement.
  - *Common mode sensitivity:* Influence of a positive or negative common mode voltage on the differential measurement.
  - *Channel separation:* Influence of a voltage on the neighbor channels not subject to an input voltage.
  - *AD Converter Values with inputs shorted:* Values on the internal AD converter corresponding to zero input voltage
  - *Input Offset Measurement*: Output voltage and statistical results over a large number of zero voltage measurements.
  - *Input Offset Current:* Typical value for information; Maximum channel input offset current, not considering the input resistance.
  - *Input resistance:* Typical value for information: DAE input resistance at the connector, during internal auto-zeroing and during measurement.
  - *Low Battery Alarm Voltage:* Typical value for information. Below this voltage, a battery alarm signal is generated.
  - *Power consumption:* Typical value for information. Supply currents in various operating modes.

Unless otherwise stated the results shown in this test report refer only to the sample(s) tested and such sample(s) are retained for 90 days only.
除非另有說明，此報告結果僅對測試之樣品負責，同時此樣品僅保留90天。本報告未經本公司書面許可，不可部份複製。
This document is issued by the Company subject to its General Conditions of Service printed overleaf, available on request or accessible at www.sgs.com/terms_and_conditions.htm and for electronic format documents, subject to Terms and Conditions for Electronic Documents at www.sgs.com/terms_e-document.htm. Attention is drawn to the limitation of liability, indemnification and jurisdiction issues defined therein. Any holder of this document is advised that information contained hereon reflects the Company's findings at the time of its intervention only and within the limits of Client's instructions, if any. The Company's sole responsibility is to its Client and this document does not exonerate parties to a transaction from exercising all their rights and obligations under the transaction documents. This document cannot be reproduced except in full, without prior written approval of the Company. Any unauthorized alteration, forgery or falsification of the content or appearance of this document is unlawful and offenders may be prosecuted to the fullest extent of the law.

DC Voltage Measurement

A/D - Converter Resolution nominal

High Range: 1LSB = 6.1μV , full range = -100...+300 mV

Low Range: 1LSB = 61nV , full range = -1.....+3mV

DASY measurement parameters: Auto Zero Time: 3 sec; Measuring time: 3 sec

Calibration Factors	X	Y	Z
High Range	403.380 ± 0.02% (k=2)	404.500 ± 0.02% (k=2)	403.824 ± 0.02% (k=2)
Low Range	3.97569 ± 1.50% (k=2)	3.98803 ± 1.50% (k=2)	3.94148 ± 1.50% (k=2)

Connector Angle

Connector Angle to be used in DASY system	264.5 ° ± 1 °

Unless otherwise stated the results shown in this test report refer only to the sample(s) tested and such sample(s) are retained for 90 days only.
除非另有說明，此報告結果僅對測試之樣品負責，同時此樣品僅保留90天。本報告未經本公司書面許可，不可部份複製。
This document is issued by the Company subject to its General Conditions of Service printed overleaf, available on request or accessible at www.sgs.com/terms_and_conditions.htm and for electronic format documents, subject to Terms and Conditions for Electronic Documents at www.sgs.com/terms_e-document.htm. Attention is drawn to the limitation of liability, indemnification and jurisdiction issues defined therein. Any holder of this document is advised that information contained hereon reflects the Company's findings at the time of its intervention only and within the limits of Client's instructions, if any. The Company's sole responsibility is to its Client and this document does not exonerate parties to a transaction from exercising all their rights and obligations under the transaction documents. This document cannot be reproduced except in full, without prior written approval of the Company. Any unauthorized alteration, forgery or falsification of the content or appearance of this document is unlawful and offenders may be prosecuted to the fullest extent of the law.

SGS Taiwan Ltd. 台灣檢驗科技股份有限公司
No.134,Wu Kung Road, New Taipei Industrial Park, Wuku District, New Taipei City, Taiwan 24803/新北市五股區新北產業園區五工路 134 號
t (886-2) 2299-3279 f (886-2) 2298-0488 www.tw.sgs.com
Member of SGS Group

Appendix (Additional assessments outside the scope of SCS0108)

1. DC Voltage Linearity

High Range		Reading (µV)	Difference (µV)	Error (%)
Channel X	+ Input	199991.32	-3.93	-0.00
Channel X	+ Input	20000.89	-0.73	-0.00
Channel X	- Input	-19999.72	1.38	-0.01
Channel Y	+ Input	199995.30	0.19	0.00
Channel Y	+ Input	19999.58	-1.96	-0.01
Channel Y	- Input	-20002.18	-0.91	0.00
Channel Z	+ Input	199995.15	0.22	0.00
Channel Z	+ Input	19998.23	-3.34	-0.02
Channel Z	- Input	-20002.45	-1.22	0.01

Low Range		Reading (µV)	Difference (µV)	Error (%)
Channel X	+ Input	2001.18	-0.15	-0.01
Channel X	+ Input	202.02	0.40	0.20
Channel X	- Input	-197.78	0.37	-0.19
Channel Y	+ Input	1999.81	-1.28	-0.06
Channel Y	+ Input	201.37	-0.27	-0.13
Channel Y	- Input	-199.29	-0.94	0.47
Channel Z	+ Input	2000.80	-0.29	-0.01
Channel Z	+ Input	201.21	-0.19	-0.10
Channel Z	- Input	-199.51	-1.18	0.60

2. Common mode sensitivity

DASY measurement parameters: Auto Zero Time: 3 sec; Measuring time: 3 sec

	Common mode Input Voltage (mV)	High Range Average Reading (µV)	Low Range Average Reading (µV)
Channel X	200	-13.71	-15.90
	- 200	17.59	16.11
Channel Y	200	-2.20	-2.52
	- 200	0.55	-0.02
Channel Z	200	11.04	10.58
	- 200	-12.61	-12.99

3. Channel separation

DASY measurement parameters: Auto Zero Time: 3 sec; Measuring time: 3 sec

	Input Voltage (mV)	Channel X (µV)	Channel Y (µV)	Channel Z (µV)
Channel X	200	-	2.30	-2.46
Channel Y	200	7.31	-	3.25
Channel Z	200	8.90	4.49	-

Unless otherwise stated the results shown in this test report refer only to the sample(s) tested and such sample(s) are retained for 90 days only.
除非另有說明，此報告結果僅對測試之樣品負責，同時此樣品僅保留90天。本報告未經本公司書面許可，不可部份複製。
This document is issued by the Company subject to its General Conditions of Service printed overleaf, available on request or accessible at www.sgs.com/terms_and_conditions.htm and for electronic format documents, subject to Terms and Conditions for Electronic Documents at www.sgs.com/terms_e-document.htm. Attention is drawn to the limitation of liability, indemnification and jurisdiction issues defined therein. Any holder of this document is advised that information contained hereon reflects the Company's findings at the time of its intervention only and within the limits of Client's instructions, if any. The Company's sole responsibility is to its Client and this document does not exonerate parties to a transaction from exercising all their rights and obligations under the transaction documents. This document cannot be reproduced except in full, without prior written approval of the Company. Any unauthorized alteration, forgery or falsification of the content or appearance of this document is unlawful and offenders may be prosecuted to the fullest extent of the law.

SGS Taiwan Ltd. 台灣檢驗科技股份有限公司
No.134,Wu Kung Road, New Taipei Industrial Park, Wuku District, New Taipei City, Taiwan 24803/新北市五股區新北產業園區五工路 134 號
t (886-2) 2299-3279 f (886-2) 2298-0488 www.tw.sgs.com
Member of SGS Group

4. AD-Converter Values with inputs shorted

DASY measurement parameters: Auto Zero Time: 3 sec; Measuring time: 3 sec

	High Range (LSB)	Low Range (LSB)
Channel X	16218	15730
Channel Y	15957	16114
Channel Z	15879	16093

5. Input Offset Measurement

DASY measurement parameters: Auto Zero Time: 3 sec; Measuring time: 3 sec
Input 10MΩ

	Average (µV)	min. Offset (µV)	max. Offset (µV)	Std. Deviation (µV)
Channel X	-0.35	-1.46	1.21	0.40
Channel Y	-0.34	-1.68	0.58	0.46
Channel Z	-0.03	-1.43	1.45	0.57

6. Input Offset Current

Nominal Input circuitry offset current on all channels: <25fA

7. Input Resistance (Typical values for information)

	Zeroing (kOhm)	Measuring (MOhm)
Channel X	200	200
Channel Y	200	200
Channel Z	200	200

8. Low Battery Alarm Voltage (Typical values for information)

Typical values	Alarm Level (VDC)
Supply (+ Vcc)	+7.9
Supply (- Vcc)	-7.6

9. Power Consumption (Typical values for information)

Typical values	Switched off (mA)	Stand by (mA)	Transmitting (mA)
Supply (+ Vcc)	+0.01	+6	+14
Supply (- Vcc)	–0.01	-8	-9

Unless otherwise stated the results shown in this test report refer only to the sample(s) tested and such sample(s) are retained for 90 days only.
除非另有說明，此報告結果僅對測試之樣品負責，同時此樣品僅保留90天。本報告未經本公司書面許可，不可部份複製。
This document is issued by the Company subject to its General Conditions of Service printed overleaf, available on request or accessible at www.sgs.com/terms_and_conditions.htm and for electronic format documents, subject to Terms and Conditions for Electronic Documents at www.sgs.com/terms_e-document.htm. Attention is drawn to the limitation of liability, indemnification and jurisdiction issues defined therein. Any holder of this document is advised that information contained hereon reflects the Company's findings at the time of its intervention only and within the limits of Client's instructions, if any. The Company's sole responsibility is to its Client and this document does not exonerate parties to a transaction from exercising all their rights and obligations under the transaction documents. This document cannot be reproduced except in full, without prior written approval of the Company. Any unauthorized alteration, forgery or falsification of the content or appearance of this document is unlawful and offenders may be prosecuted to the fullest extent of the law.

SGS Taiwan Ltd. 台灣檢驗科技股份有限公司 | No.134,Wu Kung Road, New Taipei Industrial Park, Wuku District, New Taipei City, Taiwan 24803/新北市五股區新北產業園區五工路 134 號
t (886-2) 2299-3279 f (886-2) 2298-0488 www.tw.sgs.com
Member of SGS Group

Calibration Laboratory of
Schmid & Partner
Engineering AG
Zeughausstrasse 43, 8004 Zurich, Switzerland

S Schweizerischer Kalibrierdienst
C Service suisse d'étalonnage
Servizio svizzero di taratura
S Swiss Calibration Service

Accredited by the Swiss Accreditation Service (SAS)
The Swiss Accreditation Service is one of the signatories to the EA Multilateral Agreement for the recognition of calibration certificates

Accreditation No.: SCS 0108

Client SGS-TW (Auden)

Certificate No: DAE4-1336_Aug18

CALIBRATION CERTIFICATE

Object	DAE4 - SD 000 D04 BM - SN: 1336
Calibration procedure(s)	QA CAL-06.v29 Calibration procedure for the data acquisition electronics (DAE)
Calibration date:	August 06, 2018

This calibration certificate documents the traceability to national standards, which realize the physical units of measurements (SI).
The measurements and the uncertainties with confidence probability are given on the following pages and are part of the certificate.

All calibrations have been conducted in the closed laboratory facility: environment temperature (22 ± 3)°C and humidity < 70%.

Calibration Equipment used (M&TE critical for calibration)

Primary Standards	ID #	Cal Date (Certificate No.)	Scheduled Calibration
Keithley Multimeter Type 2001	SN: 0810278	31-Aug-17 (No:21092)	Aug-18
Secondary Standards	**ID #**	**Check Date (in house)**	**Scheduled Check**
Auto DAE Calibration Unit	SE UWS 053 AA 1001	04-Jan-18 (in house check)	In house check: Jan-19
Calibrator Box V2.1	SE UMS 006 AA 1002	04-Jan-18 (in house check)	In house check: Jan-19

	Name	Function	Signature
Calibrated by:	Dominique Steffen	Laboratory Technician	
Approved by:	Sven Kühn	Deputy Manager	i.V.

Issued: August 6, 2018

This calibration certificate shall not be reproduced except in full without written approval of the laboratory.

Unless otherwise stated the results shown in this test report refer only to the sample(s) tested and such sample(s) are retained for 90 days only.
除非另有說明，此報告結果僅對測試之樣品負責，同時此樣品僅保留90天。本報告未經本公司書面許可，不可部份複製。
This document is issued by the Company subject to its General Conditions of Service printed overleaf, available on request or accessible at www.sgs.com/terms_and_conditions.htm and for electronic format documents, subject to Terms and Conditions for Electronic Documents at www.sgs.com/terms_e-document.htm. Attention is drawn to the limitation of liability, indemnification and jurisdiction issues defined therein. Any holder of this document is advised that information contained hereon reflects the Company's findings at the time of its intervention only and within the limits of Client's instructions, if any. The Company's sole responsibility is to its Client and this document does not exonerate parties to a transaction from exercising all their rights and obligations under the transaction documents. This document cannot be reproduced except in full, without prior written approval of the Company. Any unauthorized alteration, forgery or falsification of the content or appearance of this document is unlawful and offenders may be prosecuted to the fullest extent of the law.

Calibration Laboratory of
Schmid & Partner
Engineering AG
Zeughausstrasse 43, 8004 Zurich, Switzerland

S Schweizerischer Kalibrierdienst
C Service suisse d'étalonnage
Servizio svizzero di taratura
S Swiss Calibration Service

Accredited by the Swiss Accreditation Service (SAS)
The Swiss Accreditation Service is one of the signatories to the EA Multilateral Agreement for the recognition of calibration certificates

Accreditation No.: **SCS 0108**

Glossary

DAE	data acquisition electronics
Connector angle	information used in DASY system to align probe sensor X to the robot coordinate system.

Methods Applied and Interpretation of Parameters

- *DC Voltage Measurement:* Calibration Factor assessed for use in DASY system by comparison with a calibrated instrument traceable to national standards. The figure given corresponds to the full scale range of the voltmeter in the respective range.
- *Connector angle*: The angle of the connector is assessed measuring the angle mechanically by a tool inserted. Uncertainty is not required.
- The following parameters as documented in the Appendix contain technical information as a result from the performance test and require no uncertainty.
  - *DC Voltage Measurement Linearity:* Verification of the Linearity at +10% and -10% of the nominal calibration voltage. Influence of offset voltage is included in this measurement.
  - *Common mode sensitivity:* Influence of a positive or negative common mode voltage on the differential measurement.
  - *Channel separation:* Influence of a voltage on the neighbor channels not subject to an input voltage.
  - *AD Converter Values with inputs shorted:* Values on the internal AD converter corresponding to zero input voltage
  - *Input Offset Measurement*: Output voltage and statistical results over a large number of zero voltage measurements.
  - *Input Offset Current:* Typical value for information; Maximum channel input offset current, not considering the input resistance.
  - *Input resistance:* Typical value for information: DAE input resistance at the connector, during internal auto-zeroing and during measurement.
  - *Low Battery Alarm Voltage:* Typical value for information. Below this voltage, a battery alarm signal is generated.
  - *Power consumption:* Typical value for information. Supply currents in various operating modes.

Unless otherwise stated the results shown in this test report refer only to the sample(s) tested and such sample(s) are retained for 90 days only.
除非另有說明，此報告結果僅對測試之樣品負責，同時此樣品僅保留90天。本報告未經本公司書面許可，不可部份複製。
This document is issued by the Company subject to its General Conditions of Service printed overleaf, available on request or accessible at www.sgs.com/terms_and_conditions.htm and for electronic format documents, subject to Terms and Conditions for Electronic Documents at www.sgs.com/terms_e-document.htm. Attention is drawn to the limitation of liability, indemnification and jurisdiction issues defined therein. Any holder of this document is advised that information contained hereon reflects the Company's findings at the time of its intervention only and within the limits of Client's instructions, if any. The Company's sole responsibility is to its Client and this document does not exonerate parties to a transaction from exercising all their rights and obligations under the transaction documents. This document cannot be reproduced except in full, without prior written approval of the Company. Any unauthorized alteration, forgery or falsification of the content or appearance of this document is unlawful and offenders may be prosecuted to the fullest extent of the law.

DC Voltage Measurement

A/D - Converter Resolution nominal

High Range:	1LSB =	6.1μV ,	full range =	-100…+300 mV
Low Range:	1LSB =	61nV ,	full range =	-1…….+3mV

DASY measurement parameters: Auto Zero Time: 3 sec; Measuring time: 3 sec

Calibration Factors	X	Y	Z
High Range	403.344 ± 0.02% (k=2)	403.624 ± 0.02% (k=2)	403.107 ± 0.02% (k=2)
Low Range	3.95102 ± 1.50% (k=2)	3.98703 ± 1.50% (k=2)	3.99683 ± 1.50% (k=2)

Connector Angle

Connector Angle to be used in DASY system	287.0 ° ± 1 °

Unless otherwise stated the results shown in this test report refer only to the sample(s) tested and such sample(s) are retained for 90 days only.
除非另有說明，此報告結果僅對測試之樣品負責，同時此樣品僅保留90天。本報告未經本公司書面許可，不可部份複製。
This document is issued by the Company subject to its General Conditions of Service printed overleaf, available on request or accessible at www.sgs.com/terms_and_conditions.htm and for electronic format documents, subject to Terms and Conditions for Electronic Documents at www.sgs.com/terms_e-document.htm. Attention is drawn to the limitation of liability, indemnification and jurisdiction issues defined therein. Any holder of this document is advised that information contained hereon reflects the Company's findings at the time of its intervention only and within the limits of Client's instructions, if any. The Company's sole responsibility is to its Client and this document does not exonerate parties to a transaction from exercising all their rights and obligations under the transaction documents. This document cannot be reproduced except in full, without prior written approval of the Company. Any unauthorized alteration, forgery or falsification of the content or appearance of this document is unlawful and offenders may be prosecuted to the fullest extent of the law.

SGS Taiwan Ltd. 台灣檢驗科技股份有限公司
No.134,Wu Kung Road, New Taipei Industrial Park, Wuku District, New Taipei City, Taiwan 24803/新北市五股區新北產業園區五工路 134 號
t (886-2) 2299-3279 f (886-2) 2298-0488 www.tw.sgs.com
Member of SGS Group

Appendix (Additional assessments outside the scope of SCS0108)

1. DC Voltage Linearity

High Range		Reading (µV)	Difference (µV)	Error (%)
Channel X	+ Input	200042.98	8.65	0.00
Channel X	+ Input	20006.34	1.11	0.01
Channel X	- Input	-20005.65	-0.58	0.00
Channel Y	+ Input	200034.32	0.12	0.00
Channel Y	+ Input	20003.47	-1.57	-0.01
Channel Y	- Input	-20006.39	-1.21	0.01
Channel Z	+ Input	200032.22	-2.05	-0.00
Channel Z	+ Input	20002.78	-2.14	-0.01
Channel Z	- Input	-20007.34	-2.09	0.01

Low Range		Reading (µV)	Difference (µV)	Error (%)
Channel X	+ Input	2001.47	0.30	0.01
Channel X	+ Input	201.92	0.79	0.39
Channel X	- Input	-198.26	0.59	-0.30
Channel Y	+ Input	2001.55	0.37	0.02
Channel Y	+ Input	200.97	-0.11	-0.05
Channel Y	- Input	-199.34	-0.43	0.22
Channel Z	+ Input	2001.12	0.04	0.00
Channel Z	+ Input	200.15	-0.88	-0.44
Channel Z	- Input	-200.14	-1.15	0.58

2. Common mode sensitivity

DASY measurement parameters: Auto Zero Time: 3 sec; Measuring time: 3 sec

	Common mode Input Voltage (mV)	High Range Average Reading (µV)	Low Range Average Reading (µV)
Channel X	200	6.04	4.72
	- 200	-4.13	-4.79
Channel Y	200	-3.65	-3.78
	- 200	2.68	2.45
Channel Z	200	22.40	22.16
	- 200	-24.83	-25.10

3. Channel separation

DASY measurement parameters: Auto Zero Time: 3 sec; Measuring time: 3 sec

	Input Voltage (mV)	Channel X (µV)	Channel Y (µV)	Channel Z (µV)
Channel X	200	-	6.12	-1.64
Channel Y	200	9.19	-	6.46
Channel Z	200	8.44	6.31	-

Unless otherwise stated the results shown in this test report refer only to the sample(s) tested and such sample(s) are retained for 90 days only.
除非另有說明，此報告結果僅對測試之樣品負責，同時此樣品僅保留90天。本報告未經本公司書面許可，不可部份複製。
This document is issued by the Company subject to its General Conditions of Service printed overleaf, available on request or accessible at www.sgs.com/terms_and_conditions.htm and for electronic format documents, subject to Terms and Conditions for Electronic Documents at www.sgs.com/terms_e-document.htm. Attention is drawn to the limitation of liability, indemnification and jurisdiction issues defined therein. Any holder of this document is advised that information contained hereon reflects the Company's findings at the time of its intervention only and within the limits of Client's instructions, if any. The Company's sole responsibility is to its Client and this document does not exonerate parties to a transaction from exercising all their rights and obligations under the transaction documents. This document cannot be reproduced except in full, without prior written approval of the Company. Any unauthorized alteration, forgery or falsification of the content or appearance of this document is unlawful and offenders may be prosecuted to the fullest extent of the law.

SGS Taiwan Ltd. 台灣檢驗科技股份有限公司
No.134,Wu Kung Road, New Taipei Industrial Park, Wuku District, New Taipei City, Taiwan 24803/新北市五股區新北產業園區五工路 134 號
t (886-2) 2299-3279 f (886-2) 2298-0488 www.tw.sgs.com
Member of SGS Group

4. AD-Converter Values with inputs shorted

DASY measurement parameters: Auto Zero Time: 3 sec; Measuring time: 3 sec

	High Range (LSB)	Low Range (LSB)
Channel X	15666	16509
Channel Y	15907	15587
Channel Z	15855	15507

5. Input Offset Measurement

DASY measurement parameters: Auto Zero Time: 3 sec; Measuring time: 3 sec
Input 10MΩ

	Average (µV)	min. Offset (µV)	max. Offset (µV)	Std. Deviation (µV)
Channel X	0.87	-0.00	2.62	0.36
Channel Y	3.53	2.87	4.59	0.34
Channel Z	-0.18	-1.34	1.53	0.54

6. Input Offset Current

Nominal Input circuitry offset current on all channels: <25fA

7. Input Resistance (Typical values for information)

	Zeroing (kOhm)	Measuring (MOhm)
Channel X	200	200
Channel Y	200	200
Channel Z	200	200

8. Low Battery Alarm Voltage (Typical values for information)

Typical values	Alarm Level (VDC)
Supply (+ Vcc)	+7.9
Supply (- Vcc)	-7.6

9. Power Consumption (Typical values for information)

Typical values	Switched off (mA)	Stand by (mA)	Transmitting (mA)
Supply (+ Vcc)	+0.01	+6	+14
Supply (- Vcc)	-0.01	-8	-9

Unless otherwise stated the results shown in this test report refer only to the sample(s) tested and such sample(s) are retained for 90 days only.
除非另有說明，此報告結果僅對測試之樣品負責，同時此樣品僅保留90天。本報告未經本公司書面許可，不可部份複製。
This document is issued by the Company subject to its General Conditions of Service printed overleaf, available on request or accessible at www.sgs.com/terms_and_conditions.htm and for electronic format documents, subject to Terms and Conditions for Electronic Documents at www.sgs.com/terms_e-document.htm. Attention is drawn to the limitation of liability, indemnification and jurisdiction issues defined therein. Any holder of this document is advised that information contained hereon reflects the Company's findings at the time of its intervention only and within the limits of Client's instructions, if any. The Company's sole responsibility is to its Client and this document does not exonerate parties to a transaction from exercising all their rights and obligations under the transaction documents. This document cannot be reproduced except in full, without prior written approval of the Company. Any unauthorized alteration, forgery or falsification of the content or appearance of this document is unlawful and offenders may be prosecuted to the fullest extent of the law.

SGS Taiwan Ltd. 台灣檢驗科技股份有限公司
No.134,Wu Kung Road, New Taipei Industrial Park, Wuku District, New Taipei City, Taiwan 24803/新北市五股區新北產業園區五工路 134 號
t (886-2) 2299-3279 f (886-2) 2298-0488 www.tw.sgs.com
Member of SGS Group

Calibration Laboratory of
Schmid & Partner
Engineering AG
Zeughausstrasse 43, 8004 Zurich, Switzerland

S Schweizerischer Kalibrierdienst
C Service suisse d'étalonnage
S Servizio svizzero di taratura
Swiss Calibration Service

Accredited by the Swiss Accreditation Service (SAS)
The Swiss Accreditation Service is one of the signatories to the EA Multilateral Agreement for the recognition of calibration certificates

Accreditation No.: **SCS 0108**

Client **SGS-TW (Auden)**

Certificate No: **EX3-3770_Apr18**

CALIBRATION CERTIFICATE

Object	EX3DV4 - SN:3770
Calibration procedure(s)	QA CAL-01.v9, QA CAL-12.v9, QA CAL-14.v4, QA CAL-23.v5, QA CAL-25.v6 Calibration procedure for dosimetric E-field probes
Calibration date	April 25, 2018

This calibration certificate documents the traceability to national standards, which realize the physical units of measurements (SI)
The measurements and the uncertainties with confidence probability are given on the following pages and are part of the certificate.

All calibrations have been conducted in the closed laboratory facility: environment temperature (22 ± 3)°C and humidity < 70%.

Calibration Equipment used (M&TE critical for calibration)

Primary Standards	ID	Cal Date (Certificate No.)	Scheduled Calibration
Power meter NRP	SN: 104778	04-Apr-18 (No. 217-02672/02673)	Apr-19
Power sensor NRP-Z91	SN: 103244	04-Apr-18 (No. 217-02672)	Apr-19
Power sensor NRP-Z91	SN: 103245	04-Apr-18 (No. 217-02673)	Apr-19
Reference 20 dB Attenuator	SN: S5277 (20x)	04-Apr-18 (No. 217-02682)	Apr-19
Reference Probe ES3DV2	SN: 3013	30-Dec-17 (No. ES3-3013_Dec17)	Dec-18
DAE4	SN: 660	21-Dec-17 (No. DAE4-660_Dec17)	Dec-18
Secondary Standards	**ID**	**Check Date (in house)**	**Scheduled Check**
Power meter E4419B	SN: GB41293874	06-Apr-16 (in house check Jun-16)	In house check: Jun-18
Power sensor E4412A	SN: MY41498087	06-Apr-16 (in house check Jun-16)	In house check: Jun-18
Power sensor E4412A	SN: 000110210	06-Apr-16 (in house check Jun-16)	In house check: Jun-18
RF generator HP 8648C	SN: US3642U01700	04-Aug-99 (in house check Jun-16)	In house check: Jun-18
Network Analyzer HP 8753E	SN: US37390585	18-Oct-01 (in house check Oct-17)	In house check: Oct-18

	Name	Function	Signature
Calibrated by:	Claudio Leubler	Laboratory Technician	
Approved by:	Katja Pokovic	Technical Manager	

Issued: April 28, 2018

This calibration certificate shall not be reproduced except in full without written approval of the laboratory.

Unless otherwise stated the results shown in this test report refer only to the sample(s) tested and such sample(s) are retained for 90 days only.
除非另有說明，此報告結果僅對測試之樣品負責，同時此樣品僅保留90天。本報告未經本公司書面許可，不可部份複製。
This document is issued by the Company subject to its General Conditions of Service printed overleaf, available on request or accessible at www.sgs.com/terms_and_conditions.htm and for electronic format documents, subject to Terms and Conditions for Electronic Documents at www.sgs.com/terms_e-document.htm. Attention is drawn to the limitation of liability, indemnification and jurisdiction issues defined therein. Any holder of this document is advised that information contained hereon reflects the Company's findings at the time of its intervention only and within the limits of Client's instructions, if any. The Company's sole responsibility is to its Client and this document does not exonerate parties to a transaction from exercising all their rights and obligations under the transaction documents. This document cannot be reproduced except in full, without prior written approval of the Company. Any unauthorized alteration, forgery or falsification of the content or appearance of this document is unlawful and offenders may be prosecuted to the fullest extent of the law.

Probe EX3DV4

SN:3770

Manufactured: July 6, 2010
Calibrated: April 25, 2018

Calibrated for DASY/EASY Systems
(Note: non-compatible with DASY2 system!)

Unless otherwise stated the results shown in this test report refer only to the sample(s) tested and such sample(s) are retained for 90 days only.
除非另有說明，此報告結果僅對測試之樣品負責，同時此樣品僅保留90天。本報告未經本公司書面許可，不可部份複製。
This document is issued by the Company subject to its General Conditions of Service printed overleaf, available on request or accessible at www.sgs.com/terms_and_conditions.htm and for electronic format documents, subject to Terms and Conditions for Electronic Documents at www.sgs.com/terms_e-document.htm. Attention is drawn to the limitation of liability, indemnification and jurisdiction issues defined therein. Any holder of this document is advised that information contained hereon reflects the Company's findings at the time of its intervention only and within the limits of Client's instructions, if any. The Company's sole responsibility is to its Client and this document does not exonerate parties to a transaction from exercising all their rights and obligations under the transaction documents. This document cannot be reproduced except in full, without prior written approval of the Company. Any unauthorized alteration, forgery or falsification of the content or appearance of this document is unlawful and offenders may be prosecuted to the fullest extent of the law.

SGS Taiwan Ltd. 台灣檢驗科技股份有限公司
No.134,Wu Kung Road, New Taipei Industrial Park, Wuku District, New Taipei City, Taiwan 24803/新北市五股區新北產業園區五工路 134 號
t (886-2) 2299-3279 f (886-2) 2298-0488 www.tw.sgs.com
Member of SGS Group

DASY/EASY - Parameters of Probe: EX3DV4 - SN:3770

Basic Calibration Parameters

	Sensor X	Sensor Y	Sensor Z	Unc (k=2)
Norm ($\mu V/(V/m)^2$)[A]	0.30	0.60	0.38	± 10.1 %
DCP (mV)[B]	101.9	101.9	101.5	

Modulation Calibration Parameters

UID	Communication System Name		A dB	B dB√µV	C	D dB	VR mV	Unc[E] (k=2)
0	CW	X	0.0	0.0	1.0	0.00	138.1	±3.5 %
		Y	0.0	0.0	1.0		134.7	
		Z	0.0	0.0	1.0		135.6	

The reported uncertainty of measurement is stated as the standard uncertainty of measurement multiplied by the coverage factor k=2, which for a normal distribution corresponds to a coverage probability of approximately 95%.

[A] The uncertainties of Norm X,Y,Z do not affect the E^2-field uncertainty inside TSL (see Pages 5 and 6).
[B] Numerical linearization parameter: uncertainty not required.
[E] Uncertainty is determined using the max. deviation from linear response applying rectangular distribution and is expressed for the square of the field value.

Unless otherwise stated the results shown in this test report refer only to the sample(s) tested and such sample(s) are retained for 90 days only.
除非另有說明，此報告結果僅對測試之樣品負責，同時此樣品僅保留90天。本報告未經本公司書面許可，不可部份複製。
This document is issued by the Company subject to its General Conditions of Service printed overleaf, available on request or accessible at www.sgs.com/terms_and_conditions.htm and for electronic format documents, subject to Terms and Conditions for Electronic Documents at www.sgs.com/terms_e-document.htm. Attention is drawn to the limitation of liability, indemnification and jurisdiction issues defined therein. Any holder of this document is advised that information contained hereon reflects the Company's findings at the time of its intervention only and within the limits of Client's instructions, if any. The Company's sole responsibility is to its Client and this document does not exonerate parties to a transaction from exercising all their rights and obligations under the transaction documents. This document cannot be reproduced except in full, without prior written approval of the Company. Any unauthorized alteration, forgery or falsification of the content or appearance of this document is unlawful and offenders may be prosecuted to the fullest extent of the law.

SGS Taiwan Ltd. 台灣檢驗科技股份有限公司
No.134,Wu Kung Road, New Taipei Industrial Park, Wuku District, New Taipei City, Taiwan 24803/新北市五股區新北產業園區五工路 134 號
t (886-2) 2299-3279 f (886-2) 2298-0488 www.tw.sgs.com
Member of SGS Group

DASY/EASY - Parameters of Probe: EX3DV4 - SN:3770

Calibration Parameter Determined in Head Tissue Simulating Media

f (MHz) [C]	Relative Permittivity [F]	Conductivity (S/m) [F]	ConvF X	ConvF Y	ConvF Z	Alpha [G]	Depth [G] (mm)	Unc (k=2)
450	43.5	0.87	11.20	11.20	11.20	0.13	1.25	± 13.3 %
750	41.9	0.89	10.05	10.05	10.05	0.43	0.80	± 12.0 %
835	41.5	0.90	9.55	9.55	9.55	0.35	0.97	± 12.0 %
900	41.5	0.97	9.36	9.36	9.36	0.27	1.10	± 12.0 %
1750	40.1	1.37	8.48	8.48	8.48	0.35	0.80	± 12.0 %
1900	40.0	1.40	8.22	8.22	8.22	0.32	0.80	± 12.0 %
2000	40.0	1.40	8.15	8.15	8.15	0.38	0.80	± 12.0 %
2300	39.5	1.67	7.78	7.78	7.78	0.33	0.84	± 12.0 %
2450	39.2	1.80	7.43	7.43	7.43	0.38	0.80	± 12.0 %
2600	39.0	1.96	7.20	7.20	7.20	0.35	0.84	± 12.0 %
5250	35.9	4.71	5.25	5.25	5.25	0.40	1.80	± 13.1 %
5600	35.5	5.07	4.92	4.92	4.92	0.40	1.80	± 13.1 %
5750	35.4	5.22	5.21	5.21	5.21	0.40	1.80	± 13.1 %

[C] Frequency validity above 300 MHz of ± 100 MHz only applies for DASY v4.4 and higher (see Page 2), else it is restricted to ± 50 MHz. The uncertainty is the RSS of the ConvF uncertainty at calibration frequency and the uncertainty for the indicated frequency band. Frequency validity below 300 MHz is ± 10, 25, 40, 50 and 70 MHz for ConvF assessments at 30, 64, 128, 150 and 220 MHz respectively. Above 5 GHz frequency validity can be extended to ± 110 MHz.

[F] At frequencies below 3 GHz, the validity of tissue parameters (ε and σ) can be relaxed to ± 10% if liquid compensation formula is applied to measured SAR values. At frequencies above 3 GHz, the validity of tissue parameters (ε and σ) is restricted to ± 5%. The uncertainty is the RSS of the ConvF uncertainty for indicated target tissue parameters.

[G] Alpha/Depth are determined during calibration. SPEAG warrants that the remaining deviation due to the boundary effect after compensation is always less than ± 1% for frequencies below 3 GHz and below ± 2% for frequencies between 3-6 GHz at any distance larger than half the probe tip diameter from the boundary.

Unless otherwise stated the results shown in this test report refer only to the sample(s) tested and such sample(s) are retained for 90 days only.
除非另有說明，此報告結果僅對測試之樣品負責，同時此樣品僅保留90天。本報告未經本公司書面許可，不可部份複製。
This document is issued by the Company subject to its General Conditions of Service printed overleaf, available on request or accessible at www.sgs.com/terms_and_conditions.htm and for electronic format documents, subject to Terms and Conditions for Electronic Documents at www.sgs.com/terms_e-document.htm. Attention is drawn to the limitation of liability, indemnification and jurisdiction issues defined therein. Any holder of this document is advised that information contained hereon reflects the Company's findings at the time of its intervention only and within the limits of Client's instructions, if any. The Company's sole responsibility is to its Client and this document does not exonerate parties to a transaction from exercising all their rights and obligations under the transaction documents. This document cannot be reproduced except in full, without prior written approval of the Company. Any unauthorized alteration, forgery or falsification of the content or appearance of this document is unlawful and offenders may be prosecuted to the fullest extent of the law.

DASY/EASY - Parameters of Probe: EX3DV4 - SN:3770

Calibration Parameter Determined in Body Tissue Simulating Media

f (MHz) [C]	Relative Permittivity [F]	Conductivity (S/m) [F]	ConvF X	ConvF Y	ConvF Z	Alpha [G]	Depth [G] (mm)	Unc (k=2)
450	56.7	0.94	10.68	10.68	10.68	0.08	1.25	± 13.3 %
750	55.5	0.96	9.97	9.97	9.97	0.39	0.95	± 12.0 %
835	55.2	0.97	9.72	9.72	9.72	0.45	0.88	± 12.0 %
900	55.0	1.05	9.64	9.64	9.64	0.44	0.85	± 12.0 %
1750	53.4	1.49	8.26	8.26	8.26	0.43	0.80	± 12.0 %
1900	53.3	1.52	8.00	8.00	8.00	0.37	0.87	± 12.0 %
2000	53.3	1.52	7.97	7.97	7.97	0.29	1.00	± 12.0 %
2300	52.9	1.81	7.68	7.68	7.68	0.42	0.84	± 12.0 %
2450	52.7	1.95	7.59	7.59	7.59	0.41	0.84	± 12.0 %
2600	52.5	2.16	7.37	7.37	7.37	0.15	0.98	± 12.0 %
5250	48.9	5.36	4.65	4.65	4.65	0.50	1.90	± 13.1 %
5600	48.5	5.77	4.06	4.06	4.06	0.50	1.90	± 13.1 %
5750	48.3	5.94	4.38	4.38	4.38	0.50	1.90	± 13.1 %

[C] Frequency validity above 300 MHz of ± 100 MHz only applies for DASY v4.4 and higher (see Page 2), else it is restricted to ± 50 MHz. The uncertainty is the RSS of the ConvF uncertainty at calibration frequency and the uncertainty for the indicated frequency band. Frequency validity below 300 MHz is ± 10, 25, 40, 50 and 70 MHz for ConvF assessments at 30, 64, 128, 150 and 220 MHz respectively. Above 5 GHz frequency validity can be extended to ± 110 MHz.

[F] At frequencies below 3 GHz, the validity of tissue parameters (ε and σ) can be relaxed to ± 10% if liquid compensation formula is applied to measured SAR values. At frequencies above 3 GHz, the validity of tissue parameters (ε and σ) is restricted to ± 5%. The uncertainty is the RSS of the ConvF uncertainty for indicated target tissue parameters.

[G] Alpha/Depth are determined during calibration. SPEAG warrants that the remaining deviation due to the boundary effect after compensation is always less than ± 1% for frequencies below 3 GHz and below ± 2% for frequencies between 3-6 GHz at any distance larger than half the probe tip diameter from the boundary.

Unless otherwise stated the results shown in this test report refer only to the sample(s) tested and such sample(s) are retained for 90 days only.
除非另有說明，此報告結果僅對測試之樣品負責，同時此樣品僅保留90天。本報告未經本公司書面許可，不可部份複製。
This document is issued by the Company subject to its General Conditions of Service printed overleaf, available on request or accessible at www.sgs.com/terms_and_conditions.htm and for electronic format documents, subject to Terms and Conditions for Electronic Documents at www.sgs.com/terms_e-document.htm. Attention is drawn to the limitation of liability, indemnification and jurisdiction issues defined therein. Any holder of this document is advised that information contained hereon reflects the Company's findings at the time of its intervention only and within the limits of Client's instructions, if any. The Company's sole responsibility is to its Client and this document does not exonerate parties to a transaction from exercising all their rights and obligations under the transaction documents. This document cannot be reproduced except in full, without prior written approval of the Company. Any unauthorized alteration, forgery or falsification of the content or appearance of this document is unlawful and offenders may be prosecuted to the fullest extent of the law.

EX3DV4– SN:3770 April 25, 2018

Frequency Response of E-Field
(TEM-Cell:ifi110 EXX, Waveguide: R22)

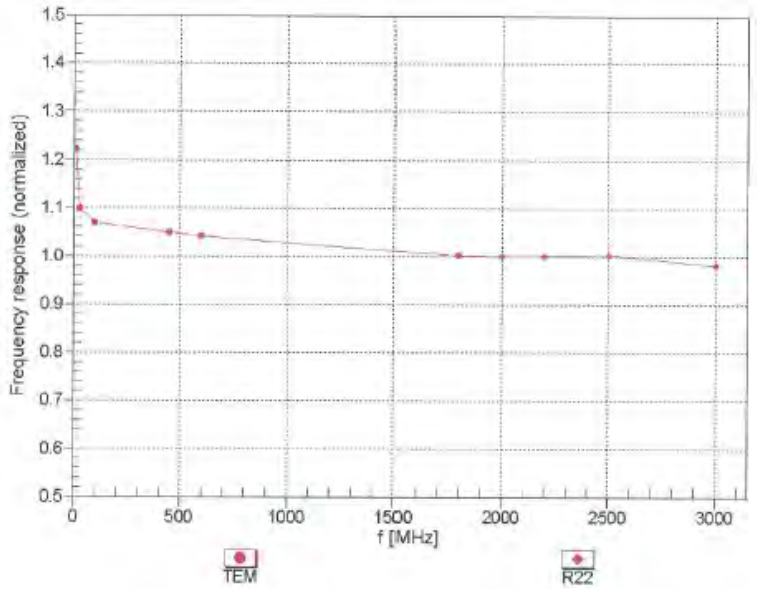

Uncertainty of Frequency Response of E-field: ± 6.3% (k=2)

Unless otherwise stated the results shown in this test report refer only to the sample(s) tested and such sample(s) are retained for 90 days only.
除非另有說明，此報告結果僅對測試之樣品負責，同時此樣品僅保留90天。本報告未經本公司書面許可，不可部份複製。
This document is issued by the Company subject to its General Conditions of Service printed overleaf, available on request or accessible at www.sgs.com/terms_and_conditions.htm and for electronic format documents, subject to Terms and Conditions for Electronic Documents at www.sgs.com/terms_e-document.htm. Attention is drawn to the limitation of liability, indemnification and jurisdiction issues defined therein. Any holder of this document is advised that information contained hereon reflects the Company's findings at the time of its intervention only and within the limits of Client's instructions, if any. The Company's sole responsibility is to its Client and this document does not exonerate parties to a transaction from exercising all their rights and obligations under the transaction documents. This document cannot be reproduced except in full, without prior written approval of the Company. Any unauthorized alteration, forgery or falsification of the content or appearance of this document is unlawful and offenders may be prosecuted to the fullest extent of the law.

SGS Taiwan Ltd. 台灣檢驗科技股份有限公司
No.134,Wu Kung Road, New Taipei Industrial Park, Wuku District, New Taipei City, Taiwan 24803/新北市五股區新北產業園區五工路 134 號
t (886-2) 2299-3279 f (886-2) 2298-0488 www.tw.sgs.com
Member of SGS Group

EX3DV4– SN:3770 April 25, 2018

Receiving Pattern (ϕ), ϑ = 0°

f=600 MHz,TEM

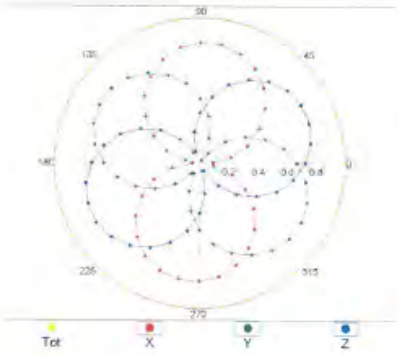

f=1800 MHz,R22

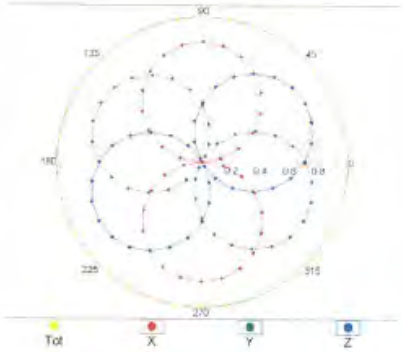

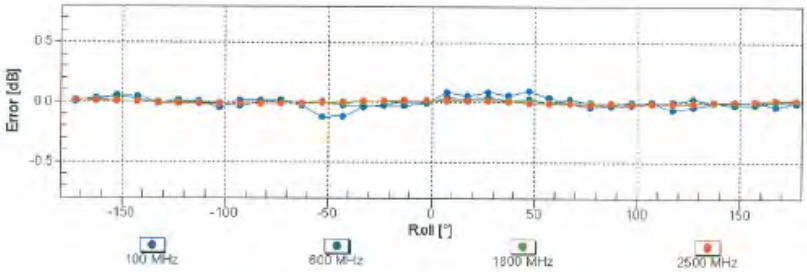

Uncertainty of Axial Isotropy Assessment: ± 0.5% (k=2)

Unless otherwise stated the results shown in this test report refer only to the sample(s) tested and such sample(s) are retained for 90 days only.
除非另有說明，此報告結果僅對測試之樣品負責，同時此樣品僅保留90天。本報告未經本公司書面許可，不可部份複製。
This document is issued by the Company subject to its General Conditions of Service printed overleaf, available on request or accessible at www.sgs.com/terms_and_conditions.htm and for electronic format documents, subject to Terms and Conditions for Electronic Documents at www.sgs.com/terms_e-document.htm. Attention is drawn to the limitation of liability, indemnification and jurisdiction issues defined therein. Any holder of this document is advised that information contained hereon reflects the Company's findings at the time of its intervention only and within the limits of Client's instructions, if any. The Company's sole responsibility is to its Client and this document does not exonerate parties to a transaction from exercising all their rights and obligations under the transaction documents. This document cannot be reproduced except in full, without prior written approval of the Company. Any unauthorized alteration, forgery or falsification of the content or appearance of this document is unlawful and offenders may be prosecuted to the fullest extent of the law.

SGS Taiwan Ltd. 台灣檢驗科技股份有限公司
No.134,Wu Kung Road, New Taipei Industrial Park, Wuku District, New Taipei City, Taiwan 24803/新北市五股區新北產業園區五工路 134 號
t (886-2) 2299-3279 f (886-2) 2298-0488 www.tw.sgs.com
Member of SGS Group

EX3DV4– SN:3770 April 25, 2018

Dynamic Range f(SAR$_{head}$)
(TEM cell , f_{eval}= 1900 MHz)

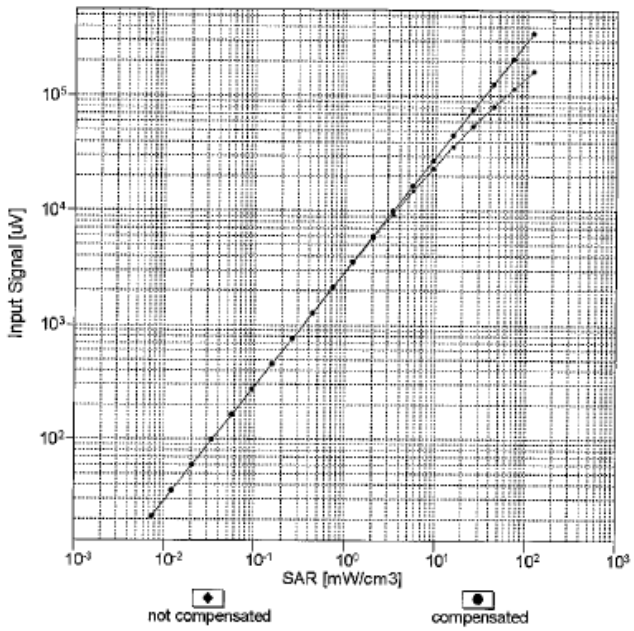

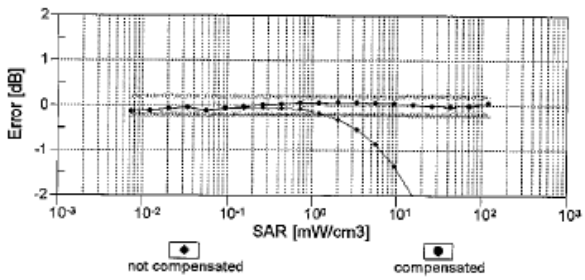

Uncertainty of Linearity Assessment: ± 0.6% (k=2)

Unless otherwise stated the results shown in this test report refer only to the sample(s) tested and such sample(s) are retained for 90 days only.
除非另有說明，此報告結果僅對測試之樣品負責，同時此樣品僅保留90天。本報告未經本公司書面許可，不可部份複製。
This document is issued by the Company subject to its General Conditions of Service printed overleaf, available on request or accessible at www.sgs.com/terms_and_conditions.htm and for electronic format documents, subject to Terms and Conditions for Electronic Documents at www.sgs.com/terms_e-document.htm. Attention is drawn to the limitation of liability, indemnification and jurisdiction issues defined therein. Any holder of this document is advised that information contained hereon reflects the Company's findings at the time of its intervention only and within the limits of Client's instructions, if any. The Company's sole responsibility is to its Client and this document does not exonerate parties to a transaction from exercising all their rights and obligations under the transaction documents. This document cannot be reproduced except in full, without prior written approval of the Company. Any unauthorized alteration, forgery or falsification of the content or appearance of this document is unlawful and offenders may be prosecuted to the fullest extent of the law.

SGS Taiwan Ltd. 台灣檢驗科技股份有限公司 | No.134,Wu Kung Road, New Taipei Industrial Park, Wuku District, New Taipei City, Taiwan 24803/新北市五股區新北產業園區五工路 134 號
t (886-2) 2299-3279 f (886-2) 2298-0488 www.tw.sgs.com
Member of SGS Group

EX3DV4– SN:3770 April 25, 2018

Conversion Factor Assessment

f = 835 MHz,WGLS R9 (H_convF)

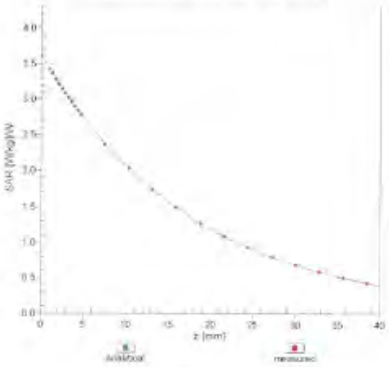

f = 1900 MHz,WGLS R22 (H_convF)

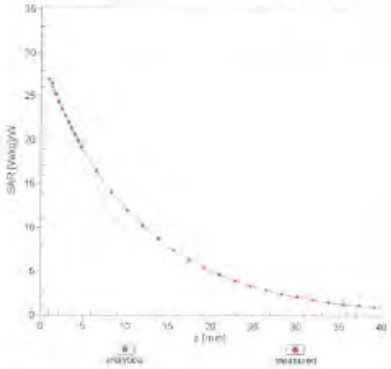

Deviation from Isotropy in Liquid

Error (ϕ, ϑ), f = 900 MHz

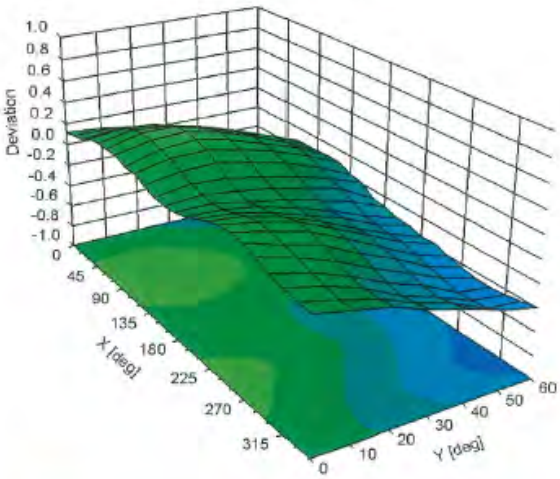

Uncertainty of Spherical Isotropy Assessment: ± 2.6% (k=2)

Certificate No: EX3-3770_Apr18 Page 10 of 11

Unless otherwise stated the results shown in this test report refer only to the sample(s) tested and such sample(s) are retained for 90 days only.
除非另有說明，此報告結果僅對測試之樣品負責，同時此樣品僅保留90天。本報告未經本公司書面許可，不可部份複製。
This document is issued by the Company subject to its General Conditions of Service printed overleaf, available on request or accessible at www.sgs.com/terms_and_conditions.htm and for electronic format documents, subject to Terms and Conditions for Electronic Documents at www.sgs.com/terms_e-document.htm. Attention is drawn to the limitation of liability, indemnification and jurisdiction issues defined therein. Any holder of this document is advised that information contained hereon reflects the Company's findings at the time of its intervention only and within the limits of Client's instructions, if any. The Company's sole responsibility is to its Client and this document does not exonerate parties to a transaction from exercising all their rights and obligations under the transaction documents. This document cannot be reproduced except in full, without prior written approval of the Company. Any unauthorized alteration, forgery or falsification of the content or appearance of this document is unlawful and offenders may be prosecuted to the fullest extent of the law.

DASY/EASY - Parameters of Probe: EX3DV4 - SN:3770

Other Probe Parameters

Sensor Arrangement	Triangular
Connector Angle (°)	-32.8
Mechanical Surface Detection Mode	enabled
Optical Surface Detection Mode	disabled
Probe Overall Length	337 mm
Probe Body Diameter	10 mm
Tip Length	9 mm
Tip Diameter	2.5 mm
Probe Tip to Sensor X Calibration Point	1 mm
Probe Tip to Sensor Y Calibration Point	1 mm
Probe Tip to Sensor Z Calibration Point	1 mm
Recommended Measurement Distance from Surface	1.4 mm

Unless otherwise stated the results shown in this test report refer only to the sample(s) tested and such sample(s) are retained for 90 days only.
除非另有說明，此報告結果僅對測試之樣品負責，同時此樣品僅保留90天。本報告未經本公司書面許可，不可部份複製。
This document is issued by the Company subject to its General Conditions of Service printed overleaf, available on request or accessible at www.sgs.com/terms_and_conditions.htm and for electronic format documents, subject to Terms and Conditions for Electronic Documents at www.sgs.com/terms_e-document.htm. Attention is drawn to the limitation of liability, indemnification and jurisdiction issues defined therein. Any holder of this document is advised that information contained hereon reflects the Company's findings at the time of its intervention only and within the limits of Client's instructions, if any. The Company's sole responsibility is to its Client and this document does not exonerate parties to a transaction from exercising all their rights and obligations under the transaction documents. This document cannot be reproduced except in full, without prior written approval of the Company. Any unauthorized alteration, forgery or falsification of the content or appearance of this document is unlawful and offenders may be prosecuted to the fullest extent of the law.

SGS Taiwan Ltd. 台灣檢驗科技股份有限公司
No.134,Wu Kung Road, New Taipei Industrial Park, Wuku District, New Taipei City, Taiwan 24803/新北市五股區新北產業園區五工路 134 號
t (886-2) 2299-3279 f (886-2) 2298-0488 www.tw.sgs.com
Member of SGS Group

Calibration Laboratory of
Schmid & Partner
Engineering AG
Zeughausstrasse 43, 8004 Zurich, Switzerland

S Schweizerischer Kalibrierdienst
C Service suisse d'étalonnage
S Servizio svizzero di taratura
Swiss Calibration Service

Accredited by the Swiss Accreditation Service (SAS)
The Swiss Accreditation Service is one of the signatories to the EA Multilateral Agreement for the recognition of calibration certificates

Accreditation No.: SCS 0108

Client **SGS-TW (Auden)**

Certificate No: **EX3-3938_Oct18**

CALIBRATION CERTIFICATE

Object	EX3DV4 - SN:3938
Calibration procedure(s)	QA CAL-01.v9, QA CAL-12.v9, QA CAL-14.v4, QA CAL-23.v5, QA CAL-25.v6 Calibration procedure for dosimetric E-field probes
Calibration date:	October 24, 2018

This calibration certificate documents the traceability to national standards, which realize the physical units of measurements (SI). The measurements and the uncertainties with confidence probability are given on the following pages and are part of the certificate.

All calibrations have been conducted in the closed laboratory facility: environment temperature (22 ± 3)°C and humidity < 70%.

Calibration Equipment used (M&TE critical for calibration)

Primary Standards	ID	Cal Date (Certificate No.)	Scheduled Calibration
Power meter NRP	SN: 104778	04-Apr-18 (No. 217-02672/02673)	Apr-19
Power sensor NRP-Z91	SN: 103244	04-Apr-18 (No. 217-02672)	Apr-19
Power sensor NRP-Z91	SN: 103245	04-Apr-18 (No. 217-02673)	Apr-19
Reference 20 dB Attenuator	SN: S5277 (20x)	04-Apr-18 (No. 217-02682)	Apr-19
Reference Probe ES3DV2	SN: 3013	30-Dec-17 (No. ES3-3013_Dec17)	Dec-18
DAE4	SN: 660	21-Dec-17 (No. DAE4-660_Dec17)	Dec-18
Secondary Standards	**ID**	**Check Date (in house)**	**Scheduled Check**
Power meter E4419B	SN: GB41293874	06-Apr-16 (in house check Jun-18)	In house check: Jun-20
Power sensor E4412A	SN: MY41498087	06-Apr-16 (in house check Jun-18)	In house check: Jun-20
Power sensor E4412A	SN: 000110210	06-Apr-16 (in house check Jun-18)	In house check: Jun-20
RF generator HP 8648C	SN: US3642U01700	04-Aug-99 (in house check Jun-18)	In house check: Jun-20
Network Analyzer E8358A	SN: US41080477	31-Mar-14 (in house check Oct-18)	In house check: Oct-19

	Name	Function	Signature
Calibrated by:	Jeton Kastrati	Laboratory Technician	
Approved by:	Katja Pokovic	Technical Manager	

Issued: October 24, 2018

This calibration certificate shall not be reproduced except in full without written approval of the laboratory.

Unless otherwise stated the results shown in this test report refer only to the sample(s) tested and such sample(s) are retained for 90 days only.
除非另有說明，此報告結果僅對測試之樣品負責，同時此樣品僅保留90天。本報告未經本公司書面許可，不可部份複製。
This document is issued by the Company subject to its General Conditions of Service printed overleaf, available on request or accessible at www.sgs.com/terms_and_conditions.htm and for electronic format documents, subject to Terms and Conditions for Electronic Documents at www.sgs.com/terms_e-document.htm. Attention is drawn to the limitation of liability, indemnification and jurisdiction issues defined therein. Any holder of this document is advised that information contained hereon reflects the Company's findings at the time of its intervention only and within the limits of Client's instructions, if any. The Company's sole responsibility is to its Client and this document does not exonerate parties to a transaction from exercising all their rights and obligations under the transaction documents. This document cannot be reproduced except in full, without prior written approval of the Company. Any unauthorized alteration, forgery or falsification of the content or appearance of this document is unlawful and offenders may be prosecuted to the fullest extent of the law.

Calibration Laboratory of
Schmid & Partner
Engineering AG
Zeughausstrasse 43, 8004 Zurich, Switzerland

S Schweizerischer Kalibrierdienst
C Service suisse d'étalonnage
Servizio svizzero di taratura
S Swiss Calibration Service

Accredited by the Swiss Accreditation Service (SAS)
The Swiss Accreditation Service is one of the signatories to the EA Multilateral Agreement for the recognition of calibration certificates

Accreditation No.: **SCS 0108**

Glossary:

TSL	tissue simulating liquid
NORMx,y,z	sensitivity in free space
ConvF	sensitivity in TSL / NORMx,y,z
DCP	diode compression point
CF	crest factor (1/duty_cycle) of the RF signal
A, B, C, D	modulation dependent linearization parameters
Polarization φ	φ rotation around probe axis
Polarization ϑ	ϑ rotation around an axis that is in the plane normal to probe axis (at measurement center), i.e., ϑ = 0 is normal to probe axis
Connector Angle	information used in DASY system to align probe sensor X to the robot coordinate system

Calibration is Performed According to the Following Standards:

a) IEEE Std 1528-2013, "IEEE Recommended Practice for Determining the Peak Spatial-Averaged Specific Absorption Rate (SAR) in the Human Head from Wireless Communications Devices: Measurement Techniques", June 2013
b) IEC 62209-1, ", "Measurement procedure for the assessment of Specific Absorption Rate (SAR) from hand-held and body-mounted devices used next to the ear (frequency range of 300 MHz to 6 GHz)", July 2016
c) IEC 62209-2, "Procedure to determine the Specific Absorption Rate (SAR) for wireless communication devices used in close proximity to the human body (frequency range of 30 MHz to 6 GHz)", March 2010
d) KDB 865664, "SAR Measurement Requirements for 100 MHz to 6 GHz"

Methods Applied and Interpretation of Parameters:

- *NORMx,y,z:* Assessed for E-field polarization ϑ = 0 (f ≤ 900 MHz in TEM-cell; f > 1800 MHz: R22 waveguide). NORMx,y,z are only intermediate values, i.e., the uncertainties of NORMx,y,z does not affect the E^2-field uncertainty inside TSL (see below *ConvF*).
- *NORM(f)x,y,z = NORMx,y,z * frequency_response* (see Frequency Response Chart). This linearization is implemented in DASY4 software versions later than 4.2. The uncertainty of the frequency response is included in the stated uncertainty of *ConvF*.
- *DCPx,y,z:* DCP are numerical linearization parameters assessed based on the data of power sweep with CW signal (no uncertainty required). DCP does not depend on frequency nor media.
- *PAR:* PAR is the Peak to Average Ratio that is not calibrated but determined based on the signal characteristics
- *Ax,y,z; Bx,y,z; Cx,y,z; Dx,y,z; VRx,y,z: A, B, C, D* are numerical linearization parameters assessed based on the data of power sweep for specific modulation signal. The parameters do not depend on frequency nor media. *VR* is the maximum calibration range expressed in RMS voltage across the diode.
- *ConvF and Boundary Effect Parameters:* Assessed in flat phantom using E-field (or Temperature Transfer Standard for f ≤ 800 MHz) and inside waveguide using analytical field distributions based on power measurements for f > 800 MHz. The same setups are used for assessment of the parameters applied for boundary compensation (alpha, depth) of which typical uncertainty values are given. These parameters are used in DASY4 software to improve probe accuracy close to the boundary. The sensitivity in TSL corresponds to *NORMx,y,z * ConvF* whereby the uncertainty corresponds to that given for *ConvF*. A frequency dependent *ConvF* is used in DASY version 4.4 and higher which allows extending the validity from ± 50 MHz to ± 100 MHz.
- *Spherical isotropy (3D deviation from isotropy)*: in a field of low gradients realized using a flat phantom exposed by a patch antenna.
- *Sensor Offset*: The sensor offset corresponds to the offset of virtual measurement center from the probe tip (on probe axis). No tolerance required.
- *Connector Angle*: The angle is assessed using the information gained by determining the *NORMx* (no uncertainty required).

Unless otherwise stated the results shown in this test report refer only to the sample(s) tested and such sample(s) are retained for 90 days only.
除非另有說明，此報告結果僅對測試之樣品負責，同時此樣品僅保留90天。本報告未經本公司書面許可，不可部份複製。
This document is issued by the Company subject to its General Conditions of Service printed overleaf, available on request or accessible at www.sgs.com/terms_and_conditions.htm and for electronic format documents, subject to Terms and Conditions for Electronic Documents at www.sgs.com/terms_e-document.htm. Attention is drawn to the limitation of liability, indemnification and jurisdiction issues defined therein. Any holder of this document is advised that information contained hereon reflects the Company's findings at the time of its intervention only and within the limits of Client's instructions, if any. The Company's sole responsibility is to its Client and this document does not exonerate parties to a transaction from exercising all their rights and obligations under the transaction documents. This document cannot be reproduced except in full, without prior written approval of the Company. Any unauthorized alteration, forgery or falsification of the content or appearance of this document is unlawful and offenders may be prosecuted to the fullest extent of the law.

Probe EX3DV4

SN:3938

Manufactured: May 2, 2013
Calibrated: October 24, 2018

Calibrated for DASY/EASY Systems
(Note: non-compatible with DASY2 system!)

Unless otherwise stated the results shown in this test report refer only to the sample(s) tested and such sample(s) are retained for 90 days only.
除非另有說明，此報告結果僅對測試之樣品負責，同時此樣品僅保留90天。本報告未經本公司書面許可，不可部份複製。
This document is issued by the Company subject to its General Conditions of Service printed overleaf, available on request or accessible at www.sgs.com/terms_and_conditions.htm and for electronic format documents, subject to Terms and Conditions for Electronic Documents at www.sgs.com/terms_e-document.htm. Attention is drawn to the limitation of liability, indemnification and jurisdiction issues defined therein. Any holder of this document is advised that information contained hereon reflects the Company's findings at the time of its intervention only and within the limits of Client's instructions, if any. The Company's sole responsibility is to its Client and this document does not exonerate parties to a transaction from exercising all their rights and obligations under the transaction documents. This document cannot be reproduced except in full, without prior written approval of the Company. Any unauthorized alteration, forgery or falsification of the content or appearance of this document is unlawful and offenders may be prosecuted to the fullest extent of the law.

SGS Taiwan Ltd. 台灣檢驗科技股份有限公司
No.134,Wu Kung Road, New Taipei Industrial Park, Wuku District, New Taipei City, Taiwan 24803/新北市五股區新北產業園區五工路 134 號
t (886-2) 2299-3279 f (886-2) 2298-0488 www.tw.sgs.com
Member of SGS Group

DASY/EASY - Parameters of Probe: EX3DV4 - SN:3938

Basic Calibration Parameters

	Sensor X	Sensor Y	Sensor Z	Unc (k=2)
Norm ($\mu V/(V/m)^2$)[A]	0.51	0.57	0.33	± 10.1 %
DCP (mV)[B]	103.2	100.3	107.8	

Modulation Calibration Parameters

UID	Communication System Name		A dB	B dB√μV	C	D dB	VR mV	Unc[E] (k=2)
0	CW	X	0.0	0.0	1.0	0.00	164.0	±3.5 %
		Y	0.0	0.0	1.0		174.2	
		Z	0.0	0.0	1.0		176.3	

Note: For details on UID parameters see Appendix.

Sensor Model Parameters

	C1 fF	C2 fF	α V^{-1}	T1 $ms.V^{-2}$	T2 $ms.V^{-1}$	T3 ms	T4 V^{-2}	T5 V^{-1}	T6
X	59.09	436.9	35.15	26.09	1.205	5.10	1.012	0.575	1.009
Y	53.22	408.3	37.24	24.25	1.457	5.10	0.000	0.766	1.013
Z	46.65	332.5	32.92	15.26	1.153	4.98	2.000	0.225	1.006

The reported uncertainty of measurement is stated as the standard uncertainty of measurement multiplied by the coverage factor k=2, which for a normal distribution corresponds to a coverage probability of approximately 95%.

[A] The uncertainties of Norm X,Y,Z do not affect the E^2-field uncertainty inside TSL (see Pages 5 and 6).
[B] Numerical linearization parameter: uncertainty not required.
[E] Uncertainty is determined using the max. deviation from linear response applying rectangular distribution and is expressed for the square of the field value.

Unless otherwise stated the results shown in this test report refer only to the sample(s) tested and such sample(s) are retained for 90 days only.
除非另有說明，此報告結果僅對測試之樣品負責，同時此樣品僅保留90天。本報告未經本公司書面許可，不可部份複製。
This document is issued by the Company subject to its General Conditions of Service printed overleaf, available on request or accessible at www.sgs.com/terms_and_conditions.htm and for electronic format documents, subject to Terms and Conditions for Electronic Documents at www.sgs.com/terms_e-document.htm. Attention is drawn to the limitation of liability, indemnification and jurisdiction issues defined therein. Any holder of this document is advised that information contained hereon reflects the Company's findings at the time of its intervention only and within the limits of Client's instructions, if any. The Company's sole responsibility is to its Client and this document does not exonerate parties to a transaction from exercising all their rights and obligations under the transaction documents. This document cannot be reproduced except in full, without prior written approval of the Company. Any unauthorized alteration, forgery or falsification of the content or appearance of this document is unlawful and offenders may be prosecuted to the fullest extent of the law.

SGS Taiwan Ltd. 台灣檢驗科技股份有限公司 | No.134,Wu Kung Road, New Taipei Industrial Park, Wuku District, New Taipei City, Taiwan 24803/新北市五股區新北產業園區五工路 134 號
t (886-2) 2299-3279 f (886-2) 2298-0488 www.tw.sgs.com
Member of SGS Group

DASY/EASY - Parameters of Probe: EX3DV4 - SN:3938

Calibration Parameter Determined in Head Tissue Simulating Media

f (MHz) [C]	Relative Permittivity [F]	Conductivity (S/m) [F]	ConvF X	ConvF Y	ConvF Z	Alpha [G]	Depth [G] (mm)	Unc (k=2)
750	41.9	0.89	9.82	9.82	9.82	0.45	0.80	± 12.0 %
835	41.5	0.90	9.50	9.50	9.50	0.50	0.85	± 12.0 %
900	41.5	0.97	9.25	9.25	9.25	0.33	1.04	± 12.0 %
1450	40.5	1.20	8.53	8.53	8.53	0.30	0.86	± 12.0 %
1750	40.1	1.37	8.32	8.32	8.32	0.36	0.90	± 12.0 %
1900	40.0	1.40	7.95	7.95	7.95	0.29	0.90	± 12.0 %
2000	40.0	1.40	7.93	7.93	7.93	0.36	0.80	± 12.0 %
2300	39.5	1.67	7.59	7.59	7.59	0.37	0.80	± 12.0 %
2450	39.2	1.80	7.17	7.17	7.17	0.38	0.83	± 12.0 %
2600	39.0	1.96	7.11	7.11	7.11	0.38	0.87	± 12.0 %
5250	35.9	4.71	5.00	5.00	5.00	0.40	1.80	± 13.1 %
5600	35.5	5.07	4.65	4.65	4.65	0.40	1.80	± 13.1 %
5750	35.4	5.22	4.76	4.76	4.76	0.40	1.80	± 13.1 %

[C] Frequency validity above 300 MHz of ± 100 MHz only applies for DASY v4.4 and higher (see Page 2), else it is restricted to ± 50 MHz. The uncertainty is the RSS of the ConvF uncertainty at calibration frequency and the uncertainty for the indicated frequency band. Frequency validity below 300 MHz is ± 10, 25, 40, 50 and 70 MHz for ConvF assessments at 30, 64, 128, 150 and 220 MHz respectively. Above 5 GHz frequency validity can be extended to ± 110 MHz.

[F] At frequencies below 3 GHz, the validity of tissue parameters (ε and σ) can be relaxed to ± 10% if liquid compensation formula is applied to measured SAR values. At frequencies above 3 GHz, the validity of tissue parameters (ε and σ) is restricted to ± 5%. The uncertainty is the RSS of the ConvF uncertainty for indicated target tissue parameters.

[G] Alpha/Depth are determined during calibration. SPEAG warrants that the remaining deviation due to the boundary effect after compensation is always less than ± 1% for frequencies below 3 GHz and below ± 2% for frequencies between 3-6 GHz at any distance larger than half the probe tip diameter from the boundary.

Unless otherwise stated the results shown in this test report refer only to the sample(s) tested and such sample(s) are retained for 90 days only.
除非另有說明，此報告結果僅對測試之樣品負責，同時此樣品僅保留90天。本報告未經本公司書面許可，不可部份複製。
This document is issued by the Company subject to its General Conditions of Service printed overleaf, available on request or accessible at www.sgs.com/terms_and_conditions.htm and for electronic format documents, subject to Terms and Conditions for Electronic Documents at www.sgs.com/terms_e-document.htm. Attention is drawn to the limitation of liability, indemnification and jurisdiction issues defined therein. Any holder of this document is advised that information contained hereon reflects the Company's findings at the time of its intervention only and within the limits of Client's instructions, if any. The Company's sole responsibility is to its Client and this document does not exonerate parties to a transaction from exercising all their rights and obligations under the transaction documents. This document cannot be reproduced except in full, without prior written approval of the Company. Any unauthorized alteration, forgery or falsification of the content or appearance of this document is unlawful and offenders may be prosecuted to the fullest extent of the law.

SGS Taiwan Ltd. 台灣檢驗科技股份有限公司 | No.134,Wu Kung Road, New Taipei Industrial Park, Wuku District, New Taipei City, Taiwan 24803/新北市五股區新北產業園區五工路 134 號
t (886-2) 2299-3279 f (886-2) 2298-0488 www.tw.sgs.com
Member of SGS Group

DASY/EASY - Parameters of Probe: EX3DV4 - SN:3938

Calibration Parameter Determined in Body Tissue Simulating Media

f (MHz) [C]	Relative Permittivity [F]	Conductivity (S/m) [F]	ConvF X	ConvF Y	ConvF Z	Alpha [G]	Depth [G] (mm)	Unc (k=2)
750	55.5	0.96	9.72	9.72	9.72	0.46	0.87	± 12.0 %
835	55.2	0.97	9.56	9.56	9.56	0.41	0.92	± 12.0 %
900	55.0	1.05	9.33	9.33	9.33	0.48	0.87	± 12.0 %
1450	54.0	1.30	7.98	7.98	7.98	0.32	0.90	± 12.0 %
1750	53.4	1.49	7.83	7.83	7.83	0.43	0.90	± 12.0 %
1900	53.3	1.52	7.52	7.52	7.52	0.33	0.96	± 12.0 %
2000	53.3	1.52	7.62	7.62	7.62	0.36	0.89	± 12.0 %
2300	52.9	1.81	7.33	7.33	7.33	0.42	0.87	± 12.0 %
2450	52.7	1.95	7.30	7.30	7.30	0.35	0.87	± 12.0 %
2600	52.5	2.16	7.15	7.15	7.15	0.33	0.95	± 12.0 %
5250	48.9	5.36	4.23	4.23	4.23	0.50	1.90	± 13.1 %
5600	48.5	5.77	3.77	3.77	3.77	0.50	1.90	± 13.1 %
5800	48.2	6.00	4.00	4.00	4.00	0.50	1.90	± 13.1 %

[C] Frequency validity above 300 MHz of ± 100 MHz only applies for DASY v4.4 and higher (see Page 2), else it is restricted to ± 50 MHz. The uncertainty is the RSS of the ConvF uncertainty at calibration frequency and the uncertainty for the indicated frequency band. Frequency validity below 300 MHz is ± 10, 25, 40, 50 and 70 MHz for ConvF assessments at 30, 64, 128, 150 and 220 MHz respectively. Above 5 GHz frequency validity can be extended to ± 110 MHz.

[F] At frequencies below 3 GHz, the validity of tissue parameters (ε and σ) can be relaxed to ± 10% if liquid compensation formula is applied to measured SAR values. At frequencies above 3 GHz, the validity of tissue parameters (ε and σ) is restricted to ± 5%. The uncertainty is the RSS of the ConvF uncertainty for indicated target tissue parameters.

[G] Alpha/Depth are determined during calibration. SPEAG warrants that the remaining deviation due to the boundary effect after compensation is always less than ± 1% for frequencies below 3 GHz and below ± 2% for frequencies between 3-6 GHz at any distance larger than half the probe tip diameter from the boundary.

Unless otherwise stated the results shown in this test report refer only to the sample(s) tested and such sample(s) are retained for 90 days only.
除非另有說明，此報告結果僅對測試之樣品負責，同時此樣品僅保留90天。本報告未經本公司書面許可，不可部份複製。
This document is issued by the Company subject to its General Conditions of Service printed overleaf, available on request or accessible at www.sgs.com/terms_and_conditions.htm and for electronic format documents, subject to Terms and Conditions for Electronic Documents at www.sgs.com/terms_e-document.htm. Attention is drawn to the limitation of liability, indemnification and jurisdiction issues defined therein. Any holder of this document is advised that information contained hereon reflects the Company's findings at the time of its intervention only and within the limits of Client's instructions, if any. The Company's sole responsibility is to its Client and this document does not exonerate parties to a transaction from exercising all their rights and obligations under the transaction documents. This document cannot be reproduced except in full, without prior written approval of the Company. Any unauthorized alteration, forgery or falsification of the content or appearance of this document is unlawful and offenders may be prosecuted to the fullest extent of the law.

EX3DV4– SN:3938

October 24, 2018

Frequency Response of E-Field
(TEM-Cell:ifi110 EXX, Waveguide: R22)

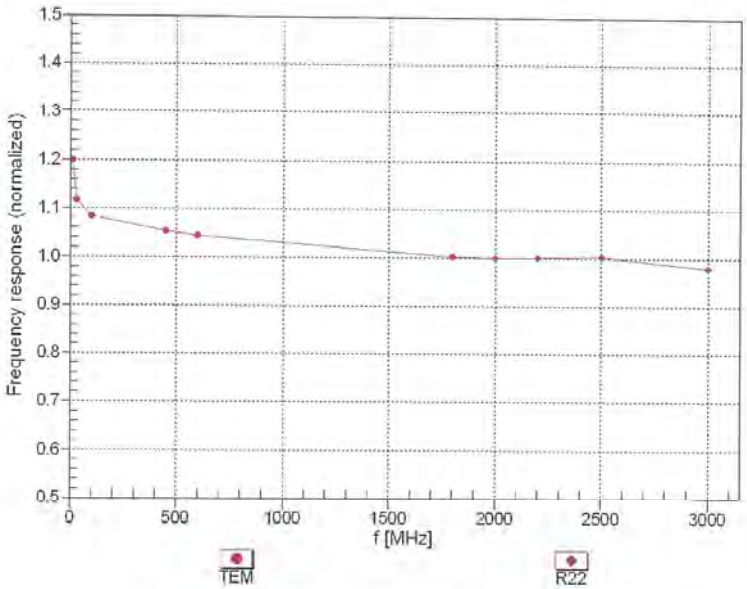

Uncertainty of Frequency Response of E-field: ± 6.3% (k=2)

Unless otherwise stated the results shown in this test report refer only to the sample(s) tested and such sample(s) are retained for 90 days only.
除非另有說明，此報告結果僅對測試之樣品負責，同時此樣品僅保留90天。本報告未經本公司書面許可，不可部份複製。
This document is issued by the Company subject to its General Conditions of Service printed overleaf, available on request or accessible at www.sgs.com/terms_and_conditions.htm and for electronic format documents, subject to Terms and Conditions for Electronic Documents at www.sgs.com/terms_e-document.htm. Attention is drawn to the limitation of liability, indemnification and jurisdiction issues defined therein. Any holder of this document is advised that information contained hereon reflects the Company's findings at the time of its intervention only and within the limits of Client's instructions, if any. The Company's sole responsibility is to its Client and this document does not exonerate parties to a transaction from exercising all their rights and obligations under the transaction documents. This document cannot be reproduced except in full, without prior written approval of the Company. Any unauthorized alteration, forgery or falsification of the content or appearance of this document is unlawful and offenders may be prosecuted to the fullest extent of the law.

SGS Taiwan Ltd. 台灣檢驗科技股份有限公司
No.134,Wu Kung Road, New Taipei Industrial Park, Wuku District, New Taipei City, Taiwan 24803/新北市五股區新北產業園區五工路 134 號
t (886-2) 2299-3279 f (886-2) 2298-0488 www.tw.sgs.com
Member of SGS Group

EX3DV4– SN:3938 October 24, 2018

Receiving Pattern (ϕ), ϑ = 0°

f=600 MHz,TEM

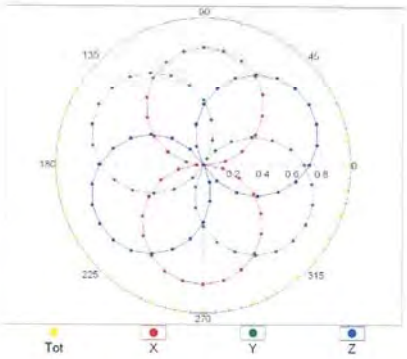

f=1800 MHz,R22

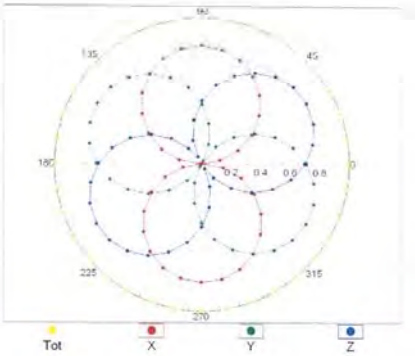

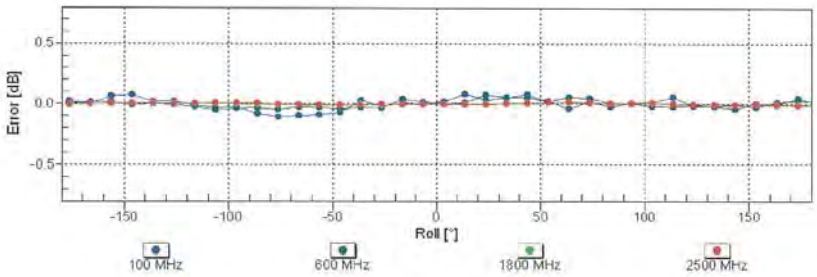

Uncertainty of Axial Isotropy Assessment: ± 0.5% (k=2)

Unless otherwise stated the results shown in this test report refer only to the sample(s) tested and such sample(s) are retained for 90 days only.
除非另有說明，此報告結果僅對測試之樣品負責，同時此樣品僅保留90天。本報告未經本公司書面許可，不可部份複製。
This document is issued by the Company subject to its General Conditions of Service printed overleaf, available on request or accessible at www.sgs.com/terms_and_conditions.htm and for electronic format documents, subject to Terms and Conditions for Electronic Documents at www.sgs.com/terms_e-document.htm. Attention is drawn to the limitation of liability, indemnification and jurisdiction issues defined therein. Any holder of this document is advised that information contained hereon reflects the Company's findings at the time of its intervention only and within the limits of Client's instructions, if any. The Company's sole responsibility is to its Client and this document does not exonerate parties to a transaction from exercising all their rights and obligations under the transaction documents. This document cannot be reproduced except in full, without prior written approval of the Company. Any unauthorized alteration, forgery or falsification of the content or appearance of this document is unlawful and offenders may be prosecuted to the fullest extent of the law.

SGS Taiwan Ltd. 台灣檢驗科技股份有限公司
No.134,Wu Kung Road, New Taipei Industrial Park, Wuku District, New Taipei City, Taiwan 24803/新北市五股區新北產業園區五工路 134 號
t (886-2) 2299-3279 f (886-2) 2298-0488 www.tw.sgs.com
Member of SGS Group

EX3DV4– SN:3938 October 24, 2018

Dynamic Range f(SAR_{head})
(TEM cell , f_{eval}= 1900 MHz)

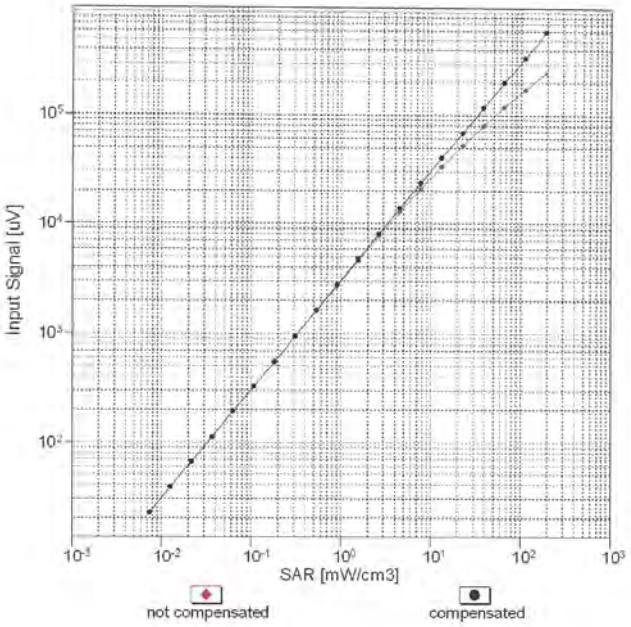

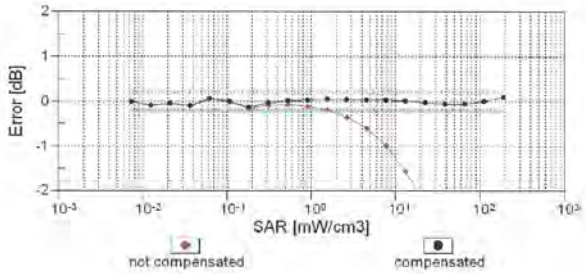

Uncertainty of Linearity Assessment: ± 0.6% (k=2)

Unless otherwise stated the results shown in this test report refer only to the sample(s) tested and such sample(s) are retained for 90 days only.
除非另有說明，此報告結果僅對測試之樣品負責，同時此樣品僅保留90天。本報告未經本公司書面許可，不可部份複製。
This document is issued by the Company subject to its General Conditions of Service printed overleaf, available on request or accessible at www.sgs.com/terms_and_conditions.htm and for electronic format documents, subject to Terms and Conditions for Electronic Documents at www.sgs.com/terms_e-document.htm. Attention is drawn to the limitation of liability, indemnification and jurisdiction issues defined therein. Any holder of this document is advised that information contained hereon reflects the Company's findings at the time of its intervention only and within the limits of Client's instructions, if any. The Company's sole responsibility is to its Client and this document does not exonerate parties to a transaction from exercising all their rights and obligations under the transaction documents. This document cannot be reproduced except in full, without prior written approval of the Company. Any unauthorized alteration, forgery or falsification of the content or appearance of this document is unlawful and offenders may be prosecuted to the fullest extent of the law.

SGS Taiwan Ltd. 台灣檢驗科技股份有限公司 | No.134,Wu Kung Road, New Taipei Industrial Park, Wuku District, New Taipei City, Taiwan 24803/新北市五股區新北產業園區五工路 134 號
t (886-2) 2299-3279 f (886-2) 2298-0488 www.tw.sgs.com
Member of SGS Group

EX3DV4– SN:3938

October 24, 2018

Conversion Factor Assessment

f = 835 MHz,WGLS R9 (H_convF)

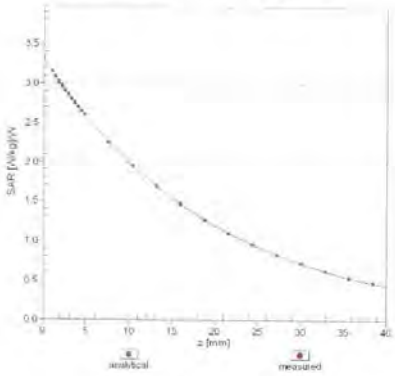

f = 1900 MHz,WGLS R22 (H_convF)

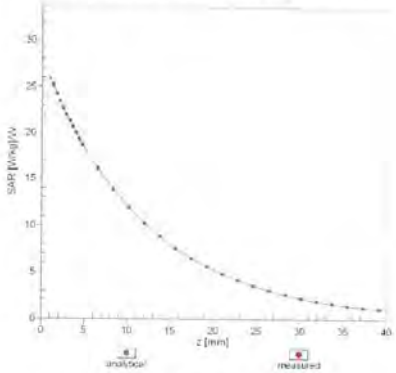

Deviation from Isotropy in Liquid

Error (ϕ, ϑ), f = 900 MHz

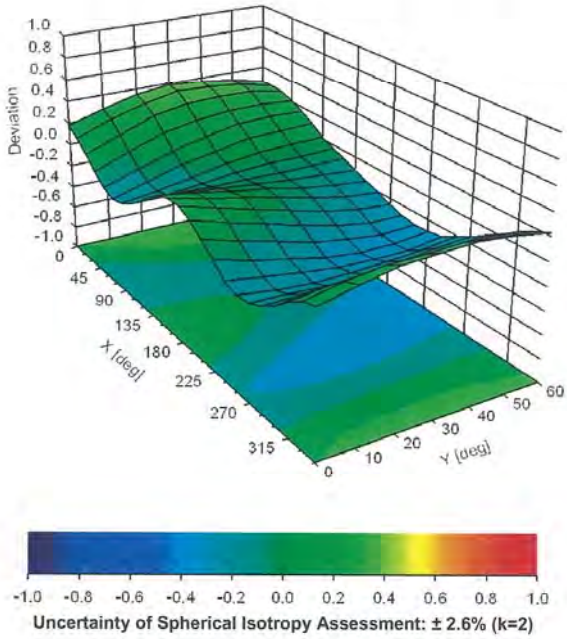

Uncertainty of Spherical Isotropy Assessment: ± 2.6% (k=2)

Unless otherwise stated the results shown in this test report refer only to the sample(s) tested and such sample(s) are retained for 90 days only.
除非另有說明，此報告結果僅對測試之樣品負責，同時此樣品僅保留90天。本報告未經本公司書面許可，不可部份複製。
This document is issued by the Company subject to its General Conditions of Service printed overleaf, available on request or accessible at www.sgs.com/terms_and_conditions.htm and for electronic format documents, subject to Terms and Conditions for Electronic Documents at www.sgs.com/terms_e-document.htm. Attention is drawn to the limitation of liability, indemnification and jurisdiction issues defined therein. Any holder of this document is advised that information contained hereon reflects the Company's findings at the time of its intervention only and within the limits of Client's instructions, if any. The Company's sole responsibility is to its Client and this document does not exonerate parties to a transaction from exercising all their rights and obligations under the transaction documents. This document cannot be reproduced except in full, without prior written approval of the Company. Any unauthorized alteration, forgery or falsification of the content or appearance of this document is unlawful and offenders may be prosecuted to the fullest extent of the law.

SGS Taiwan Ltd. 台灣檢驗科技股份有限公司
No.134,Wu Kung Road, New Taipei Industrial Park, Wuku District, New Taipei City, Taiwan 24803/新北市五股區新北產業園區五工路 134 號
t (886-2) 2299-3279 f (886-2) 2298-0488 www.tw.sgs.com
Member of SGS Group

DASY/EASY - Parameters of Probe: EX3DV4 - SN:3938

Other Probe Parameters

Sensor Arrangement	Triangular
Connector Angle (°)	-26.4
Mechanical Surface Detection Mode	enabled
Optical Surface Detection Mode	disabled
Probe Overall Length	337 mm
Probe Body Diameter	10 mm
Tip Length	9 mm
Tip Diameter	2.5 mm
Probe Tip to Sensor X Calibration Point	1 mm
Probe Tip to Sensor Y Calibration Point	1 mm
Probe Tip to Sensor Z Calibration Point	1 mm
Recommended Measurement Distance from Surface	1.4 mm

Unless otherwise stated the results shown in this test report refer only to the sample(s) tested and such sample(s) are retained for 90 days only.
除非另有說明，此報告結果僅對測試之樣品負責，同時此樣品僅保留90天。本報告未經本公司書面許可，不可部份複製。
This document is issued by the Company subject to its General Conditions of Service printed overleaf, available on request or accessible at www.sgs.com/terms_and_conditions.htm and for electronic format documents, subject to Terms and Conditions for Electronic Documents at www.sgs.com/terms_e-document.htm. Attention is drawn to the limitation of liability, indemnification and jurisdiction issues defined therein. Any holder of this document is advised that information contained hereon reflects the Company's findings at the time of its intervention only and within the limits of Client's instructions, if any. The Company's sole responsibility is to its Client and this document does not exonerate parties to a transaction from exercising all their rights and obligations under the transaction documents. This document cannot be reproduced except in full, without prior written approval of the Company. Any unauthorized alteration, forgery or falsification of the content or appearance of this document is unlawful and offenders may be prosecuted to the fullest extent of the law.

SGS Taiwan Ltd. 台灣檢驗科技股份有限公司
No.134,Wu Kung Road, New Taipei Industrial Park, Wuku District, New Taipei City, Taiwan 24803/新北市五股區新北產業園區五工路 134 號
t (886-2) 2299-3279 f (886-2) 2298-0488 www.tw.sgs.com
Member of SGS Group

Appendix: Modulation Calibration Parameters

UID	Communication System Name		A dB	B dB√μV	C	D dB	VR mV	Max Unc[E] (k=2)
0	CW	X	0.00	0.00	1.00	0.00	164.0	± 3.5 %
		Y	0.00	0.00	1.00		174.2	
		Z	0.00	0.00	1.00		176.3	
10010-CAA	SAR Validation (Square, 100ms, 10ms)	X	11.84	84.28	19.03	10.00	20.0	± 9.6 %
		Y	4.75	72.52	14.55		20.0	
		Z	2.70	65.86	10.62		20.0	
10011-CAB	UMTS-FDD (WCDMA)	X	1.25	71.04	17.46	0.00	150.0	± 9.6 %
		Y	0.87	65.19	13.50		150.0	
		Z	1.10	69.84	16.56		150.0	
10012-CAB	IEEE 802.11b WiFi 2.4 GHz (DSSS, 1 Mbps)	X	1.29	65.77	16.62	0.41	150.0	± 9.6 %
		Y	1.13	63.57	14.74		150.0	
		Z	1.17	64.77	15.66		150.0	
10013-CAB	IEEE 802.11g WiFi 2.4 GHz (DSSS-OFDM, 6 Mbps)	X	5.06	67.01	17.40	1.46	150.0	± 9.6 %
		Y	4.93	66.63	17.09		150.0	
		Z	4.79	66.72	16.84		150.0	
10021-DAC	GSM-FDD (TDMA, GMSK)	X	100.00	118.51	30.68	9.39	50.0	± 9.6 %
		Y	100.00	117.47	30.14		50.0	
		Z	9.68	81.68	18.25		50.0	
10023-DAC	GPRS-FDD (TDMA, GMSK, TN 0)	X	100.00	118.45	30.70	9.57	50.0	± 9.6 %
		Y	100.00	117.42	30.17		50.0	
		Z	8.28	79.56	17.55		50.0	
10024-DAC	GPRS-FDD (TDMA, GMSK, TN 0-1)	X	100.00	116.27	28.62	6.56	60.0	± 9.6 %
		Y	100.00	113.88	27.38		60.0	
		Z	17.36	88.43	18.89		60.0	
10025-DAC	EDGE-FDD (TDMA, 8PSK, TN 0)	X	14.85	105.13	41.16	12.57	50.0	± 9.6 %
		Y	6.69	80.08	30.32		50.0	
		Z	5.13	73.32	26.13		50.0	
10026-DAC	EDGE-FDD (TDMA, 8PSK, TN 0-1)	X	28.61	116.31	40.38	9.56	60.0	± 9.6 %
		Y	17.18	103.12	35.82		60.0	
		Z	10.76	92.22	31.22		60.0	
10027-DAC	GPRS-FDD (TDMA, GMSK, TN 0-1-2)	X	100.00	116.23	27.82	4.80	80.0	± 9.6 %
		Y	100.00	112.20	25.80		80.0	
		Z	100.00	105.42	22.06		80.0	
10028-DAC	GPRS-FDD (TDMA, GMSK, TN 0-1-2-3)	X	100.00	117.56	27.68	3.55	100.0	± 9.6 %
		Y	100.00	111.19	24.62		100.0	
		Z	100.00	105.06	21.28		100.0	
10029-DAC	EDGE-FDD (TDMA, 8PSK, TN 0-1-2)	X	14.44	99.44	33.73	7.80	80.0	± 9.6 %
		Y	10.38	91.48	30.62		80.0	
		Z	6.98	83.31	26.90		80.0	
10030-CAA	IEEE 802.15.1 Bluetooth (GFSK, DH1)	X	100.00	115.12	27.62	5.30	70.0	± 9.6 %
		Y	100.00	111.80	25.93		70.0	
		Z	13.15	85.08	17.21		70.0	
10031-CAA	IEEE 802.15.1 Bluetooth (GFSK, DH3)	X	100.00	120.41	27.44	1.88	100.0	± 9.6 %
		Y	100.00	105.86	20.93		100.0	
		Z	100.00	102.30	18.93		100.0	

Unless otherwise stated the results shown in this test report refer only to the sample(s) tested and such sample(s) are retained for 90 days only.
除非另有說明，此報告結果僅對測試之樣品負責，同時此樣品僅保留90天。本報告未經本公司書面許可，不可部份複製。
This document is issued by the Company subject to its General Conditions of Service printed overleaf, available on request or accessible at www.sgs.com/terms_and_conditions.htm and for electronic format documents, subject to Terms and Conditions for Electronic Documents at www.sgs.com/terms_e-document.htm. Attention is drawn to the limitation of liability, indemnification and jurisdiction issues defined therein. Any holder of this document is advised that information contained hereon reflects the Company's findings at the time of its intervention only and within the limits of Client's instructions, if any. The Company's sole responsibility is to its Client and this document does not exonerate parties to a transaction from exercising all their rights and obligations under the transaction documents. This document cannot be reproduced except in full, without prior written approval of the Company. Any unauthorized alteration, forgery or falsification of the content or appearance of this document is unlawful and offenders may be prosecuted to the fullest extent of the law.

SGS Taiwan Ltd. 台灣檢驗科技股份有限公司 | No.134,Wu Kung Road, New Taipei Industrial Park, Wuku District, New Taipei City, Taiwan 24803/新北市五股區新北產業園區五工路 134 號
t (886-2) 2299-3279 f (886-2) 2298-0488 www.tw.sgs.com
Member of SGS Group

EX3DV4– SN:3938 October 24, 2018

10032-CAA	IEEE 802.15.1 Bluetooth (GFSK, DH5)	X	100.00	129.17	29.93	1.17	100.0	± 9.6 %
		Y	100.00	101.34	18.13		100.0	
		Z	100.00	104.25	18.92		100.0	
10033-CAA	IEEE 802.15.1 Bluetooth (PI/4-DQPSK, DH1)	X	100.00	128.01	35.11	5.30	70.0	± 9.6 %
		Y	30.26	106.06	28.70		70.0	
		Z	7.06	82.85	20.36		70.0	
10034-CAA	IEEE 802.15.1 Bluetooth (PI/4-DQPSK, DH3)	X	31.82	111.52	29.61	1.88	100.0	± 9.6 %
		Y	4.94	81.70	19.61		100.0	
		Z	3.36	77.14	17.43		100.0	
10035-CAA	IEEE 802.15.1 Bluetooth (PI/4-DQPSK, DH5)	X	8.76	93.74	24.54	1.17	100.0	± 9.6 %
		Y	2.58	74.38	16.61		100.0	
		Z	2.45	74.78	16.51		100.0	
10036-CAA	IEEE 802.15.1 Bluetooth (8-DPSK, DH1)	X	100.00	128.33	35.27	5.30	70.0	± 9.6 %
		Y	49.56	114.02	30.85		70.0	
		Z	8.61	85.86	21.44		70.0	
10037-CAA	IEEE 802.15.1 Bluetooth (8-DPSK, DH3)	X	28.47	109.85	29.14	1.88	100.0	± 9.6 %
		Y	4.63	80.88	19.28		100.0	
		Z	3.10	76.20	17.05		100.0	
10038-CAA	IEEE 802.15.1 Bluetooth (8-DPSK, DH5)	X	9.40	95.18	25.08	1.17	100.0	± 9.6 %
		Y	2.66	74.97	16.94		100.0	
		Z	2.52	75.36	16.85		100.0	
10039-CAB	CDMA2000 (1xRTT, RC1)	X	2.91	78.68	19.30	0.00	150.0	± 9.6 %
		Y	1.40	67.94	13.51		150.0	
		Z	2.98	79.60	18.61		150.0	
10042-CAB	IS-54 / IS-136 FDD (TDMA/FDM, PI/4-DQPSK, Halfrate)	X	100.00	114.29	27.89	7.78	50.0	± 9.6 %
		Y	100.00	112.24	26.83		50.0	
		Z	7.08	77.79	15.66		50.0	
10044-CAA	IS-91/EIA/TIA-553 FDD (FDMA, FM)	X	0.00	111.10	2.98	0.00	150.0	± 9.6 %
		Y	0.12	121.97	13.25		150.0	
		Z	0.02	124.98	11.44		150.0	
10048-CAA	DECT (TDD, TDMA/FDM, GFSK, Full Slot, 24)	X	100.00	120.31	32.96	13.80	25.0	± 9.6 %
		Y	26.80	98.60	27.12		25.0	
		Z	6.10	73.04	16.68		25.0	
10049-CAA	DECT (TDD, TDMA/FDM, GFSK, Double Slot, 12)	X	100.00	118.79	31.19	10.79	40.0	± 9.6 %
		Y	42.73	105.35	27.59		40.0	
		Z	6.52	75.70	16.44		40.0	
10056-CAA	UMTS-TDD (TD-SCDMA, 1.28 Mcps)	X	59.92	116.40	32.89	9.03	50.0	± 9.6 %
		Y	20.27	96.61	26.81		50.0	
		Z	8.73	81.48	20.30		50.0	
10058-DAC	EDGE-FDD (TDMA, 8PSK, TN 0-1-2-3)	X	9.49	90.34	29.75	6.55	100.0	± 9.6 %
		Y	7.41	84.68	27.34		100.0	
		Z	5.31	78.46	24.34		100.0	
10059-CAB	IEEE 802.11b WiFi 2.4 GHz (DSSS, 2 Mbps)	X	1.45	68.16	17.83	0.61	110.0	± 9.6 %
		Y	1.24	65.28	15.64		110.0	
		Z	1.24	66.08	16.24		110.0	
10060-CAB	IEEE 802.11b WiFi 2.4 GHz (DSSS, 5.5 Mbps)	X	100.00	136.52	35.66	1.30	110.0	± 9.6 %
		Y	100.00	127.82	31.55		110.0	
		Z	75.11	127.04	31.74		110.0	

Unless otherwise stated the results shown in this test report refer only to the sample(s) tested and such sample(s) are retained for 90 days only.
除非另有說明，此報告結果僅對測試之樣品負責，同時此樣品僅保留90天。本報告未經本公司書面許可，不可部份複製。
This document is issued by the Company subject to its General Conditions of Service printed overleaf, available on request or accessible at www.sgs.com/terms_and_conditions.htm and for electronic format documents, subject to Terms and Conditions for Electronic Documents at www.sgs.com/terms_e-document.htm. Attention is drawn to the limitation of liability, indemnification and jurisdiction issues defined therein. Any holder of this document is advised that information contained hereon reflects the Company's findings at the time of its intervention only and within the limits of Client's instructions, if any. The Company's sole responsibility is to its Client and this document does not exonerate parties to a transaction from exercising all their rights and obligations under the transaction documents. This document cannot be reproduced except in full, without prior written approval of the Company. Any unauthorized alteration, forgery or falsification of the content or appearance of this document is unlawful and offenders may be prosecuted to the fullest extent of the law.

SGS Taiwan Ltd. 台灣檢驗科技股份有限公司 | No.134,Wu Kung Road, New Taipei Industrial Park, Wuku District, New Taipei City, Taiwan 24803/新北市五股區新北產業園區五工路 134 號
t (886-2) 2299-3279 f (886-2) 2298-0488 www.tw.sgs.com
Member of SGS Group

10061-CAB	IEEE 802.11b WiFi 2.4 GHz (DSSS, 11 Mbps)	X	37.93	122.29	34.76	2.04	110.0	± 9.6 %
		Y	7.04	91.70	25.29		110.0	
		Z	3.71	82.53	21.92		110.0	
10062-CAC	IEEE 802.11a/h WiFi 5 GHz (OFDM, 6 Mbps)	X	4.83	66.93	16.78	0.49	100.0	± 9.6 %
		Y	4.68	66.44	16.40		100.0	
		Z	4.61	66.82	16.41		100.0	
10063-CAC	IEEE 802.11a/h WiFi 5 GHz (OFDM, 9 Mbps)	X	4.86	67.07	16.91	0.72	100.0	± 9.6 %
		Y	4.71	66.58	16.52		100.0	
		Z	4.62	66.89	16.47		100.0	
10064-CAC	IEEE 802.11a/h WiFi 5 GHz (OFDM, 12 Mbps)	X	5.19	67.38	17.15	0.86	100.0	± 9.6 %
		Y	5.02	66.91	16.79		100.0	
		Z	4.90	67.10	16.66		100.0	
10065-CAC	IEEE 802.11a/h WiFi 5 GHz (OFDM, 18 Mbps)	X	5.07	67.37	17.30	1.21	100.0	± 9.6 %
		Y	4.91	66.89	16.94		100.0	
		Z	4.77	66.99	16.73		100.0	
10066-CAC	IEEE 802.11a/h WiFi 5 GHz (OFDM, 24 Mbps)	X	5.11	67.44	17.51	1.46	100.0	± 9.6 %
		Y	4.95	66.98	17.15		100.0	
		Z	4.78	66.99	16.85		100.0	
10067-CAC	IEEE 802.11a/h WiFi 5 GHz (OFDM, 36 Mbps)	X	5.40	67.52	17.91	2.04	100.0	± 9.6 %
		Y	5.26	67.17	17.62		100.0	
		Z	5.06	67.09	17.23		100.0	
10068-CAC	IEEE 802.11a/h WiFi 5 GHz (OFDM, 48 Mbps)	X	5.51	67.80	18.25	2.55	100.0	± 9.6 %
		Y	5.36	67.40	17.94		100.0	
		Z	5.11	67.14	17.41		100.0	
10069-CAC	IEEE 802.11a/h WiFi 5 GHz (OFDM, 54 Mbps)	X	5.58	67.69	18.40	2.67	100.0	± 9.6 %
		Y	5.44	67.37	18.13		100.0	
		Z	5.19	67.11	17.58		100.0	
10071-CAB	IEEE 802.11g WiFi 2.4 GHz (DSSS/OFDM, 9 Mbps)	X	5.17	67.17	17.75	1.99	100.0	± 9.6 %
		Y	5.05	66.81	17.46		100.0	
		Z	4.88	66.78	17.09		100.0	
10072-CAB	IEEE 802.11g WiFi 2.4 GHz (DSSS/OFDM, 12 Mbps)	X	5.21	67.68	18.06	2.30	100.0	± 9.6 %
		Y	5.08	67.27	17.74		100.0	
		Z	4.87	67.11	17.28		100.0	
10073-CAB	IEEE 802.11g WiFi 2.4 GHz (DSSS/OFDM, 18 Mbps)	X	5.30	67.92	18.44	2.83	100.0	± 9.6 %
		Y	5.18	67.55	18.13		100.0	
		Z	4.94	67.26	17.56		100.0	
10074-CAB	IEEE 802.11g WiFi 2.4 GHz (DSSS/OFDM, 24 Mbps)	X	5.29	67.90	18.65	3.30	100.0	± 9.6 %
		Y	5.19	67.54	18.34		100.0	
		Z	4.93	67.18	17.70		100.0	
10075-CAB	IEEE 802.11g WiFi 2.4 GHz (DSSS/OFDM, 36 Mbps)	X	5.40	68.26	19.10	3.82	90.0	± 9.6 %
		Y	5.26	67.86	18.77		90.0	
		Z	4.98	67.33	17.99		90.0	
10076-CAB	IEEE 802.11g WiFi 2.4 GHz (DSSS/OFDM, 48 Mbps)	X	5.38	67.97	19.17	4.15	90.0	± 9.6 %
		Y	5.29	67.64	18.88		90.0	
		Z	5.00	67.13	18.10		90.0	
10077-CAB	IEEE 802.11g WiFi 2.4 GHz (DSSS/OFDM, 54 Mbps)	X	5.41	68.03	19.26	4.30	90.0	± 9.6 %
		Y	5.32	67.72	18.98		90.0	
		Z	5.03	67.21	18.19		90.0	

Unless otherwise stated the results shown in this test report refer only to the sample(s) tested and such sample(s) are retained for 90 days only.
除非另有說明，此報告結果僅對測試之樣品負責，同時此樣品僅保留90天。本報告未經本公司書面許可，不可部份複製。
This document is issued by the Company subject to its General Conditions of Service printed overleaf, available on request or accessible at www.sgs.com/terms_and_conditions.htm and for electronic format documents, subject to Terms and Conditions for Electronic Documents at www.sgs.com/terms_e-document.htm. Attention is drawn to the limitation of liability, indemnification and jurisdiction issues defined therein. Any holder of this document is advised that information contained hereon reflects the Company's findings at the time of its intervention only and within the limits of Client's instructions, if any. The Company's sole responsibility is to its Client and this document does not exonerate parties to a transaction from exercising all their rights and obligations under the transaction documents. This document cannot be reproduced except in full, without prior written approval of the Company. Any unauthorized alteration, forgery or falsification of the content or appearance of this document is unlawful and offenders may be prosecuted to the fullest extent of the law.

SGS Taiwan Ltd. 台灣檢驗科技股份有限公司 | No.134,Wu Kung Road, New Taipei Industrial Park, Wuku District, New Taipei City, Taiwan 24803/新北市五股區新北產業園區五工路 134 號
t (886-2) 2299-3279 f (886-2) 2298-0488 www.tw.sgs.com
Member of SGS Group

10081-CAB	CDMA2000 (1xRTT, RC3)	X	1.20	70.94	15.87	0.00	150.0	± 9.6 %
		Y	0.68	63.33	10.59		150.0	
		Z	0.97	69.12	14.01		150.0	
10082-CAB	IS-54 / IS-136 FDD (TDMA/FDM, PI/4-DQPSK, Fullrate)	X	1.35	61.30	6.54	4.77	80.0	± 9.6 %
		Y	1.15	60.10	5.56		80.0	
		Z	0.90	60.00	4.82		80.0	
10090-DAC	GPRS-FDD (TDMA, GMSK, TN 0-4)	X	100.00	116.34	28.67	6.56	60.0	± 9.6 %
		Y	100.00	113.98	27.45		60.0	
		Z	16.80	88.08	18.81		60.0	
10097-CAB	UMTS-FDD (HSDPA)	X	1.98	69.10	16.78	0.00	150.0	± 9.6 %
		Y	1.66	66.14	14.64		150.0	
		Z	1.92	69.38	16.52		150.0	
10098-CAB	UMTS-FDD (HSUPA, Subtest 2)	X	1.94	69.09	16.77	0.00	150.0	± 9.6 %
		Y	1.62	66.08	14.59		150.0	
		Z	1.87	69.33	16.49		150.0	
10099-DAC	EDGE-FDD (TDMA, 8PSK, TN 0-4)	X	28.67	116.31	40.37	9.56	60.0	± 9.6 %
		Y	17.22	103.14	35.83		60.0	
		Z	10.80	92.24	31.22		60.0	
10100-CAE	LTE-FDD (SC-FDMA, 100% RB, 20 MHz, QPSK)	X	3.51	72.21	17.62	0.00	150.0	± 9.6 %
		Y	2.94	69.12	15.85		150.0	
		Z	3.29	71.84	17.33		150.0	
10101-CAE	LTE-FDD (SC-FDMA, 100% RB, 20 MHz, 16-QAM)	X	3.42	68.37	16.44	0.00	150.0	± 9.6 %
		Y	3.15	66.88	15.45		150.0	
		Z	3.25	68.19	16.19		150.0	
10102-CAE	LTE-FDD (SC-FDMA, 100% RB, 20 MHz, 64-QAM)	X	3.51	68.25	16.50	0.00	150.0	± 9.6 %
		Y	3.25	66.87	15.57		150.0	
		Z	3.35	68.16	16.28		150.0	
10103-CAG	LTE-TDD (SC-FDMA, 100% RB, 20 MHz, QPSK)	X	9.10	80.51	22.32	3.98	65.0	± 9.6 %
		Y	7.71	77.60	21.05		65.0	
		Z	6.72	75.86	19.85		65.0	
10104-CAG	LTE-TDD (SC-FDMA, 100% RB, 20 MHz, 16-QAM)	X	8.36	77.67	22.08	3.98	65.0	± 9.6 %
		Y	7.55	75.78	21.18		65.0	
		Z	6.54	73.78	19.84		65.0	
10105-CAG	LTE-TDD (SC-FDMA, 100% RB, 20 MHz, 64-QAM)	X	8.22	77.35	22.27	3.98	65.0	± 9.6 %
		Y	7.00	74.28	20.84		65.0	
		Z	6.41	73.35	19.98		65.0	
10108-CAG	LTE-FDD (SC-FDMA, 100% RB, 10 MHz, QPSK)	X	3.07	71.32	17.44	0.00	150.0	± 9.6 %
		Y	2.58	68.37	15.67		150.0	
		Z	2.85	71.00	17.15		150.0	
10109-CAG	LTE-FDD (SC-FDMA, 100% RB, 10 MHz, 16-QAM)	X	3.09	68.24	16.43	0.00	150.0	± 9.6 %
		Y	2.80	66.64	15.30		150.0	
		Z	2.92	68.15	16.17		150.0	
10110-CAG	LTE-FDD (SC-FDMA, 100% RB, 5 MHz, QPSK)	X	2.51	70.39	17.16	0.00	150.0	± 9.6 %
		Y	2.08	67.38	15.21		150.0	
		Z	2.30	70.10	16.80		150.0	
10111-CAG	LTE-FDD (SC-FDMA, 100% RB, 5 MHz, 16-QAM)	X	2.83	69.15	16.90	0.00	150.0	± 9.6 %
		Y	2.49	67.13	15.44		150.0	
		Z	2.71	69.56	16.76		150.0	

Unless otherwise stated the results shown in this test report refer only to the sample(s) tested and such sample(s) are retained for 90 days only.
除非另有說明，此報告結果僅對測試之樣品負責，同時此樣品僅保留90天。本報告未經本公司書面許可，不可部份複製。
This document is issued by the Company subject to its General Conditions of Service printed overleaf, available on request or accessible at www.sgs.com/terms_and_conditions.htm and for electronic format documents, subject to Terms and Conditions for Electronic Documents at www.sgs.com/terms_e-document.htm. Attention is drawn to the limitation of liability, indemnification and jurisdiction issues defined therein. Any holder of this document is advised that information contained hereon reflects the Company's findings at the time of its intervention only and within the limits of Client's instructions, if any. The Company's sole responsibility is to its Client and this document does not exonerate parties to a transaction from exercising all their rights and obligations under the transaction documents. This document cannot be reproduced except in full, without prior written approval of the Company. Any unauthorized alteration, forgery or falsification of the content or appearance of this document is unlawful and offenders may be prosecuted to the fullest extent of the law.

SGS Taiwan Ltd. 台灣檢驗科技股份有限公司
No.134,Wu Kung Road, New Taipei Industrial Park, Wuku District, New Taipei City, Taiwan 24803/新北市五股區新北產業園區五工路 134 號
t (886-2) 2299-3279 f (886-2) 2298-0488 www.tw.sgs.com
Member of SGS Group

10112-CAG	LTE-FDD (SC-FDMA, 100% RB, 10 MHz, 64-QAM)	X	3.20	68.13	16.43	0.00	150.0	± 9.6 %
		Y	2.93	66.65	15.39		150.0	
		Z	3.04	68.13	16.21		150.0	
10113-CAG	LTE-FDD (SC-FDMA, 100% RB, 5 MHz, 64-QAM)	X	2.98	69.16	16.96	0.00	150.0	± 9.6 %
		Y	2.64	67.31	15.61		150.0	
		Z	2.87	69.66	16.87		150.0	
10114-CAC	IEEE 802.11n (HT Greenfield, 13.5 Mbps, BPSK)	X	5.21	67.32	16.54	0.00	150.0	± 9.6 %
		Y	5.08	66.85	16.21		150.0	
		Z	5.06	67.43	16.43		150.0	
10115-CAC	IEEE 802.11n (HT Greenfield, 81 Mbps, 16-QAM)	X	5.56	67.60	16.68	0.00	150.0	± 9.6 %
		Y	5.42	67.13	16.37		150.0	
		Z	5.34	67.52	16.48		150.0	
10116-CAC	IEEE 802.11n (HT Greenfield, 135 Mbps, 64-QAM)	X	5.33	67.58	16.59	0.00	150.0	± 9.6 %
		Y	5.19	67.09	16.26		150.0	
		Z	5.15	67.61	16.44		150.0	
10117-CAC	IEEE 802.11n (HT Mixed, 13.5 Mbps, BPSK)	X	5.21	67.33	16.56	0.00	150.0	± 9.6 %
		Y	5.06	66.76	16.19		150.0	
		Z	5.03	67.31	16.39		150.0	
10118-CAC	IEEE 802.11n (HT Mixed, 81 Mbps, 16-QAM)	X	5.63	67.75	16.76	0.00	150.0	± 9.6 %
		Y	5.50	67.34	16.48		150.0	
		Z	5.41	67.66	16.55		150.0	
10119-CAC	IEEE 802.11n (HT Mixed, 135 Mbps, 64-QAM)	X	5.30	67.52	16.58	0.00	150.0	± 9.6 %
		Y	5.16	67.02	16.24		150.0	
		Z	5.13	67.55	16.43		150.0	
10140-CAF	LTE-FDD (SC-FDMA, 100% RB, 15 MHz, 16-QAM)	X	3.56	68.24	16.42	0.00	150.0	± 9.6 %
		Y	3.29	66.88	15.49		150.0	
		Z	3.39	68.15	16.19		150.0	
10141-CAE	LTE-FDD (SC-FDMA, 100% RB, 15 MHz, 64-QAM)	X	3.68	68.26	16.55	0.00	150.0	± 9.6 %
		Y	3.42	66.99	15.68		150.0	
		Z	3.52	68.25	16.36		150.0	
10142-CAE	LTE-FDD (SC-FDMA, 100% RB, 3 MHz, QPSK)	X	2.31	70.61	17.10	0.00	150.0	± 9.6 %
		Y	1.84	67.11	14.76		150.0	
		Z	2.12	70.48	16.65		150.0	
10143-CAE	LTE-FDD (SC-FDMA, 100% RB, 3 MHz, 16-QAM)	X	2.77	70.28	16.99	0.00	150.0	± 9.6 %
		Y	2.31	67.48	15.00		150.0	
		Z	2.68	70.99	16.78		150.0	
10144-CAE	LTE-FDD (SC-FDMA, 100% RB, 3 MHz, 64-QAM)	X	2.51	67.86	15.37	0.00	150.0	± 9.6 %
		Y	2.14	65.60	13.59		150.0	
		Z	2.29	67.65	14.67		150.0	
10145-CAF	LTE-FDD (SC-FDMA, 100% RB, 1.4 MHz, QPSK)	X	1.73	69.60	15.10	0.00	150.0	± 9.6 %
		Y	1.11	63.66	10.90		150.0	
		Z	1.33	67.08	12.73		150.0	
10146-CAF	LTE-FDD (SC-FDMA, 100% RB, 1.4 MHz, 16-QAM)	X	4.24	75.96	17.12	0.00	150.0	± 9.6 %
		Y	2.46	68.71	13.45		150.0	
		Z	2.36	68.35	12.25		150.0	
10147-CAF	LTE-FDD (SC-FDMA, 100% RB, 1.4 MHz, 64-QAM)	X	6.45	81.86	19.47	0.00	150.0	± 9.6 %
		Y	3.10	71.79	14.97		150.0	
		Z	3.29	72.21	14.01		150.0	

Unless otherwise stated the results shown in this test report refer only to the sample(s) tested and such sample(s) are retained for 90 days only.
除非另有說明，此報告結果僅對測試之樣品負責，同時此樣品僅保留90天。本報告未經本公司書面許可，不可部份複製。
This document is issued by the Company subject to its General Conditions of Service printed overleaf, available on request or accessible at www.sgs.com/terms_and_conditions.htm and for electronic format documents, subject to Terms and Conditions for Electronic Documents at www.sgs.com/terms_e-document.htm. Attention is drawn to the limitation of liability, indemnification and jurisdiction issues defined therein. Any holder of this document is advised that information contained hereon reflects the Company's findings at the time of its intervention only and within the limits of Client's instructions, if any. The Company's sole responsibility is to its Client and this document does not exonerate parties to a transaction from exercising all their rights and obligations under the transaction documents. This document cannot be reproduced except in full, without prior written approval of the Company. Any unauthorized alteration, forgery or falsification of the content or appearance of this document is unlawful and offenders may be prosecuted to the fullest extent of the law.

SGS Taiwan Ltd. 台灣檢驗科技股份有限公司 | No.134,Wu Kung Road, New Taipei Industrial Park, Wuku District, New Taipei City, Taiwan 24803/新北市五股區新北產業園區五工路 134 號
t (886-2) 2299-3279 f (886-2) 2298-0488 www.tw.sgs.com
Member of SGS Group

10149-CAE	LTE-FDD (SC-FDMA, 50% RB, 20 MHz, 16-QAM)	X	3.10	68.31	16.47	0.00	150.0	± 9.6 %
		Y	2.81	66.69	15.35		150.0	
		Z	2.93	68.23	16.22		150.0	
10150-CAE	LTE-FDD (SC-FDMA, 50% RB, 20 MHz, 64-QAM)	X	3.21	68.18	16.48	0.00	150.0	± 9.6 %
		Y	2.94	66.70	15.43		150.0	
		Z	3.05	68.20	16.26		150.0	
10151-CAG	LTE-TDD (SC-FDMA, 50% RB, 20 MHz, QPSK)	X	10.13	83.77	23.67	3.98	65.0	± 9.6 %
		Y	8.42	80.52	22.26		65.0	
		Z	6.89	77.61	20.59		65.0	
10152-CAG	LTE-TDD (SC-FDMA, 50% RB, 20 MHz, 16-QAM)	X	8.04	78.08	22.05	3.98	65.0	± 9.6 %
		Y	7.13	75.91	20.96		65.0	
		Z	6.04	73.58	19.44		65.0	
10153-CAG	LTE-TDD (SC-FDMA, 50% RB, 20 MHz, 64-QAM)	X	8.44	78.92	22.75	3.98	65.0	± 9.6 %
		Y	7.56	76.89	21.74		65.0	
		Z	6.48	74.70	20.30		65.0	
10154-CAG	LTE-FDD (SC-FDMA, 50% RB, 10 MHz, QPSK)	X	2.59	70.97	17.50	0.00	150.0	± 9.6 %
		Y	2.12	67.77	15.47		150.0	
		Z	2.38	70.74	17.16		150.0	
10155-CAG	LTE-FDD (SC-FDMA, 50% RB, 10 MHz, 16-QAM)	X	2.83	69.15	16.90	0.00	150.0	± 9.6 %
		Y	2.49	67.14	15.45		150.0	
		Z	2.71	69.57	16.78		150.0	
10156-CAG	LTE-FDD (SC-FDMA, 50% RB, 5 MHz, QPSK)	X	2.21	71.19	17.23	0.00	150.0	± 9.6 %
		Y	1.68	67.01	14.46		150.0	
		Z	2.01	71.01	16.65		150.0	
10157-CAG	LTE-FDD (SC-FDMA, 50% RB, 5 MHz, 16-QAM)	X	2.40	68.89	15.72	0.00	150.0	± 9.6 %
		Y	1.95	65.89	13.48		150.0	
		Z	2.19	68.70	14.94		150.0	
10158-CAG	LTE-FDD (SC-FDMA, 50% RB, 10 MHz, 64-QAM)	X	2.98	69.22	17.01	0.00	150.0	± 9.6 %
		Y	2.65	67.36	15.65		150.0	
		Z	2.88	69.75	16.93		150.0	
10159-CAG	LTE-FDD (SC-FDMA, 50% RB, 5 MHz, 64-QAM)	X	2.54	69.44	16.05	0.00	150.0	± 9.6 %
		Y	2.05	66.31	13.77		150.0	
		Z	2.34	69.42	15.34		150.0	
10160-CAE	LTE-FDD (SC-FDMA, 50% RB, 15 MHz, QPSK)	X	2.96	69.71	16.97	0.00	150.0	± 9.6 %
		Y	2.62	67.67	15.60		150.0	
		Z	2.78	69.58	16.72		150.0	
10161-CAE	LTE-FDD (SC-FDMA, 50% RB, 15 MHz, 16-QAM)	X	3.11	68.11	16.44	0.00	150.0	± 9.6 %
		Y	2.83	66.60	15.34		150.0	
		Z	2.95	68.19	16.22		150.0	
10162-CAE	LTE-FDD (SC-FDMA, 50% RB, 15 MHz, 64-QAM)	X	3.21	68.15	16.50	0.00	150.0	± 9.6 %
		Y	2.94	66.74	15.46		150.0	
		Z	3.06	68.32	16.32		150.0	
10166-CAF	LTE-FDD (SC-FDMA, 50% RB, 1.4 MHz, QPSK)	X	4.07	71.03	19.91	3.01	150.0	± 9.6 %
		Y	3.79	69.95	19.36		150.0	
		Z	3.83	71.36	19.76		150.0	
10167-CAF	LTE-FDD (SC-FDMA, 50% RB, 1.4 MHz, 16-QAM)	X	5.42	74.80	20.67	3.01	150.0	± 9.6 %
		Y	4.77	72.79	19.75		150.0	
		Z	5.29	76.01	20.77		150.0	

Unless otherwise stated the results shown in this test report refer only to the sample(s) tested and such sample(s) are retained for 90 days only.
除非另有說明，此報告結果僅對測試之樣品負責，同時此樣品僅保留90天。本報告未經本公司書面許可，不可部份複製。
This document is issued by the Company subject to its General Conditions of Service printed overleaf, available on request or accessible at www.sgs.com/terms_and_conditions.htm and for electronic format documents, subject to Terms and Conditions for Electronic Documents at www.sgs.com/terms_e-document.htm. Attention is drawn to the limitation of liability, indemnification and jurisdiction issues defined therein. Any holder of this document is advised that information contained hereon reflects the Company's findings at the time of its intervention only and within the limits of Client's instructions, if any. The Company's sole responsibility is to its Client and this document does not exonerate parties to a transaction from exercising all their rights and obligations under the transaction documents. This document cannot be reproduced except in full, without prior written approval of the Company. Any unauthorized alteration, forgery or falsification of the content or appearance of this document is unlawful and offenders may be prosecuted to the fullest extent of the law.

SGS Taiwan Ltd. 台灣檢驗科技股份有限公司 | No.134,Wu Kung Road, New Taipei Industrial Park, Wuku District, New Taipei City, Taiwan 24803/新北市五股區新北產業園區五工路 134 號
t (886-2) 2299-3279 f (886-2) 2298-0488 www.tw.sgs.com
Member of SGS Group

10168-CAF	LTE-FDD (SC-FDMA, 50% RB, 1.4 MHz, 64-QAM)	X	6.05	77.17	21.98	3.01	150.0	± 9.6 %
		Y	5.30	75.09	21.09		150.0	
		Z	6.36	79.86	22.71		150.0	
10169-CAE	LTE-FDD (SC-FDMA, 1 RB, 20 MHz, QPSK)	X	3.85	72.93	20.70	3.01	150.0	± 9.6 %
		Y	3.33	70.15	19.41		150.0	
		Z	3.47	72.51	20.23		150.0	
10170-CAE	LTE-FDD (SC-FDMA, 1 RB, 20 MHz, 16-QAM)	X	6.37	81.48	23.72	3.01	150.0	± 9.6 %
		Y	4.75	76.10	21.63		150.0	
		Z	7.01	85.04	24.72		150.0	
10171-AAE	LTE-FDD (SC-FDMA, 1 RB, 20 MHz, 64-QAM)	X	4.87	75.76	20.53	3.01	150.0	± 9.6 %
		Y	3.87	71.72	18.83		150.0	
		Z	4.54	76.13	20.23		150.0	
10172-CAG	LTE-TDD (SC-FDMA, 1 RB, 20 MHz, QPSK)	X	80.41	131.60	39.78	6.02	65.0	± 9.6 %
		Y	18.51	103.18	32.14		65.0	
		Z	14.22	97.99	29.18		65.0	
10173-CAG	LTE-TDD (SC-FDMA, 1 RB, 20 MHz, 16-QAM)	X	100.00	127.75	36.65	6.02	65.0	± 9.6 %
		Y	30.31	107.15	31.45		65.0	
		Z	25.08	102.02	28.13		65.0	
10174-CAG	LTE-TDD (SC-FDMA, 1 RB, 20 MHz, 64-QAM)	X	60.73	116.92	33.35	6.02	65.0	± 9.6 %
		Y	21.73	99.84	28.80		65.0	
		Z	17.08	94.57	25.40		65.0	
10175-CAG	LTE-FDD (SC-FDMA, 1 RB, 10 MHz, QPSK)	X	3.78	72.50	20.41	3.01	150.0	± 9.6 %
		Y	3.29	69.80	19.15		150.0	
		Z	3.40	71.98	19.88		150.0	
10176-CAG	LTE-FDD (SC-FDMA, 1 RB, 10 MHz, 16-QAM)	X	6.38	81.51	23.73	3.01	150.0	± 9.6 %
		Y	4.76	76.12	21.65		150.0	
		Z	7.03	85.08	24.74		150.0	
10177-CAI	LTE-FDD (SC-FDMA, 1 RB, 5 MHz, QPSK)	X	3.82	72.71	20.53	3.01	150.0	± 9.6 %
		Y	3.32	69.97	19.25		150.0	
		Z	3.44	72.23	20.02		150.0	
10178-CAG	LTE-FDD (SC-FDMA, 1 RB, 5 MHz, 16-QAM)	X	6.26	81.12	23.55	3.01	150.0	± 9.6 %
		Y	4.70	75.86	21.51		150.0	
		Z	6.85	84.54	24.51		150.0	
10179-CAG	LTE-FDD (SC-FDMA, 1 RB, 10 MHz, 64-QAM)	X	5.53	78.38	21.95	3.01	150.0	± 9.6 %
		Y	4.26	73.73	20.08		150.0	
		Z	5.53	80.03	22.20		150.0	
10180-CAG	LTE-FDD (SC-FDMA, 1 RB, 5 MHz, 64-QAM)	X	4.85	75.63	20.46	3.01	150.0	± 9.6 %
		Y	3.85	71.63	18.78		150.0	
		Z	4.51	75.97	20.14		150.0	
10181-CAE	LTE-FDD (SC-FDMA, 1 RB, 15 MHz, QPSK)	X	3.82	72.69	20.52	3.01	150.0	± 9.6 %
		Y	3.31	69.95	19.24		150.0	
		Z	3.44	72.20	20.01		150.0	
10182-CAE	LTE-FDD (SC-FDMA, 1 RB, 15 MHz, 16-QAM)	X	6.25	81.09	23.54	3.01	150.0	± 9.6 %
		Y	4.70	75.84	21.50		150.0	
		Z	6.83	84.50	24.49		150.0	
10183-AAD	LTE-FDD (SC-FDMA, 1 RB, 15 MHz, 64-QAM)	X	4.84	75.60	20.44	3.01	150.0	± 9.6 %
		Y	3.85	71.61	18.77		150.0	
		Z	4.50	75.94	20.13		150.0	

Unless otherwise stated the results shown in this test report refer only to the sample(s) tested and such sample(s) are retained for 90 days only.
除非另有說明，此報告結果僅對測試之樣品負責，同時此樣品僅保留90天。本報告未經本公司書面許可，不可部份複製。
This document is issued by the Company subject to its General Conditions of Service printed overleaf, available on request or accessible at www.sgs.com/terms_and_conditions.htm and for electronic format documents, subject to Terms and Conditions for Electronic Documents at www.sgs.com/terms_e-document.htm. Attention is drawn to the limitation of liability, indemnification and jurisdiction issues defined therein. Any holder of this document is advised that information contained hereon reflects the Company's findings at the time of its intervention only and within the limits of Client's instructions, if any. The Company's sole responsibility is to its Client and this document does not exonerate parties to a transaction from exercising all their rights and obligations under the transaction documents. This document cannot be reproduced except in full, without prior written approval of the Company. Any unauthorized alteration, forgery or falsification of the content or appearance of this document is unlawful and offenders may be prosecuted to the fullest extent of the law.

SGS Taiwan Ltd. 台灣檢驗科技股份有限公司 | No.134,Wu Kung Road, New Taipei Industrial Park, Wuku District, New Taipei City, Taiwan 24803/新北市五股區新北產業園區五工路 134 號
t (886-2) 2299-3279 f (886-2) 2298-0488 www.tw.sgs.com
Member of SGS Group

10184-CAE	LTE-FDD (SC-FDMA, 1 RB, 3 MHz, QPSK)	X	3.83	72.74	20.54	3.01	150.0	± 9.6 %
		Y	3.32	70.00	19.27		150.0	
		Z	3.45	72.26	20.04		150.0	
10185-CAE	LTE-FDD (SC-FDMA, 1 RB, 3 MHz, 16-QAM)	X	6.29	81.18	23.58	3.01	150.0	± 9.6 %
		Y	4.72	75.91	21.53		150.0	
		Z	6.88	84.63	24.55		150.0	
10186-AAE	LTE-FDD (SC-FDMA, 1 RB, 3 MHz, 64-QAM)	X	4.86	75.68	20.48	3.01	150.0	± 9.6 %
		Y	3.87	71.68	18.80		150.0	
		Z	4.53	76.04	20.17		150.0	
10187-CAF	LTE-FDD (SC-FDMA, 1 RB, 1.4 MHz, QPSK)	X	3.84	72.79	20.60	3.01	150.0	± 9.6 %
		Y	3.33	70.05	19.33		150.0	
		Z	3.46	72.34	20.11		150.0	
10188-CAF	LTE-FDD (SC-FDMA, 1 RB, 1.4 MHz, 16-QAM)	X	6.59	82.17	24.06	3.01	150.0	± 9.6 %
		Y	4.88	76.63	21.93		150.0	
		Z	7.44	86.21	25.23		150.0	
10189-AAF	LTE-FDD (SC-FDMA, 1 RB, 1.4 MHz, 64-QAM)	X	5.01	76.28	20.81	3.01	150.0	± 9.6 %
		Y	3.96	72.12	19.08		150.0	
		Z	4.72	76.84	20.60		150.0	
10193-CAC	IEEE 802.11n (HT Greenfield, 6.5 Mbps, BPSK)	X	4.64	66.78	16.35	0.00	150.0	± 9.6 %
		Y	4.48	66.22	15.91		150.0	
		Z	4.48	66.93	16.19		150.0	
10194-CAC	IEEE 802.11n (HT Greenfield, 39 Mbps, 16-QAM)	X	4.84	67.15	16.46	0.00	150.0	± 9.6 %
		Y	4.66	66.55	16.03		150.0	
		Z	4.65	67.23	16.31		150.0	
10195-CAC	IEEE 802.11n (HT Greenfield, 65 Mbps, 64-QAM)	X	4.88	67.16	16.47	0.00	150.0	± 9.6 %
		Y	4.70	66.58	16.05		150.0	
		Z	4.69	67.26	16.32		150.0	
10196-CAC	IEEE 802.11n (HT Mixed, 6.5 Mbps, BPSK)	X	4.66	66.88	16.38	0.00	150.0	± 9.6 %
		Y	4.49	66.29	15.93		150.0	
		Z	4.48	66.99	16.21		150.0	
10197-CAC	IEEE 802.11n (HT Mixed, 39 Mbps, 16-QAM)	X	4.85	67.17	16.47	0.00	150.0	± 9.6 %
		Y	4.67	66.58	16.04		150.0	
		Z	4.66	67.25	16.32		150.0	
10198-CAC	IEEE 802.11n (HT Mixed, 65 Mbps, 64-QAM)	X	4.88	67.18	16.48	0.00	150.0	± 9.6 %
		Y	4.70	66.60	16.06		150.0	
		Z	4.69	67.27	16.33		150.0	
10219-CAC	IEEE 802.11n (HT Mixed, 7.2 Mbps, BPSK)	X	4.61	66.90	16.35	0.00	150.0	± 9.6 %
		Y	4.43	66.30	15.89		150.0	
		Z	4.43	67.01	16.18		150.0	
10220-CAC	IEEE 802.11n (HT Mixed, 43.3 Mbps, 16-QAM)	X	4.85	67.15	16.47	0.00	150.0	± 9.6 %
		Y	4.67	66.56	16.04		150.0	
		Z	4.65	67.22	16.31		150.0	
10221-CAC	IEEE 802.11n (HT Mixed, 72.2 Mbps, 64-QAM)	X	4.89	67.10	16.46	0.00	150.0	± 9.6 %
		Y	4.71	66.53	16.05		150.0	
		Z	4.70	67.20	16.31		150.0	
10222-CAC	IEEE 802.11n (HT Mixed, 15 Mbps, BPSK)	X	5.19	67.35	16.57	0.00	150.0	± 9.6 %
		Y	5.03	66.77	16.18		150.0	
		Z	5.01	67.33	16.39		150.0	

Unless otherwise stated the results shown in this test report refer only to the sample(s) tested and such sample(s) are retained for 90 days only.
除非另有說明，此報告結果僅對測試之樣品負責，同時此樣品僅保留90天。本報告未經本公司書面許可，不可部份複製。
This document is issued by the Company subject to its General Conditions of Service printed overleaf, available on request or accessible at www.sgs.com/terms_and_conditions.htm and for electronic format documents, subject to Terms and Conditions for Electronic Documents at www.sgs.com/terms_e-document.htm. Attention is drawn to the limitation of liability, indemnification and jurisdiction issues defined therein. Any holder of this document is advised that information contained hereon reflects the Company's findings at the time of its intervention only and within the limits of Client's instructions, if any. The Company's sole responsibility is to its Client and this document does not exonerate parties to a transaction from exercising all their rights and obligations under the transaction documents. This document cannot be reproduced except in full, without prior written approval of the Company. Any unauthorized alteration, forgery or falsification of the content or appearance of this document is unlawful and offenders may be prosecuted to the fullest extent of the law.

SGS Taiwan Ltd. 台灣檢驗科技股份有限公司 | No.134,Wu Kung Road, New Taipei Industrial Park, Wuku District, New Taipei City, Taiwan 24803/新北市五股區新北產業園區五工路 134 號
t (886-2) 2299-3279 f (886-2) 2298-0488 www.tw.sgs.com
Member of SGS Group

10223-CAC	IEEE 802.11n (HT Mixed, 90 Mbps, 16-QAM)	X	5.54	67.61	16.71	0.00	150.0	± 9.6 %
		Y	5.35	66.99	16.32		150.0	
		Z	5.29	67.45	16.47		150.0	
10224-CAC	IEEE 802.11n (HT Mixed, 150 Mbps, 64-QAM)	X	5.24	67.46	16.55	0.00	150.0	± 9.6 %
		Y	5.08	66.87	16.16		150.0	
		Z	5.06	67.45	16.38		150.0	
10225-CAB	UMTS-FDD (HSPA+)	X	2.94	66.61	15.90	0.00	150.0	± 9.6 %
		Y	2.72	65.45	14.90		150.0	
		Z	2.80	66.78	15.59		150.0	
10226-CAA	LTE-TDD (SC-FDMA, 1 RB, 1.4 MHz, 16-QAM)	X	100.00	127.97	36.79	6.02	65.0	± 9.6 %
		Y	33.01	108.86	32.02		65.0	
		Z	28.60	104.35	28.88		65.0	
10227-CAA	LTE-TDD (SC-FDMA, 1 RB, 1.4 MHz, 64-QAM)	X	71.64	120.02	34.24	6.02	65.0	± 9.6 %
		Y	27.56	104.08	30.11		65.0	
		Z	21.67	98.19	26.50		65.0	
10228-CAA	LTE-TDD (SC-FDMA, 1 RB, 1.4 MHz, QPSK)	X	83.76	133.19	40.33	6.02	65.0	± 9.6 %
		Y	27.23	111.37	34.65		65.0	
		Z	14.92	99.20	29.65		65.0	
10229-CAC	LTE-TDD (SC-FDMA, 1 RB, 3 MHz, 16-QAM)	X	100.00	127.75	36.66	6.02	65.0	± 9.6 %
		Y	30.45	107.22	31.48		65.0	
		Z	25.36	102.20	28.19		65.0	
10230-CAC	LTE-TDD (SC-FDMA, 1 RB, 3 MHz, 64-QAM)	X	64.64	118.06	33.66	6.02	65.0	± 9.6 %
		Y	25.67	102.71	29.64		65.0	
		Z	19.55	96.45	25.91		65.0	
10231-CAC	LTE-TDD (SC-FDMA, 1 RB, 3 MHz, QPSK)	X	74.78	130.72	39.63	6.02	65.0	± 9.6 %
		Y	25.26	109.74	34.10		65.0	
		Z	13.84	97.69	29.10		65.0	
10232-CAF	LTE-TDD (SC-FDMA, 1 RB, 5 MHz, 16-QAM)	X	100.00	127.76	36.66	6.02	65.0	± 9.6 %
		Y	30.44	107.22	31.48		65.0	
		Z	25.32	102.18	28.18		65.0	
10233-CAF	LTE-TDD (SC-FDMA, 1 RB, 5 MHz, 64-QAM)	X	64.74	118.10	33.67	6.02	65.0	± 9.6 %
		Y	25.65	102.71	29.64		65.0	
		Z	19.51	96.43	25.91		65.0	
10234-CAF	LTE-TDD (SC-FDMA, 1 RB, 5 MHz, QPSK)	X	66.79	128.16	38.87	6.02	65.0	± 9.6 %
		Y	23.59	108.16	33.53		65.0	
		Z	12.92	96.23	28.52		65.0	
10235-CAF	LTE-TDD (SC-FDMA, 1 RB, 10 MHz, 16-QAM)	X	100.00	127.77	36.66	6.02	65.0	± 9.6 %
		Y	30.53	107.29	31.50		65.0	
		Z	25.37	102.23	28.19		65.0	
10236-CAF	LTE-TDD (SC-FDMA, 1 RB, 10 MHz, 64-QAM)	X	65.78	118.34	33.73	6.02	65.0	± 9.6 %
		Y	25.93	102.87	29.68		65.0	
		Z	19.72	96.57	25.94		65.0	
10237-CAF	LTE-TDD (SC-FDMA, 1 RB, 10 MHz, QPSK)	X	76.22	131.13	39.74	6.02	65.0	± 9.6 %
		Y	25.46	109.93	34.16		65.0	
		Z	13.89	97.78	29.12		65.0	
10238-CAF	LTE-TDD (SC-FDMA, 1 RB, 15 MHz, 16-QAM)	X	100.00	127.76	36.66	6.02	65.0	± 9.6 %
		Y	30.42	107.23	31.48		65.0	
		Z	25.26	102.15	28.17		65.0	

Unless otherwise stated the results shown in this test report refer only to the sample(s) tested and such sample(s) are retained for 90 days only.
除非另有說明，此報告結果僅對測試之樣品負責，同時此樣品僅保留90天。本報告未經本公司書面許可，不可部份複製。
This document is issued by the Company subject to its General Conditions of Service printed overleaf, available on request or accessible at www.sgs.com/terms_and_conditions.htm and for electronic format documents, subject to Terms and Conditions for Electronic Documents at www.sgs.com/terms_e-document.htm. Attention is drawn to the limitation of liability, indemnification and jurisdiction issues defined therein. Any holder of this document is advised that information contained hereon reflects the Company's findings at the time of its intervention only and within the limits of Client's instructions, if any. The Company's sole responsibility is to its Client and this document does not exonerate parties to a transaction from exercising all their rights and obligations under the transaction documents. This document cannot be reproduced except in full, without prior written approval of the Company. Any unauthorized alteration, forgery or falsification of the content or appearance of this document is unlawful and offenders may be prosecuted to the fullest extent of the law.

SGS Taiwan Ltd. 台灣檢驗科技股份有限公司 | No.134,Wu Kung Road, New Taipei Industrial Park, Wuku District, New Taipei City, Taiwan 24803/新北市五股區新北產業園區五工路 134 號
t (886-2) 2299-3279 f (886-2) 2298-0488 www.tw.sgs.com
Member of SGS Group

EX3DV4– SN:3938 October 24, 2018

10239-CAF	LTE-TDD (SC-FDMA, 1 RB, 15 MHz, 64-QAM)	X	64.82	118.13	33.68	6.02	65.0	± 9.6 %
		Y	25.62	102.71	29.64		65.0	
		Z	19.45	96.40	25.90		65.0	
10240-CAF	LTE-TDD (SC-FDMA, 1 RB, 15 MHz, QPSK)	X	75.84	131.04	39.71	6.02	65.0	± 9.6 %
		Y	25.37	109.86	34.14		65.0	
		Z	13.84	97.74	29.11		65.0	
10241-CAA	LTE-TDD (SC-FDMA, 50% RB, 1.4 MHz, 16-QAM)	X	12.34	87.77	28.06	6.98	65.0	± 9.6 %
		Y	10.61	84.69	26.80		65.0	
		Z	9.45	83.27	25.34		65.0	
10242-CAA	LTE-TDD (SC-FDMA, 50% RB, 1.4 MHz, 64-QAM)	X	11.90	86.96	27.68	6.98	65.0	± 9.6 %
		Y	9.43	82.13	25.70		65.0	
		Z	8.88	82.07	24.81		65.0	
10243-CAA	LTE-TDD (SC-FDMA, 50% RB, 1.4 MHz, QPSK)	X	9.29	83.62	27.37	6.98	65.0	± 9.6 %
		Y	7.60	79.19	25.41		65.0	
		Z	6.90	78.26	24.23		65.0	
10244-CAC	LTE-TDD (SC-FDMA, 50% RB, 3 MHz, 16-QAM)	X	11.62	85.25	22.95	3.98	65.0	± 9.6 %
		Y	9.03	81.02	21.07		65.0	
		Z	5.90	74.19	17.01		65.0	
10245-CAC	LTE-TDD (SC-FDMA, 50% RB, 3 MHz, 64-QAM)	X	11.21	84.37	22.59	3.98	65.0	± 9.6 %
		Y	8.74	80.23	20.72		65.0	
		Z	5.76	73.60	16.72		65.0	
10246-CAC	LTE-TDD (SC-FDMA, 50% RB, 3 MHz, QPSK)	X	13.76	91.33	25.01	3.98	65.0	± 9.6 %
		Y	8.27	82.50	21.35		65.0	
		Z	5.24	75.79	17.95		65.0	
10247-CAF	LTE-TDD (SC-FDMA, 50% RB, 5 MHz, 16-QAM)	X	8.15	80.38	21.81	3.98	65.0	± 9.6 %
		Y	6.57	76.53	19.78		65.0	
		Z	5.10	72.95	17.52		65.0	
10248-CAF	LTE-TDD (SC-FDMA, 50% RB, 5 MHz, 64-QAM)	X	7.96	79.46	21.43	3.98	65.0	± 9.6 %
		Y	6.50	75.86	19.49		65.0	
		Z	5.09	72.45	17.30		65.0	
10249-CAF	LTE-TDD (SC-FDMA, 50% RB, 5 MHz, QPSK)	X	14.67	92.89	26.21	3.98	65.0	± 9.6 %
		Y	9.72	85.51	23.23		65.0	
		Z	6.59	79.52	20.29		65.0	
10250-CAF	LTE-TDD (SC-FDMA, 50% RB, 10 MHz, 16-QAM)	X	8.79	81.74	23.60	3.98	65.0	± 9.6 %
		Y	7.53	78.89	22.19		65.0	
		Z	6.20	76.02	20.42		65.0	
10251-CAF	LTE-TDD (SC-FDMA, 50% RB, 10 MHz, 64-QAM)	X	8.02	78.77	22.12	3.98	65.0	± 9.6 %
		Y	7.01	76.36	20.84		65.0	
		Z	5.83	73.77	19.14		65.0	
10252-CAF	LTE-TDD (SC-FDMA, 50% RB, 10 MHz, QPSK)	X	12.21	89.16	25.66	3.98	65.0	± 9.6 %
		Y	9.34	84.33	23.66		65.0	
		Z	7.08	80.06	21.46		65.0	
10253-CAF	LTE-TDD (SC-FDMA, 50% RB, 15 MHz, 16-QAM)	X	7.75	77.29	21.77	3.98	65.0	± 9.6 %
		Y	6.93	75.28	20.72		65.0	
		Z	5.92	73.10	19.23		65.0	
10254-CAF	LTE-TDD (SC-FDMA, 50% RB, 15 MHz, 64-QAM)	X	8.16	78.13	22.42	3.98	65.0	± 9.6 %
		Y	7.34	76.22	21.42		65.0	
		Z	6.32	74.11	19.99		65.0	

Unless otherwise stated the results shown in this test report refer only to the sample(s) tested and such sample(s) are retained for 90 days only.
除非另有說明，此報告結果僅對測試之樣品負責，同時此樣品僅保留90天。本報告未經本公司書面許可，不可部份複製。
This document is issued by the Company subject to its General Conditions of Service printed overleaf, available on request or accessible at www.sgs.com/terms_and_conditions.htm and for electronic format documents, subject to Terms and Conditions for Electronic Documents at www.sgs.com/terms_e-document.htm. Attention is drawn to the limitation of liability, indemnification and jurisdiction issues defined therein. Any holder of this document is advised that information contained hereon reflects the Company's findings at the time of its intervention only and within the limits of Client's instructions, if any. The Company's sole responsibility is to its Client and this document does not exonerate parties to a transaction from exercising all their rights and obligations under the transaction documents. This document cannot be reproduced except in full, without prior written approval of the Company. Any unauthorized alteration, forgery or falsification of the content or appearance of this document is unlawful and offenders may be prosecuted to the fullest extent of the law.

SGS Taiwan Ltd. 台灣檢驗科技股份有限公司 | No.134,Wu Kung Road, New Taipei Industrial Park, Wuku District, New Taipei City, Taiwan 24803/新北市五股區新北產業園區五工路 134 號
t (886-2) 2299-3279 f (886-2) 2298-0488 www.tw.sgs.com
Member of SGS Group

10255-CAF	LTE-TDD (SC-FDMA, 50% RB, 15 MHz, QPSK)	X	9.52	82.96	23.63	3.98	65.0	± 9.6 %
		Y	8.03	79.93	22.27		65.0	
		Z	6.60	77.07	20.60		65.0	
10256-CAA	LTE-TDD (SC-FDMA, 100% RB, 1.4 MHz, 16-QAM)	X	10.25	82.65	21.16	3.98	65.0	± 9.6 %
		Y	7.42	77.45	18.77		65.0	
		Z	4.37	69.73	14.06		65.0	
10257-CAA	LTE-TDD (SC-FDMA, 100% RB, 1.4 MHz, 64-QAM)	X	9.67	81.35	20.60	3.98	65.0	± 9.6 %
		Y	7.07	76.36	18.24		65.0	
		Z	4.27	69.13	13.71		65.0	
10258-CAA	LTE-TDD (SC-FDMA, 100% RB, 1.4 MHz, QPSK)	X	11.24	87.41	23.06	3.98	65.0	± 9.6 %
		Y	6.32	77.82	18.86		65.0	
		Z	3.88	71.16	15.20		65.0	
10259-CAC	LTE-TDD (SC-FDMA, 100% RB, 3 MHz, 16-QAM)	X	8.37	80.75	22.39	3.98	65.0	± 9.6 %
		Y	6.95	77.37	20.63		65.0	
		Z	5.53	74.09	18.58		65.0	
10260-CAC	LTE-TDD (SC-FDMA, 100% RB, 3 MHz, 64-QAM)	X	8.31	80.29	22.23	3.98	65.0	± 9.6 %
		Y	6.94	77.04	20.51		65.0	
		Z	5.55	73.86	18.49		65.0	
10261-CAC	LTE-TDD (SC-FDMA, 100% RB, 3 MHz, QPSK)	X	12.47	89.95	25.58	3.98	65.0	± 9.6 %
		Y	9.00	84.05	23.10		65.0	
		Z	6.47	78.99	20.51		65.0	
10262-CAF	LTE-TDD (SC-FDMA, 100% RB, 5 MHz, 16-QAM)	X	8.78	81.69	23.56	3.98	65.0	± 9.6 %
		Y	7.52	78.83	22.15		65.0	
		Z	6.19	75.95	20.38		65.0	
10263-CAF	LTE-TDD (SC-FDMA, 100% RB, 5 MHz, 64-QAM)	X	8.01	78.76	22.12	3.98	65.0	± 9.6 %
		Y	7.00	76.35	20.83		65.0	
		Z	5.82	73.75	19.13		65.0	
10264-CAF	LTE-TDD (SC-FDMA, 100% RB, 5 MHz, QPSK)	X	12.07	88.92	25.56	3.98	65.0	± 9.6 %
		Y	9.25	84.11	23.56		65.0	
		Z	7.01	79.85	21.36		65.0	
10265-CAF	LTE-TDD (SC-FDMA, 100% RB, 10 MHz, 16-QAM)	X	8.04	78.09	22.05	3.98	65.0	± 9.6 %
		Y	7.13	75.91	20.97		65.0	
		Z	6.04	73.58	19.44		65.0	
10266-CAF	LTE-TDD (SC-FDMA, 100% RB, 10 MHz, 64-QAM)	X	8.44	78.91	22.74	3.98	65.0	± 9.6 %
		Y	7.55	76.88	21.73		65.0	
		Z	6.47	74.69	20.29		65.0	
10267-CAF	LTE-TDD (SC-FDMA, 100% RB, 10 MHz, QPSK)	X	10.11	83.73	23.66	3.98	65.0	± 9.6 %
		Y	8.41	80.47	22.25		65.0	
		Z	6.87	77.57	20.57		65.0	
10268-CAF	LTE-TDD (SC-FDMA, 100% RB, 15 MHz, 16-QAM)	X	8.39	77.19	22.02	3.98	65.0	± 9.6 %
		Y	7.65	75.51	21.20		65.0	
		Z	6.70	73.67	19.92		65.0	
10269-CAF	LTE-TDD (SC-FDMA, 100% RB, 15 MHz, 64-QAM)	X	8.26	76.63	21.86	3.98	65.0	± 9.6 %
		Y	7.58	75.05	21.07		65.0	
		Z	6.67	73.30	19.83		65.0	
10270-CAF	LTE-TDD (SC-FDMA, 100% RB, 15 MHz, QPSK)	X	8.88	79.53	22.20	3.98	65.0	± 9.6 %
		Y	7.84	77.34	21.20		65.0	
		Z	6.74	75.30	19.86		65.0	

Unless otherwise stated the results shown in this test report refer only to the sample(s) tested and such sample(s) are retained for 90 days only.
除非另有說明，此報告結果僅對測試之樣品負責，同時此樣品僅保留90天。本報告未經本公司書面許可，不可部份複製。
This document is issued by the Company subject to its General Conditions of Service printed overleaf, available on request or accessible at www.sgs.com/terms_and_conditions.htm and for electronic format documents, subject to Terms and Conditions for Electronic Documents at www.sgs.com/terms_e-document.htm. Attention is drawn to the limitation of liability, indemnification and jurisdiction issues defined therein. Any holder of this document is advised that information contained hereon reflects the Company's findings at the time of its intervention only and within the limits of Client's instructions, if any. The Company's sole responsibility is to its Client and this document does not exonerate parties to a transaction from exercising all their rights and obligations under the transaction documents. This document cannot be reproduced except in full, without prior written approval of the Company. Any unauthorized alteration, forgery or falsification of the content or appearance of this document is unlawful and offenders may be prosecuted to the fullest extent of the law.

SGS Taiwan Ltd. 台灣檢驗科技股份有限公司 | No.134,Wu Kung Road, New Taipei Industrial Park, Wuku District, New Taipei City, Taiwan 24803/新北市五股區新北產業園區五工路 134 號
t (886-2) 2299-3279 f (886-2) 2298-0488 www.tw.sgs.com
Member of SGS Group

10274-CAB	UMTS-FDD (HSUPA, Subtest 5, 3GPP Rel8.10)	X	2.69	67.00	15.83	0.00	150.0	± 9.6 %
		Y	2.47	65.61	14.67		150.0	
		Z	2.60	67.27	15.58		150.0	
10275-CAB	UMTS-FDD (HSUPA, Subtest 5, 3GPP Rel8.4)	X	1.83	70.14	16.96	0.00	150.0	± 9.6 %
		Y	1.44	66.20	14.31		150.0	
		Z	1.70	69.74	16.44		150.0	
10277-CAA	PHS (QPSK)	X	3.93	66.44	11.36	9.03	50.0	± 9.6 %
		Y	3.47	64.75	10.20		50.0	
		Z	2.62	62.17	7.82		50.0	
10278-CAA	PHS (QPSK, BW 884MHz, Rolloff 0.5)	X	14.62	89.25	23.47	9.03	50.0	± 9.6 %
		Y	7.61	78.00	18.87		50.0	
		Z	4.29	69.20	13.78		50.0	
10279-CAA	PHS (QPSK, BW 884MHz, Rolloff 0.38)	X	14.85	89.41	23.56	9.03	50.0	± 9.6 %
		Y	7.77	78.24	18.99		50.0	
		Z	4.39	69.44	13.93		50.0	
10290-AAB	CDMA2000, RC1, SO55, Full Rate	X	2.10	73.72	17.06	0.00	150.0	± 9.6 %
		Y	1.20	65.83	12.24		150.0	
		Z	1.79	72.49	15.56		150.0	
10291-AAB	CDMA2000, RC3, SO55, Full Rate	X	1.16	70.51	15.66	0.00	150.0	± 9.6 %
		Y	0.67	63.17	10.49		150.0	
		Z	0.94	68.71	13.80		150.0	
10292-AAB	CDMA2000, RC3, SO32, Full Rate	X	1.93	79.24	19.72	0.00	150.0	± 9.6 %
		Y	0.76	65.41	12.01		150.0	
		Z	2.01	80.04	18.85		150.0	
10293-AAB	CDMA2000, RC3, SO3, Full Rate	X	4.24	91.88	24.62	0.00	150.0	± 9.6 %
		Y	0.99	68.94	14.19		150.0	
		Z	16.88	110.82	28.51		150.0	
10295-AAB	CDMA2000, RC1, SO3, 1/8th Rate 25 fr.	X	12.27	89.66	26.50	9.03	50.0	± 9.6 %
		Y	10.64	85.72	24.40		50.0	
		Z	6.99	77.74	20.11		50.0	
10297-AAD	LTE-FDD (SC-FDMA, 50% RB, 20 MHz, QPSK)	X	3.09	71.44	17.51	0.00	150.0	± 9.6 %
		Y	2.59	68.47	15.73		150.0	
		Z	2.87	71.14	17.24		150.0	
10298-AAD	LTE-FDD (SC-FDMA, 50% RB, 3 MHz, QPSK)	X	2.03	71.15	16.52	0.00	150.0	± 9.6 %
		Y	1.39	65.75	12.91		150.0	
		Z	1.75	70.22	15.26		150.0	
10299-AAD	LTE-FDD (SC-FDMA, 50% RB, 3 MHz, 16-QAM)	X	4.66	77.12	18.36	0.00	150.0	± 9.6 %
		Y	3.14	71.60	15.64		150.0	
		Z	3.75	74.00	15.70		150.0	
10300-AAD	LTE-FDD (SC-FDMA, 50% RB, 3 MHz, 64-QAM)	X	2.97	69.66	14.52	0.00	150.0	± 9.6 %
		Y	2.26	66.29	12.46		150.0	
		Z	2.17	66.32	11.62		150.0	
10301-AAA	IEEE 802.16e WiMAX (29:18, 5ms, 10MHz, QPSK, PUSC)	X	5.32	66.98	18.36	4.17	50.0	± 9.6 %
		Y	5.22	66.88	18.11		50.0	
		Z	4.67	65.61	17.38		50.0	
10302-AAA	IEEE 802.16e WiMAX (29:18, 5ms, 10MHz, QPSK, PUSC, 3 CTRL symbols)	X	5.74	67.34	18.93	4.96	50.0	± 9.6 %
		Y	5.58	66.87	18.46		50.0	
		Z	5.16	66.25	18.09		50.0	

Unless otherwise stated the results shown in this test report refer only to the sample(s) tested and such sample(s) are retained for 90 days only.
除非另有說明，此報告結果僅對測試之樣品負責，同時此樣品僅保留90天。本報告未經本公司書面許可，不可部份複製。
This document is issued by the Company subject to its General Conditions of Service printed overleaf, available on request or accessible at www.sgs.com/terms_and_conditions.htm and for electronic format documents, subject to Terms and Conditions for Electronic Documents at www.sgs.com/terms_e-document.htm. Attention is drawn to the limitation of liability, indemnification and jurisdiction issues defined therein. Any holder of this document is advised that information contained hereon reflects the Company's findings at the time of its intervention only and within the limits of Client's instructions, if any. The Company's sole responsibility is to its Client and this document does not exonerate parties to a transaction from exercising all their rights and obligations under the transaction documents. This document cannot be reproduced except in full, without prior written approval of the Company. Any unauthorized alteration, forgery or falsification of the content or appearance of this document is unlawful and offenders may be prosecuted to the fullest extent of the law.

SGS Taiwan Ltd. 台灣檢驗科技股份有限公司 | No.134,Wu Kung Road, New Taipei Industrial Park, Wuku District, New Taipei City, Taiwan 24803/新北市五股區新北產業園區五工路 134 號
t (886-2) 2299-3279 f (886-2) 2298-0488 www.tw.sgs.com
Member of SGS Group

10303-AAA	IEEE 802.16e WiMAX (31:15, 5ms, 10MHz, 64QAM, PUSC)	X	5.54	67.22	18.91	4.96	50.0	± 9.6 %
		Y	5.37	66.70	18.39		50.0	
		Z	4.93	65.95	17.95		50.0	
10304-AAA	IEEE 802.16e WiMAX (29:18, 5ms, 10MHz, 64QAM, PUSC)	X	5.28	66.83	18.25	4.17	50.0	± 9.6 %
		Y	5.10	66.29	17.74		50.0	
		Z	4.73	65.82	17.46		50.0	
10305-AAA	IEEE 802.16e WiMAX (31:15, 10ms, 10MHz, 64QAM, PUSC, 15 symbols)	X	5.67	72.27	22.34	6.02	35.0	± 9.6 %
		Y	5.72	72.48	21.90		35.0	
		Z	4.66	68.90	20.05		35.0	
10306-AAA	IEEE 802.16e WiMAX (29:18, 10ms, 10MHz, 64QAM, PUSC, 18 symbols)	X	5.47	68.37	20.21	6.02	35.0	± 9.6 %
		Y	5.52	69.50	20.64		35.0	
		Z	4.82	67.24	19.32		35.0	
10307-AAA	IEEE 802.16e WiMAX (29:18, 10ms, 10MHz, QPSK, PUSC, 18 symbols)	X	5.58	70.12	21.19	6.02	35.0	± 9.6 %
		Y	5.54	70.11	20.79		35.0	
		Z	4.75	67.57	19.37		35.0	
10308-AAA	IEEE 802.16e WiMAX (29:18, 10ms, 10MHz, 16QAM, PUSC)	X	5.58	70.46	21.39	6.02	35.0	± 9.6 %
		Y	5.56	70.49	21.00		35.0	
		Z	4.74	67.84	19.54		35.0	
10309-AAA	IEEE 802.16e WiMAX (29:18, 10ms, 10MHz, 16QAM, AMC 2x3, 18 symbols)	X	5.56	68.68	20.38	6.02	35.0	± 9.6 %
		Y	5.61	69.80	20.81		35.0	
		Z	4.87	67.43	19.45		35.0	
10310-AAA	IEEE 802.16e WiMAX (29:18, 10ms, 10MHz, QPSK, AMC 2x3, 18 symbols)	X	5.54	69.67	21.04	6.02	35.0	± 9.6 %
		Y	5.51	69.73	20.68		35.0	
		Z	4.78	67.38	19.33		35.0	
10311-AAD	LTE-FDD (SC-FDMA, 100% RB, 15 MHz, QPSK)	X	3.47	70.67	17.10	0.00	150.0	± 9.6 %
		Y	2.93	67.81	15.46		150.0	
		Z	3.26	70.40	16.86		150.0	
10313-AAA	iDEN 1:3	X	10.55	84.71	20.54	6.99	70.0	± 9.6 %
		Y	5.52	75.51	16.93		70.0	
		Z	3.35	69.99	14.11		70.0	
10314-AAA	iDEN 1:6	X	24.93	102.67	28.79	10.00	30.0	± 9.6 %
		Y	8.40	84.46	22.81		30.0	
		Z	4.59	75.67	18.98		30.0	
10315-AAB	IEEE 802.11b WiFi 2.4 GHz (DSSS, 1 Mbps, 96pc duty cycle)	X	1.16	65.40	16.44	0.17	150.0	± 9.6 %
		Y	1.01	63.11	14.44		150.0	
		Z	1.08	64.77	15.73		150.0	
10316-AAB	IEEE 802.11g WiFi 2.4 GHz (ERP-OFDM, 6 Mbps, 96pc duty cycle)	X	4.72	66.92	16.53	0.17	150.0	± 9.6 %
		Y	4.56	66.38	16.12		150.0	
		Z	4.51	66.86	16.22		150.0	
10317-AAC	IEEE 802.11a WiFi 5 GHz (OFDM, 6 Mbps, 96pc duty cycle)	X	4.72	66.92	16.53	0.17	150.0	± 9.6 %
		Y	4.56	66.38	16.12		150.0	
		Z	4.51	66.86	16.22		150.0	
10400-AAD	IEEE 802.11ac WiFi (20MHz, 64-QAM, 99pc duty cycle)	X	4.84	67.20	16.45	0.00	150.0	± 9.6 %
		Y	4.66	66.61	16.02		150.0	
		Z	4.63	67.25	16.28		150.0	
10401-AAD	IEEE 802.11ac WiFi (40MHz, 64-QAM, 99pc duty cycle)	X	5.46	67.20	16.49	0.00	150.0	± 9.6 %
		Y	5.35	66.85	16.23		150.0	
		Z	5.28	67.24	16.32		150.0	

Unless otherwise stated the results shown in this test report refer only to the sample(s) tested and such sample(s) are retained for 90 days only.
除非另有說明，此報告結果僅對測試之樣品負責，同時此樣品僅保留90天。本報告未經本公司書面許可，不可部份複製。
This document is issued by the Company subject to its General Conditions of Service printed overleaf, available on request or accessible at www.sgs.com/terms_and_conditions.htm and for electronic format documents, subject to Terms and Conditions for Electronic Documents at www.sgs.com/terms_e-document.htm. Attention is drawn to the limitation of liability, indemnification and jurisdiction issues defined therein. Any holder of this document is advised that information contained hereon reflects the Company's findings at the time of its intervention only and within the limits of Client's instructions, if any. The Company's sole responsibility is to its Client and this document does not exonerate parties to a transaction from exercising all their rights and obligations under the transaction documents. This document cannot be reproduced except in full, without prior written approval of the Company. Any unauthorized alteration, forgery or falsification of the content or appearance of this document is unlawful and offenders may be prosecuted to the fullest extent of the law.

SGS Taiwan Ltd. 台灣檢驗科技股份有限公司 | No.134,Wu Kung Road, New Taipei Industrial Park, Wuku District, New Taipei City, Taiwan 24803/新北市五股區新北產業園區五工路 134 號
t (886-2) 2299-3279 f (886-2) 2298-0488 www.tw.sgs.com
Member of SGS Group

10402-AAD	IEEE 802.11ac WiFi (80MHz, 64-QAM, 99pc duty cycle)	X	5.76	67.75	16.60	0.00	150.0	± 9.6 %
		Y	5.61	67.21	16.26		150.0	
		Z	5.57	67.70	16.42		150.0	
10403-AAB	CDMA2000 (1xEV-DO, Rev. 0)	X	2.10	73.72	17.06	0.00	115.0	± 9.6 %
		Y	1.20	65.83	12.24		115.0	
		Z	1.79	72.49	15.56		115.0	
10404-AAB	CDMA2000 (1xEV-DO, Rev. A)	X	2.10	73.72	17.06	0.00	115.0	± 9.6 %
		Y	1.20	65.83	12.24		115.0	
		Z	1.79	72.49	15.56		115.0	
10406-AAB	CDMA2000, RC3, SO32, SCH0, Full Rate	X	100.00	122.19	31.29	0.00	100.0	± 9.6 %
		Y	29.24	105.80	27.50		100.0	
		Z	100.00	114.73	27.11		100.0	
10410-AAF	LTE-TDD (SC-FDMA, 1 RB, 10 MHz, QPSK, UL Subframe=2,3,4,7,8,9, Subframe Conf=4)	X	100.00	121.06	30.81	3.23	80.0	± 9.6 %
		Y	100.00	121.88	31.03		80.0	
		Z	83.71	111.58	25.89		80.0	
10415-AAA	IEEE 802.11b WiFi 2.4 GHz (DSSS, 1 Mbps, 99pc duty cycle)	X	1.03	63.90	15.54	0.00	150.0	± 9.6 %
		Y	0.91	61.92	13.65		150.0	
		Z	0.99	63.88	15.24		150.0	
10416-AAA	IEEE 802.11g WiFi 2.4 GHz (ERP-OFDM, 6 Mbps, 99pc duty cycle)	X	4.64	66.82	16.39	0.00	150.0	± 9.6 %
		Y	4.48	66.26	15.97		150.0	
		Z	4.48	66.96	16.25		150.0	
10417-AAB	IEEE 802.11a/h WiFi 5 GHz (OFDM, 6 Mbps, 99pc duty cycle)	X	4.64	66.82	16.39	0.00	150.0	± 9.6 %
		Y	4.48	66.26	15.97		150.0	
		Z	4.48	66.96	16.25		150.0	
10418-AAA	IEEE 802.11g WiFi 2.4 GHz (DSSS-OFDM, 6 Mbps, 99pc duty cycle, Long preambule)	X	4.63	66.97	16.41	0.00	150.0	± 9.6 %
		Y	4.47	66.40	15.97		150.0	
		Z	4.47	67.14	16.29		150.0	
10419-AAA	IEEE 802.11g WiFi 2.4 GHz (DSSS-OFDM, 6 Mbps, 99pc duty cycle, Short preambule)	X	4.65	66.92	16.41	0.00	150.0	± 9.6 %
		Y	4.49	66.36	15.98		150.0	
		Z	4.49	67.08	16.28		150.0	
10422-AAB	IEEE 802.11n (HT Greenfield, 7.2 Mbps, BPSK)	X	4.78	66.92	16.42	0.00	150.0	± 9.6 %
		Y	4.61	66.37	16.01		150.0	
		Z	4.61	67.05	16.28		150.0	
10423-AAB	IEEE 802.11n (HT Greenfield, 43.3 Mbps, 16-QAM)	X	4.98	67.29	16.55	0.00	150.0	± 9.6 %
		Y	4.79	66.71	16.13		150.0	
		Z	4.77	67.36	16.39		150.0	
10424-AAB	IEEE 802.11n (HT Greenfield, 72.2 Mbps, 64-QAM)	X	4.89	67.24	16.52	0.00	150.0	± 9.6 %
		Y	4.70	66.65	16.10		150.0	
		Z	4.69	67.32	16.37		150.0	
10425-AAB	IEEE 802.11n (HT Greenfield, 15 Mbps, BPSK)	X	5.44	67.47	16.62	0.00	150.0	± 9.6 %
		Y	5.32	67.05	16.33		150.0	
		Z	5.25	67.48	16.46		150.0	
10426-AAB	IEEE 802.11n (HT Greenfield, 90 Mbps, 16-QAM)	X	5.45	67.50	16.63	0.00	150.0	± 9.6 %
		Y	5.32	67.06	16.33		150.0	
		Z	5.26	67.50	16.46		150.0	

Unless otherwise stated the results shown in this test report refer only to the sample(s) tested and such sample(s) are retained for 90 days only.
除非另有說明，此報告結果僅對測試之樣品負責，同時此樣品僅保留90天。本報告未經本公司書面許可，不可部份複製。
This document is issued by the Company subject to its General Conditions of Service printed overleaf, available on request or accessible at www.sgs.com/terms_and_conditions.htm and for electronic format documents, subject to Terms and Conditions for Electronic Documents at www.sgs.com/terms_e-document.htm. Attention is drawn to the limitation of liability, indemnification and jurisdiction issues defined therein. Any holder of this document is advised that information contained hereon reflects the Company's findings at the time of its intervention only and within the limits of Client's instructions, if any. The Company's sole responsibility is to its Client and this document does not exonerate parties to a transaction from exercising all their rights and obligations under the transaction documents. This document cannot be reproduced except in full, without prior written approval of the Company. Any unauthorized alteration, forgery or falsification of the content or appearance of this document is unlawful and offenders may be prosecuted to the fullest extent of the law.

SGS Taiwan Ltd. 台灣檢驗科技股份有限公司 | No.134,Wu Kung Road, New Taipei Industrial Park, Wuku District, New Taipei City, Taiwan 24803/新北市五股區新北產業園區五工路 134 號
t (886-2) 2299-3279 f (886-2) 2298-0488 www.tw.sgs.com
Member of SGS Group

10427-AAB	IEEE 802.11n (HT Greenfield, 150 Mbps, 64-QAM)	X	5.47	67.52	16.63	0.00	150.0	± 9.6 %
		Y	5.33	67.04	16.31		150.0	
		Z	5.28	67.50	16.46		150.0	
10430-AAD	LTE-FDD (OFDMA, 5 MHz, E-TM 3.1)	X	4.44	70.94	18.55	0.00	150.0	± 9.6 %
		Y	4.14	70.00	17.76		150.0	
		Z	4.53	72.71	19.04		150.0	
10431-AAD	LTE-FDD (OFDMA, 10 MHz, E-TM 3.1)	X	4.38	67.45	16.50	0.00	150.0	± 9.6 %
		Y	4.17	66.74	15.93		150.0	
		Z	4.18	67.60	16.31		150.0	
10432-AAC	LTE-FDD (OFDMA, 15 MHz, E-TM 3.1)	X	4.67	67.30	16.51	0.00	150.0	± 9.6 %
		Y	4.47	66.66	16.03		150.0	
		Z	4.47	67.41	16.34		150.0	
10433-AAC	LTE-FDD (OFDMA, 20 MHz, E-TM 3.1)	X	4.90	67.28	16.55	0.00	150.0	± 9.6 %
		Y	4.72	66.69	16.12		150.0	
		Z	4.71	67.36	16.39		150.0	
10434-AAA	W-CDMA (BS Test Model 1, 64 DPCH)	X	4.58	71.86	18.63	0.00	150.0	± 9.6 %
		Y	4.21	70.69	17.67		150.0	
		Z	4.78	74.08	19.21		150.0	
10435-AAF	LTE-TDD (SC-FDMA, 1 RB, 20 MHz, QPSK, UL Subframe=2,3,4,7,8,9)	X	100.00	120.88	30.73	3.23	80.0	± 9.6 %
		Y	100.00	121.69	30.95		80.0	
		Z	66.38	108.66	25.18		80.0	
10447-AAD	LTE-FDD (OFDMA, 5 MHz, E-TM 3.1, Clipping 44%)	X	3.72	67.65	16.10	0.00	150.0	± 9.6 %
		Y	3.44	66.58	15.18		150.0	
		Z	3.50	67.81	15.74		150.0	
10448-AAD	LTE-FDD (OFDMA, 10 MHz, E-TM 3.1, Clippin 44%)	X	4.21	67.23	16.37	0.00	150.0	± 9.6 %
		Y	4.00	66.50	15.77		150.0	
		Z	4.02	67.40	16.18		150.0	
10449-AAC	LTE-FDD (OFDMA, 15 MHz, E-TM 3.1, Cliping 44%)	X	4.46	67.14	16.42	0.00	150.0	± 9.6 %
		Y	4.27	66.48	15.91		150.0	
		Z	4.28	67.27	16.26		150.0	
10450-AAC	LTE-FDD (OFDMA, 20 MHz, E-TM 3.1, Clipping 44%)	X	4.64	67.06	16.42	0.00	150.0	± 9.6 %
		Y	4.47	66.43	15.96		150.0	
		Z	4.47	67.16	16.26		150.0	
10451-AAA	W-CDMA (BS Test Model 1, 64 DPCH, Clipping 44%)	X	3.66	68.00	15.89	0.00	150.0	± 9.6 %
		Y	3.33	66.69	14.77		150.0	
		Z	3.40	68.05	15.38		150.0	
10456-AAB	IEEE 802.11ac WiFi (160MHz, 64-QAM, 99pc duty cycle)	X	6.29	68.08	16.78	0.00	150.0	± 9.6 %
		Y	6.17	67.63	16.50		150.0	
		Z	6.11	68.01	16.58		150.0	
10457-AAA	UMTS-FDD (DC-HSDPA)	X	3.83	65.45	16.13	0.00	150.0	± 9.6 %
		Y	3.72	64.89	15.67		150.0	
		Z	3.74	65.60	15.98		150.0	
10458-AAA	CDMA2000 (1xEV-DO, Rev. B, 2 carriers)	X	4.16	70.93	18.07	0.00	150.0	± 9.6 %
		Y	3.83	69.80	17.01		150.0	
		Z	4.35	73.12	18.49		150.0	
10459-AAA	CDMA2000 (1xEV-DO, Rev. B, 3 carriers)	X	5.20	68.00	18.25	0.00	150.0	± 9.6 %
		Y	5.01	67.77	17.91		150.0	
		Z	5.25	69.65	18.70		150.0	

Unless otherwise stated the results shown in this test report refer only to the sample(s) tested and such sample(s) are retained for 90 days only.
除非另有說明，此報告結果僅對測試之樣品負責，同時此樣品僅保留90天。本報告未經本公司書面許可，不可部份複製。
This document is issued by the Company subject to its General Conditions of Service printed overleaf, available on request or accessible at www.sgs.com/terms_and_conditions.htm and for electronic format documents, subject to Terms and Conditions for Electronic Documents at www.sgs.com/terms_e-document.htm. Attention is drawn to the limitation of liability, indemnification and jurisdiction issues defined therein. Any holder of this document is advised that information contained hereon reflects the Company's findings at the time of its intervention only and within the limits of Client's instructions, if any. The Company's sole responsibility is to its Client and this document does not exonerate parties to a transaction from exercising all their rights and obligations under the transaction documents. This document cannot be reproduced except in full, without prior written approval of the Company. Any unauthorized alteration, forgery or falsification of the content or appearance of this document is unlawful and offenders may be prosecuted to the fullest extent of the law.

SGS Taiwan Ltd. 台灣檢驗科技股份有限公司 | No.134,Wu Kung Road, New Taipei Industrial Park, Wuku District, New Taipei City, Taiwan 24803/新北市五股區新北產業園區五工路 134 號
t (886-2) 2299-3279 f (886-2) 2298-0488 www.tw.sgs.com
Member of SGS Group

10460-AAA	UMTS-FDD (WCDMA, AMR)	X	1.12	72.77	18.83	0.00	150.0	± 9.6 %
		Y	0.73	65.44	13.95		150.0	
		Z	1.01	71.76	18.00		150.0	
10461-AAA	LTE-TDD (SC-FDMA, 1 RB, 1.4 MHz, QPSK, UL Subframe=2,3,4,7,8,9)	X	100.00	126.43	33.33	3.29	80.0	± 9.6 %
		Y	100.00	125.87	32.93		80.0	
		Z	90.37	116.03	27.82		80.0	
10462-AAA	LTE-TDD (SC-FDMA, 1 RB, 1.4 MHz, 16-QAM, UL Subframe=2,3,4,7,8,9)	X	100.00	109.98	25.58	3.23	80.0	± 9.6 %
		Y	100.00	109.45	25.26		80.0	
		Z	1.10	60.79	7.88		80.0	
10463-AAA	LTE-TDD (SC-FDMA, 1 RB, 1.4 MHz, 64-QAM, UL Subframe=2,3,4,7,8,9)	X	100.00	106.70	24.02	3.23	80.0	± 9.6 %
		Y	49.13	98.79	22.03		80.0	
		Z	1.03	60.00	7.05		80.0	
10464-AAB	LTE-TDD (SC-FDMA, 1 RB, 3 MHz, QPSK, UL Subframe=2,3,4,7,8,9)	X	100.00	124.44	32.24	3.23	80.0	± 9.6 %
		Y	100.00	123.71	31.77		80.0	
		Z	25.98	98.94	23.07		80.0	
10465-AAB	LTE-TDD (SC-FDMA, 1 RB, 3 MHz, 16-QAM, UL Subframe=2,3,4,7,8,9)	X	100.00	109.41	25.30	3.23	80.0	± 9.6 %
		Y	100.00	108.89	24.99		80.0	
		Z	1.05	60.34	7.60		80.0	
10466-AAB	LTE-TDD (SC-FDMA, 1 RB, 3 MHz, 64-QAM, UL Subframe=2,3,4,7,8,9)	X	100.00	106.17	23.77	3.23	80.0	± 9.6 %
		Y	17.42	87.73	19.16		80.0	
		Z	1.03	60.00	7.00		80.0	
10467-AAE	LTE-TDD (SC-FDMA, 1 RB, 5 MHz, QPSK, UL Subframe=2,3,4,7,8,9)	X	100.00	124.67	32.35	3.23	80.0	± 9.6 %
		Y	100.00	123.95	31.88		80.0	
		Z	34.96	102.47	23.96		80.0	
10468-AAE	LTE-TDD (SC-FDMA, 1 RB, 5 MHz, 16-QAM, UL Subframe=2,3,4,7,8,9)	X	100.00	109.58	25.38	3.23	80.0	± 9.6 %
		Y	100.00	109.06	25.07		80.0	
		Z	1.06	60.45	7.67		80.0	
10469-AAE	LTE-TDD (SC-FDMA, 1 RB, 5 MHz, 64-QAM, UL Subframe=2,3,4,7,8,9)	X	100.00	106.18	23.77	3.23	80.0	± 9.6 %
		Y	18.04	88.11	19.26		80.0	
		Z	1.03	60.00	7.00		80.0	
10470-AAE	LTE-TDD (SC-FDMA, 1 RB, 10 MHz, QPSK, UL Subframe=2,3,4,7,8,9)	X	100.00	124.71	32.35	3.23	80.0	± 9.6 %
		Y	100.00	123.98	31.88		80.0	
		Z	35.24	102.56	23.97		80.0	
10471-AAE	LTE-TDD (SC-FDMA, 1 RB, 10 MHz, 16-QAM, UL Subframe=2,3,4,7,8,9)	X	100.00	109.53	25.35	3.23	80.0	± 9.6 %
		Y	100.00	109.01	25.04		80.0	
		Z	1.05	60.40	7.64		80.0	
10472-AAE	LTE-TDD (SC-FDMA, 1 RB, 10 MHz, 64-QAM, UL Subframe=2,3,4,7,8,9)	X	100.00	106.13	23.74	3.23	80.0	± 9.6 %
		Y	17.90	88.00	19.21		80.0	
		Z	1.03	60.00	6.99		80.0	
10473-AAE	LTE-TDD (SC-FDMA, 1 RB, 15 MHz, QPSK, UL Subframe=2,3,4,7,8,9)	X	100.00	124.67	32.34	3.23	80.0	± 9.6 %
		Y	100.00	123.95	31.87		80.0	
		Z	34.67	102.34	23.91		80.0	
10474-AAE	LTE-TDD (SC-FDMA, 1 RB, 15 MHz, 16-QAM, UL Subframe=2,3,4,7,8,9)	X	100.00	109.54	25.35	3.23	80.0	± 9.6 %
		Y	100.00	109.01	25.04		80.0	
		Z	1.05	60.39	7.63		80.0	
10475-AAE	LTE-TDD (SC-FDMA, 1 RB, 15 MHz, 64-QAM, UL Subframe=2,3,4,7,8,9)	X	100.00	106.14	23.74	3.23	80.0	± 9.6 %
		Y	17.52	87.78	19.16		80.0	
		Z	1.03	60.00	6.99		80.0	

Unless otherwise stated the results shown in this test report refer only to the sample(s) tested and such sample(s) are retained for 90 days only.
除非另有說明，此報告結果僅對測試之樣品負責，同時此樣品僅保留90天。本報告未經本公司書面許可，不可部份複製。
This document is issued by the Company subject to its General Conditions of Service printed overleaf, available on request or accessible at www.sgs.com/terms_and_conditions.htm and for electronic format documents, subject to Terms and Conditions for Electronic Documents at www.sgs.com/terms_e-document.htm. Attention is drawn to the limitation of liability, indemnification and jurisdiction issues defined therein. Any holder of this document is advised that information contained hereon reflects the Company's findings at the time of its intervention only and within the limits of Client's instructions, if any. The Company's sole responsibility is to its Client and this document does not exonerate parties to a transaction from exercising all their rights and obligations under the transaction documents. This document cannot be reproduced except in full, without prior written approval of the Company. Any unauthorized alteration, forgery or falsification of the content or appearance of this document is unlawful and offenders may be prosecuted to the fullest extent of the law.

SGS Taiwan Ltd. 台灣檢驗科技股份有限公司 | No.134,Wu Kung Road, New Taipei Industrial Park, Wuku District, New Taipei City, Taiwan 24803/新北市五股區新北產業園區五工路 134 號
t (886-2) 2299-3279 f (886-2) 2298-0488 www.tw.sgs.com
Member of SGS Group

10477-AAF	LTE-TDD (SC-FDMA, 1 RB, 20 MHz, 16-QAM, UL Subframe=2,3,4,7,8,9)	X	100.00	109.37	25.27	3.23	80.0	± 9.6 %
		Y	100.00	108.84	24.96		80.0	
		Z	1.03	60.28	7.55		80.0	
10478-AAF	LTE-TDD (SC-FDMA, 1 RB, 20 MHz, 64-QAM, UL Subframe=2,3,4,7,8,9)	X	100.00	106.09	23.72	3.23	80.0	± 9.6 %
		Y	17.03	87.46	19.06		80.0	
		Z	1.03	60.00	6.98		80.0	
10479-AAA	LTE-TDD (SC-FDMA, 50% RB, 1.4 MHz, QPSK, UL Subframe=2,3,4,7,8,9)	X	32.47	108.40	30.35	3.23	80.0	± 9.6 %
		Y	23.42	102.58	28.36		80.0	
		Z	8.33	85.84	21.97		80.0	
10480-AAA	LTE-TDD (SC-FDMA, 50% RB, 1.4 MHz, 16-QAM, UL Subframe=2,3,4,7,8,9)	X	42.90	105.02	27.50	3.23	80.0	± 9.6 %
		Y	20.70	94.12	24.14		80.0	
		Z	6.08	76.74	17.02		80.0	
10481-AAA	LTE-TDD (SC-FDMA, 50% RB, 1.4 MHz, 64-QAM, UL Subframe=2,3,4,7,8,9)	X	32.63	100.01	25.80	3.23	80.0	± 9.6 %
		Y	15.67	89.38	22.38		80.0	
		Z	4.46	72.49	15.13		80.0	
10482-AAB	LTE-TDD (SC-FDMA, 50% RB, 3 MHz, QPSK, UL Subframe=2,3,4,7,8,9)	X	9.20	87.35	23.04	2.23	80.0	± 9.6 %
		Y	3.94	74.35	17.65		80.0	
		Z	2.70	70.00	15.33		80.0	
10483-AAB	LTE-TDD (SC-FDMA, 50% RB, 3 MHz, 16-QAM, UL Subframe=2,3,4,7,8,9)	X	15.24	90.75	23.81	2.23	80.0	± 9.6 %
		Y	9.78	83.78	21.08		80.0	
		Z	3.87	71.04	15.19		80.0	
10484-AAB	LTE-TDD (SC-FDMA, 50% RB, 3 MHz, 64-QAM, UL Subframe=2,3,4,7,8,9)	X	12.87	88.08	23.00	2.23	80.0	± 9.6 %
		Y	8.49	81.59	20.36		80.0	
		Z	3.66	70.14	14.84		80.0	
10485-AAE	LTE-TDD (SC-FDMA, 50% RB, 5 MHz, QPSK, UL Subframe=2,3,4,7,8,9)	X	7.98	85.70	23.28	2.23	80.0	± 9.6 %
		Y	4.36	75.94	19.15		80.0	
		Z	3.22	72.33	17.26		80.0	
10486-AAE	LTE-TDD (SC-FDMA, 50% RB, 5 MHz, 16-QAM, UL Subframe=2,3,4,7,8,9)	X	5.36	76.17	19.55	2.23	80.0	± 9.6 %
		Y	3.79	70.74	16.72		80.0	
		Z	3.08	68.57	15.26		80.0	
10487-AAE	LTE-TDD (SC-FDMA, 50% RB, 5 MHz, 64-QAM, UL Subframe=2,3,4,7,8,9)	X	5.22	75.40	19.25	2.23	80.0	± 9.6 %
		Y	3.77	70.31	16.54		80.0	
		Z	3.08	68.23	15.10		80.0	
10488-AAE	LTE-TDD (SC-FDMA, 50% RB, 10 MHz, QPSK, UL Subframe=2,3,4,7,8,9)	X	6.58	81.06	22.14	2.23	80.0	± 9.6 %
		Y	4.49	74.73	19.35		80.0	
		Z	3.58	72.12	17.94		80.0	
10489-AAE	LTE-TDD (SC-FDMA, 50% RB, 10 MHz, 16-QAM, UL Subframe=2,3,4,7,8,9)	X	4.86	73.47	19.42	2.23	80.0	± 9.6 %
		Y	4.01	70.32	17.71		80.0	
		Z	3.48	68.92	16.70		80.0	
10490-AAE	LTE-TDD (SC-FDMA, 50% RB, 10 MHz, 64-QAM, UL Subframe=2,3,4,7,8,9)	X	4.88	72.95	19.23	2.23	80.0	± 9.6 %
		Y	4.10	70.09	17.64		80.0	
		Z	3.57	68.77	16.66		80.0	
10491-AAE	LTE-TDD (SC-FDMA, 50% RB, 15 MHz, QPSK, UL Subframe=2,3,4,7,8,9)	X	5.85	76.95	20.70	2.23	80.0	± 9.6 %
		Y	4.52	72.66	18.69		80.0	
		Z	3.82	70.84	17.60		80.0	
10492-AAE	LTE-TDD (SC-FDMA, 50% RB, 15 MHz, 16-QAM, UL Subframe=2,3,4,7,8,9)	X	4.94	71.68	18.90	2.23	80.0	± 9.6 %
		Y	4.31	69.40	17.63		80.0	
		Z	3.83	68.32	16.79		80.0	

Unless otherwise stated the results shown in this test report refer only to the sample(s) tested and such sample(s) are retained for 90 days only.
除非另有說明，此報告結果僅對測試之樣品負責，同時此樣品僅保留90天。本報告未經本公司書面許可，不可部份複製。
This document is issued by the Company subject to its General Conditions of Service printed overleaf, available on request or accessible at www.sgs.com/terms_and_conditions.htm and for electronic format documents, subject to Terms and Conditions for Electronic Documents at www.sgs.com/terms_e-document.htm. Attention is drawn to the limitation of liability, indemnification and jurisdiction issues defined therein. Any holder of this document is advised that information contained hereon reflects the Company's findings at the time of its intervention only and within the limits of Client's instructions, if any. The Company's sole responsibility is to its Client and this document does not exonerate parties to a transaction from exercising all their rights and obligations under the transaction documents. This document cannot be reproduced except in full, without prior written approval of the Company. Any unauthorized alteration, forgery or falsification of the content or appearance of this document is unlawful and offenders may be prosecuted to the fullest extent of the law.

SGS Taiwan Ltd. 台灣檢驗科技股份有限公司 | No.134,Wu Kung Road, New Taipei Industrial Park, Wuku District, New Taipei City, Taiwan 24803/新北市五股區新北產業園區五工路 134 號
t (886-2) 2299-3279 f (886-2) 2298-0488 www.tw.sgs.com
Member of SGS Group

10493-AAE	LTE-TDD (SC-FDMA, 50% RB, 15 MHz, 64-QAM, UL Subframe=2,3,4,7,8,9)	X	4.97	71.38	18.79	2.23	80.0	± 9.6 %
		Y	4.37	69.24	17.58		80.0	
		Z	3.90	68.20	16.76		80.0	
10494-AAF	LTE-TDD (SC-FDMA, 50% RB, 20 MHz, QPSK, UL Subframe=2,3,4,7,8,9)	X	6.95	79.86	21.58	2.23	80.0	± 9.6 %
		Y	4.99	74.37	19.18		80.0	
		Z	4.13	72.26	18.02		80.0	
10495-AAF	LTE-TDD (SC-FDMA, 50% RB, 20 MHz, 16-QAM, UL Subframe=2,3,4,7,8,9)	X	5.07	72.39	19.18	2.23	80.0	± 9.6 %
		Y	4.37	69.87	17.84		80.0	
		Z	3.87	68.70	16.98		80.0	
10496-AAF	LTE-TDD (SC-FDMA, 50% RB, 20 MHz, 64-QAM, UL Subframe=2,3,4,7,8,9)	X	5.07	71.80	18.98	2.23	80.0	± 9.6 %
		Y	4.43	69.53	17.74		80.0	
		Z	3.95	68.45	16.92		80.0	
10497-AAA	LTE-TDD (SC-FDMA, 100% RB, 1.4 MHz, QPSK, UL Subframe=2,3,4,7,8,9)	X	7.77	84.28	21.25	2.23	80.0	± 9.6 %
		Y	2.76	69.51	14.83		80.0	
		Z	1.83	65.26	12.27		80.0	
10498-AAA	LTE-TDD (SC-FDMA, 100% RB, 1.4 MHz, 16-QAM, UL Subframe=2,3,4,7,8,9)	X	4.10	72.22	15.94	2.23	80.0	± 9.6 %
		Y	2.08	63.53	11.20		80.0	
		Z	1.49	60.84	9.11		80.0	
10499-AAA	LTE-TDD (SC-FDMA, 100% RB, 1.4 MHz, 64-QAM, UL Subframe=2,3,4,7,8,9)	X	3.88	71.14	15.38	2.23	80.0	± 9.6 %
		Y	2.02	62.98	10.80		80.0	
		Z	1.45	60.40	8.75		80.0	
10500-AAB	LTE-TDD (SC-FDMA, 100% RB, 3 MHz, QPSK, UL Subframe=2,3,4,7,8,9)	X	6.85	82.59	22.44	2.23	80.0	± 9.6 %
		Y	4.30	75.01	19.09		80.0	
		Z	3.32	71.99	17.46		80.0	
10501-AAB	LTE-TDD (SC-FDMA, 100% RB, 3 MHz, 16-QAM, UL Subframe=2,3,4,7,8,9)	X	5.08	74.80	19.39	2.23	80.0	± 9.6 %
		Y	3.90	70.59	17.11		80.0	
		Z	3.27	68.83	15.87		80.0	
10502-AAB	LTE-TDD (SC-FDMA, 100% RB, 3 MHz, 64-QAM, UL Subframe=2,3,4,7,8,9)	X	5.08	74.42	19.19	2.23	80.0	± 9.6 %
		Y	3.94	70.38	16.98		80.0	
		Z	3.32	68.68	15.75		80.0	
10503-AAE	LTE-TDD (SC-FDMA, 100% RB, 5 MHz, QPSK, UL Subframe=2,3,4,7,8,9)	X	6.47	80.76	22.03	2.23	80.0	± 9.6 %
		Y	4.42	74.51	19.24		80.0	
		Z	3.53	71.90	17.84		80.0	
10504-AAE	LTE-TDD (SC-FDMA, 100% RB, 5 MHz, 16-QAM, UL Subframe=2,3,4,7,8,9)	X	4.84	73.36	19.37	2.23	80.0	± 9.6 %
		Y	3.99	70.22	17.65		80.0	
		Z	3.46	68.82	16.64		80.0	
10505-AAE	LTE-TDD (SC-FDMA, 100% RB, 5 MHz, 64-QAM, UL Subframe=2,3,4,7,8,9)	X	4.85	72.84	19.17	2.23	80.0	± 9.6 %
		Y	4.07	69.98	17.58		80.0	
		Z	3.55	68.67	16.60		80.0	
10506-AAE	LTE-TDD (SC-FDMA, 100% RB, 10 MHz, QPSK, UL Subframe=2,3,4,7,8,9)	X	6.87	79.65	21.49	2.23	80.0	± 9.6 %
		Y	4.94	74.20	19.10		80.0	
		Z	4.10	72.10	17.94		80.0	
10507-AAE	LTE-TDD (SC-FDMA, 100% RB, 10 MHz, 16-QAM, UL Subframe=2,3,4,7,8,9)	X	5.05	72.32	19.14	2.23	80.0	± 9.6 %
		Y	4.35	69.81	17.80		80.0	
		Z	3.85	68.63	16.94		80.0	

Unless otherwise stated the results shown in this test report refer only to the sample(s) tested and such sample(s) are retained for 90 days only.
除非另有說明，此報告結果僅對測試之樣品負責，同時此樣品僅保留90天。本報告未經本公司書面許可，不可部份複製。
This document is issued by the Company subject to its General Conditions of Service printed overleaf, available on request or accessible at www.sgs.com/terms_and_conditions.htm and for electronic format documents, subject to Terms and Conditions for Electronic Documents at www.sgs.com/terms_e-document.htm. Attention is drawn to the limitation of liability, indemnification and jurisdiction issues defined therein. Any holder of this document is advised that information contained hereon reflects the Company's findings at the time of its intervention only and within the limits of Client's instructions, if any. The Company's sole responsibility is to its Client and this document does not exonerate parties to a transaction from exercising all their rights and obligations under the transaction documents. This document cannot be reproduced except in full, without prior written approval of the Company. Any unauthorized alteration, forgery or falsification of the content or appearance of this document is unlawful and offenders may be prosecuted to the fullest extent of the law.

SGS Taiwan Ltd. 台灣檢驗科技股份有限公司 | No.134,Wu Kung Road, New Taipei Industrial Park, Wuku District, New Taipei City, Taiwan 24803/新北市五股區新北產業園區五工路 134 號
t (886-2) 2299-3279 f (886-2) 2298-0488 www.tw.sgs.com
Member of SGS Group

10508-AAE	LTE-TDD (SC-FDMA, 100% RB, 10 MHz, 64-QAM, UL Subframe=2,3,4,7,8,9)	X	5.05	71.72	18.93	2.23	80.0	± 9.6 %
		Y	4.41	69.46	17.70		80.0	
		Z	3.93	68.38	16.87		80.0	
10509-AAE	LTE-TDD (SC-FDMA, 100% RB, 15 MHz, QPSK, UL Subframe=2,3,4,7,8,9)	X	6.42	76.31	20.23	2.23	80.0	± 9.6 %
		Y	5.10	72.45	18.45		80.0	
		Z	4.44	71.04	17.56		80.0	
10510-AAE	LTE-TDD (SC-FDMA, 100% RB, 15 MHz, 16-QAM, UL Subframe=2,3,4,7,8,9)	X	5.41	71.43	18.82	2.23	80.0	± 9.6 %
		Y	4.81	69.39	17.73		80.0	
		Z	4.34	68.44	16.99		80.0	
10511-AAE	LTE-TDD (SC-FDMA, 100% RB, 15 MHz, 64-QAM, UL Subframe=2,3,4,7,8,9)	X	5.40	70.96	18.67	2.23	80.0	± 9.6 %
		Y	4.84	69.09	17.65		80.0	
		Z	4.39	68.21	16.94		80.0	
10512-AAF	LTE-TDD (SC-FDMA, 100% RB, 20 MHz, QPSK, UL Subframe=2,3,4,7,8,9)	X	7.47	79.47	21.24	2.23	80.0	± 9.6 %
		Y	5.46	74.25	18.99		80.0	
		Z	4.64	72.47	17.97		80.0	
10513-AAF	LTE-TDD (SC-FDMA, 100% RB, 20 MHz, 16-QAM, UL Subframe=2,3,4,7,8,9)	X	5.39	72.08	19.07	2.23	80.0	± 9.6 %
		Y	4.72	69.76	17.86		80.0	
		Z	4.23	68.69	17.07		80.0	
10514-AAF	LTE-TDD (SC-FDMA, 100% RB, 20 MHz, 64-QAM, UL Subframe=2,3,4,7,8,9)	X	5.30	71.34	18.83	2.23	80.0	± 9.6 %
		Y	4.71	69.27	17.73		80.0	
		Z	4.25	68.30	16.97		80.0	
10515-AAA	IEEE 802.11b WiFi 2.4 GHz (DSSS, 2 Mbps, 99pc duty cycle)	X	0.99	64.18	15.67	0.00	150.0	± 9.6 %
		Y	0.87	62.03	13.65		150.0	
		Z	0.96	64.13	15.35		150.0	
10516-AAA	IEEE 802.11b WiFi 2.4 GHz (DSSS, 5.5 Mbps, 99pc duty cycle)	X	1.07	82.62	23.29	0.00	150.0	± 9.6 %
		Y	0.42	66.18	13.67		150.0	
		Z	0.79	78.03	21.08		150.0	
10517-AAA	IEEE 802.11b WiFi 2.4 GHz (DSSS, 11 Mbps, 99pc duty cycle)	X	0.89	67.34	17.01	0.00	150.0	± 9.6 %
		Y	0.70	63.35	13.75		150.0	
		Z	0.83	66.82	16.43		150.0	
10518-AAB	IEEE 802.11a/h WiFi 5 GHz (OFDM, 9 Mbps, 99pc duty cycle)	X	4.64	66.90	16.38	0.00	150.0	± 9.6 %
		Y	4.47	66.33	15.94		150.0	
		Z	4.47	67.04	16.24		150.0	
10519-AAB	IEEE 802.11a/h WiFi 5 GHz (OFDM, 12 Mbps, 99pc duty cycle)	X	4.85	67.18	16.51	0.00	150.0	± 9.6 %
		Y	4.67	66.59	16.08		150.0	
		Z	4.65	67.25	16.34		150.0	
10520-AAB	IEEE 802.11a/h WiFi 5 GHz (OFDM, 18 Mbps, 99pc duty cycle)	X	4.71	67.17	16.45	0.00	150.0	± 9.6 %
		Y	4.52	66.54	15.99		150.0	
		Z	4.51	67.23	16.28		150.0	
10521-AAB	IEEE 802.11a/h WiFi 5 GHz (OFDM, 24 Mbps, 99pc duty cycle)	X	4.64	67.19	16.44	0.00	150.0	± 9.6 %
		Y	4.45	66.53	15.97		150.0	
		Z	4.44	67.24	16.27		150.0	
10522-AAB	IEEE 802.11a/h WiFi 5 GHz (OFDM, 36 Mbps, 99pc duty cycle)	X	4.69	67.17	16.48	0.00	150.0	± 9.6 %
		Y	4.51	66.60	16.04		150.0	
		Z	4.50	67.33	16.35		150.0	

Unless otherwise stated the results shown in this test report refer only to the sample(s) tested and such sample(s) are retained for 90 days only.
除非另有說明，此報告結果僅對測試之樣品負責，同時此樣品僅保留90天。本報告未經本公司書面許可，不可部份複製。
This document is issued by the Company subject to its General Conditions of Service printed overleaf, available on request or accessible at www.sgs.com/terms_and_conditions.htm and for electronic format documents, subject to Terms and Conditions for Electronic Documents at www.sgs.com/terms_e-document.htm. Attention is drawn to the limitation of liability, indemnification and jurisdiction issues defined therein. Any holder of this document is advised that information contained hereon reflects the Company's findings at the time of its intervention only and within the limits of Client's instructions, if any. The Company's sole responsibility is to its Client and this document does not exonerate parties to a transaction from exercising all their rights and obligations under the transaction documents. This document cannot be reproduced except in full, without prior written approval of the Company. Any unauthorized alteration, forgery or falsification of the content or appearance of this document is unlawful and offenders may be prosecuted to the fullest extent of the law.

SGS Taiwan Ltd. 台灣檢驗科技股份有限公司 | No.134,Wu Kung Road, New Taipei Industrial Park, Wuku District, New Taipei City, Taiwan 24803/新北市五股區新北產業園區五工路 134 號
t (886-2) 2299-3279 f (886-2) 2298-0488 www.tw.sgs.com
Member of SGS Group

10523-AAB	IEEE 802.11a/h WiFi 5 GHz (OFDM, 48 Mbps, 99pc duty cycle)	X	4.56	67.08	16.34	0.00	150.0	± 9.6 %
		Y	4.38	66.45	15.88		150.0	
		Z	4.39	67.23	16.22		150.0	
10524-AAB	IEEE 802.11a/h WiFi 5 GHz (OFDM, 54 Mbps, 99pc duty cycle)	X	4.64	67.13	16.46	0.00	150.0	± 9.6 %
		Y	4.45	66.52	16.01		150.0	
		Z	4.44	67.24	16.32		150.0	
10525-AAB	IEEE 802.11ac WiFi (20MHz, MCS0, 99pc duty cycle)	X	4.60	66.17	16.06	0.00	150.0	± 9.6 %
		Y	4.43	65.55	15.60		150.0	
		Z	4.44	66.33	15.94		150.0	
10526-AAB	IEEE 802.11ac WiFi (20MHz, MCS1, 99pc duty cycle)	X	4.80	66.57	16.20	0.00	150.0	± 9.6 %
		Y	4.60	65.93	15.75		150.0	
		Z	4.61	66.68	16.07		150.0	
10527-AAB	IEEE 802.11ac WiFi (20MHz, MCS2, 99pc duty cycle)	X	4.72	66.55	16.16	0.00	150.0	± 9.6 %
		Y	4.52	65.88	15.69		150.0	
		Z	4.53	66.66	16.02		150.0	
10528-AAB	IEEE 802.11ac WiFi (20MHz, MCS3, 99pc duty cycle)	X	4.73	66.57	16.19	0.00	150.0	± 9.6 %
		Y	4.54	65.90	15.72		150.0	
		Z	4.55	66.67	16.05		150.0	
10529-AAB	IEEE 802.11ac WiFi (20MHz, MCS4, 99pc duty cycle)	X	4.73	66.57	16.19	0.00	150.0	± 9.6 %
		Y	4.54	65.90	15.72		150.0	
		Z	4.55	66.67	16.05		150.0	
10531-AAB	IEEE 802.11ac WiFi (20MHz, MCS6, 99pc duty cycle)	X	4.74	66.72	16.22	0.00	150.0	± 9.6 %
		Y	4.53	66.01	15.73		150.0	
		Z	4.53	66.77	16.06		150.0	
10532-AAB	IEEE 802.11ac WiFi (20MHz, MCS7, 99pc duty cycle)	X	4.60	66.59	16.17	0.00	150.0	± 9.6 %
		Y	4.39	65.86	15.66		150.0	
		Z	4.40	66.64	16.01		150.0	
10533-AAB	IEEE 802.11ac WiFi (20MHz, MCS8, 99pc duty cycle)	X	4.75	66.60	16.17	0.00	150.0	± 9.6 %
		Y	4.55	65.94	15.70		150.0	
		Z	4.56	66.73	16.05		150.0	
10534-AAB	IEEE 802.11ac WiFi (40MHz, MCS0, 99pc duty cycle)	X	5.24	66.67	16.21	0.00	150.0	± 9.6 %
		Y	5.08	66.08	15.82		150.0	
		Z	5.06	66.70	16.06		150.0	
10535-AAB	IEEE 802.11ac WiFi (40MHz, MCS1, 99pc duty cycle)	X	5.31	66.81	16.26	0.00	150.0	± 9.6 %
		Y	5.14	66.24	15.89		150.0	
		Z	5.12	66.85	16.13		150.0	
10536-AAB	IEEE 802.11ac WiFi (40MHz, MCS2, 99pc duty cycle)	X	5.18	66.81	16.25	0.00	150.0	± 9.6 %
		Y	5.01	66.19	15.84		150.0	
		Z	5.00	66.84	16.11		150.0	
10537-AAB	IEEE 802.11ac WiFi (40MHz, MCS3, 99pc duty cycle)	X	5.24	66.77	16.23	0.00	150.0	± 9.6 %
		Y	5.07	66.17	15.84		150.0	
		Z	5.06	66.79	16.08		150.0	
10538-AAB	IEEE 802.11ac WiFi (40MHz, MCS4, 99pc duty cycle)	X	5.35	66.82	16.29	0.00	150.0	± 9.6 %
		Y	5.17	66.21	15.90		150.0	
		Z	5.14	66.79	16.12		150.0	
10540-AAB	IEEE 802.11ac WiFi (40MHz, MCS6, 99pc duty cycle)	X	5.25	66.78	16.29	0.00	150.0	± 9.6 %
		Y	5.09	66.21	15.91		150.0	
		Z	5.07	66.78	16.13		150.0	

Unless otherwise stated the results shown in this test report refer only to the sample(s) tested and such sample(s) are retained for 90 days only.
除非另有說明，此報告結果僅對測試之樣品負責，同時此樣品僅保留90天。本報告未經本公司書面許可，不可部份複製。
This document is issued by the Company subject to its General Conditions of Service printed overleaf, available on request or accessible at www.sgs.com/terms_and_conditions.htm and for electronic format documents, subject to Terms and Conditions for Electronic Documents at www.sgs.com/terms_e-document.htm. Attention is drawn to the limitation of liability, indemnification and jurisdiction issues defined therein. Any holder of this document is advised that information contained hereon reflects the Company's findings at the time of its intervention only and within the limits of Client's instructions, if any. The Company's sole responsibility is to its Client and this document does not exonerate parties to a transaction from exercising all their rights and obligations under the transaction documents. This document cannot be reproduced except in full, without prior written approval of the Company. Any unauthorized alteration, forgery or falsification of the content or appearance of this document is unlawful and offenders may be prosecuted to the fullest extent of the law.

SGS Taiwan Ltd. 台灣檢驗科技股份有限公司 | No.134,Wu Kung Road, New Taipei Industrial Park, Wuku District, New Taipei City, Taiwan 24803/新北市五股區新北產業園區五工路 134 號
t (886-2) 2299-3279 f (886-2) 2298-0488 www.tw.sgs.com
Member of SGS Group

10541-AAB	IEEE 802.11ac WiFi (40MHz, MCS7, 99pc duty cycle)	X	5.24	66.69	16.24	0.00	150.0	± 9.6 %
		Y	5.06	66.08	15.84		150.0	
		Z	5.05	66.69	16.08		150.0	
10542-AAB	IEEE 802.11ac WiFi (40MHz, MCS8, 99pc duty cycle)	X	5.38	66.72	16.27	0.00	150.0	± 9.6 %
		Y	5.22	66.16	15.90		150.0	
		Z	5.20	66.74	16.12		150.0	
10543-AAB	IEEE 802.11ac WiFi (40MHz, MCS9, 99pc duty cycle)	X	5.47	66.74	16.29	0.00	150.0	± 9.6 %
		Y	5.30	66.21	15.95		150.0	
		Z	5.27	66.76	16.14		150.0	
10544-AAB	IEEE 802.11ac WiFi (80MHz, MCS0, 99pc duty cycle)	X	5.52	66.77	16.19	0.00	150.0	± 9.6 %
		Y	5.38	66.20	15.82		150.0	
		Z	5.37	66.80	16.04		150.0	
10545-AAB	IEEE 802.11ac WiFi (80MHz, MCS1, 99pc duty cycle)	X	5.72	67.14	16.31	0.00	150.0	± 9.6 %
		Y	5.58	66.63	15.99		150.0	
		Z	5.53	67.12	16.15		150.0	
10546-AAB	IEEE 802.11ac WiFi (80MHz, MCS2, 99pc duty cycle)	X	5.61	67.04	16.28	0.00	150.0	± 9.6 %
		Y	5.45	66.44	15.91		150.0	
		Z	5.43	66.99	16.10		150.0	
10547-AAB	IEEE 802.11ac WiFi (80MHz, MCS3, 99pc duty cycle)	X	5.70	67.12	16.31	0.00	150.0	± 9.6 %
		Y	5.53	66.49	15.92		150.0	
		Z	5.50	67.02	16.11		150.0	
10548-AAB	IEEE 802.11ac WiFi (80MHz, MCS4, 99pc duty cycle)	X	5.93	67.96	16.70	0.00	150.0	± 9.6 %
		Y	5.82	67.53	16.41		150.0	
		Z	5.64	67.63	16.39		150.0	
10550-AAB	IEEE 802.11ac WiFi (80MHz, MCS6, 99pc duty cycle)	X	5.63	67.00	16.27	0.00	150.0	± 9.6 %
		Y	5.47	66.43	15.91		150.0	
		Z	5.45	67.00	16.12		150.0	
10551-AAB	IEEE 802.11ac WiFi (80MHz, MCS7, 99pc duty cycle)	X	5.65	67.07	16.26	0.00	150.0	± 9.6 %
		Y	5.48	66.48	15.89		150.0	
		Z	5.46	67.04	16.10		150.0	
10552-AAB	IEEE 802.11ac WiFi (80MHz, MCS8, 99pc duty cycle)	X	5.55	66.86	16.18	0.00	150.0	± 9.6 %
		Y	5.39	66.26	15.80		150.0	
		Z	5.39	66.89	16.04		150.0	
10553-AAB	IEEE 802.11ac WiFi (80MHz, MCS9, 99pc duty cycle)	X	5.65	66.91	16.22	0.00	150.0	± 9.6 %
		Y	5.48	66.32	15.86		150.0	
		Z	5.47	66.91	16.07		150.0	
10554-AAC	IEEE 802.11ac WiFi (160MHz, MCS0, 99pc duty cycle)	X	5.92	67.13	16.27	0.00	150.0	± 9.6 %
		Y	5.78	66.58	15.93		150.0	
		Z	5.77	67.13	16.11		150.0	
10555-AAC	IEEE 802.11ac WiFi (160MHz, MCS1, 99pc duty cycle)	X	6.06	67.44	16.39	0.00	150.0	± 9.6 %
		Y	5.92	66.89	16.06		150.0	
		Z	5.88	67.38	16.21		150.0	
10556-AAC	IEEE 802.11ac WiFi (160MHz, MCS2, 99pc duty cycle)	X	6.07	67.47	16.40	0.00	150.0	± 9.6 %
		Y	5.94	66.94	16.07		150.0	
		Z	5.90	67.42	16.23		150.0	
10557-AAC	IEEE 802.11ac WiFi (160MHz, MCS3, 99pc duty cycle)	X	6.06	67.43	16.40	0.00	150.0	± 9.6 %
		Y	5.91	66.85	16.05		150.0	
		Z	5.87	67.36	16.22		150.0	

Unless otherwise stated the results shown in this test report refer only to the sample(s) tested and such sample(s) are retained for 90 days only.
除非另有說明，此報告結果僅對測試之樣品負責，同時此樣品僅保留90天。本報告未經本公司書面許可，不可部份複製。
This document is issued by the Company subject to its General Conditions of Service printed overleaf, available on request or accessible at www.sgs.com/terms_and_conditions.htm and for electronic format documents, subject to Terms and Conditions for Electronic Documents at www.sgs.com/terms_e-document.htm. Attention is drawn to the limitation of liability, indemnification and jurisdiction issues defined therein. Any holder of this document is advised that information contained hereon reflects the Company's findings at the time of its intervention only and within the limits of Client's instructions, if any. The Company's sole responsibility is to its Client and this document does not exonerate parties to a transaction from exercising all their rights and obligations under the transaction documents. This document cannot be reproduced except in full, without prior written approval of the Company. Any unauthorized alteration, forgery or falsification of the content or appearance of this document is unlawful and offenders may be prosecuted to the fullest extent of the law.

SGS Taiwan Ltd. 台灣檢驗科技股份有限公司 | No.134,Wu Kung Road, New Taipei Industrial Park, Wuku District, New Taipei City, Taiwan 24803/新北市五股區新北產業園區五工路 134 號
t (886-2) 2299-3279 f (886-2) 2298-0488 www.tw.sgs.com
Member of SGS Group

10558-AAC	IEEE 802.11ac WiFi (160MHz, MCS4, 99pc duty cycle)	X	6.11	67.60	16.50	0.00	150.0	± 9.6 %
		Y	5.96	67.02	16.15		150.0	
		Z	5.91	67.50	16.30		150.0	
10560-AAC	IEEE 802.11ac WiFi (160MHz, MCS6, 99pc duty cycle)	X	6.11	67.46	16.47	0.00	150.0	± 9.6 %
		Y	5.95	66.87	16.11		150.0	
		Z	5.92	67.38	16.28		150.0	
10561-AAC	IEEE 802.11ac WiFi (160MHz, MCS7, 99pc duty cycle)	X	6.02	67.40	16.48	0.00	150.0	± 9.6 %
		Y	5.87	66.84	16.13		150.0	
		Z	5.84	67.33	16.29		150.0	
10562-AAC	IEEE 802.11ac WiFi (160MHz, MCS8, 99pc duty cycle)	X	6.16	67.82	16.69	0.00	150.0	± 9.6 %
		Y	6.01	67.26	16.35		150.0	
		Z	5.93	67.63	16.44		150.0	
10563-AAC	IEEE 802.11ac WiFi (160MHz, MCS9, 99pc duty cycle)	X	6.47	68.29	16.86	0.00	150.0	± 9.6 %
		Y	6.34	67.82	16.58		150.0	
		Z	6.09	67.70	16.43		150.0	
10564-AAA	IEEE 802.11g WiFi 2.4 GHz (DSSS-OFDM, 9 Mbps, 99pc duty cycle)	X	4.97	66.98	16.53	0.46	150.0	± 9.6 %
		Y	4.81	66.46	16.14		150.0	
		Z	4.78	67.02	16.32		150.0	
10565-AAA	IEEE 802.11g WiFi 2.4 GHz (DSSS-OFDM, 12 Mbps, 99pc duty cycle)	X	5.23	67.46	16.85	0.46	150.0	± 9.6 %
		Y	5.05	66.93	16.47		150.0	
		Z	5.01	67.49	16.66		150.0	
10566-AAA	IEEE 802.11g WiFi 2.4 GHz (DSSS-OFDM, 18 Mbps, 99pc duty cycle)	X	5.06	67.34	16.69	0.46	150.0	± 9.6 %
		Y	4.88	66.77	16.28		150.0	
		Z	4.84	67.32	16.46		150.0	
10567-AAA	IEEE 802.11g WiFi 2.4 GHz (DSSS-OFDM, 24 Mbps, 99pc duty cycle)	X	5.09	67.74	17.04	0.46	150.0	± 9.6 %
		Y	4.91	67.15	16.63		150.0	
		Z	4.89	67.80	16.87		150.0	
10568-AAA	IEEE 802.11g WiFi 2.4 GHz (DSSS-OFDM, 36 Mbps, 99pc duty cycle)	X	4.97	67.07	16.45	0.46	150.0	± 9.6 %
		Y	4.80	66.54	16.05		150.0	
		Z	4.74	67.03	16.19		150.0	
10569-AAA	IEEE 802.11g WiFi 2.4 GHz (DSSS-OFDM, 48 Mbps, 99pc duty cycle)	X	5.03	67.78	17.08	0.46	150.0	± 9.6 %
		Y	4.86	67.22	16.68		150.0	
		Z	4.85	67.93	16.95		150.0	
10570-AAA	IEEE 802.11g WiFi 2.4 GHz (DSSS-OFDM, 54 Mbps, 99pc duty cycle)	X	5.08	67.62	17.01	0.46	150.0	± 9.6 %
		Y	4.90	67.08	16.62		150.0	
		Z	4.88	67.73	16.86		150.0	
10571-AAA	IEEE 802.11b WiFi 2.4 GHz (DSSS, 1 Mbps, 90pc duty cycle)	X	1.32	66.77	17.12	0.46	130.0	± 9.6 %
		Y	1.14	64.23	15.06		130.0	
		Z	1.17	65.28	15.86		130.0	
10572-AAA	IEEE 802.11b WiFi 2.4 GHz (DSSS, 2 Mbps, 90pc duty cycle)	X	1.36	67.60	17.59	0.46	130.0	± 9.6 %
		Y	1.16	64.80	15.39		130.0	
		Z	1.19	65.98	16.28		130.0	
10573-AAA	IEEE 802.11b WiFi 2.4 GHz (DSSS, 5.5 Mbps, 90pc duty cycle)	X	100.00	150.25	40.35	0.46	130.0	± 9.6 %
		Y	1.94	81.80	20.21		130.0	
		Z	5.37	101.40	27.76		130.0	
10574-AAA	IEEE 802.11b WiFi 2.4 GHz (DSSS, 11 Mbps, 90pc duty cycle)	X	1.86	77.53	22.17	0.46	130.0	± 9.6 %
		Y	1.28	70.31	17.98		130.0	
		Z	1.45	73.83	20.12		130.0	

Unless otherwise stated the results shown in this test report refer only to the sample(s) tested and such sample(s) are retained for 90 days only.
除非另有說明，此報告結果僅對測試之樣品負責，同時此樣品僅保留90天。本報告未經本公司書面許可，不可部份複製。
This document is issued by the Company subject to its General Conditions of Service printed overleaf, available on request or accessible at www.sgs.com/terms_and_conditions.htm and for electronic format documents, subject to Terms and Conditions for Electronic Documents at www.sgs.com/terms_e-document.htm. Attention is drawn to the limitation of liability, indemnification and jurisdiction issues defined therein. Any holder of this document is advised that information contained hereon reflects the Company's findings at the time of its intervention only and within the limits of Client's instructions, if any. The Company's sole responsibility is to its Client and this document does not exonerate parties to a transaction from exercising all their rights and obligations under the transaction documents. This document cannot be reproduced except in full, without prior written approval of the Company. Any unauthorized alteration, forgery or falsification of the content or appearance of this document is unlawful and offenders may be prosecuted to the fullest extent of the law.

SGS Taiwan Ltd. 台灣檢驗科技股份有限公司 | No.134,Wu Kung Road, New Taipei Industrial Park, Wuku District, New Taipei City, Taiwan 24803/新北市五股區新北產業園區五工路 134 號
t (886-2) 2299-3279 f (886-2) 2298-0488 www.tw.sgs.com
Member of SGS Group

EX3DV4– SN:3938 October 24, 2018

10575-AAA	IEEE 802.11g WiFi 2.4 GHz (DSSS-OFDM, 6 Mbps, 90pc duty cycle)	X	4.77	66.82	16.63	0.46	130.0	± 9.6 %
		Y	4.62	66.32	16.23		130.0	
		Z	4.56	66.75	16.29		130.0	
10576-AAA	IEEE 802.11g WiFi 2.4 GHz (DSSS-OFDM, 9 Mbps, 90pc duty cycle)	X	4.80	66.99	16.69	0.46	130.0	± 9.6 %
		Y	4.64	66.47	16.29		130.0	
		Z	4.59	66.94	16.38		130.0	
10577-AAA	IEEE 802.11g WiFi 2.4 GHz (DSSS-OFDM, 12 Mbps, 90pc duty cycle)	X	5.03	67.31	16.86	0.46	130.0	± 9.6 %
		Y	4.85	66.78	16.47		130.0	
		Z	4.78	67.21	16.54		130.0	
10578-AAA	IEEE 802.11g WiFi 2.4 GHz (DSSS-OFDM, 18 Mbps, 90pc duty cycle)	X	4.93	67.50	16.98	0.46	130.0	± 9.6 %
		Y	4.75	66.94	16.57		130.0	
		Z	4.69	67.42	16.68		130.0	
10579-AAA	IEEE 802.11g WiFi 2.4 GHz (DSSS-OFDM, 24 Mbps, 90pc duty cycle)	X	4.69	66.84	16.33	0.46	130.0	± 9.6 %
		Y	4.52	66.24	15.89		130.0	
		Z	4.43	66.57	15.89		130.0	
10580-AAA	IEEE 802.11g WiFi 2.4 GHz (DSSS-OFDM, 36 Mbps, 90pc duty cycle)	X	4.74	66.81	16.32	0.46	130.0	± 9.6 %
		Y	4.57	66.26	15.90		130.0	
		Z	4.47	66.59	15.90		130.0	
10581-AAA	IEEE 802.11g WiFi 2.4 GHz (DSSS-OFDM, 48 Mbps, 90pc duty cycle)	X	4.83	67.59	16.95	0.46	130.0	± 9.6 %
		Y	4.65	66.98	16.51		130.0	
		Z	4.59	67.47	16.62		130.0	
10582-AAA	IEEE 802.11g WiFi 2.4 GHz (DSSS-OFDM, 54 Mbps, 90pc duty cycle)	X	4.64	66.58	16.12	0.46	130.0	± 9.6 %
		Y	4.47	66.00	15.67		130.0	
		Z	4.36	66.28	15.65		130.0	
10583-AAB	IEEE 802.11a/h WiFi 5 GHz (OFDM, 6 Mbps, 90pc duty cycle)	X	4.77	66.82	16.63	0.46	130.0	± 9.6 %
		Y	4.62	66.32	16.23		130.0	
		Z	4.56	66.75	16.29		130.0	
10584-AAB	IEEE 802.11a/h WiFi 5 GHz (OFDM, 9 Mbps, 90pc duty cycle)	X	4.80	66.99	16.69	0.46	130.0	± 9.6 %
		Y	4.64	66.47	16.29		130.0	
		Z	4.59	66.94	16.38		130.0	
10585-AAB	IEEE 802.11a/h WiFi 5 GHz (OFDM, 12 Mbps, 90pc duty cycle)	X	5.03	67.31	16.86	0.46	130.0	± 9.6 %
		Y	4.85	66.78	16.47		130.0	
		Z	4.78	67.21	16.54		130.0	
10586-AAB	IEEE 802.11a/h WiFi 5 GHz (OFDM, 18 Mbps, 90pc duty cycle)	X	4.93	67.50	16.98	0.46	130.0	± 9.6 %
		Y	4.75	66.94	16.57		130.0	
		Z	4.69	67.42	16.68		130.0	
10587-AAB	IEEE 802.11a/h WiFi 5 GHz (OFDM, 24 Mbps, 90pc duty cycle)	X	4.69	66.84	16.33	0.46	130.0	± 9.6 %
		Y	4.52	66.24	15.89		130.0	
		Z	4.43	66.57	15.89		130.0	
10588-AAB	IEEE 802.11a/h WiFi 5 GHz (OFDM, 36 Mbps, 90pc duty cycle)	X	4.74	66.81	16.32	0.46	130.0	± 9.6 %
		Y	4.57	66.26	15.90		130.0	
		Z	4.47	66.59	15.90		130.0	
10589-AAB	IEEE 802.11a/h WiFi 5 GHz (OFDM, 48 Mbps, 90pc duty cycle)	X	4.83	67.59	16.95	0.46	130.0	± 9.6 %
		Y	4.65	66.98	16.51		130.0	
		Z	4.59	67.47	16.62		130.0	
10590-AAB	IEEE 802.11a/h WiFi 5 GHz (OFDM, 54 Mbps, 90pc duty cycle)	X	4.64	66.58	16.12	0.46	130.0	± 9.6 %
		Y	4.47	66.00	15.67		130.0	
		Z	4.36	66.28	15.65		130.0	

Unless otherwise stated the results shown in this test report refer only to the sample(s) tested and such sample(s) are retained for 90 days only.
除非另有說明，此報告結果僅對測試之樣品負責，同時此樣品僅保留90天。本報告未經本公司書面許可，不可部份複製。
This document is issued by the Company subject to its General Conditions of Service printed overleaf, available on request or accessible at www.sgs.com/terms_and_conditions.htm and for electronic format documents, subject to Terms and Conditions for Electronic Documents at www.sgs.com/terms_e-document.htm. Attention is drawn to the limitation of liability, indemnification and jurisdiction issues defined therein. Any holder of this document is advised that information contained hereon reflects the Company's findings at the time of its intervention only and within the limits of Client's instructions, if any. The Company's sole responsibility is to its Client and this document does not exonerate parties to a transaction from exercising all their rights and obligations under the transaction documents. This document cannot be reproduced except in full, without prior written approval of the Company. Any unauthorized alteration, forgery or falsification of the content or appearance of this document is unlawful and offenders may be prosecuted to the fullest extent of the law.

SGS Taiwan Ltd. 台灣檢驗科技股份有限公司 | No.134,Wu Kung Road, New Taipei Industrial Park, Wuku District, New Taipei City, Taiwan 24803/新北市五股區新北產業園區五工路 134 號
t (886-2) 2299-3279 f (886-2) 2298-0488 www.tw.sgs.com
Member of SGS Group

10591-AAB	IEEE 802.11n (HT Mixed, 20MHz, MCS0, 90pc duty cycle)	X	4.92	66.87	16.71	0.46	130.0	± 9.6 %
		Y	4.77	66.38	16.34		130.0	
		Z	4.71	66.82	16.40		130.0	
10592-AAB	IEEE 802.11n (HT Mixed, 20MHz, MCS1, 90pc duty cycle)	X	5.09	67.22	16.84	0.46	130.0	± 9.6 %
		Y	4.93	66.72	16.47		130.0	
		Z	4.86	67.15	16.53		130.0	
10593-AAB	IEEE 802.11n (HT Mixed, 20MHz, MCS2, 90pc duty cycle)	X	5.02	67.17	16.74	0.46	130.0	± 9.6 %
		Y	4.85	66.64	16.36		130.0	
		Z	4.77	67.04	16.40		130.0	
10594-AAB	IEEE 802.11n (HT Mixed, 20MHz, MCS3, 90pc duty cycle)	X	5.07	67.32	16.89	0.46	130.0	± 9.6 %
		Y	4.90	66.80	16.51		130.0	
		Z	4.83	67.23	16.57		130.0	
10595-AAB	IEEE 802.11n (HT Mixed, 20MHz, MCS4, 90pc duty cycle)	X	5.05	67.29	16.79	0.46	130.0	± 9.6 %
		Y	4.87	66.75	16.40		130.0	
		Z	4.80	67.17	16.46		130.0	
10596-AAB	IEEE 802.11n (HT Mixed, 20MHz, MCS5, 90pc duty cycle)	X	4.98	67.29	16.80	0.46	130.0	± 9.6 %
		Y	4.81	66.75	16.40		130.0	
		Z	4.73	67.16	16.45		130.0	
10597-AAB	IEEE 802.11n (HT Mixed, 20MHz, MCS6, 90pc duty cycle)	X	4.94	67.23	16.70	0.46	130.0	± 9.6 %
		Y	4.76	66.66	16.29		130.0	
		Z	4.68	67.05	16.33		130.0	
10598-AAB	IEEE 802.11n (HT Mixed, 20MHz, MCS7, 90pc duty cycle)	X	4.92	67.49	16.98	0.46	130.0	± 9.6 %
		Y	4.74	66.90	16.55		130.0	
		Z	4.68	67.34	16.63		130.0	
10599-AAB	IEEE 802.11n (HT Mixed, 40MHz, MCS0, 90pc duty cycle)	X	5.58	67.43	16.88	0.46	130.0	± 9.6 %
		Y	5.44	66.96	16.56		130.0	
		Z	5.34	67.25	16.55		130.0	
10600-AAB	IEEE 802.11n (HT Mixed, 40MHz, MCS1, 90pc duty cycle)	X	5.74	67.88	17.07	0.46	130.0	± 9.6 %
		Y	5.60	67.47	16.79		130.0	
		Z	5.43	67.51	16.64		130.0	
10601-AAB	IEEE 802.11n (HT Mixed, 40MHz, MCS2, 90pc duty cycle)	X	5.61	67.61	16.95	0.46	130.0	± 9.6 %
		Y	5.48	67.17	16.66		130.0	
		Z	5.35	67.37	16.60		130.0	
10602-AAB	IEEE 802.11n (HT Mixed, 40MHz, MCS3, 90pc duty cycle)	X	5.70	67.58	16.86	0.46	130.0	± 9.6 %
		Y	5.56	67.17	16.58		130.0	
		Z	5.45	67.40	16.52		130.0	
10603-AAB	IEEE 802.11n (HT Mixed, 40MHz, MCS4, 90pc duty cycle)	X	5.80	67.93	17.16	0.46	130.0	± 9.6 %
		Y	5.65	67.49	16.87		130.0	
		Z	5.52	67.69	16.81		130.0	
10604-AAB	IEEE 802.11n (HT Mixed, 40MHz, MCS5, 90pc duty cycle)	X	5.58	67.37	16.87	0.46	130.0	± 9.6 %
		Y	5.44	66.92	16.57		130.0	
		Z	5.37	67.27	16.59		130.0	
10605-AAB	IEEE 802.11n (HT Mixed, 40MHz, MCS6, 90pc duty cycle)	X	5.68	67.64	17.00	0.46	130.0	± 9.6 %
		Y	5.56	67.28	16.75		130.0	
		Z	5.43	67.44	16.66		130.0	
10606-AAB	IEEE 802.11n (HT Mixed, 40MHz, MCS7, 90pc duty cycle)	X	5.46	67.16	16.64	0.46	130.0	± 9.6 %
		Y	5.33	66.69	16.32		130.0	
		Z	5.20	66.87	16.23		130.0	

Unless otherwise stated the results shown in this test report refer only to the sample(s) tested and such sample(s) are retained for 90 days only.
除非另有說明，此報告結果僅對測試之樣品負責，同時此樣品僅保留90天。本報告未經本公司書面許可，不可部份複製。
This document is issued by the Company subject to its General Conditions of Service printed overleaf, available on request or accessible at www.sgs.com/terms_and_conditions.htm and for electronic format documents, subject to Terms and Conditions for Electronic Documents at www.sgs.com/terms_e-document.htm. Attention is drawn to the limitation of liability, indemnification and jurisdiction issues defined therein. Any holder of this document is advised that information contained hereon reflects the Company's findings at the time of its intervention only and within the limits of Client's instructions, if any. The Company's sole responsibility is to its Client and this document does not exonerate parties to a transaction from exercising all their rights and obligations under the transaction documents. This document cannot be reproduced except in full, without prior written approval of the Company. Any unauthorized alteration, forgery or falsification of the content or appearance of this document is unlawful and offenders may be prosecuted to the fullest extent of the law.

SGS Taiwan Ltd. 台灣檢驗科技股份有限公司 | No.134,Wu Kung Road, New Taipei Industrial Park, Wuku District, New Taipei City, Taiwan 24803/新北市五股區新北產業園區五工路 134 號
t (886-2) 2299-3279 f (886-2) 2298-0488 www.tw.sgs.com
Member of SGS Group

10607-AAB	IEEE 802.11ac WiFi (20MHz, MCS0, 90pc duty cycle)	X	4.76	66.21	16.35	0.46	130.0	± 9.6 %
		Y	4.60	65.66	15.94		130.0	
		Z	4.55	66.17	16.05		130.0	
10608-AAB	IEEE 802.11ac WiFi (20MHz, MCS1, 90pc duty cycle)	X	4.97	66.64	16.51	0.46	130.0	± 9.6 %
		Y	4.79	66.07	16.11		130.0	
		Z	4.73	66.56	16.21		130.0	
10609-AAB	IEEE 802.11ac WiFi (20MHz, MCS2, 90pc duty cycle)	X	4.86	66.52	16.38	0.46	130.0	± 9.6 %
		Y	4.68	65.92	15.94		130.0	
		Z	4.62	66.40	16.04		130.0	
10610-AAB	IEEE 802.11ac WiFi (20MHz, MCS3, 90pc duty cycle)	X	4.91	66.68	16.54	0.46	130.0	± 9.6 %
		Y	4.73	66.08	16.11		130.0	
		Z	4.67	66.58	16.22		130.0	
10611-AAB	IEEE 802.11ac WiFi (20MHz, MCS4, 90pc duty cycle)	X	4.83	66.50	16.39	0.46	130.0	± 9.6 %
		Y	4.65	65.89	15.96		130.0	
		Z	4.59	66.36	16.05		130.0	
10612-AAB	IEEE 802.11ac WiFi (20MHz, MCS5, 90pc duty cycle)	X	4.85	66.66	16.44	0.46	130.0	± 9.6 %
		Y	4.66	66.04	16.00		130.0	
		Z	4.59	66.49	16.08		130.0	
10613-AAB	IEEE 802.11ac WiFi (20MHz, MCS6, 90pc duty cycle)	X	4.86	66.57	16.33	0.46	130.0	± 9.6 %
		Y	4.67	65.94	15.89		130.0	
		Z	4.59	66.36	15.95		130.0	
10614-AAB	IEEE 802.11ac WiFi (20MHz, MCS7, 90pc duty cycle)	X	4.80	66.77	16.57	0.46	130.0	± 9.6 %
		Y	4.60	66.11	16.11		130.0	
		Z	4.55	66.63	16.24		130.0	
10615-AAB	IEEE 802.11ac WiFi (20MHz, MCS8, 90pc duty cycle)	X	4.83	66.31	16.17	0.46	130.0	± 9.6 %
		Y	4.65	65.72	15.74		130.0	
		Z	4.57	66.14	15.79		130.0	
10616-AAB	IEEE 802.11ac WiFi (40MHz, MCS0, 90pc duty cycle)	X	5.40	66.72	16.51	0.46	130.0	± 9.6 %
		Y	5.25	66.20	16.17		130.0	
		Z	5.18	66.58	16.21		130.0	
10617-AAB	IEEE 802.11ac WiFi (40MHz, MCS1, 90pc duty cycle)	X	5.46	66.82	16.52	0.46	130.0	± 9.6 %
		Y	5.32	66.35	16.21		130.0	
		Z	5.23	66.70	16.24		130.0	
10618-AAB	IEEE 802.11ac WiFi (40MHz, MCS2, 90pc duty cycle)	X	5.36	66.91	16.59	0.46	130.0	± 9.6 %
		Y	5.20	66.37	16.23		130.0	
		Z	5.13	66.77	16.30		130.0	
10619-AAB	IEEE 802.11ac WiFi (40MHz, MCS3, 90pc duty cycle)	X	5.38	66.73	16.44	0.46	130.0	± 9.6 %
		Y	5.23	66.21	16.09		130.0	
		Z	5.14	66.53	16.10		130.0	
10620-AAB	IEEE 802.11ac WiFi (40MHz, MCS4, 90pc duty cycle)	X	5.49	66.81	16.52	0.46	130.0	± 9.6 %
		Y	5.33	66.26	16.17		130.0	
		Z	5.23	66.56	16.17		130.0	
10621-AAB	IEEE 802.11ac WiFi (40MHz, MCS5, 90pc duty cycle)	X	5.47	66.89	16.68	0.46	130.0	± 9.6 %
		Y	5.31	66.35	16.33		130.0	
		Z	5.24	66.76	16.40		130.0	
10622-AAB	IEEE 802.11ac WiFi (40MHz, MCS6, 90pc duty cycle)	X	5.47	67.00	16.72	0.46	130.0	± 9.6 %
		Y	5.33	66.52	16.41		130.0	
		Z	5.25	66.89	16.45		130.0	

Unless otherwise stated the results shown in this test report refer only to the sample(s) tested and such sample(s) are retained for 90 days only.
除非另有說明，此報告結果僅對測試之樣品負責，同時此樣品僅保留90天。本報告未經本公司書面許可，不可部份複製。
This document is issued by the Company subject to its General Conditions of Service printed overleaf, available on request or accessible at www.sgs.com/terms_and_conditions.htm and for electronic format documents, subject to Terms and Conditions for Electronic Documents at www.sgs.com/terms_e-document.htm. Attention is drawn to the limitation of liability, indemnification and jurisdiction issues defined therein. Any holder of this document is advised that information contained hereon reflects the Company's findings at the time of its intervention only and within the limits of Client's instructions, if any. The Company's sole responsibility is to its Client and this document does not exonerate parties to a transaction from exercising all their rights and obligations under the transaction documents. This document cannot be reproduced except in full, without prior written approval of the Company. Any unauthorized alteration, forgery or falsification of the content or appearance of this document is unlawful and offenders may be prosecuted to the fullest extent of the law.

SGS Taiwan Ltd. 台灣檢驗科技股份有限公司 | No.134,Wu Kung Road, New Taipei Industrial Park, Wuku District, New Taipei City, Taiwan 24803/新北市五股區新北產業園區五工路 134 號
t (886-2) 2299-3279 f (886-2) 2298-0488 www.tw.sgs.com
Member of SGS Group

10623-AAB	IEEE 802.11ac WiFi (40MHz, MCS7, 90pc duty cycle)	X	5.36	66.59	16.41	0.46	130.0	± 9.6 %
		Y	5.20	66.04	16.05		130.0	
		Z	5.12	66.39	16.07		130.0	
10624-AAB	IEEE 802.11ac WiFi (40MHz, MCS8, 90pc duty cycle)	X	5.54	66.74	16.54	0.46	130.0	± 9.6 %
		Y	5.40	66.26	16.22		130.0	
		Z	5.31	66.59	16.23		130.0	
10625-AAB	IEEE 802.11ac WiFi (40MHz, MCS9, 90pc duty cycle)	X	5.91	67.68	17.05	0.46	130.0	± 9.6 %
		Y	5.81	67.35	16.82		130.0	
		Z	5.60	67.33	16.65		130.0	
10626-AAB	IEEE 802.11ac WiFi (80MHz, MCS0, 90pc duty cycle)	X	5.66	66.76	16.44	0.46	130.0	± 9.6 %
		Y	5.54	66.25	16.12		130.0	
		Z	5.47	66.64	16.16		130.0	
10627-AAB	IEEE 802.11ac WiFi (80MHz, MCS1, 90pc duty cycle)	X	5.90	67.26	16.64	0.46	130.0	± 9.6 %
		Y	5.79	66.84	16.38		130.0	
		Z	5.67	67.08	16.34		130.0	
10628-AAB	IEEE 802.11ac WiFi (80MHz, MCS2, 90pc duty cycle)	X	5.73	66.91	16.42	0.46	130.0	± 9.6 %
		Y	5.58	66.38	16.08		130.0	
		Z	5.49	66.66	16.06		130.0	
10629-AAB	IEEE 802.11ac WiFi (80MHz, MCS3, 90pc duty cycle)	X	5.81	66.97	16.43	0.46	130.0	± 9.6 %
		Y	5.67	66.48	16.13		130.0	
		Z	5.56	66.69	16.07		130.0	
10630-AAB	IEEE 802.11ac WiFi (80MHz, MCS4, 90pc duty cycle)	X	6.26	68.50	17.19	0.46	130.0	± 9.6 %
		Y	6.18	68.17	16.96		130.0	
		Z	5.83	67.70	16.58		130.0	
10631-AAB	IEEE 802.11ac WiFi (80MHz, MCS5, 90pc duty cycle)	X	6.19	68.38	17.32	0.46	130.0	± 9.6 %
		Y	6.03	67.83	16.99		130.0	
		Z	5.86	67.92	16.89		130.0	
10632-AAB	IEEE 802.11ac WiFi (80MHz, MCS6, 90pc duty cycle)	X	5.89	67.37	16.83	0.46	130.0	± 9.6 %
		Y	5.75	66.88	16.53		130.0	
		Z	5.67	67.23	16.57		130.0	
10633-AAB	IEEE 802.11ac WiFi (80MHz, MCS7, 90pc duty cycle)	X	5.81	67.14	16.55	0.46	130.0	± 9.6 %
		Y	5.64	66.53	16.18		130.0	
		Z	5.57	66.89	16.21		130.0	
10634-AAB	IEEE 802.11ac WiFi (80MHz, MCS8, 90pc duty cycle)	X	5.79	67.15	16.62	0.46	130.0	± 9.6 %
		Y	5.63	66.56	16.26		130.0	
		Z	5.56	66.95	16.31		130.0	
10635-AAB	IEEE 802.11ac WiFi (80MHz, MCS9, 90pc duty cycle)	X	5.68	66.48	16.03	0.46	130.0	± 9.6 %
		Y	5.52	65.92	15.67		130.0	
		Z	5.41	66.16	15.62		130.0	
10636-AAC	IEEE 802.11ac WiFi (160MHz, MCS0, 90pc duty cycle)	X	6.07	67.13	16.52	0.46	130.0	± 9.6 %
		Y	5.95	66.65	16.23		130.0	
		Z	5.87	66.97	16.23		130.0	
10637-AAC	IEEE 802.11ac WiFi (160MHz, MCS1, 90pc duty cycle)	X	6.23	67.50	16.68	0.46	130.0	± 9.6 %
		Y	6.11	67.04	16.40		130.0	
		Z	6.00	67.28	16.36		130.0	
10638-AAC	IEEE 802.11ac WiFi (160MHz, MCS2, 90pc duty cycle)	X	6.23	67.47	16.65	0.46	130.0	± 9.6 %
		Y	6.11	67.00	16.36		130.0	
		Z	6.01	67.28	16.34		130.0	

Unless otherwise stated the results shown in this test report refer only to the sample(s) tested and such sample(s) are retained for 90 days only.
除非另有說明，此報告結果僅對測試之樣品負責，同時此樣品僅保留90天。本報告未經本公司書面許可，不可部份複製。
This document is issued by the Company subject to its General Conditions of Service printed overleaf, available on request or accessible at www.sgs.com/terms_and_conditions.htm and for electronic format documents, subject to Terms and Conditions for Electronic Documents at www.sgs.com/terms_e-document.htm. Attention is drawn to the limitation of liability, indemnification and jurisdiction issues defined therein. Any holder of this document is advised that information contained hereon reflects the Company's findings at the time of its intervention only and within the limits of Client's instructions, if any. The Company's sole responsibility is to its Client and this document does not exonerate parties to a transaction from exercising all their rights and obligations under the transaction documents. This document cannot be reproduced except in full, without prior written approval of the Company. Any unauthorized alteration, forgery or falsification of the content or appearance of this document is unlawful and offenders may be prosecuted to the fullest extent of the law.

SGS Taiwan Ltd. 台灣檢驗科技股份有限公司 | No.134,Wu Kung Road, New Taipei Industrial Park, Wuku District, New Taipei City, Taiwan 24803/新北市五股區新北產業園區五工路 134 號
t (886-2) 2299-3279 f (886-2) 2298-0488 www.tw.sgs.com
Member of SGS Group

10639-AAC	IEEE 802.11ac WiFi (160MHz, MCS3, 90pc duty cycle)	X	6.23	67.49	16.70	0.46	130.0	± 9.6 %
		Y	6.09	66.97	16.39		130.0	
		Z	6.00	67.25	16.37		130.0	
10640-AAC	IEEE 802.11ac WiFi (160MHz, MCS4, 90pc duty cycle)	X	6.25	67.53	16.67	0.46	130.0	± 9.6 %
		Y	6.11	67.01	16.35		130.0	
		Z	5.99	67.21	16.29		130.0	
10641-AAC	IEEE 802.11ac WiFi (160MHz, MCS5, 90pc duty cycle)	X	6.25	67.31	16.57	0.46	130.0	± 9.6 %
		Y	6.13	66.85	16.30		130.0	
		Z	6.03	67.11	16.26		130.0	
10642-AAC	IEEE 802.11ac WiFi (160MHz, MCS6, 90pc duty cycle)	X	6.33	67.65	16.91	0.46	130.0	± 9.6 %
		Y	6.18	67.13	16.60		130.0	
		Z	6.10	67.47	16.62		130.0	
10643-AAC	IEEE 802.11ac WiFi (160MHz, MCS7, 90pc duty cycle)	X	6.15	67.31	16.65	0.46	130.0	± 9.6 %
		Y	6.02	66.82	16.34		130.0	
		Z	5.91	67.06	16.30		130.0	
10644-AAC	IEEE 802.11ac WiFi (160MHz, MCS8, 90pc duty cycle)	X	6.35	67.93	16.98	0.46	130.0	± 9.6 %
		Y	6.21	67.40	16.65		130.0	
		Z	6.05	67.49	16.53		130.0	
10645-AAC	IEEE 802.11ac WiFi (160MHz, MCS9, 90pc duty cycle)	X	6.71	68.51	17.21	0.46	130.0	± 9.6 %
		Y	6.68	68.36	17.09		130.0	
		Z	6.25	67.70	16.59		130.0	
10646-AAF	LTE-TDD (SC-FDMA, 1 RB, 5 MHz, QPSK, UL Subframe=2,7)	X	86.17	140.32	45.40	9.30	60.0	± 9.6 %
		Y	39.04	122.44	40.63		60.0	
		Z	18.19	104.43	33.83		60.0	
10647-AAF	LTE-TDD (SC-FDMA, 1 RB, 20 MHz, QPSK, UL Subframe=2,7)	X	80.45	139.77	45.45	9.30	60.0	± 9.6 %
		Y	36.72	121.94	40.66		60.0	
		Z	16.41	102.98	33.52		60.0	
10648-AAA	CDMA2000 (1x Advanced)	X	0.87	66.51	13.20	0.00	150.0	± 9.6 %
		Y	0.58	61.72	9.15		150.0	
		Z	0.69	64.69	11.24		150.0	
10652-AAD	LTE-TDD (OFDMA, 5 MHz, E-TM 3.1, Clipping 44%)	X	4.31	69.00	17.79	2.23	80.0	± 9.6 %
		Y	3.89	67.35	16.71		80.0	
		Z	3.64	67.10	16.29		80.0	
10653-AAD	LTE-TDD (OFDMA, 10 MHz, E-TM 3.1, Clipping 44%)	X	4.72	67.91	17.64	2.23	80.0	± 9.6 %
		Y	4.40	66.72	16.87		80.0	
		Z	4.16	66.48	16.48		80.0	
10654-AAD	LTE-TDD (OFDMA, 15 MHz, E-TM 3.1, Clipping 44%)	X	4.64	67.52	17.60	2.23	80.0	± 9.6 %
		Y	4.36	66.39	16.88		80.0	
		Z	4.14	66.16	16.50		80.0	
10655-AAE	LTE-TDD (OFDMA, 20 MHz, E-TM 3.1, Clipping 44%)	X	4.69	67.54	17.64	2.23	80.0	± 9.6 %
		Y	4.42	66.40	16.92		80.0	
		Z	4.19	66.14	16.53		80.0	
10658-AAA	Pulse Waveform (200Hz, 10%)	X	100.00	116.89	30.15	10.00	50.0	± 9.6 %
		Y	27.27	97.34	24.81		50.0	
		Z	5.41	73.00	14.99		50.0	
10659-AAA	Pulse Waveform (200Hz, 20%)	X	100.00	114.06	27.78	6.99	60.0	± 9.6 %
		Y	100.00	111.99	26.70		60.0	
		Z	5.58	74.98	14.50		60.0	

Unless otherwise stated the results shown in this test report refer only to the sample(s) tested and such sample(s) are retained for 90 days only.
除非另有說明，此報告結果僅對測試之樣品負責，同時此樣品僅保留90天。本報告未經本公司書面許可，不可部份複製。
This document is issued by the Company subject to its General Conditions of Service printed overleaf, available on request or accessible at www.sgs.com/terms_and_conditions.htm and for electronic format documents, subject to Terms and Conditions for Electronic Documents at www.sgs.com/terms_e-document.htm. Attention is drawn to the limitation of liability, indemnification and jurisdiction issues defined therein. Any holder of this document is advised that information contained hereon reflects the Company's findings at the time of its intervention only and within the limits of Client's instructions, if any. The Company's sole responsibility is to its Client and this document does not exonerate parties to a transaction from exercising all their rights and obligations under the transaction documents. This document cannot be reproduced except in full, without prior written approval of the Company. Any unauthorized alteration, forgery or falsification of the content or appearance of this document is unlawful and offenders may be prosecuted to the fullest extent of the law.

SGS Taiwan Ltd. 台灣檢驗科技股份有限公司 | No.134,Wu Kung Road, New Taipei Industrial Park, Wuku District, New Taipei City, Taiwan 24803/新北市五股區新北產業園區五工路 134 號
t (886-2) 2299-3279 f (886-2) 2298-0488 www.tw.sgs.com
Member of SGS Group

EX3DV4– SN:3938 October 24, 2018

10660-AAA	Pulse Waveform (200Hz, 40%)	X	100.00	113.57	26.20	3.98	80.0	± 9.6 %
		Y	100.00	108.48	23.71		80.0	
		Z	17.55	86.88	16.64		80.0	
10661-AAA	Pulse Waveform (200Hz, 60%)	X	100.00	116.76	26.28	2.22	100.0	± 9.6 %
		Y	100.00	105.43	21.11		100.0	
		Z	100.00	100.82	18.62		100.0	
10662-AAA	Pulse Waveform (200Hz, 80%)	X	100.00	127.89	28.96	0.97	120.0	± 9.6 %
		Y	3.43	74.94	10.68		120.0	
		Z	100.00	98.67	16.42		120.0	
10670-AAA	Bluetooth Low Energy	X	100.00	117.22	26.83	2.19	100.0	± 9.6 %
		Y	100.00	107.88	22.47		100.0	
		Z	100.00	104.58	20.49		100.0	

[E] Uncertainty is determined using the max. deviation from linear response applying rectangular distribution and is expressed for the square of the field value.

- End of report -

Unless otherwise stated the results shown in this test report refer only to the sample(s) tested and such sample(s) are retained for 90 days only.
除非另有說明，此報告結果僅對測試之樣品負責，同時此樣品僅保留90天。本報告未經本公司書面許可，不可部份複製。
This document is issued by the Company subject to its General Conditions of Service printed overleaf, available on request or accessible at www.sgs.com/terms_and_conditions.htm and for electronic format documents, subject to Terms and Conditions for Electronic Documents at www.sgs.com/terms_e-document.htm. Attention is drawn to the limitation of liability, indemnification and jurisdiction issues defined therein. Any holder of this document is advised that information contained hereon reflects the Company's findings at the time of its intervention only and within the limits of Client's instructions, if any. The Company's sole responsibility is to its Client and this document does not exonerate parties to a transaction from exercising all their rights and obligations under the transaction documents. This document cannot be reproduced except in full, without prior written approval of the Company. Any unauthorized alteration, forgery or falsification of the content or appearance of this document is unlawful and offenders may be prosecuted to the fullest extent of the law.

SGS Taiwan Ltd. 台灣檢驗科技股份有限公司
No.134,Wu Kung Road, New Taipei Industrial Park, Wuku District, New Taipei City, Taiwan 24803/新北市五股區新北產業園區五工路 134 號
t (886-2) 2299-3279 f (886-2) 2298-0488 www.tw.sgs.com
Member of SGS Group