LTE Band 66C / 20MHz+20MHz

64QAM

Lowest Band Edge / 1RB0 and 1RB99

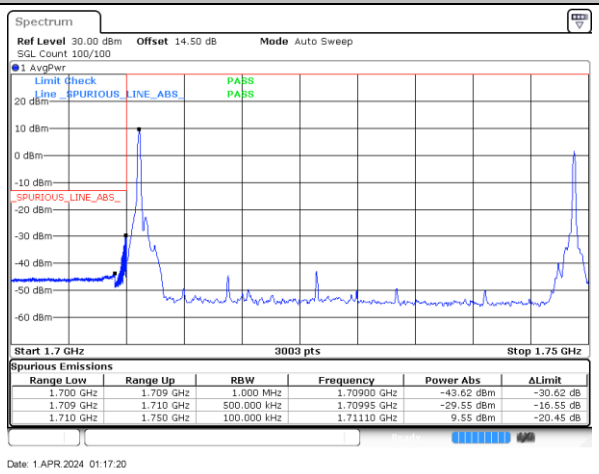

Spurious Emissions

Range Low	Range Up	RBW	Frequency	Power Abs	ΔLimit
1.700 GHz	1.709 GHz	1.000 MHz	1.70900 GHz	-43.62 dBm	-30.62 dB
1.709 GHz	1.710 GHz	500.000 kHz	1.70995 GHz	-29.55 dBm	-16.55 dB
1.710 GHz	1.750 GHz	100.000 kHz	1.71110 GHz	9.55 dBm	-20.45 dB

Date: 1.APR.2024 01:17:20

Highest Band Edge / 1RB0 and 1RB99

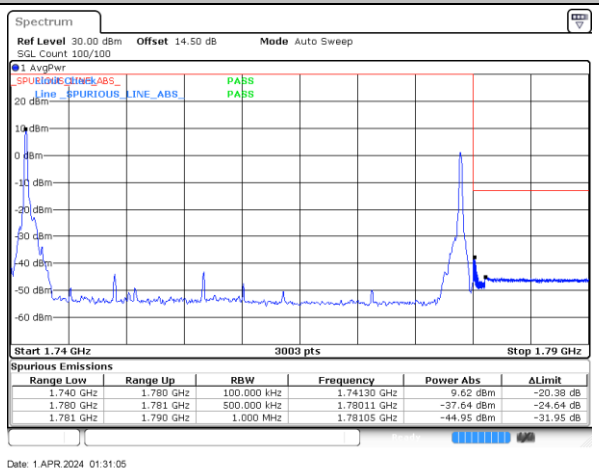

Spurious Emissions

Range Low	Range Up	RBW	Frequency	Power Abs	ΔLimit
1.740 GHz	1.780 GHz	100.000 kHz	1.74130 GHz	9.62 dBm	-20.38 dB
1.780 GHz	1.781 GHz	500.000 kHz	1.78011 GHz	-37.64 dBm	-24.64 dB
1.781 GHz	1.790 GHz	1.000 MHz	1.78105 GHz	-44.95 dBm	-31.95 dB

Date: 1.APR.2024 01:31:05

Lowest Band Edge / 1RB99 and 1RB0

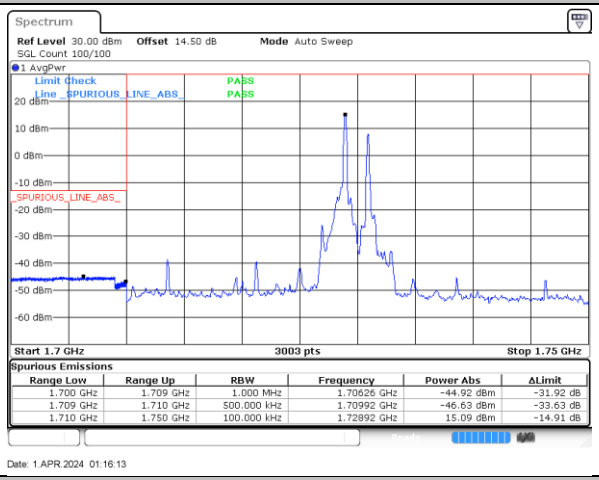

Spurious Emissions

Range Low	Range Up	RBW	Frequency	Power Abs	ΔLimit
1.700 GHz	1.709 GHz	1.000 MHz	1.70626 GHz	-44.92 dBm	-31.92 dB
1.709 GHz	1.710 GHz	500.000 kHz	1.70992 GHz	-46.63 dBm	-33.63 dB
1.710 GHz	1.750 GHz	100.000 kHz	1.72892 GHz	15.09 dBm	-14.91 dB

Date: 1.APR.2024 01:16:13

Highest Band Edge / 1RB99 and 1RB0

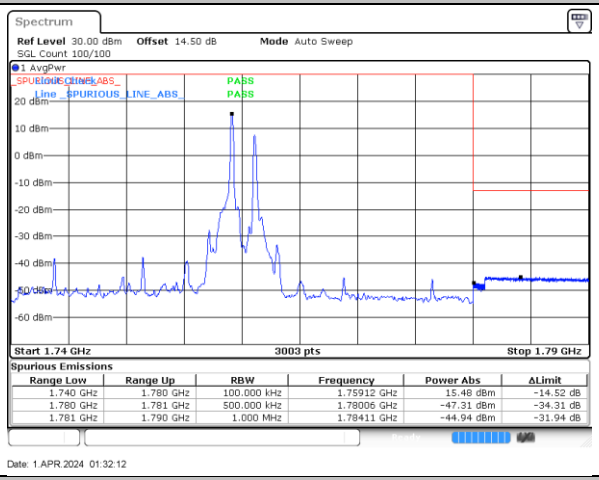

Spurious Emissions

Range Low	Range Up	RBW	Frequency	Power Abs	ΔLimit
1.740 GHz	1.780 GHz	100.000 kHz	1.75912 GHz	15.48 dBm	-14.52 dB
1.780 GHz	1.781 GHz	500.000 kHz	1.78006 GHz	-47.31 dBm	-34.31 dB
1.781 GHz	1.790 GHz	1.000 MHz	1.78411 GHz	-44.94 dBm	-31.94 dB

Date: 1.APR.2024 01:32:12

Lowest Band Edge / Full RB

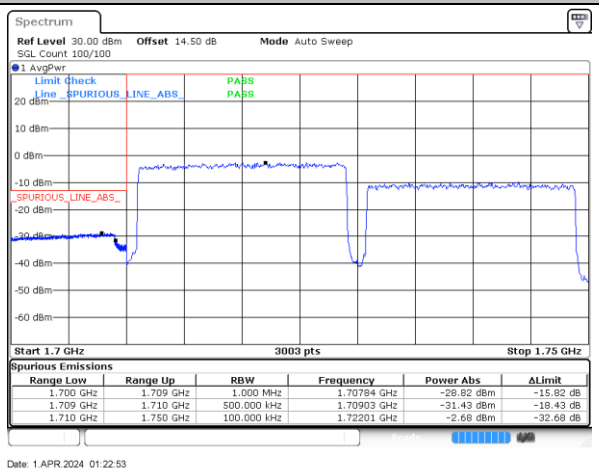

Spurious Emissions

Range Low	Range Up	RBW	Frequency	Power Abs	ΔLimit
1.700 GHz	1.709 GHz	1.000 MHz	1.70784 GHz	-28.82 dBm	-15.82 dB
1.709 GHz	1.710 GHz	500.000 kHz	1.70903 GHz	-31.43 dBm	-18.43 dB
1.710 GHz	1.750 GHz	100.000 kHz	1.72201 GHz	-2.68 dBm	-32.68 dB

Date: 1.APR.2024 01:22:53

Highest Band Edge / Full RB

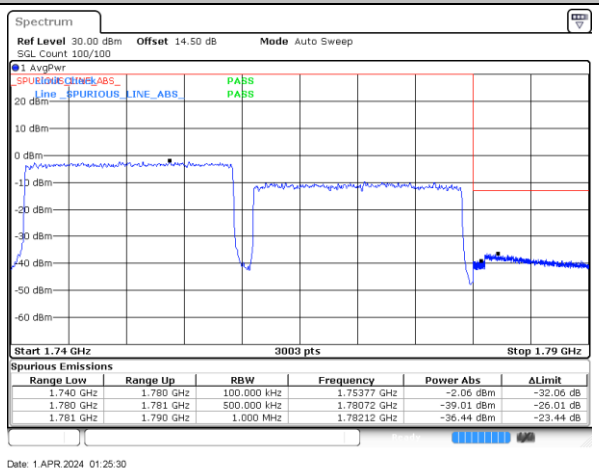

Spurious Emissions

Range Low	Range Up	RBW	Frequency	Power Abs	ΔLimit
1.740 GHz	1.780 GHz	100.000 kHz	1.75377 GHz	-2.06 dBm	-32.06 dB
1.780 GHz	1.781 GHz	500.000 kHz	1.78072 GHz	-39.01 dBm	-26.01 dB
1.781 GHz	1.790 GHz	1.000 MHz	1.78212 GHz	-36.44 dBm	-23.44 dB

Date: 1.APR.2024 01:25:30

Conducted Spurious Emission

LTE Band 66C / 5MHz+20MHz

QPSK

Lowest Channel / 1RB24 and 1RB0

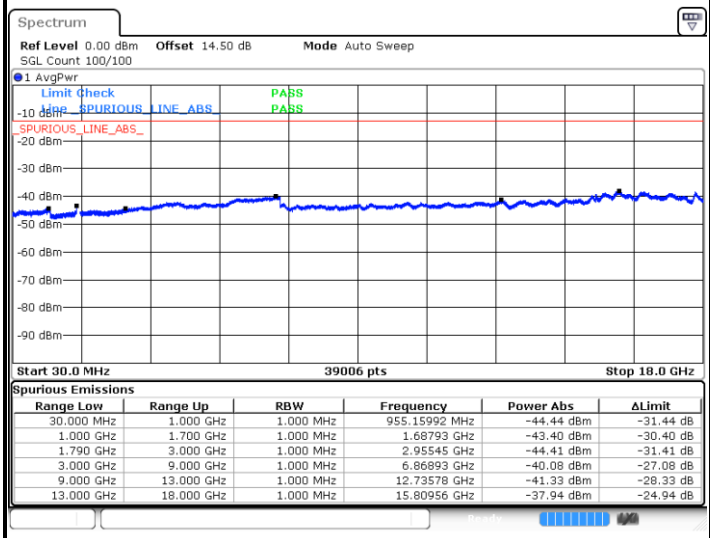

Spurious Emissions

Range Low	Range Up	RBW	Frequency	Power Abs	ΔLimit
30.000 MHz	1.000 GHz	1.000 MHz	955.15992 MHz	-44.44 dBm	-31.44 dB
1.000 GHz	1.700 GHz	1.000 MHz	1.68793 GHz	-43.40 dBm	-30.40 dB
1.790 GHz	3.000 GHz	1.000 MHz	2.95545 GHz	-44.41 dBm	-31.41 dB
3.000 GHz	9.000 GHz	1.000 MHz	6.86893 GHz	-40.08 dBm	-27.08 dB
9.000 GHz	13.000 GHz	1.000 MHz	12.73578 GHz	-41.33 dBm	-28.33 dB
13.000 GHz	18.000 GHz	1.000 MHz	15.80956 GHz	-37.94 dBm	-24.94 dB

Date: 1.APR.2024 00:44:07

Middle Channel / 1RB24 and 1RB0

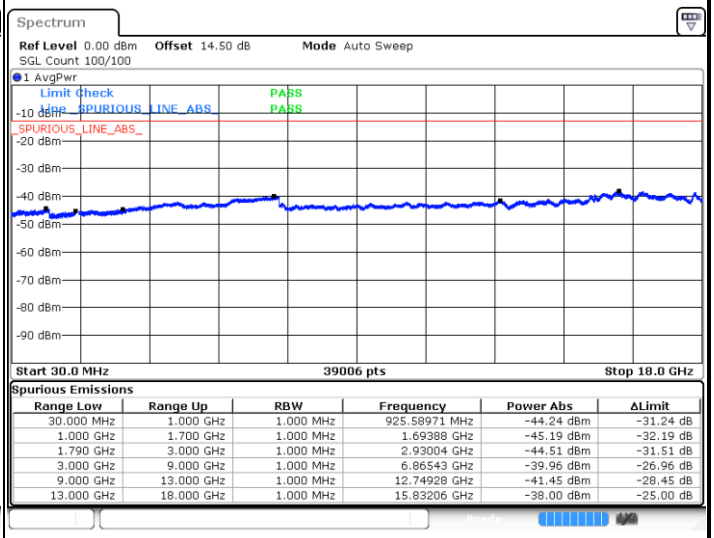

Spurious Emissions

Range Low	Range Up	RBW	Frequency	Power Abs	ΔLimit
30.000 MHz	1.000 GHz	1.000 MHz	925.58971 MHz	-44.24 dBm	-31.24 dB
1.000 GHz	1.700 GHz	1.000 MHz	1.69388 GHz	-45.19 dBm	-32.19 dB
1.790 GHz	3.000 GHz	1.000 MHz	2.93004 GHz	-44.51 dBm	-31.51 dB
3.000 GHz	9.000 GHz	1.000 MHz	6.86543 GHz	-39.96 dBm	-26.96 dB
9.000 GHz	13.000 GHz	1.000 MHz	12.74928 GHz	-41.45 dBm	-28.45 dB
13.000 GHz	18.000 GHz	1.000 MHz	15.83206 GHz	-38.00 dBm	-25.00 dB

Date: 1.APR.2024 00:41:36

Highest Channel / 1RB24 and 1RB0

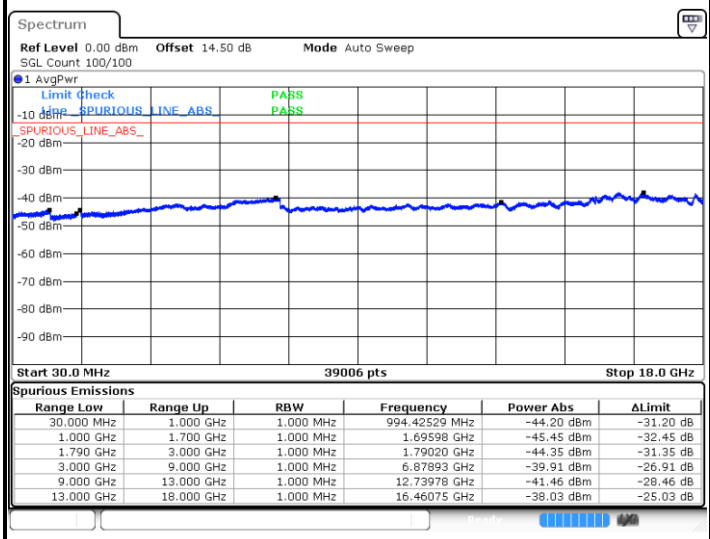

Spurious Emissions

Range Low	Range Up	RBW	Frequency	Power Abs	ΔLimit
30.000 MHz	1.000 GHz	1.000 MHz	994.42529 MHz	-44.20 dBm	-31.20 dB
1.000 GHz	1.700 GHz	1.000 MHz	1.69598 GHz	-45.45 dBm	-32.45 dB
1.790 GHz	3.000 GHz	1.000 MHz	1.79020 GHz	-44.35 dBm	-31.35 dB
3.000 GHz	9.000 GHz	1.000 MHz	6.87893 GHz	-39.91 dBm	-26.91 dB
9.000 GHz	13.000 GHz	1.000 MHz	12.73978 GHz	-41.46 dBm	-28.46 dB
13.000 GHz	18.000 GHz	1.000 MHz	16.46075 GHz	-38.03 dBm	-25.03 dB

Date: 1.APR.2024 01:07:16

LTE Band 66C / 10MHz+15MHz

QPSK

Lowest Channel / 1RB49 and 1RB0

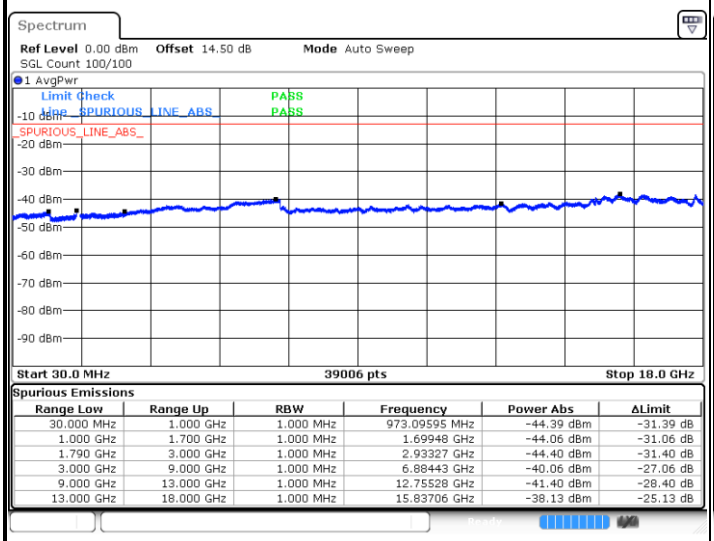

Spurious Emissions

Range Low	Range Up	RBW	Frequency	Power Abs	ΔLimit
30.000 MHz	1.000 GHz	1.000 MHz	973.09595 MHz	-44.39 dBm	-31.39 dB
1.000 GHz	1.700 GHz	1.000 MHz	1.69948 GHz	-44.06 dBm	-31.06 dB
1.790 GHz	3.000 GHz	1.000 MHz	2.93327 GHz	-44.40 dBm	-31.40 dB
3.000 GHz	9.000 GHz	1.000 MHz	6.88443 GHz	-40.06 dBm	-27.06 dB
9.000 GHz	13.000 GHz	1.000 MHz	12.75528 GHz	-41.40 dBm	-28.40 dB
13.000 GHz	18.000 GHz	1.000 MHz	15.83706 GHz	-38.13 dBm	-25.13 dB

Date: 31.MAR.2024 20:48:07

Middle Channel / 1RB49 and 1RB0

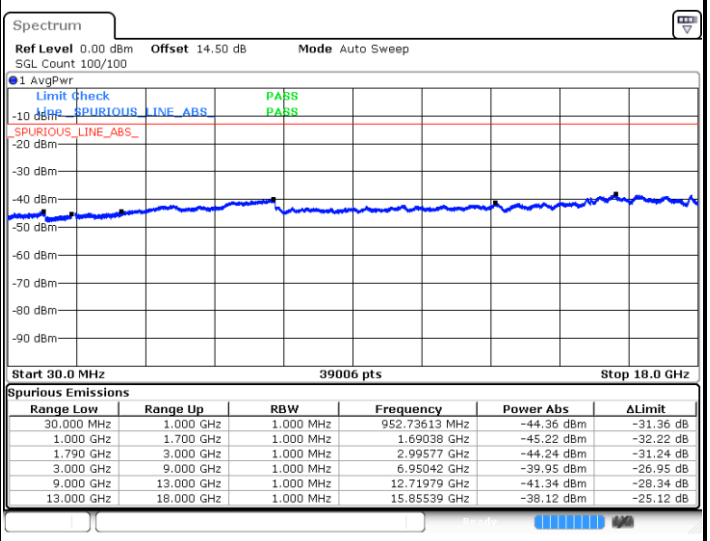

Spurious Emissions

Range Low	Range Up	RBW	Frequency	Power Abs	ΔLimit
30.000 MHz	1.000 GHz	1.000 MHz	952.73613 MHz	-44.36 dBm	-31.36 dB
1.000 GHz	1.700 GHz	1.000 MHz	1.69038 GHz	-45.22 dBm	-32.22 dB
1.790 GHz	3.000 GHz	1.000 MHz	2.99577 GHz	-44.24 dBm	-31.24 dB
3.000 GHz	9.000 GHz	1.000 MHz	6.95042 GHz	-39.95 dBm	-26.95 dB
9.000 GHz	13.000 GHz	1.000 MHz	12.71979 GHz	-41.34 dBm	-28.34 dB
13.000 GHz	18.000 GHz	1.000 MHz	15.85539 GHz	-38.12 dBm	-25.12 dB

Date: 31.MAR.2024 20:45:36

Highest Channel / 1RB49 and 1RB0

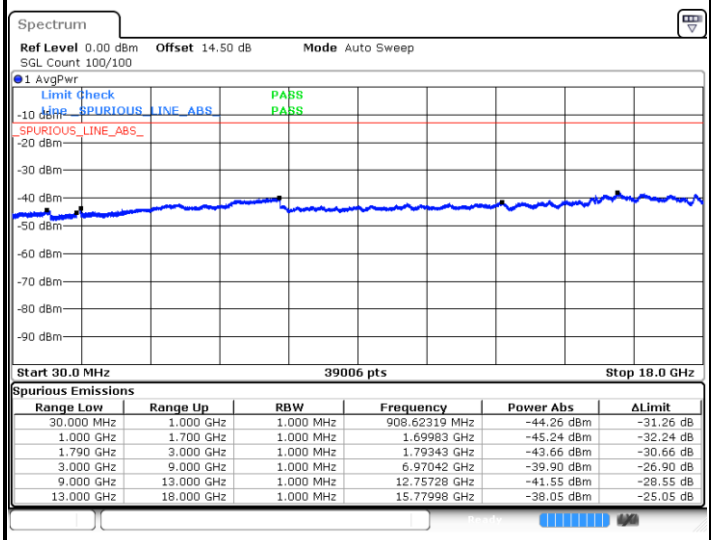

Spurious Emissions

Range Low	Range Up	RBW	Frequency	Power Abs	ΔLimit
30.000 MHz	1.000 GHz	1.000 MHz	908.62319 MHz	-44.26 dBm	-31.26 dB
1.000 GHz	1.700 GHz	1.000 MHz	1.69983 GHz	-45.24 dBm	-32.24 dB
1.790 GHz	3.000 GHz	1.000 MHz	1.79343 GHz	-43.66 dBm	-30.66 dB
3.000 GHz	9.000 GHz	1.000 MHz	6.97042 GHz	-39.90 dBm	-26.90 dB
9.000 GHz	13.000 GHz	1.000 MHz	12.75728 GHz	-41.55 dBm	-28.55 dB
13.000 GHz	18.000 GHz	1.000 MHz	15.77998 GHz	-38.05 dBm	-25.05 dB

Date: 31.MAR.2024 21:11:16

LTE Band 66C / 10MHz+20MHz

QPSK

Lowest Channel / 1RB49 and 1RB0

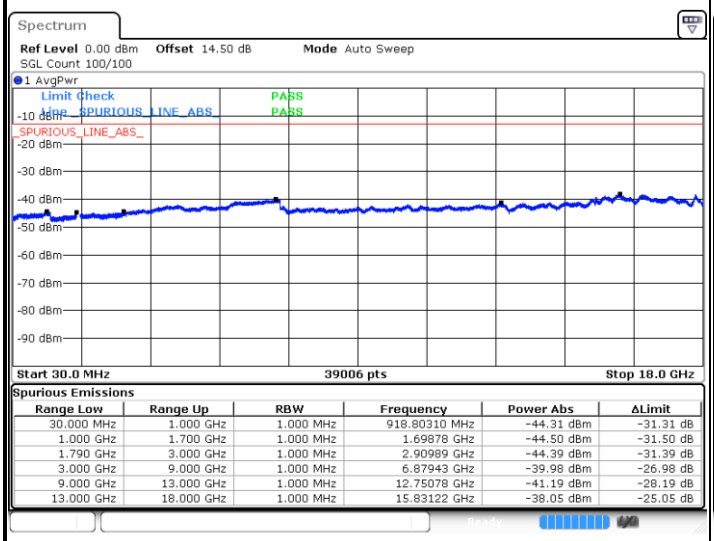

Spurious Emissions

Range Low	Range Up	RBW	Frequency	Power Abs	ΔLimit
30.000 MHz	1.000 GHz	1.000 MHz	918.80310 MHz	-44.31 dBm	-31.31 dB
1.000 GHz	1.700 GHz	1.000 MHz	1.69878 GHz	-44.50 dBm	-31.50 dB
1.790 GHz	3.000 GHz	1.000 MHz	2.90989 GHz	-44.39 dBm	-31.39 dB
3.000 GHz	9.000 GHz	1.000 MHz	6.87943 GHz	-39.98 dBm	-26.98 dB
9.000 GHz	13.000 GHz	1.000 MHz	12.75078 GHz	-41.19 dBm	-28.19 dB
13.000 GHz	18.000 GHz	1.000 MHz	15.83122 GHz	-38.05 dBm	-25.05 dB

Date: 31.MAR.2024 21:49:44

Middle Channel / 1RB49 and 1RB0

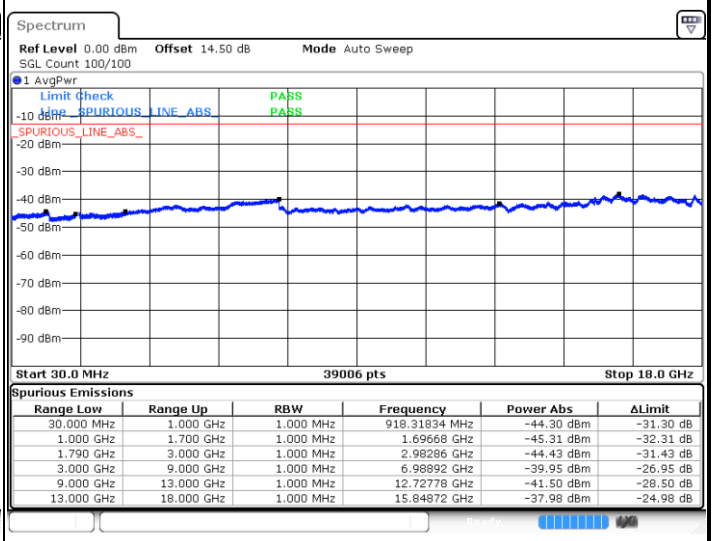

Spurious Emissions

Range Low	Range Up	RBW	Frequency	Power Abs	ΔLimit
30.000 MHz	1.000 GHz	1.000 MHz	918.31834 MHz	-44.30 dBm	-31.30 dB
1.000 GHz	1.700 GHz	1.000 MHz	1.69668 GHz	-45.31 dBm	-32.31 dB
1.790 GHz	3.000 GHz	1.000 MHz	2.98286 GHz	-44.43 dBm	-31.43 dB
3.000 GHz	9.000 GHz	1.000 MHz	6.98892 GHz	-39.95 dBm	-26.95 dB
9.000 GHz	13.000 GHz	1.000 MHz	12.72778 GHz	-41.50 dBm	-28.50 dB
13.000 GHz	18.000 GHz	1.000 MHz	15.84872 GHz	-37.98 dBm	-24.98 dB

Date: 31.MAR.2024 21:47:13

Highest Channel / 1RB49 and 1RB0

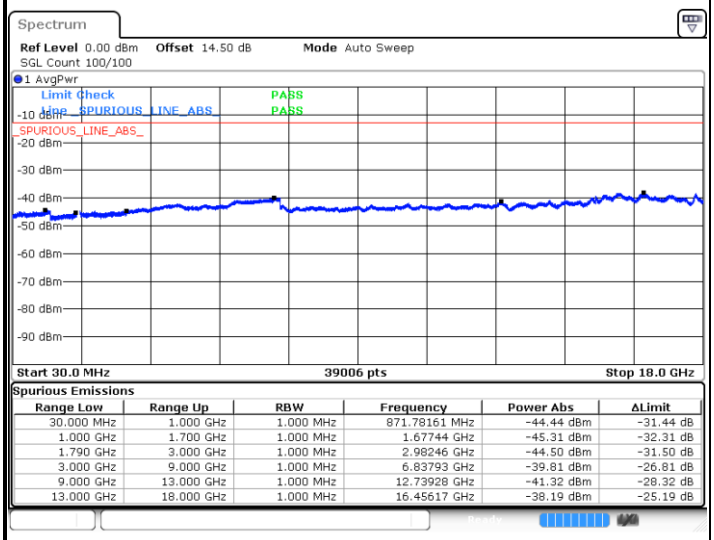

Spurious Emissions

Range Low	Range Up	RBW	Frequency	Power Abs	ΔLimit
30.000 MHz	1.000 GHz	1.000 MHz	871.78161 MHz	-44.44 dBm	-31.44 dB
1.000 GHz	1.700 GHz	1.000 MHz	1.67744 GHz	-45.31 dBm	-32.31 dB
1.790 GHz	3.000 GHz	1.000 MHz	2.98246 GHz	-44.50 dBm	-31.50 dB
3.000 GHz	9.000 GHz	1.000 MHz	6.83793 GHz	-39.81 dBm	-26.81 dB
9.000 GHz	13.000 GHz	1.000 MHz	12.73928 GHz	-41.32 dBm	-28.32 dB
13.000 GHz	18.000 GHz	1.000 MHz	16.45617 GHz	-38.19 dBm	-25.19 dB

Date: 31.MAR.2024 22:12:53

LTE Band 66C / 15MHz+10MHz

QPSK

Lowest Channel / 1RB74 and 1RB0

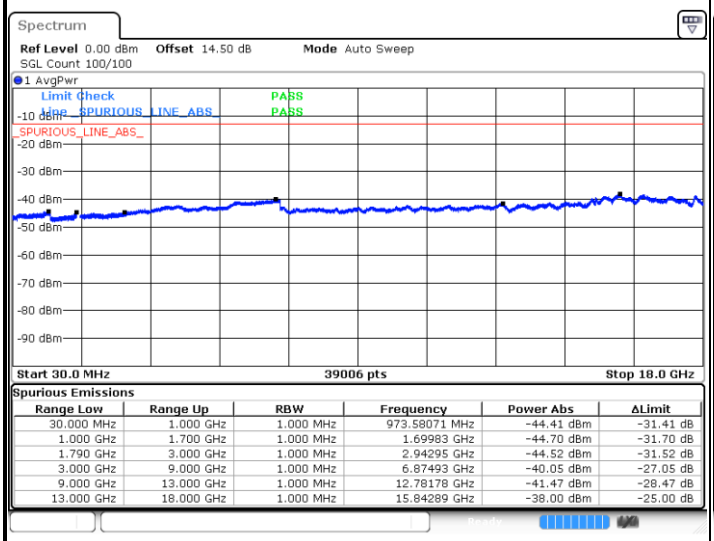

Spurious Emissions

Range Low	Range Up	RBW	Frequency	Power Abs	ΔLimit
30.000 MHz	1.000 GHz	1.000 MHz	973.58071 MHz	-44.41 dBm	-31.41 dB
1.000 GHz	1.700 GHz	1.000 MHz	1.69983 GHz	-44.70 dBm	-31.70 dB
1.790 GHz	3.000 GHz	1.000 MHz	2.94295 GHz	-44.52 dBm	-31.52 dB
3.000 GHz	9.000 GHz	1.000 MHz	6.87493 GHz	-40.05 dBm	-27.05 dB
9.000 GHz	13.000 GHz	1.000 MHz	12.78178 GHz	-41.47 dBm	-28.47 dB
13.000 GHz	18.000 GHz	1.000 MHz	15.84289 GHz	-38.00 dBm	-25.00 dB

Date: 31.MAR.2024 21:18:34

Middle Channel / 1RB74 and 1RB0

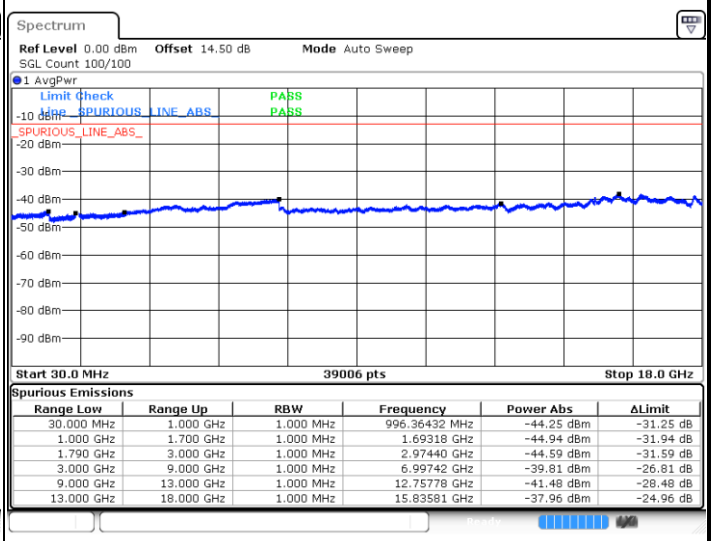

Spurious Emissions

Range Low	Range Up	RBW	Frequency	Power Abs	ΔLimit
30.000 MHz	1.000 GHz	1.000 MHz	996.36432 MHz	-44.25 dBm	-31.25 dB
1.000 GHz	1.700 GHz	1.000 MHz	1.69318 GHz	-44.94 dBm	-31.94 dB
1.790 GHz	3.000 GHz	1.000 MHz	2.97440 GHz	-44.59 dBm	-31.59 dB
3.000 GHz	9.000 GHz	1.000 MHz	6.99742 GHz	-39.81 dBm	-26.81 dB
9.000 GHz	13.000 GHz	1.000 MHz	12.75778 GHz	-41.48 dBm	-28.48 dB
13.000 GHz	18.000 GHz	1.000 MHz	15.83581 GHz	-37.96 dBm	-24.96 dB

Date: 31.MAR.2024 21:16:04

Highest Channel / 1RB74 and 1RB0

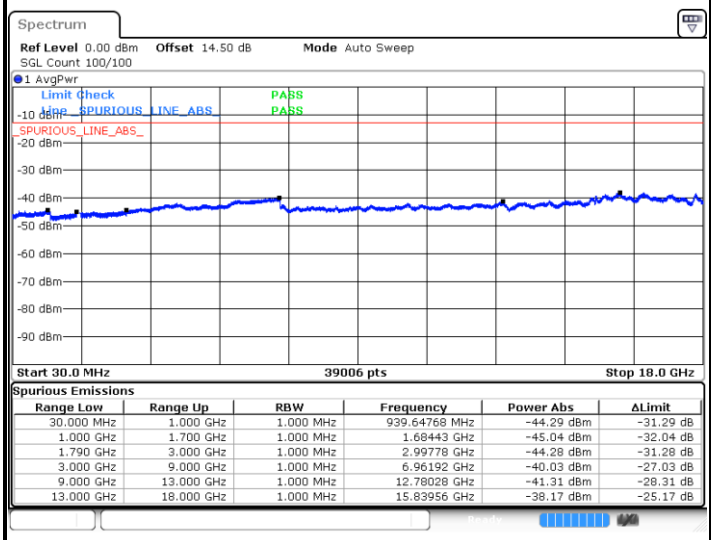

Spurious Emissions

Range Low	Range Up	RBW	Frequency	Power Abs	ΔLimit
30.000 MHz	1.000 GHz	1.000 MHz	939.64768 MHz	-44.29 dBm	-31.29 dB
1.000 GHz	1.700 GHz	1.000 MHz	1.68443 GHz	-45.04 dBm	-32.04 dB
1.790 GHz	3.000 GHz	1.000 MHz	2.99778 GHz	-44.28 dBm	-31.28 dB
3.000 GHz	9.000 GHz	1.000 MHz	6.96192 GHz	-40.03 dBm	-27.03 dB
9.000 GHz	13.000 GHz	1.000 MHz	12.78028 GHz	-41.31 dBm	-28.31 dB
13.000 GHz	18.000 GHz	1.000 MHz	15.83956 GHz	-38.17 dBm	-25.17 dB

Date: 31.MAR.2024 21:42:25

LTE Band 66C / 15MHz+15MHz

QPSK

Lowest Channel / 1RB74 and 1RB0

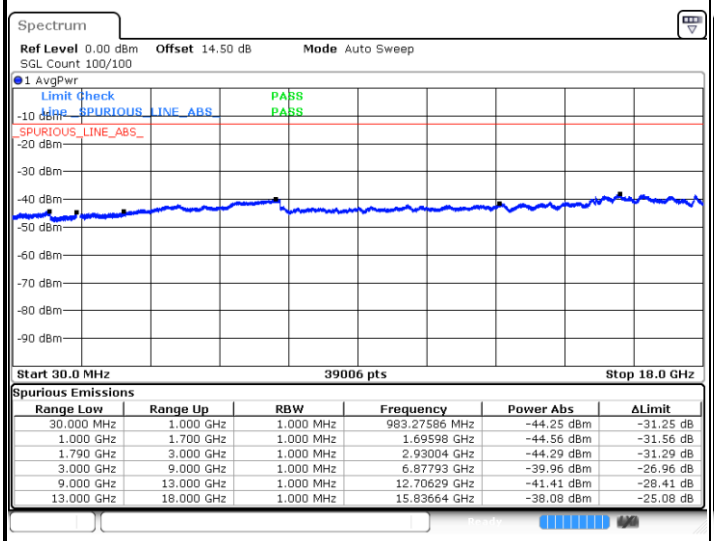

Spurious Emissions

Range Low	Range Up	RBW	Frequency	Power Abs	ΔLimit
30.000 MHz	1.000 GHz	1.000 MHz	983.27586 MHz	-44.25 dBm	-31.25 dB
1.000 GHz	1.700 GHz	1.000 MHz	1.69598 GHz	-44.56 dBm	-31.56 dB
1.790 GHz	3.000 GHz	1.000 MHz	2.93004 GHz	-44.29 dBm	-31.29 dB
3.000 GHz	9.000 GHz	1.000 MHz	6.87793 GHz	-39.96 dBm	-26.96 dB
9.000 GHz	13.000 GHz	1.000 MHz	12.70629 GHz	-41.41 dBm	-28.41 dB
13.000 GHz	18.000 GHz	1.000 MHz	15.83664 GHz	-38.08 dBm	-25.08 dB

Date: 31.MAR.2024 22:46:00

Middle Channel / 1RB74 and 1RB0

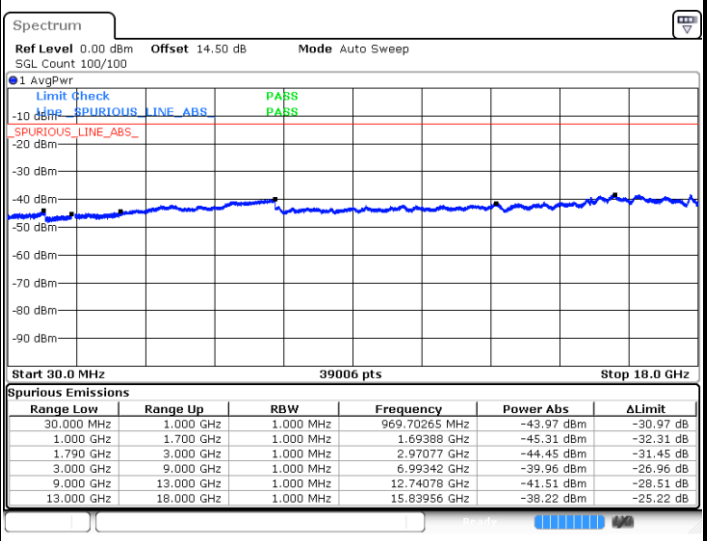

Spurious Emissions

Range Low	Range Up	RBW	Frequency	Power Abs	ΔLimit
30.000 MHz	1.000 GHz	1.000 MHz	969.70265 MHz	-43.97 dBm	-30.97 dB
1.000 GHz	1.700 GHz	1.000 MHz	1.69388 GHz	-45.31 dBm	-32.31 dB
1.790 GHz	3.000 GHz	1.000 MHz	2.97077 GHz	-44.45 dBm	-31.45 dB
3.000 GHz	9.000 GHz	1.000 MHz	6.99342 GHz	-39.96 dBm	-26.96 dB
9.000 GHz	13.000 GHz	1.000 MHz	12.74078 GHz	-41.51 dBm	-28.51 dB
13.000 GHz	18.000 GHz	1.000 MHz	15.83956 GHz	-38.22 dBm	-25.22 dB

Date: 31.MAR.2024 22:45:00

Highest Channel / 1RB74 and 1RB0

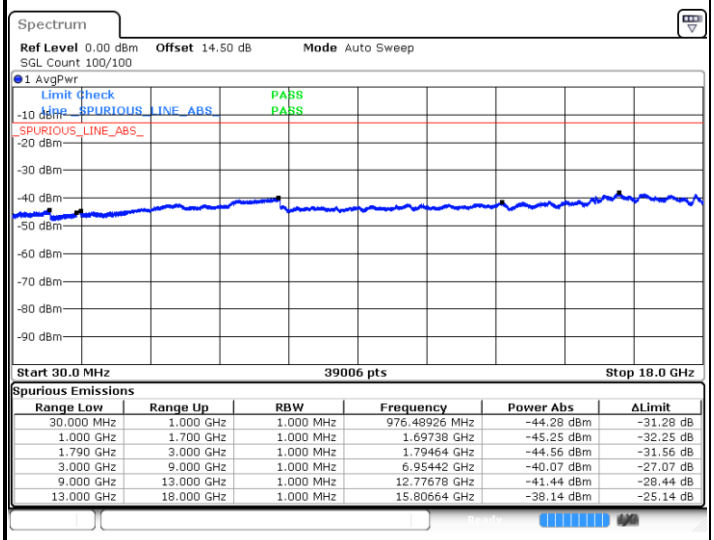

Spurious Emissions

Range Low	Range Up	RBW	Frequency	Power Abs	ΔLimit
30.000 MHz	1.000 GHz	1.000 MHz	976.48926 MHz	-44.28 dBm	-31.28 dB
1.000 GHz	1.700 GHz	1.000 MHz	1.69738 GHz	-45.25 dBm	-32.25 dB
1.790 GHz	3.000 GHz	1.000 MHz	1.79464 GHz	-44.56 dBm	-31.56 dB
3.000 GHz	9.000 GHz	1.000 MHz	6.95442 GHz	-40.07 dBm	-27.07 dB
9.000 GHz	13.000 GHz	1.000 MHz	12.77678 GHz	-41.44 dBm	-28.44 dB
13.000 GHz	18.000 GHz	1.000 MHz	15.80664 GHz	-38.14 dBm	-25.14 dB

Date: 31.MAR.2024 23:08:31

LTE Band 66C / 15MHz+20MHz

QPSK

Lowest Channel / 1RB74 and 1RB0

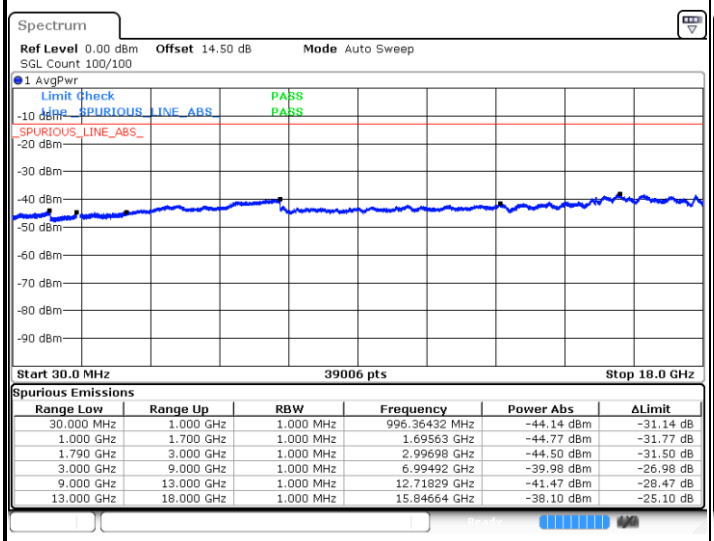

Spurious Emissions

Range Low	Range Up	RBW	Frequency	Power Abs	ΔLimit
30.000 MHz	1.000 GHz	1.000 MHz	996.36432 MHz	-44.14 dBm	-31.14 dB
1.000 GHz	1.700 GHz	1.000 MHz	1.69563 GHz	-44.77 dBm	-31.77 dB
1.790 GHz	3.000 GHz	1.000 MHz	2.99698 GHz	-44.50 dBm	-31.50 dB
3.000 GHz	9.000 GHz	1.000 MHz	6.99492 GHz	-39.98 dBm	-26.98 dB
9.000 GHz	13.000 GHz	1.000 MHz	12.71829 GHz	-41.47 dBm	-28.47 dB
13.000 GHz	18.000 GHz	1.000 MHz	15.84664 GHz	-38.10 dBm	-25.10 dB

Date: 31.MAR.2024 23:15:49

Middle Channel / 1RB74 and 1RB0

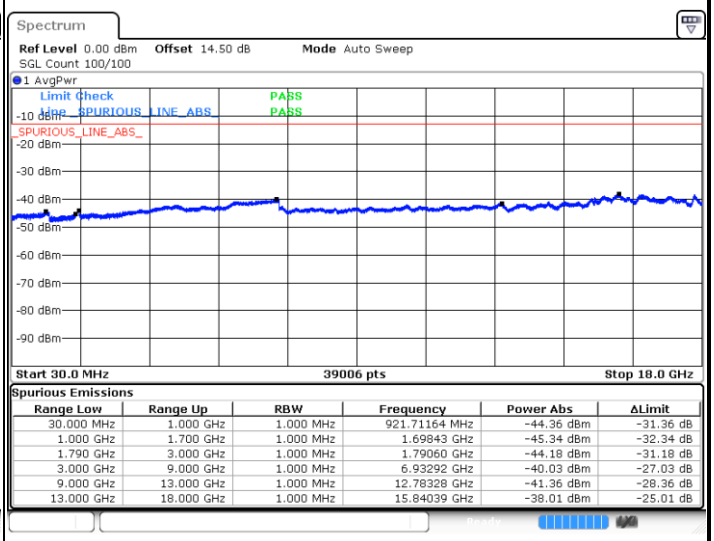

Spurious Emissions

Range Low	Range Up	RBW	Frequency	Power Abs	ΔLimit
30.000 MHz	1.000 GHz	1.000 MHz	921.71164 MHz	-44.36 dBm	-31.36 dB
1.000 GHz	1.700 GHz	1.000 MHz	1.69843 GHz	-45.34 dBm	-32.34 dB
1.790 GHz	3.000 GHz	1.000 MHz	1.79060 GHz	-44.18 dBm	-31.18 dB
3.000 GHz	9.000 GHz	1.000 MHz	6.93292 GHz	-40.03 dBm	-27.03 dB
9.000 GHz	13.000 GHz	1.000 MHz	12.78328 GHz	-41.36 dBm	-28.36 dB
13.000 GHz	18.000 GHz	1.000 MHz	15.84039 GHz	-38.01 dBm	-25.01 dB

Date: 31.MAR.2024 23:13:18

Highest Channel / 1RB74 and 1RB0

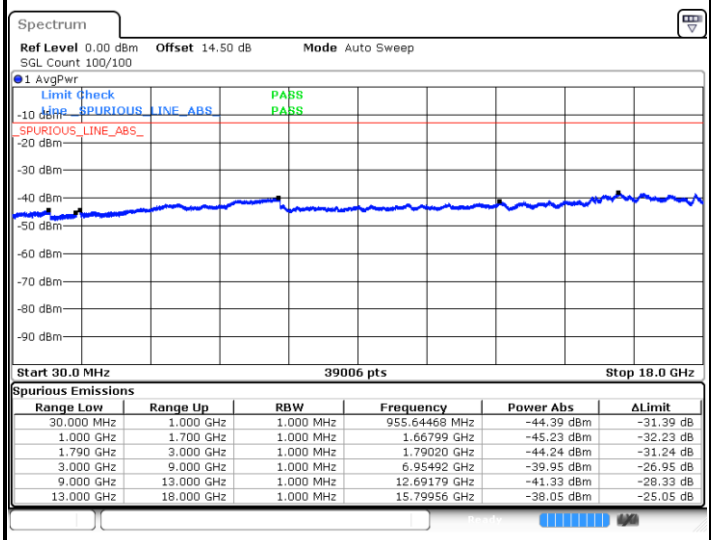

Spurious Emissions

Range Low	Range Up	RBW	Frequency	Power Abs	ΔLimit
30.000 MHz	1.000 GHz	1.000 MHz	955.64468 MHz	-44.39 dBm	-31.39 dB
1.000 GHz	1.700 GHz	1.000 MHz	1.66799 GHz	-45.23 dBm	-32.23 dB
1.790 GHz	3.000 GHz	1.000 MHz	1.79020 GHz	-44.24 dBm	-31.24 dB
3.000 GHz	9.000 GHz	1.000 MHz	6.95492 GHz	-39.95 dBm	-26.95 dB
9.000 GHz	13.000 GHz	1.000 MHz	12.69179 GHz	-41.33 dBm	-28.33 dB
13.000 GHz	18.000 GHz	1.000 MHz	15.79956 GHz	-38.05 dBm	-25.05 dB

Date: 31.MAR.2024 23:38:58

LTE Band 66C / 20MHz+5MHz

QPSK

Lowest Channel / 1RB99 and 1RB0

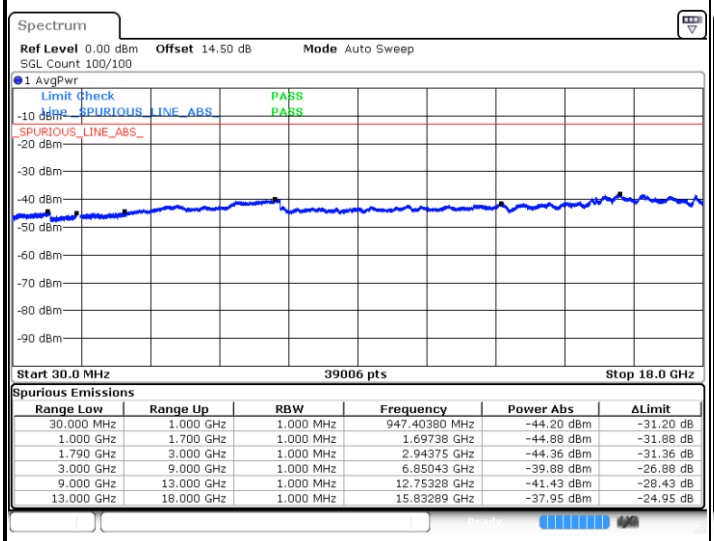

Spurious Emissions

Range Low	Range Up	RBW	Frequency	Power Abs	ΔLimit
30.000 MHz	1.000 GHz	1.000 MHz	947.40380 MHz	-44.20 dBm	-31.20 dB
1.000 GHz	1.700 GHz	1.000 MHz	1.69738 GHz	-44.88 dBm	-31.88 dB
1.790 GHz	3.000 GHz	1.000 MHz	2.94375 GHz	-44.36 dBm	-31.36 dB
3.000 GHz	9.000 GHz	1.000 MHz	6.85043 GHz	-39.88 dBm	-26.88 dB
9.000 GHz	13.000 GHz	1.000 MHz	12.75328 GHz	-41.43 dBm	-28.43 dB
13.000 GHz	18.000 GHz	1.000 MHz	15.83289 GHz	-37.95 dBm	-24.95 dB

Date: 1.APR.2024 00:15:09

Middle Channel / 1RB99 and 1RB0

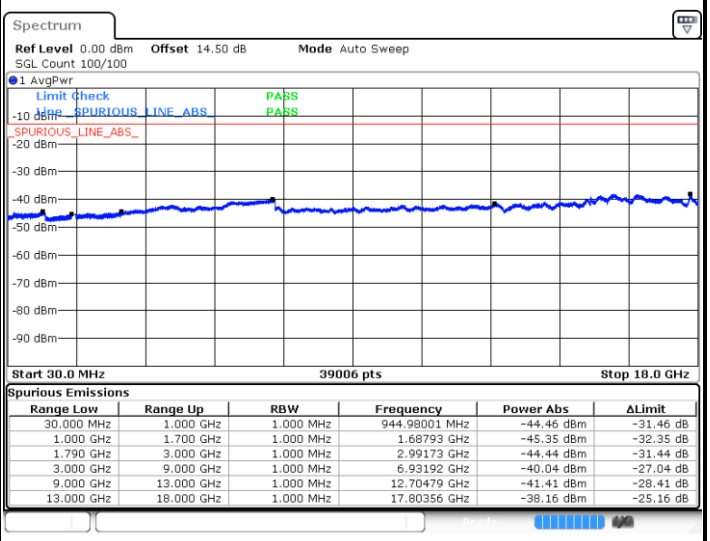

Spurious Emissions

Range Low	Range Up	RBW	Frequency	Power Abs	ΔLimit
30.000 MHz	1.000 GHz	1.000 MHz	944.98001 MHz	-44.46 dBm	-31.46 dB
1.000 GHz	1.700 GHz	1.000 MHz	1.68793 GHz	-45.35 dBm	-32.35 dB
1.790 GHz	3.000 GHz	1.000 MHz	2.99173 GHz	-44.44 dBm	-31.44 dB
3.000 GHz	9.000 GHz	1.000 MHz	6.93192 GHz	-40.04 dBm	-27.04 dB
9.000 GHz	13.000 GHz	1.000 MHz	12.70479 GHz	-41.41 dBm	-28.41 dB
13.000 GHz	18.000 GHz	1.000 MHz	17.80356 GHz	-38.16 dBm	-25.16 dB

Date: 1.APR.2024 00:14:08

Highest Channel / 1RB99 and 1RB0

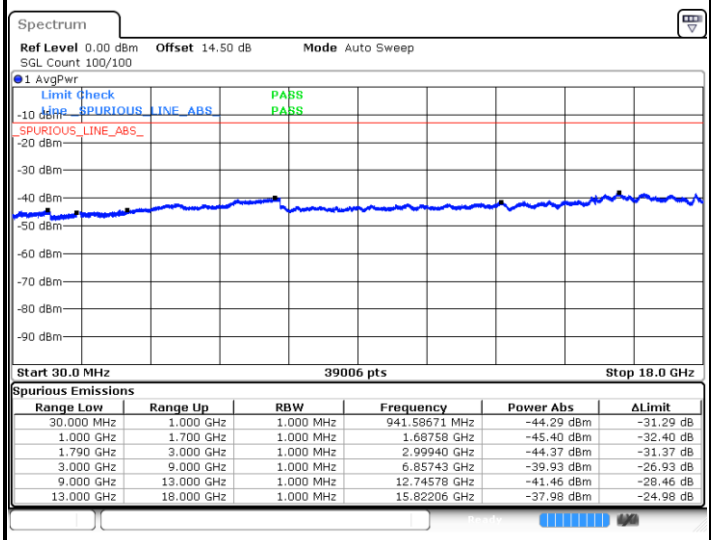

Spurious Emissions

Range Low	Range Up	RBW	Frequency	Power Abs	ΔLimit
30.000 MHz	1.000 GHz	1.000 MHz	941.58671 MHz	-44.29 dBm	-31.29 dB
1.000 GHz	1.700 GHz	1.000 MHz	1.68758 GHz	-45.40 dBm	-32.40 dB
1.790 GHz	3.000 GHz	1.000 MHz	2.99940 GHz	-44.37 dBm	-31.37 dB
3.000 GHz	9.000 GHz	1.000 MHz	6.85743 GHz	-39.93 dBm	-26.93 dB
9.000 GHz	13.000 GHz	1.000 MHz	12.74578 GHz	-41.46 dBm	-28.46 dB
13.000 GHz	18.000 GHz	1.000 MHz	15.82206 GHz	-37.98 dBm	-24.98 dB

Date: 1.APR.2024 00:36:48

LTE Band 66C / 20MHz+10MHz

QPSK

Lowest Channel / 1RB99 and 1RB0

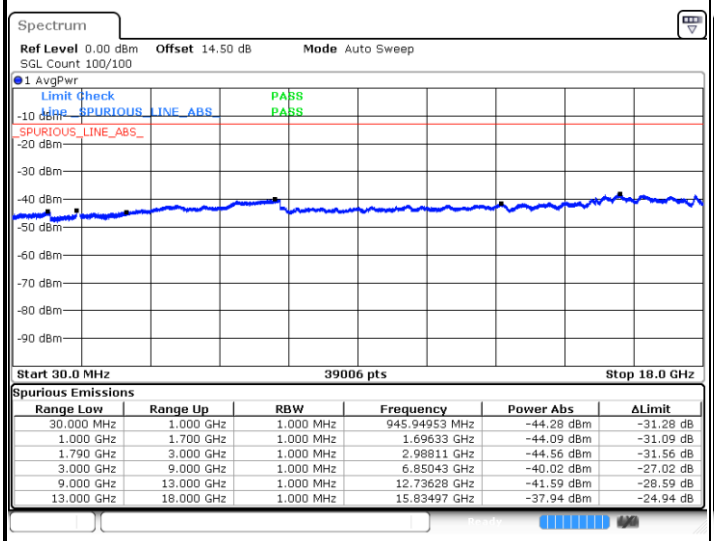

Spurious Emissions

Range Low	Range Up	RBW	Frequency	Power Abs	ΔLimit
30.000 MHz	1.000 GHz	1.000 MHz	945.94953 MHz	-44.28 dBm	-31.28 dB
1.000 GHz	1.700 GHz	1.000 MHz	1.69633 GHz	-44.09 dBm	-31.09 dB
1.790 GHz	3.000 GHz	1.000 MHz	2.98811 GHz	-44.56 dBm	-31.56 dB
3.000 GHz	9.000 GHz	1.000 MHz	6.85043 GHz	-40.02 dBm	-27.02 dB
9.000 GHz	13.000 GHz	1.000 MHz	12.73628 GHz	-41.59 dBm	-28.59 dB
13.000 GHz	18.000 GHz	1.000 MHz	15.83497 GHz	-37.94 dBm	-24.94 dB

Date: 31.MAR.2024 22:17:13

Middle Channel / 1RB99 and 1RB0

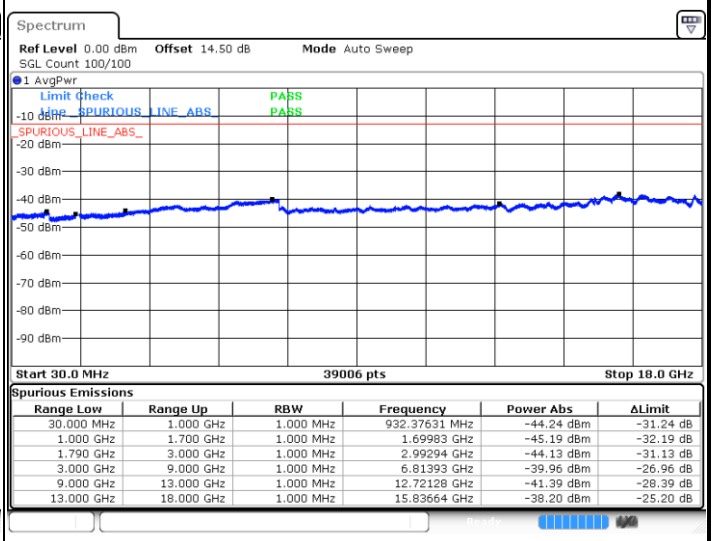

Spurious Emissions

Range Low	Range Up	RBW	Frequency	Power Abs	ΔLimit
30.000 MHz	1.000 GHz	1.000 MHz	932.37631 MHz	-44.24 dBm	-31.24 dB
1.000 GHz	1.700 GHz	1.000 MHz	1.69983 GHz	-45.19 dBm	-32.19 dB
1.790 GHz	3.000 GHz	1.000 MHz	2.99294 GHz	-44.13 dBm	-31.13 dB
3.000 GHz	9.000 GHz	1.000 MHz	6.81393 GHz	-39.96 dBm	-26.96 dB
9.000 GHz	13.000 GHz	1.000 MHz	12.72128 GHz	-41.39 dBm	-28.39 dB
13.000 GHz	18.000 GHz	1.000 MHz	15.83664 GHz	-38.20 dBm	-25.20 dB

Date: 31.MAR.2024 22:16:12

Highest Channel / 1RB99 and 1RB0

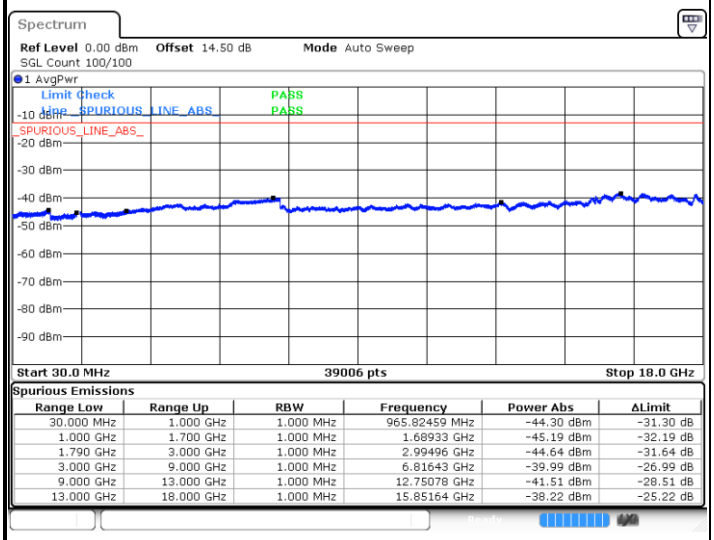

Spurious Emissions

Range Low	Range Up	RBW	Frequency	Power Abs	ΔLimit
30.000 MHz	1.000 GHz	1.000 MHz	965.82459 MHz	-44.30 dBm	-31.30 dB
1.000 GHz	1.700 GHz	1.000 MHz	1.68933 GHz	-45.19 dBm	-32.19 dB
1.790 GHz	3.000 GHz	1.000 MHz	2.99496 GHz	-44.64 dBm	-31.64 dB
3.000 GHz	9.000 GHz	1.000 MHz	6.81643 GHz	-39.99 dBm	-26.99 dB
9.000 GHz	13.000 GHz	1.000 MHz	12.75078 GHz	-41.51 dBm	-28.51 dB
13.000 GHz	18.000 GHz	1.000 MHz	15.85164 GHz	-38.22 dBm	-25.22 dB

Date: 31.MAR.2024 22:40:22

LTE Band 66C / 20MHz+15MHz

QPSK

Lowest Channel / 1RB99 and 1RB0

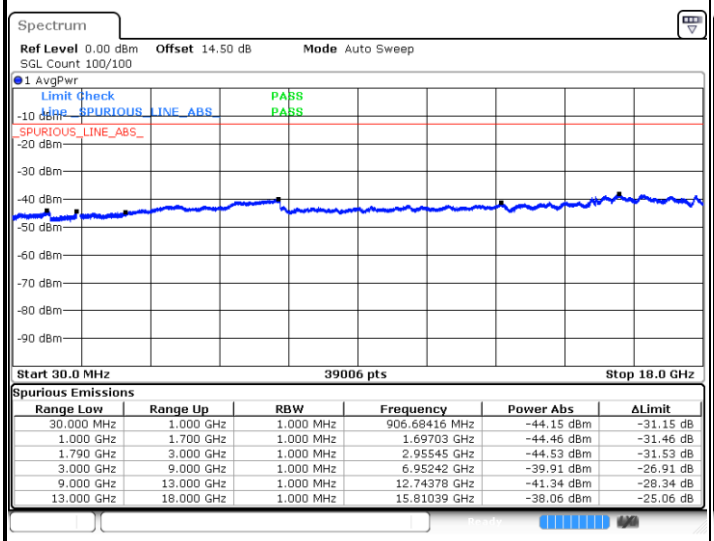

Spurious Emissions

Range Low	Range Up	RBW	Frequency	Power Abs	ΔLimit
30.000 MHz	1.000 GHz	1.000 MHz	906.68416 MHz	-44.15 dBm	-31.15 dB
1.000 GHz	1.700 GHz	1.000 MHz	1.69703 GHz	-44.46 dBm	-31.46 dB
1.790 GHz	3.000 GHz	1.000 MHz	2.95545 GHz	-44.53 dBm	-31.53 dB
3.000 GHz	9.000 GHz	1.000 MHz	6.95242 GHz	-39.91 dBm	-26.91 dB
9.000 GHz	13.000 GHz	1.000 MHz	12.74378 GHz	-41.34 dBm	-28.34 dB
13.000 GHz	18.000 GHz	1.000 MHz	15.81039 GHz	-38.06 dBm	-25.06 dB

Date: 31.MAR.2024 23:44:48

Middle Channel / 1RB99 and 1RB0

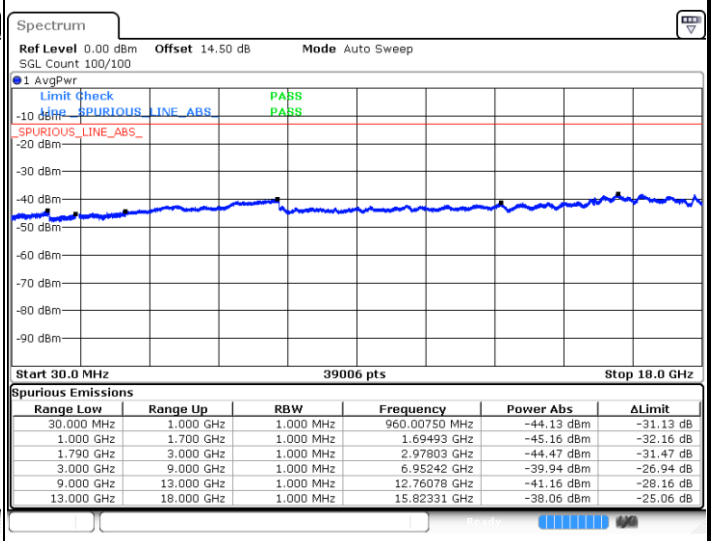

Spurious Emissions

Range Low	Range Up	RBW	Frequency	Power Abs	ΔLimit
30.000 MHz	1.000 GHz	1.000 MHz	960.00750 MHz	-44.13 dBm	-31.13 dB
1.000 GHz	1.700 GHz	1.000 MHz	1.69493 GHz	-45.16 dBm	-32.16 dB
1.790 GHz	3.000 GHz	1.000 MHz	2.97803 GHz	-44.47 dBm	-31.47 dB
3.000 GHz	9.000 GHz	1.000 MHz	6.95242 GHz	-39.94 dBm	-26.94 dB
9.000 GHz	13.000 GHz	1.000 MHz	12.76078 GHz	-41.16 dBm	-28.16 dB
13.000 GHz	18.000 GHz	1.000 MHz	15.82331 GHz	-38.06 dBm	-25.06 dB

Date: 31.MAR.2024 23:43:46

Highest Channel / 1RB99 and 1RB0

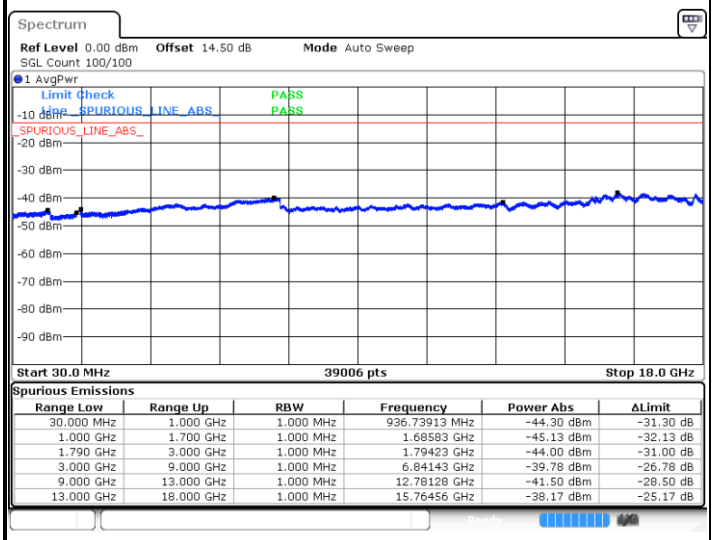

Spurious Emissions

Range Low	Range Up	RBW	Frequency	Power Abs	ΔLimit
30.000 MHz	1.000 GHz	1.000 MHz	936.73913 MHz	-44.30 dBm	-31.30 dB
1.000 GHz	1.700 GHz	1.000 MHz	1.68583 GHz	-45.13 dBm	-32.13 dB
1.790 GHz	3.000 GHz	1.000 MHz	1.79423 GHz	-44.00 dBm	-31.00 dB
3.000 GHz	9.000 GHz	1.000 MHz	6.84143 GHz	-39.78 dBm	-26.78 dB
9.000 GHz	13.000 GHz	1.000 MHz	12.78128 GHz	-41.50 dBm	-28.50 dB
13.000 GHz	18.000 GHz	1.000 MHz	15.76456 GHz	-38.17 dBm	-25.17 dB

Date: 1.APR.2024 00:08:40

LTE Band 66C / 20MHz+20MHz

QPSK

Lowest Channel / 1RB99 and 1RB0

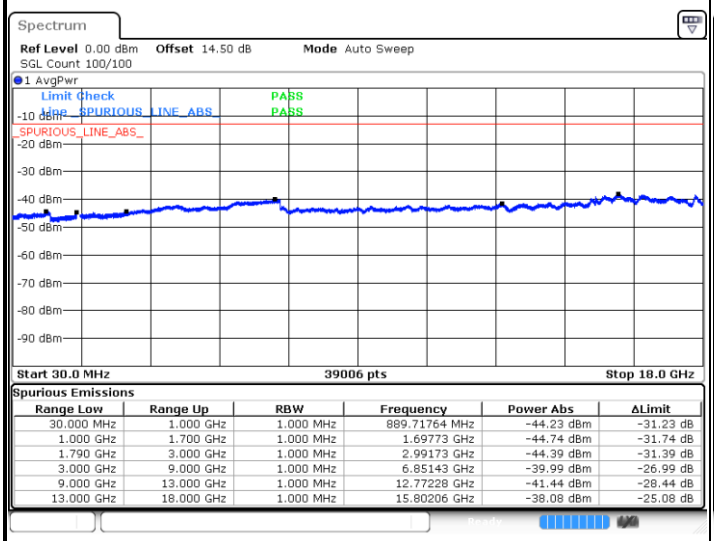

Spurious Emissions

Range Low	Range Up	RBW	Frequency	Power Abs	ΔLimit
30.000 MHz	1.000 GHz	1.000 MHz	889.71764 MHz	-44.23 dBm	-31.23 dB
1.000 GHz	1.700 GHz	1.000 MHz	1.69773 GHz	-44.74 dBm	-31.74 dB
1.790 GHz	3.000 GHz	1.000 MHz	2.99173 GHz	-44.39 dBm	-31.39 dB
3.000 GHz	9.000 GHz	1.000 MHz	6.85143 GHz	-39.99 dBm	-26.99 dB
9.000 GHz	13.000 GHz	1.000 MHz	12.77228 GHz	-41.44 dBm	-28.44 dB
13.000 GHz	18.000 GHz	1.000 MHz	15.80206 GHz	-38.08 dBm	-25.08 dB

Date: 1.APR.2024 01:12:53

Middle Channel / 1RB99 and 1RB0

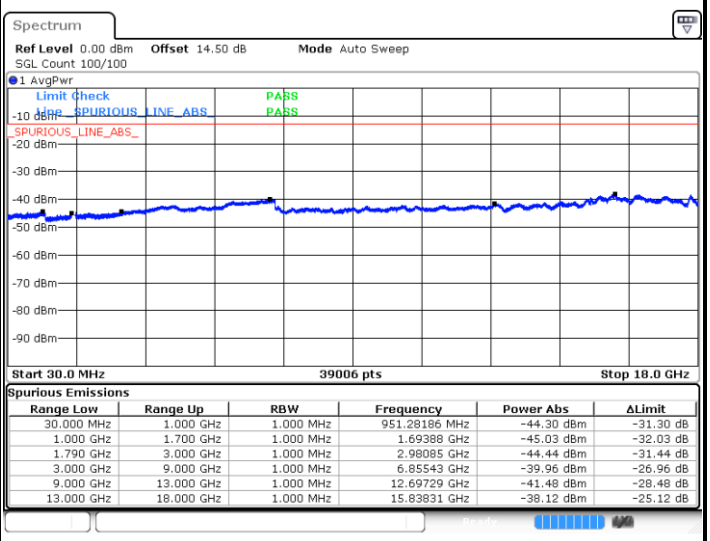

Spurious Emissions

Range Low	Range Up	RBW	Frequency	Power Abs	ΔLimit
30.000 MHz	1.000 GHz	1.000 MHz	951.28186 MHz	-44.30 dBm	-31.30 dB
1.000 GHz	1.700 GHz	1.000 MHz	1.69388 GHz	-45.03 dBm	-32.03 dB
1.790 GHz	3.000 GHz	1.000 MHz	2.98085 GHz	-44.44 dBm	-31.44 dB
3.000 GHz	9.000 GHz	1.000 MHz	6.85543 GHz	-39.96 dBm	-26.96 dB
9.000 GHz	13.000 GHz	1.000 MHz	12.69729 GHz	-41.48 dBm	-28.48 dB
13.000 GHz	18.000 GHz	1.000 MHz	15.83831 GHz	-38.12 dBm	-25.12 dB

Date: 1.APR.2024 01:11:53

Highest Channel / 1RB99 and 1RB0

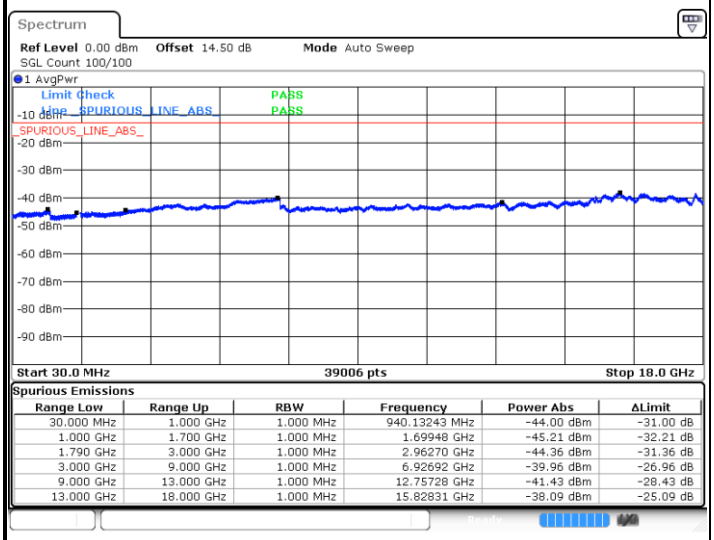

Spurious Emissions

Range Low	Range Up	RBW	Frequency	Power Abs	ΔLimit
30.000 MHz	1.000 GHz	1.000 MHz	940.13243 MHz	-44.00 dBm	-31.00 dB
1.000 GHz	1.700 GHz	1.000 MHz	1.69948 GHz	-45.21 dBm	-32.21 dB
1.790 GHz	3.000 GHz	1.000 MHz	2.96270 GHz	-44.36 dBm	-31.36 dB
3.000 GHz	9.000 GHz	1.000 MHz	6.92692 GHz	-39.96 dBm	-26.96 dB
9.000 GHz	13.000 GHz	1.000 MHz	12.75728 GHz	-41.43 dBm	-28.43 dB
13.000 GHz	18.000 GHz	1.000 MHz	15.82831 GHz	-38.09 dBm	-25.09 dB

Date: 1.APR.2024 01:35:24

Appendix B. Test Results of Radiated Test

Radiated Spurious Emission

Test Engineer :	Jia Kuang	Temperature :	22~25℃
		Relative Humidity :	48~52%

LTE Band 5B / 10MHz+10MHz / QPSK / Sample 1 & Monopole Antenna									
Channel	Frequency (MHz)	ERP (dBm)	Limit (dBm)	Over Limit (dB)	SPA Reading (dBm)	S.G. Power (dBm)	TX Cable loss (dB)	TX Antenna Gain (dBi)	Polarization (H/V)
Lowest	1667.9	-67.67	-13	-54.67	-73.90	-70.90	3.98	9.36	H
	2501.85	-64.89	-13	-51.89	-75.16	-68.44	4.85	10.55	H
	3335.8	-64.80	-13	-51.80	-76.91	-69.73	5.50	12.58	H
	1667.9	-67.73	-13	-54.73	-73.71	-70.96	3.98	9.36	V
	2501.85	-64.54	-13	-51.54	-75.15	-68.09	4.85	10.55	V
	3335.8	-64.29	-13	-51.29	-76.80	-69.22	5.50	12.58	V
Middle	1673.1	-67.64	-13	-54.64	-73.86	-70.89	4.00	9.40	H
	2509.65	-64.89	-13	-51.89	-75.14	-68.46	4.88	10.60	H
	3346.2	-64.79	-13	-51.79	-76.82	-69.72	5.52	12.60	H
	1673.1	-68.05	-13	-55.05	-74.00	-71.30	4.00	9.40	V
	2509.65	-64.79	-13	-51.79	-75.37	-68.36	4.88	10.60	V
	3346.2	-64.36	-13	-51.36	-76.77	-69.29	5.52	12.60	V
Highest	1678.1	-67.48	-13	-54.48	-73.76	-70.65	4.10	9.42	H
	2517.15	-65.13	-13	-52.13	-75.38	-68.71	4.90	10.63	H
	3356.2	-64.60	-13	-51.60	-76.62	-69.52	5.55	12.62	H
	1678.1	-67.75	-13	-54.75	-73.76	-70.92	4.10	9.42	V
	2517.15	-64.55	-13	-51.55	-75.14	-68.13	4.90	10.63	V
	3356.2	-64.11	-13	-51.11	-76.55	-69.03	5.55	12.62	V

Remark: Spurious emissions within 30-1000MHz were found more than 20dB below limit line.

LTE Band 25 / 20MHz / QPSK / Sample 1 & Monopole Antenna									
Channel	Frequency (MHz)	EIRP (dBm)	Limit (dBm)	Over Limit (dB)	SPA Reading (dBm)	S.G. Power (dBm)	TX Cable loss (dB)	TX Antenna Gain (dBi)	Polarization (H/V)
Lowest	3702	-57.53	-13	-44.53	-80.71	-64.29	5.82	12.58	H
	5553	-54.37	-13	-41.37	-79.12	-60.09	7.28	13.00	H
	7404	-54.46	-13	-41.46	-81.84	-57.62	8.32	11.48	H
	3702	-55.13	-13	-42.13	-80	-61.89	5.82	12.58	V
	5553	-48.72	-13	-35.72	-73.9	-54.44	7.28	13.00	V
	7404	-53.59	-13	-40.59	-80.94	-56.75	8.32	11.48	V
Middle	3747	-58.02	-13	-45.02	-80.51	-64.77	5.85	12.60	H
	5620.5	-52.57	-13	-39.57	-77.07	-58.37	7.30	13.10	H
	7494	-54.81	-13	-41.81	-81.81	-57.96	8.35	11.50	H
	3747	-54.83	-13	-41.83	-80.48	-61.58	5.85	12.60	V
	5620.5	-45.90	-13	-32.90	-70.9	-51.70	7.30	13.10	V
	7494	-54.06	-13	-41.06	-81.05	-57.21	8.35	11.50	V
Highest	3792	-57.97	-13	-44.97	-81.33	-64.71	5.88	12.62	H
	5688	-53.61	-13	-40.61	-78.27	-59.42	7.32	13.13	H
	7584	-55.61	-13	-42.61	-82.31	-58.77	8.38	11.54	H
	3792	-55.43	-13	-42.43	-80.28	-62.17	5.88	12.62	V
	5688	-48.74	-13	-35.74	-73.75	-54.55	7.32	13.13	V
	7584	-55.17	-13	-42.17	-81.87	-58.33	8.38	11.54	V

Remark: Spurious emissions within 30-1000MHz were found more than 20dB below limit line.

LTE Band 26 / 15MHz / QPSK / Sample 1 & Monopole Antenna									
Channel	Frequency (MHz)	ERP (dBm)	Limit (dBm)	Over Limit (dB)	SPA Reading (dBm)	S.G. Power (dBm)	TX Cable loss (dB)	TX Antenna Gain (dBi)	Polarization (H/V)
Lowest	1629.5	-64.88	-13	-51.88	-76.91	-68.11	3.98	9.36	H
	2444.25	-59.38	-13	-46.38	-78.36	-62.93	4.85	10.55	H
	3259	-58.68	-13	-45.68	-79.54	-63.61	5.50	12.58	H
	1629.5	-63.91	-13	-50.91	-76.54	-67.14	3.98	9.36	V
	2444.25	-58.97	-13	-45.97	-78.39	-62.52	4.85	10.55	V
	3259	-56.53	-13	-43.53	-78.66	-61.46	5.50	12.58	V
Middle	1659.5	-64.76	-13	-51.76	-76.96	-68.01	4.00	9.40	H
	2489.25	-57.88	-13	-44.88	-77.26	-61.45	4.88	10.60	H
	3319	-58.84	-13	-45.84	-79.99	-63.77	5.52	12.60	H
	1659.5	-63.56	-13	-50.56	-76.43	-66.81	4.00	9.40	V
	2489.25	-59.02	-13	-46.02	-78.66	-62.59	4.88	10.60	V
	3319	-58.43	-13	-45.43	-80.28	-63.36	5.52	12.60	V
Highest	1669.5	-64.84	-13	-51.84	-77.04	-68.01	4.10	9.42	H
	2504.25	-59.05	-13	-46.05	-78.42	-62.63	4.90	10.63	H
	3339	-58.58	-13	-45.58	-79.92	-63.50	5.55	12.62	H
	1669.5	-63.64	-13	-50.64	-76.51	-66.81	4.10	9.42	V
	2504.25	-58.87	-13	-45.87	-78.50	-62.45	4.90	10.63	V
	3339	-58.60	-13	-45.60	-80.24	-63.52	5.55	12.62	V

Remark: Spurious emissions within 30-1000MHz were found more than 20dB below limit line.

LTE Band 66 / 20MHz / QPSK / Sample 1 & Monopole Antenna									
Channel	Frequency (MHz)	EIRP (dBm)	Limit (dBm)	Over Limit (dB)	SPA Reading (dBm)	S.G. Power (dBm)	TX Cable loss (dB)	TX Antenna Gain (dBi)	Polarization (H/V)
Lowest	3422	-54.88	-13	-41.88	-75.75	-61.76	5.60	12.48	H
	5133	-57.07	-13	-44.07	-81.53	-62.75	7.10	12.78	H
	6844	-54.83	-13	-41.83	-80.89	-58.22	8.38	11.77	H
	3422	-55.98	-13	-42.98	-78.05	-62.86	5.60	12.48	V
	5133	-56.60	-13	-43.60	-81.8	-62.28	7.10	12.78	V
	6844	-48.44	-13	-35.44	-76.33	-51.83	8.38	11.77	V
Middle	3472	-57.94	-13	-44.94	-80.19	-64.79	5.65	12.50	H
	5208	-56.61	-13	-43.61	-81.52	-62.28	7.13	12.80	H
	6944	-55.83	-13	-42.83	-82.16	-59.23	8.40	11.80	H
	3472	-55.35	-13	-42.35	-77.4	-62.20	5.65	12.50	V
	5208	-56.52	-13	-43.52	-81.6	-62.19	7.13	12.80	V
	6944	-52.84	-13	-39.84	-79.9	-56.24	8.40	11.80	V
Highest	3522	-57.61	-13	-44.61	-80.23	-64.45	5.68	12.52	H
	5283	-56.70	-13	-43.70	-81.75	-62.37	7.15	12.82	H
	7044	-55.33	-13	-42.33	-81.98	-58.76	8.42	11.85	H
	3522	-53.54	-13	-40.54	-76.56	-60.38	5.68	12.52	V
	5283	-56.54	-13	-43.54	-81.38	-62.21	7.15	12.82	V
	7044	-53.99	-13	-40.99	-81.31	-57.42	8.42	11.85	V

Remark: Spurious emissions within 30-1000MHz were found more than 20dB below limit line.

LTE Band 66B / 10MHz+10MHz / QPSK / Sample 1 & Monopole Antenna									
Channel	Frequency (MHz)	EIRP (dBm)	Limit (dBm)	Over Limit (dB)	SPA Reading (dBm)	S.G. Power (dBm)	TX Cable loss (dB)	TX Antenna Gain (dBi)	Polarization (H/V)
Lowest	3439.9	-64.93	-13	-51.93	-77.38	-71.81	5.60	12.48	H
	5159.85	-61.98	-13	-48.98	-79.50	-67.66	7.10	12.78	H
	6879.8	-58.45	-13	-45.45	-79.07	-61.84	8.38	11.77	H
	3439.9	-64.56	-13	-51.56	-77.57	-71.44	5.60	12.48	V
	5159.85	-62.19	-13	-49.19	-79.65	-67.87	7.10	12.78	V
	6879.8	-58.62	-13	-45.62	-79.1	-62.01	8.38	11.77	V
Middle	3510.1	-63.87	-13	-50.87	-77.12	-70.72	5.65	12.50	H
	5265.15	-62.20	-13	-49.20	-79.16	-67.87	7.13	12.80	H
	7020.2	-57.03	-13	-44.03	-78.27	-60.43	8.40	11.80	H
	3510.1	-63.58	-13	-50.58	-77.36	-70.43	5.65	12.50	V
	5265.15	-62.58	-13	-49.58	-79.53	-68.25	7.13	12.80	V
	7020.2	-56.72	-13	-43.72	-78.15	-60.12	8.40	11.80	V
Highest	3540.1	-63.77	-13	-50.77	-77.39	-70.61	5.68	12.52	H
	5310.15	-62.97	-13	-49.97	-79.93	-68.64	7.15	12.82	H
	7080.2	-56.82	-13	-43.82	-78.30	-60.25	8.42	11.85	H
	3540.1	-63.23	-13	-50.23	-77.37	-70.07	5.68	12.52	V
	5310.15	-62.85	-13	-49.85	-79.94	-68.52	7.15	12.82	V
	7080.2	-56.41	-13	-43.41	-78.03	-59.84	8.42	11.85	V

Remark: Spurious emissions within 30-1000MHz were found more than 20dB below limit line.

LTE Band 66C / 20MHz+20MHz / QPSK / Sample 1 & Monopole Antenna									
Channel	Frequency (MHz)	EIRP (dBm)	Limit (dBm)	Over Limit (dB)	SPA Reading (dBm)	S.G. Power (dBm)	TX Cable loss (dB)	TX Antenna Gain (dBi)	Polarization (H/V)
Lowest	3459.8	-64.84	-13	-51.84	-77.52	-71.72	5.60	12.48	H
	5189.7	-62.74	-13	-49.74	-80.28	-68.42	7.10	12.78	H
	6919.6	-58.67	-13	-45.67	-79.47	-62.06	8.38	11.77	H
	3459.8	-64.36	-13	-51.36	-77.59	-71.24	5.60	12.48	V
	5189.7	-62.97	-13	-49.97	-80.46	-68.65	7.10	12.78	V
	6919.6	-58.93	-13	-45.93	-79.71	-62.32	8.38	11.77	V
Middle	3510	-64.22	-13	-51.22	-77.47	-71.07	5.65	12.50	H
	5265	-62.58	-13	-49.58	-79.54	-68.25	7.13	12.80	H
	7020	-57.42	-13	-44.42	-78.66	-60.82	8.40	11.80	H
	3510	-63.96	-13	-50.96	-77.74	-70.81	5.65	12.50	V
	5265	-62.56	-13	-49.56	-79.51	-68.23	7.13	12.80	V
	7020	-57.24	-13	-44.24	-78.67	-60.64	8.40	11.80	V
Highest	3520.2	-64.53	-13	-51.53	-77.91	-71.37	5.68	12.52	H
	5280.3	-63.15	-13	-50.15	-80.11	-68.82	7.15	12.82	H
	7040.4	-57.63	-13	-44.63	-78.95	-61.06	8.42	11.85	H
	3520.2	-64.17	-13	-51.17	-78.08	-71.01	5.68	12.52	V
	5280.3	-62.92	-13	-49.92	-79.92	-68.59	7.15	12.82	V
	7040.4	-57.69	-13	-44.69	-79.18	-61.12	8.42	11.85	V

Remark: Spurious emissions within 30-1000MHz were found more than 20dB below limit line.

Appendix C. Setup Photographs

<Radiated Emission>

X Plane

LF



HF