B2_N41(10M)_DFT-s-OFDM_BPSK_Edge_1RB_Left_Low_CH

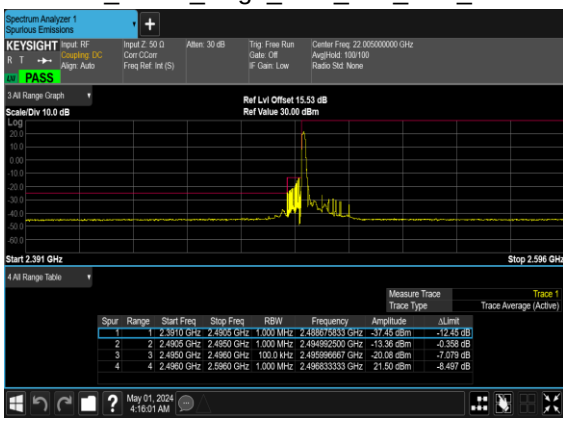

B2_N41(10M)_DFT-s-OFDM_QPSK_Edge_1RB_Left_Low_CH

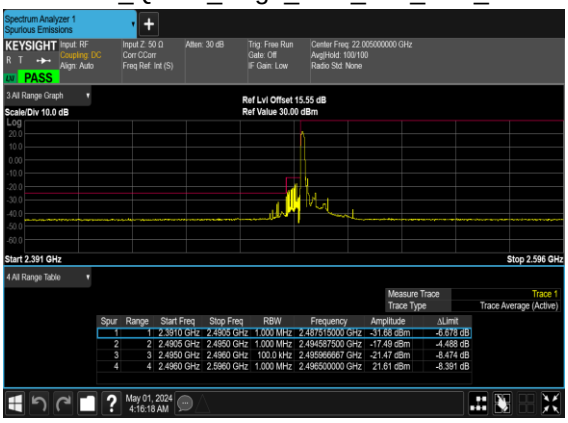

B2_N41(10M)_DFT-s-OFDM_BPSK_Outer_Full_Low_CH

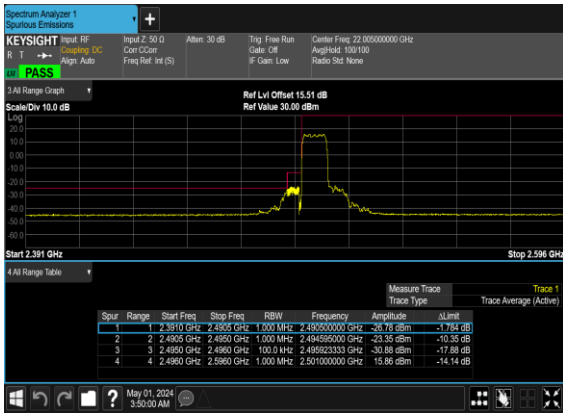

B2_N41(10M)_DFT-s-OFDM_QPSK_Outer_Full_Low_CH

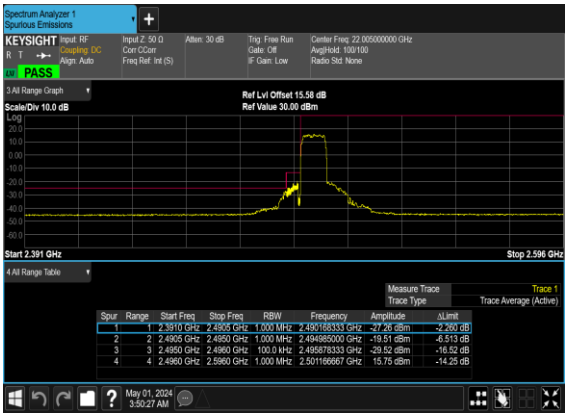

B2_N41(10M)_DFT-s-OFDM_BPSK_Edge_1RB_Right_High_CH

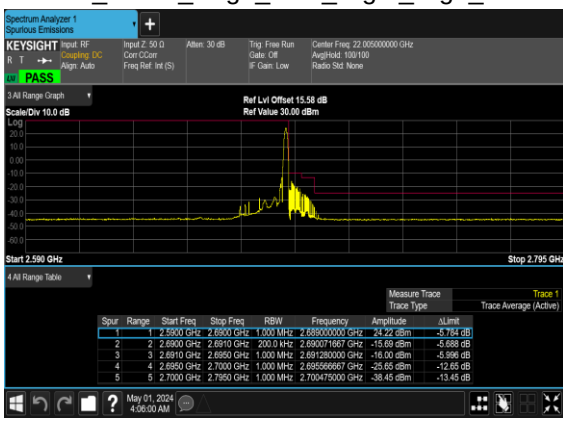

B2_N41(10M)_DFT-s-OFDM_QPSK_Edge_1RB_Right_High_CH

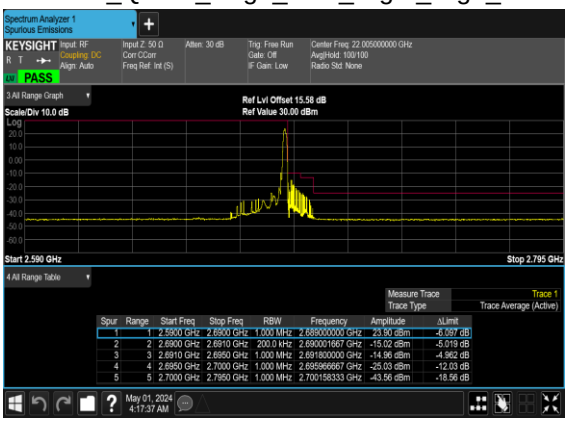

B2_N41(10M)_DFT-s-OFDM_BPSK_Outer_Full_High_CH

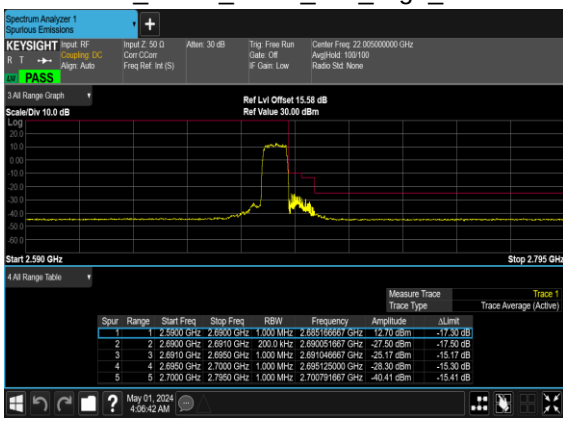

B2_N41(10M)_DFT-s-OFDM_QPSK_Outer_Full_High_CH

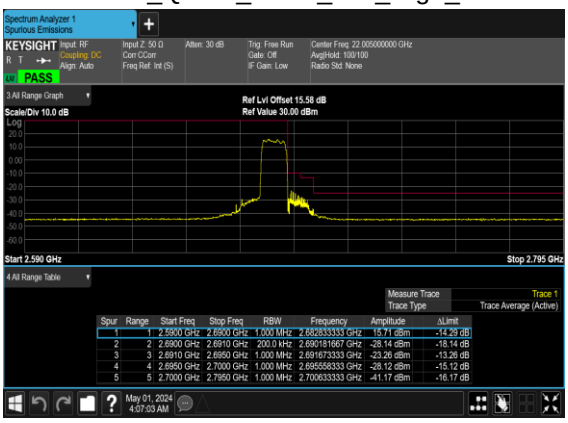

B2_N41(50M)_DFT-s-OFDM_BPSK_Edge_1RB_Left_Low_CH

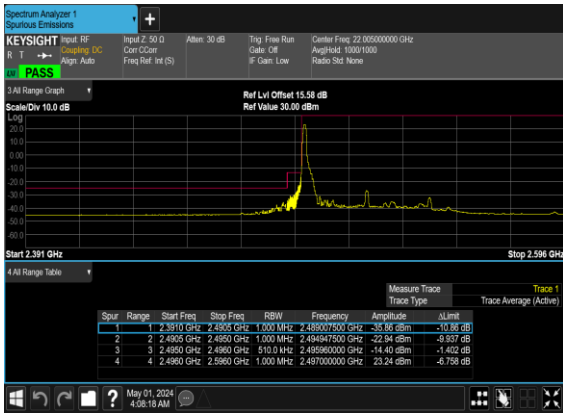

B2_N41(50M)_DFT-s-OFDM_QPSK_Edge_1RB_Left_Low_CH

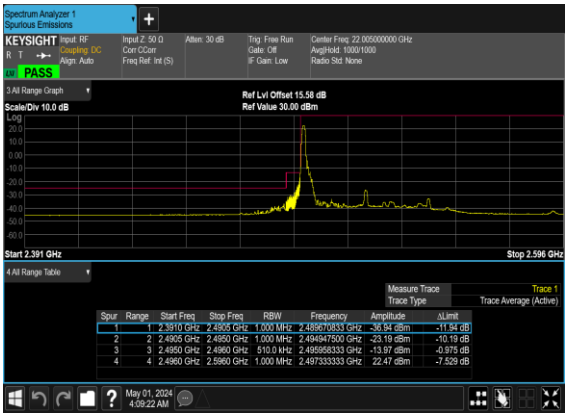

B2_N41(50M)_DFT-s-OFDM_BPSK_Outer_Full_Low_CH

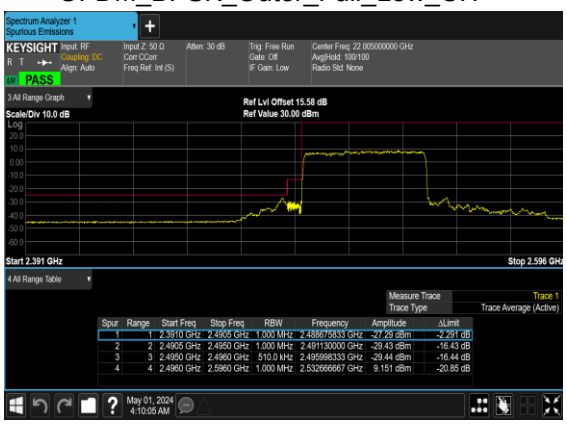

B2_N41(50M)_DFT-s-OFDM_QPSK_Outer_Full_Low_CH

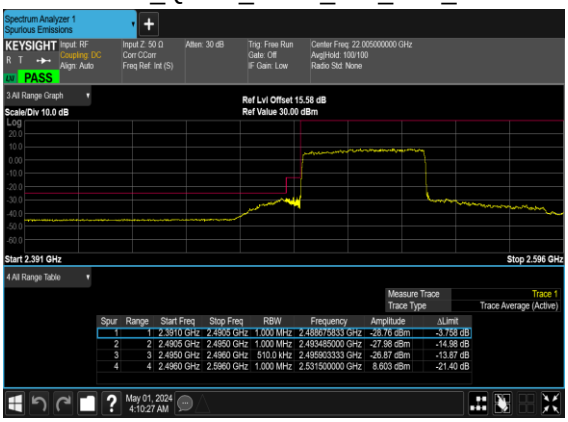

B2_N41(50M)_DFT-s-OFDM_BPSK_Edge_1RB_Right_High_CH

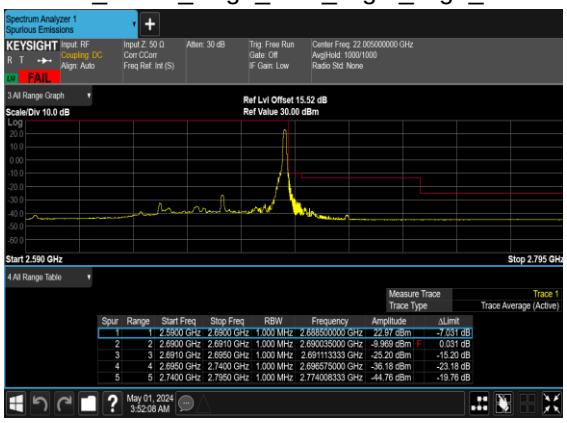

B2_N41(50M)_DFT-s-OFDM_BPSK_Edge_1RB_Right_High_CH_CHP_PASS

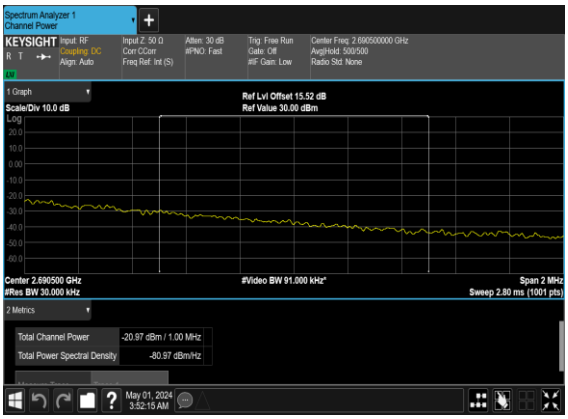

B2_N41(50M)_DFT-s-OFDM_QPSK_Edge_1RB_Right_High_CH

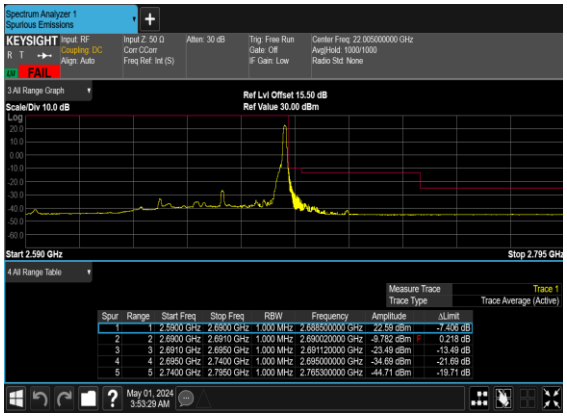

B2_N41(50M)_DFT-s-OFDM_QPSK_Edge_1RB_Right_High_CH_CHP_PASS

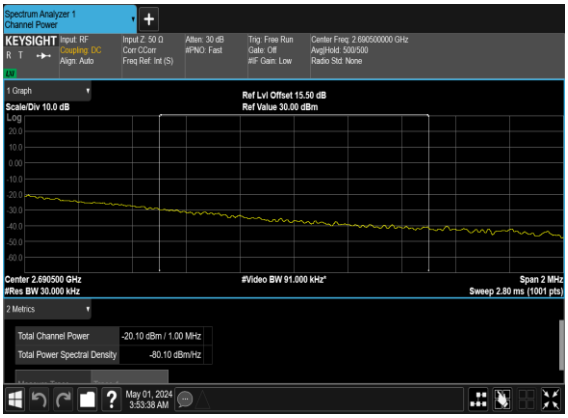

B2_N41(50M)_DFT-s-OFDM_BPSK_Outer_Full_High_CH

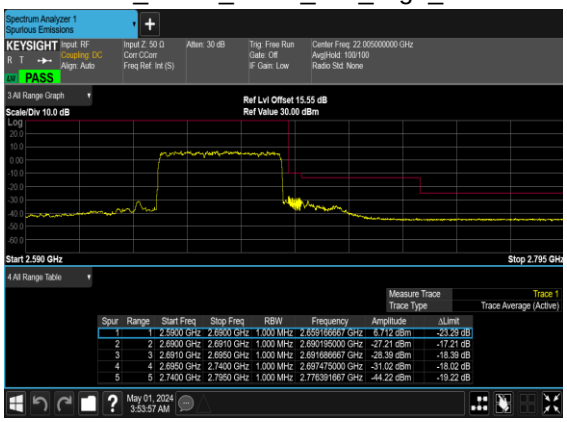

B2_N41(50M)_DFT-s-OFDM_QPSK_Outer_Full_High_CH

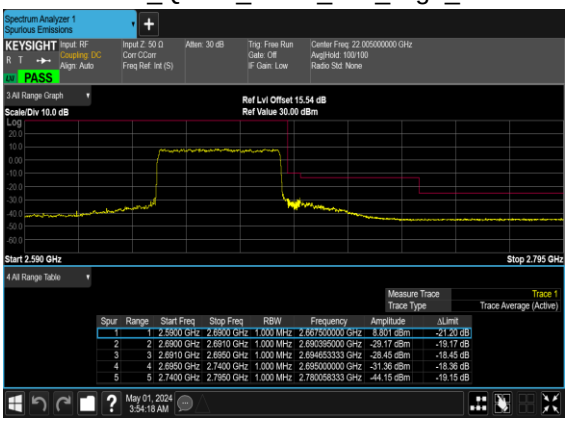

B2_N41(100M)_DFT-s-OFDM_BPSK_Edge_1RB_Left_Low_CH

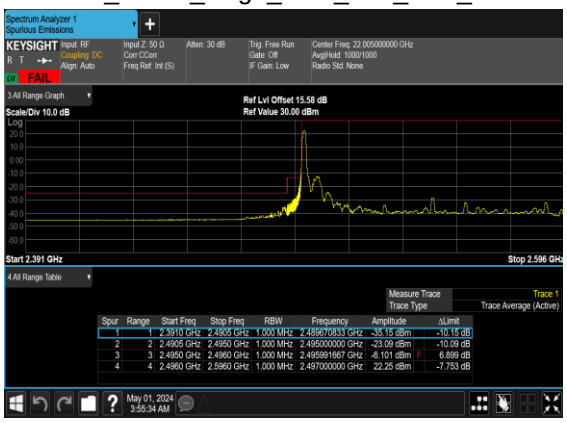

B2_N41(100M)_DFT-s-OFDM_BPSK_Edge_1RB_Left_Low_CH_CHP_PAS

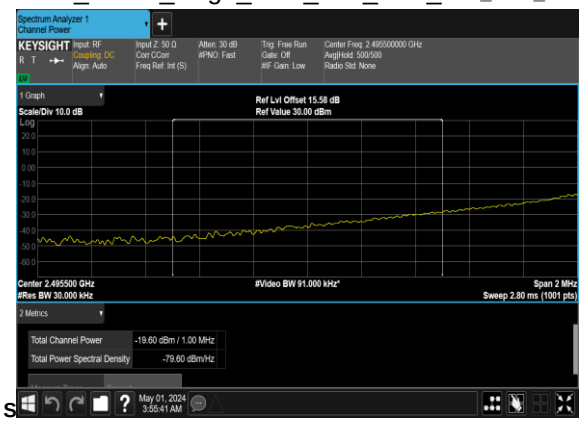

B2_N41(100M)_DFT-s-OFDM_QPSK_Edge_1RB_Left_Low_CH

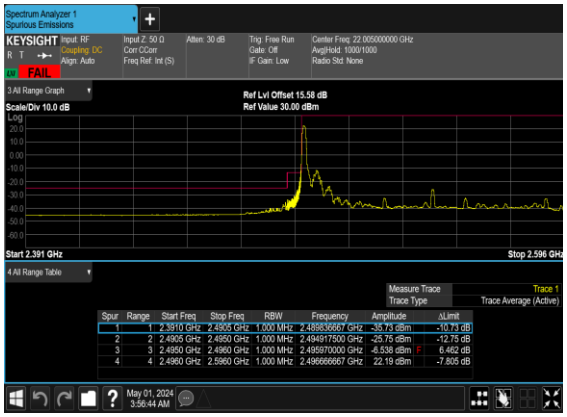

B2_N41(100M)_DFT-s-OFDM_QPSK_Edge_1RB_Left_Low_CH_CHP_PAS

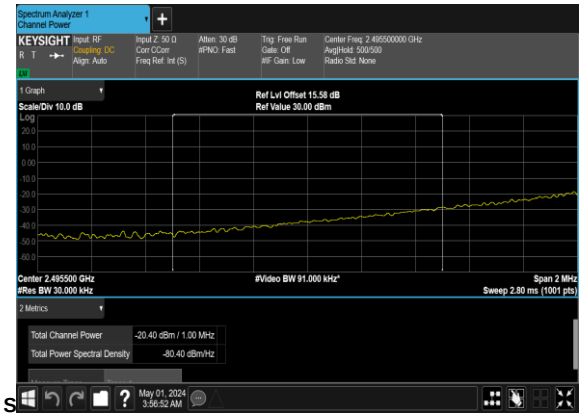

B2_N41(100M)_DFT-s-OFDM_BPSK_Outer_Full_Low_CH

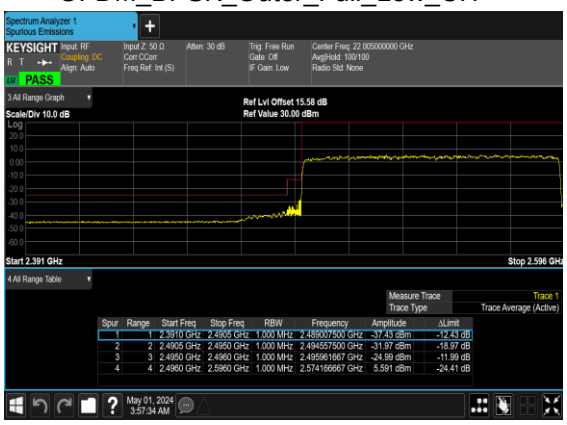

B2_N41(100M)_DFT-s-OFDM_QPSK_Outer_Full_Low_CH

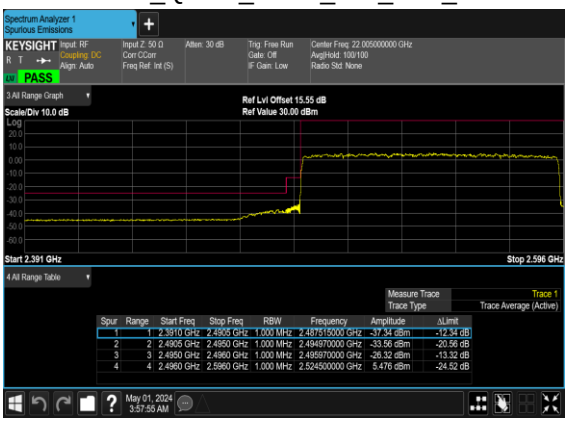

B2_N41(100M)_DFT-s-OFDM_BPSK_Edge_1RB_Right_High_CH

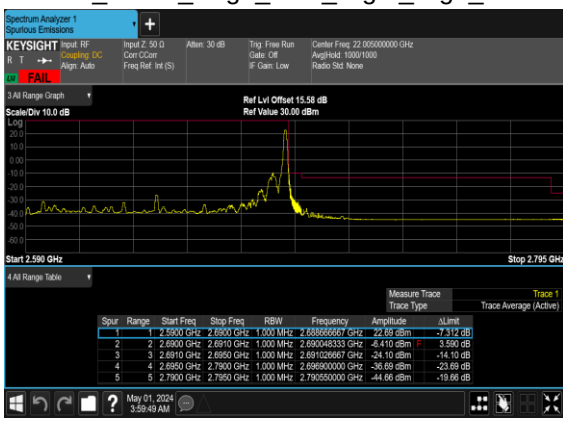

B2_N41(100M)_DFT-s-OFDM_BPSK_Edge_1RB_Right_High_CH_CHP_PASS

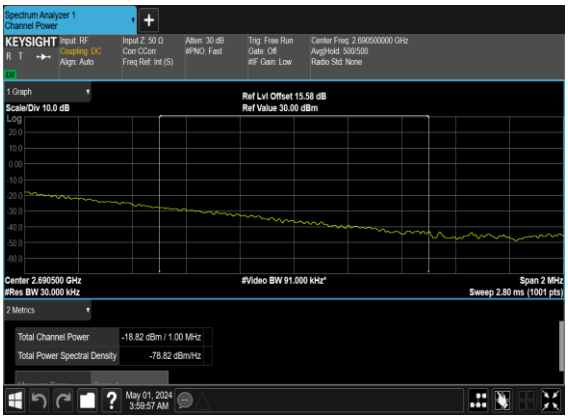

B2_N41(100M)_DFT-s-OFDM_QPSK_Edge_1RB_Right_High_CH

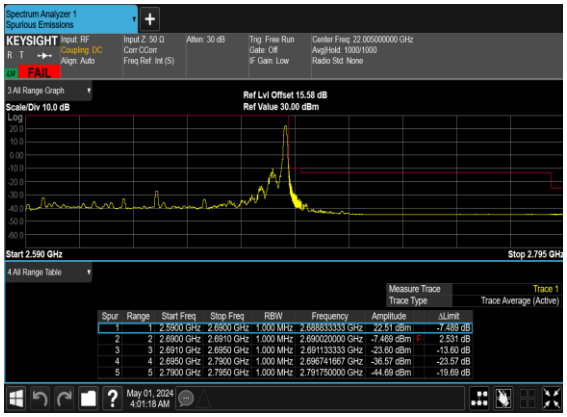

B2_N41(100M)_DFT-s-OFDM_QPSK_Edge_1RB_Right_High_CH_CHP_PASS

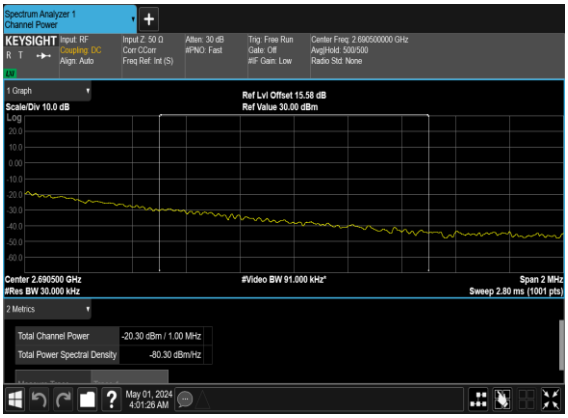

B2_N41(100M)_DFT-s-OFDM_BPSK_Outer_Full_High_CH

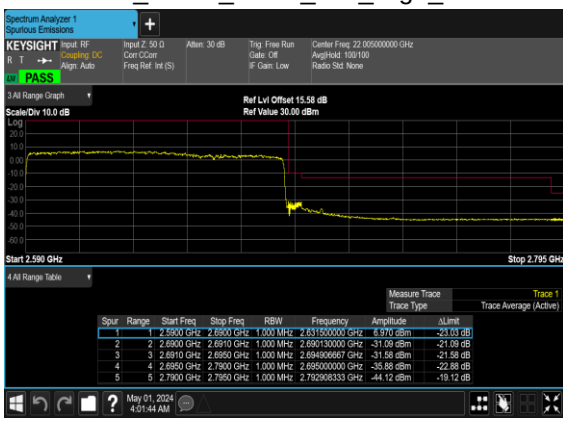

B2_N41(100M)_DFT-s-OFDM_QPSK_Outer_Full_High_CH

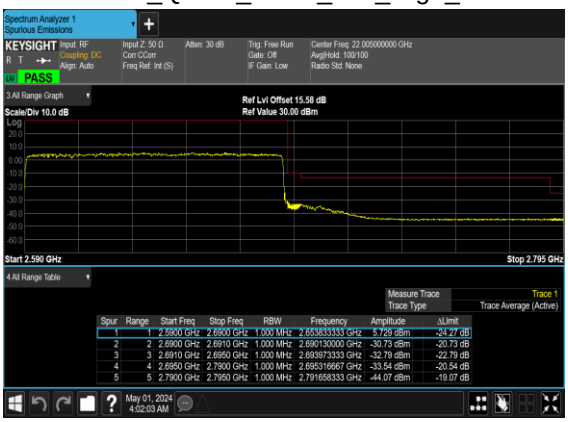

Appendix B. Test Results of Radiated Test

Radiated Spurious Emission

Test Engineer :	Zhaohui Liang	Temperature :	22~25℃
		Relative Humidity :	48~52%

N7 SA / NR 50MHz / QPSK / Sample 1 & Monopole Antenna									
Channel	Frequency (MHz)	EIRP (dBm)	Limit (dBm)	Over Limit (dB)	SPA Reading (dBm)	S.G. Power (dBm)	TX Cable loss (dB)	TX Antenna Gain (dBi)	Polarization (H/V)
Lowest	5050.00	-57.39	-25	-32.39	-81.34	-62.95	7.12	12.68	H
	7575.00	-54.90	-25	-29.90	-81.60	-58.23	8.26	11.59	H
	10100.00	-52.44	-25	-27.44	-83.35	-53.97	10.45	11.98	H
	5050.00	-56.10	-25	-31.10	-81.38	-61.66	7.12	12.68	V
	7575.00	-55.10	-25	-30.10	-81.8	-58.43	8.26	11.59	V
	10100.00	-51.56	-25	-26.56	-83.4	-53.09	10.45	11.98	V
Middle	5070.00	-57.29	-25	-32.29	-81.33	-62.85	7.14	12.70	H
	7605.00	-55.29	-25	-30.29	-81.88	-58.59	8.30	11.60	H
	10140.00	-51.69	-25	-26.69	-82.68	-53.21	10.48	12.00	H
	5070.00	-56.32	-25	-31.32	-81.57	-61.88	7.14	12.70	V
	7605.00	-54.36	-25	-29.36	-81.29	-57.66	8.30	11.60	V
	10140.00	-50.77	-25	-25.77	-82.86	-52.29	10.48	12.00	V
Highest	5090.00	-57.29	-25	-32.29	-81.57	-62.85	7.16	12.72	H
	7635.00	-55.03	-25	-30.03	-81.57	-58.33	8.33	11.63	H
	10180.00	-52.34	-25	-27.34	-83.36	-53.94	10.50	12.10	H
	5090.00	-56.36	-25	-31.36	-81.62	-61.92	7.16	12.72	V
	7635.00	-54.39	-25	-29.39	-81.61	-57.69	8.33	11.63	V
	10180.00	-50.88	-25	-25.88	-83.12	-52.48	10.50	12.10	V

Remark: Spurious emissions within 30-1000MHz were found more than 20dB below limit line.

.

N41 SA / NR 100MHz / QPSK / Sample 1 & Monopole Antenna									
Channel	Frequency (MHz)	EIRP (dBm)	Limit (dBm)	Over Limit (dB)	SPA Reading (dBm)	S.G. Power (dBm)	TX Cable loss (dB)	TX Antenna Gain (dBi)	Polarization (H/V)
Lowest	4994.80	-63.64	-25	-38.64	-50.82	-69.20	7.12	12.68	H
	7492.20	-59.20	-25	-34.20	-52.53	-62.53	8.26	11.59	H
	9989.60	-56.03	-25	-31.03	-54.03	-57.56	10.45	11.98	H
	4994.80	-63.06	-25	-38.06	-50.22	-68.62	7.12	12.68	V
	7492.20	-59.10	-25	-34.10	-52.83	-62.43	8.26	11.59	V
	9989.60	-57.84	-25	-32.84	-54.42	-59.37	10.45	11.98	V
Middle	5089.00	-63.26	-25	-38.26	-50.53	-68.82	7.14	12.70	H
	7633.50	-59.67	-25	-34.67	-52.75	-62.97	8.30	11.60	H
	10178.00	-55.33	-25	-30.33	-53.43	-56.85	10.48	12.00	H
	5089.00	-62.84	-25	-37.84	-49.94	-68.40	7.14	12.70	V
	7633.50	-59.16	-25	-34.16	-52.77	-62.46	8.30	11.60	V
	10178.00	-56.79	-25	-31.79	-53.66	-58.31	10.48	12.00	V
Highest	5182.80	-63.44	-25	-38.44	-50.79	-69.00	7.16	12.72	H
	7774.20	-59.30	-25	-34.30	-52.08	-62.60	8.33	11.63	H
	10365.60	-55.71	-25	-30.71	-53.90	-57.31	10.50	12.10	H
	5182.80	-60.65	-25	-35.65	-47.66	-66.21	7.16	12.72	V
	7774.20	-58.46	-25	-33.46	-51.9	-61.76	8.33	11.63	V
	10365.60	-56.61	-25	-31.61	-53.85	-58.21	10.50	12.10	V

Remark: Spurious emissions within 30-1000MHz were found more than 20dB below limit line.

N41 SA / NR 100MHz / QPSK / Sample 2 & Monopole Antenna									
Channel	Frequency (MHz)	EIRP (dBm)	Limit (dBm)	Over Limit (dB)	SPA Reading (dBm)	S.G. Power (dBm)	TX Cable loss (dB)	TX Antenna Gain (dBi)	Polarization (H/V)
Highest	5182.40	-56.98	-25	-31.98	-81.74	-62.54	7.16	12.72	H
	7773.60	-55.06	-25	-30.06	-81.25	-58.36	8.33	11.63	H
	10364.80	-51.73	-25	-26.73	-82.97	-53.33	10.50	12.10	H
	5182.40	-56.41	-25	-31.41	-81.56	-61.97	7.16	12.72	V
	7773.60	-51.53	-25	-26.53	-81.15	-54.83	8.33	11.63	V
	10364.80	-50.19	-25	-25.19	-83.29	-51.79	10.50	12.10	V

Remark: Spurious emissions within 30-1000MHz were found more than 20dB below limit line.

EN-DC_41A_n41A / LTE 10MHz + NR 100MHz / QPSK / Sample 1 & Monopole Antenna									
Channel	Frequency (MHz)	EIRP (dBm)	Limit (dBm)	Over Limit (dB)	SPA Reading (dBm)	S.G. Power (dBm)	TX Cable loss (dB)	TX Antenna Gain (dBi)	Polarization (H/V)
NR n41 Lowest	4994.8	-57.87	-25	-32.87	-81.52	-63.55	7.10	12.78	H
	7492.2	-54.90	-25	-29.90	-81.90	-57.98	8.48	11.56	H
	9989.6	-52.87	-25	-27.87	-83.66	-54.22	10.65	12.00	H
	4994.8	-56.45	-25	-31.45	-81.78	-62.13	7.10	12.78	V
	7492.2	-54.98	-25	-29.98	-81.97	-58.06	8.48	11.56	V
	9989.6	-52.25	-25	-27.25	-83.62	-53.6	10.65	12.00	V
LTE Band41 Lowest	5177.18	-57.35	-25	-32.35	-82.11	-62.91	7.12	12.68	H
	7765.77	-55.81	-25	-30.81	-82.00	-59.14	8.26	11.59	H
	10354.36	-52.02	-25	-27.02	-83.24	-53.55	10.45	11.98	H
	5177.18	-56.63	-25	-31.63	-81.78	-62.19	7.12	12.68	V
	7765.77	-52.18	-25	-27.18	-81.8	-55.51	8.26	11.59	V
	10354.36	-50.74	-25	-25.74	-83.76	-52.27	10.45	11.98	V
NR n41 Middle	5089	-57.44	-25	-32.44	-81.72	-63.11	7.13	12.80	H
	7633.5	-55.31	-25	-30.31	-81.85	-58.41	8.50	11.60	H
	10178	-51.02	-25	-26.02	-82.04	-52.36	10.68	12.02	H
	5089	-56.45	-25	-31.45	-81.71	-62.12	7.13	12.80	V
	7633.5	-53.42	-25	-28.42	-80.64	-56.52	8.50	11.60	V
	10178	-50.94	-25	-25.94	-83.18	-52.28	10.68	12.02	V
LTE Band41 Middle	5177.18	-56.55	-25	-31.55	-81.31	-62.11	7.14	12.70	H
	7765.77	-56.03	-25	-31.03	-82.22	-59.33	8.30	11.60	H
	10354.36	-51.94	-25	-26.94	-83.16	-53.46	10.48	12.00	H
	5177.18	-56.92	-25	-31.92	-82.07	-62.48	7.14	12.70	V
	7765.77	-52.15	-25	-27.15	-81.77	-55.45	8.30	11.60	V
	10354.36	-50.13	-25	-25.13	-83.15	-51.65	10.48	12.00	V
NR n41 Highest	5182.8	-57.15	-25	-32.15	-81.91	-62.79	7.18	12.82	H
	7774.2	-55.44	-25	-30.44	-81.63	-58.53	8.54	11.63	H
	10365.6	-52.00	-25	-27.00	-83.24	-53.35	10.70	12.05	H
	5182.8	-56.97	-25	-31.97	-82.12	-62.61	7.18	12.82	V
	7774.2	-51.96	-25	-26.96	-81.58	-55.05	8.54	11.63	V
	10365.6	-50.29	-25	-25.29	-83.39	-51.64	10.70	12.05	V
LTE Band41 Highest	5177.18	-57.42	-25	-32.42	-82.18	-63.06	7.18	12.82	H
	7765.77	-55.58	-25	-30.58	-81.77	-58.67	8.54	11.63	H
	10354.36	-52.41	-25	-27.41	-83.63	-53.76	10.70	12.05	H
	5177.18	-56.97	-25	-31.97	-82.12	-62.61	7.18	12.82	V
	7765.77	-52.35	-25	-27.35	-81.97	-55.44	8.54	11.63	V
	10354.36	-50.26	-25	-25.26	-83.28	-51.61	10.70	12.05	V

Remark: Spurious emissions within 30-1000MHz were found more than 20dB below limit line.

Appendix C. Setup Photographs

<Radiated Emission>

X Plane for SA n7/n41

LF



HF



X Plane for ENDC_41A_n41A

LF



HF