B2_N71(10M)_DFT-s-OFDM_BPSK_Edge_1RB_Left_Low_CH

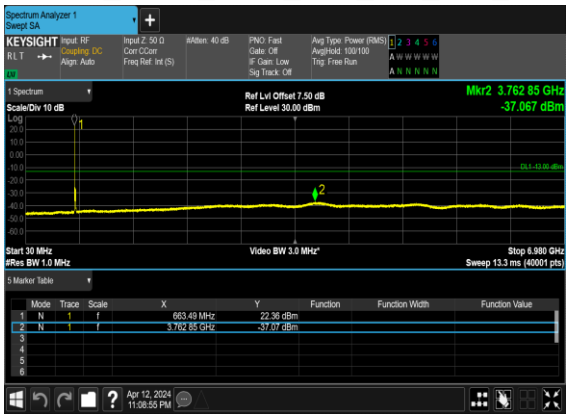

B2_N71(10M)_DFT-s-OFDM_QPSK_Edge_1RB_Left_Low_CH

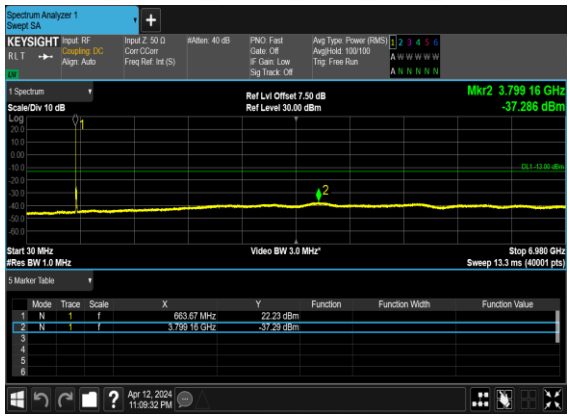

B2_N71(10M)_DFT-s-OFDM_BPSK_Edge_1RB_Left_Mid_CH

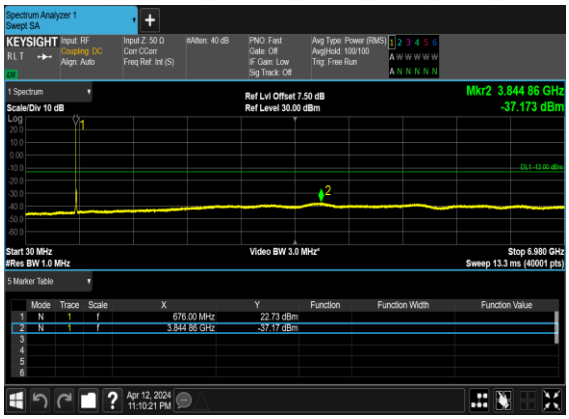

B2_N71(10M)_DFT-s-OFDM_QPSK_Edge_1RB_Left_Mid_CH

B2_N71(10M)_DFT-s-OFDM_BPSK_Edge_1RB_Left_High_CH

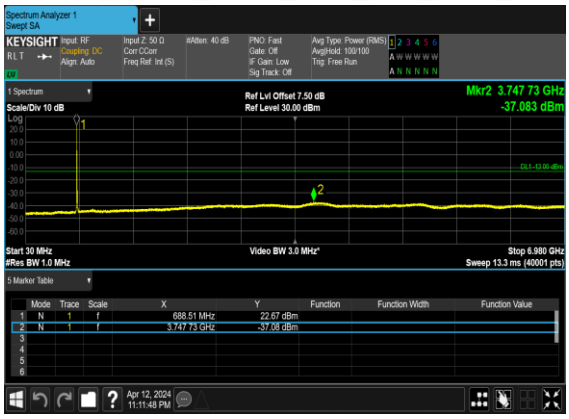

B2_N71(10M)_DFT-s-OFDM_QPSK_Edge_1RB_Left_High_CH

B2_N71(20M)_DFT-s-OFDM_BPSK_Edge_1RB_Left_Low_CH

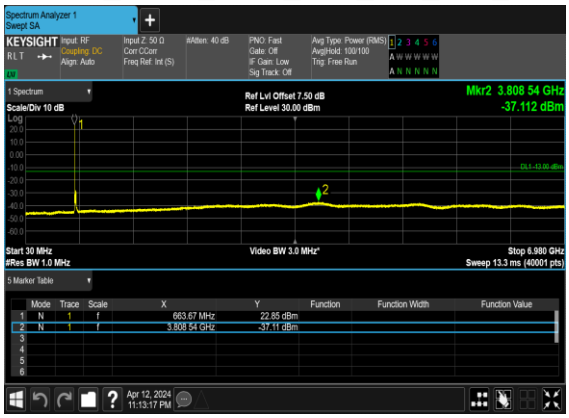

B2_N71(20M)_DFT-s-OFDM_QPSK_Edge_1RB_Left_Low_CH

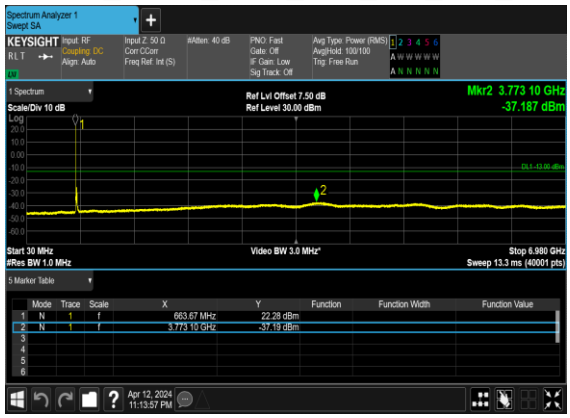

B2_N71(20M)_DFT-s-OFDM_BPSK_Edge_1RB_Left_Mid_CH

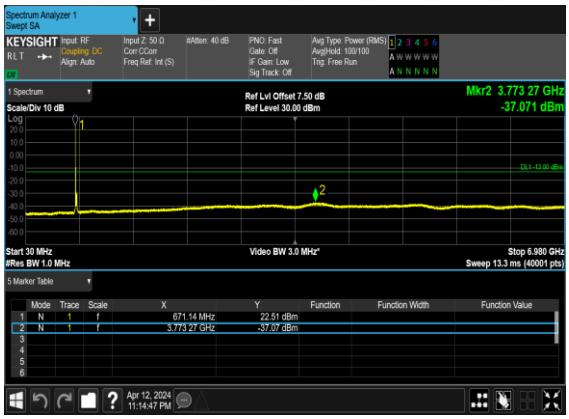

B2_N71(20M)_DFT-s-OFDM_QPSK_Edge_1RB_Left_Mid_CH

B2_N71(20M)_DFT-s-OFDM_BPSK_Edge_1RB_Left_High_CH

B2_N71(20M)_DFT-s-OFDM_QPSK_Edge_1RB_Left_High_CH

Conducted Band Edge

NR Band	SCS (kHz)	Bandwidth (MHz)	Arfcn	Freq (MHz)	Modulation	RB	Result	Verdict
71	15	5	133100	665.5	DFT-s-OFDM BPSK	1@0	see graph	**PASS**
71	15	5	133100	665.5	DFT-s-OFDM QPSK	1@0	see graph	**PASS**
71	15	5	133100	665.5	DFT-s-OFDM BPSK	25@0	see graph	**PASS**
71	15	5	133100	665.5	DFT-s-OFDM QPSK	25@0	see graph	**PASS**
71	15	5	139100	695.5	DFT-s-OFDM BPSK	1@24	see graph	**PASS**
71	15	5	139100	695.5	DFT-s-OFDM QPSK	1@24	see graph	**PASS**
71	15	5	139100	695.5	DFT-s-OFDM BPSK	25@0	see graph	**PASS**
71	15	5	139100	695.5	DFT-s-OFDM QPSK	25@0	see graph	**PASS**
71	15	10	133600	668.0	DFT-s-OFDM BPSK	1@0	see graph	**PASS**
71	15	10	133600	668.0	DFT-s-OFDM QPSK	1@0	see graph	**PASS**
71	15	10	133600	668.0	DFT-s-OFDM BPSK	50@0	see graph	**PASS**
71	15	10	133600	668.0	DFT-s-OFDM QPSK	50@0	see graph	**PASS**
71	15	10	138600	693.0	DFT-s-OFDM BPSK	1@51	see graph	**PASS**
71	15	10	138600	693.0	DFT-s-OFDM QPSK	1@51	see graph	**PASS**
71	15	10	138600	693.0	DFT-s-OFDM BPSK	50@0	see graph	**PASS**
71	15	10	138600	693.0	DFT-s-OFDM QPSK	50@0	see graph	**PASS**
71	15	20	134600	673.0	DFT-s-OFDM BPSK	1@0	see graph	**PASS**
71	15	20	134600	673.0	DFT-s-OFDM QPSK	1@0	see graph	**PASS**
71	15	20	134600	673.0	DFT-s-OFDM BPSK	100@0	see graph	**PASS**
71	15	20	134600	673.0	DFT-s-OFDM QPSK	100@0	see graph	**PASS**
71	15	20	137600	688.0	DFT-s-OFDM BPSK	1@105	see graph	**PASS**
71	15	20	137600	688.0	DFT-s-OFDM QPSK	1@105	see graph	**PASS**
71	15	20	137600	688.0	DFT-s-OFDM BPSK	100@0	see graph	**PASS**
71	15	20	137600	688.0	DFT-s-OFDM QPSK	100@0	see graph	**PASS**

B2_N71(5M)_DFT-s-OFDM_BPSK_Edge_1RB_Left_Low_CH

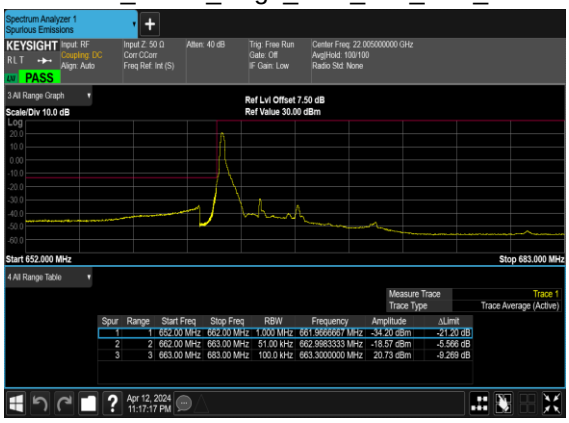

B2_N71(5M)_DFT-s-OFDM_QPSK_Edge_1RB_Left_Low_CH

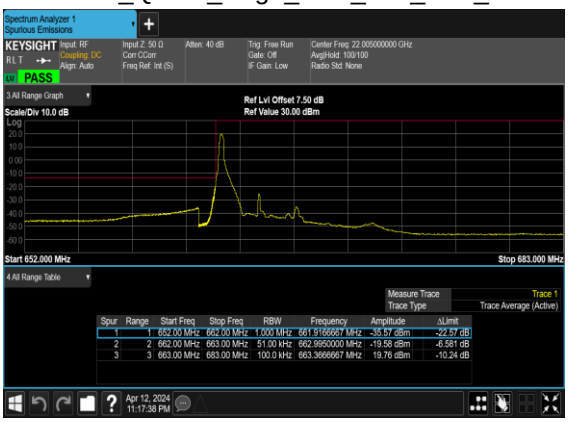

B2_N71(5M)_DFT-s-OFDM_BPSK_Outer_Full_Low_CH

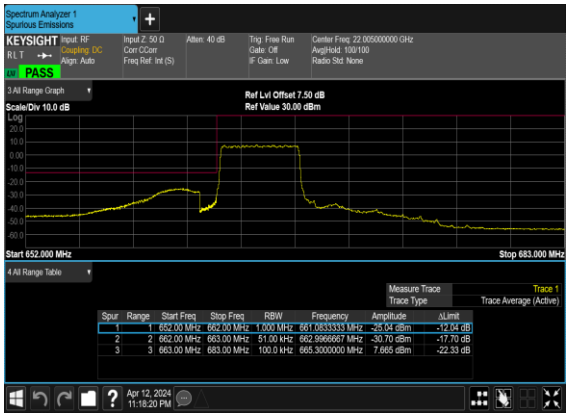

B2_N71(5M)_DFT-s-OFDM_QPSK_Outer_Full_Low_CH

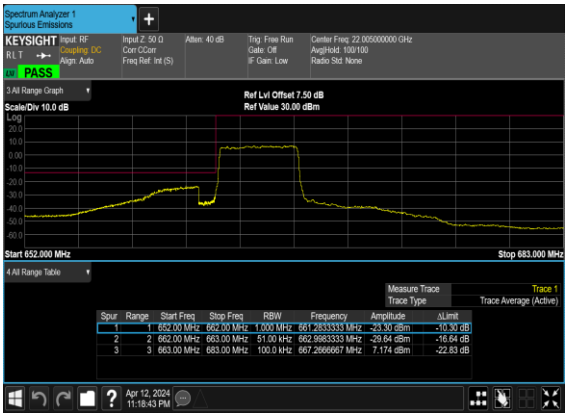

B2_N71(5M)_DFT-s-OFDM_BPSK_Edge_1RB_Right_High_CH

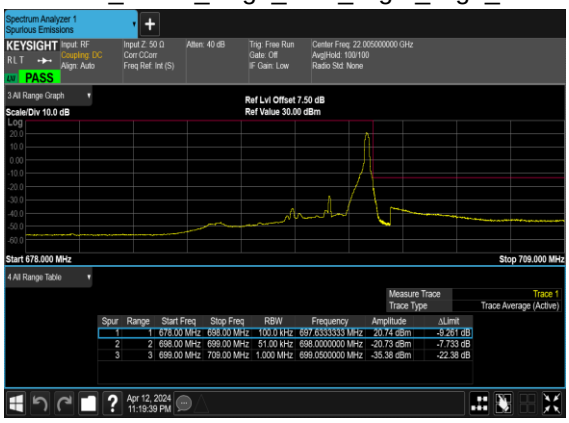

B2_N71(5M)_DFT-s-OFDM_QPSK_Edge_1RB_Right_High_CH

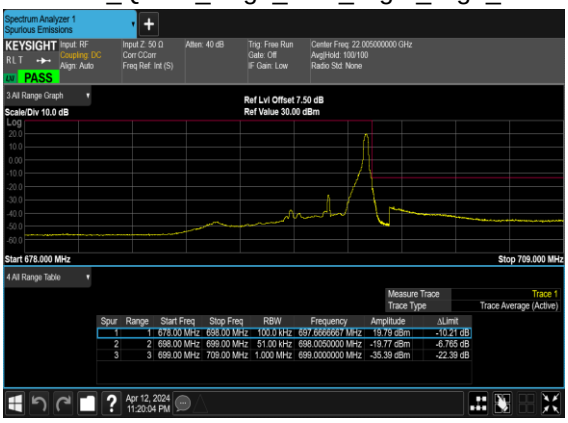

B2_N71(5M)_DFT-s-OFDM_BPSK_Outer_Full_High_CH

B2_N71(5M)_DFT-s-OFDM_QPSK_Outer_Full_High_CH

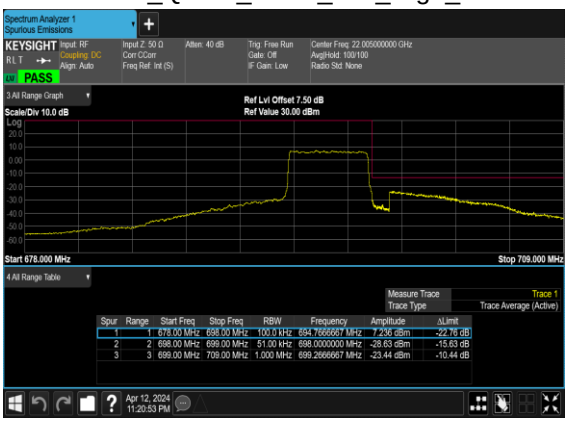

B2_N71(10M)_DFT-s-OFDM_BPSK_Edge_1RB_Left_Low_CH

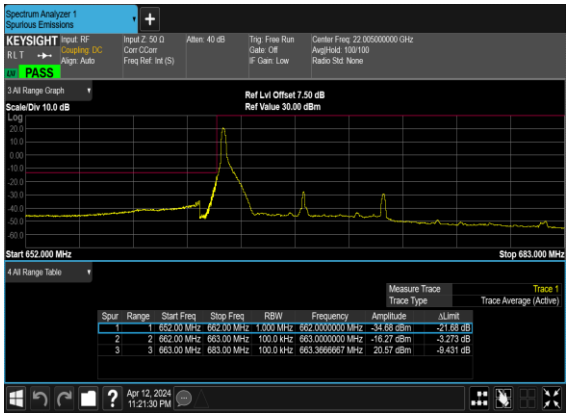

B2_N71(10M)_DFT-s-OFDM_QPSK_Edge_1RB_Left_Low_CH

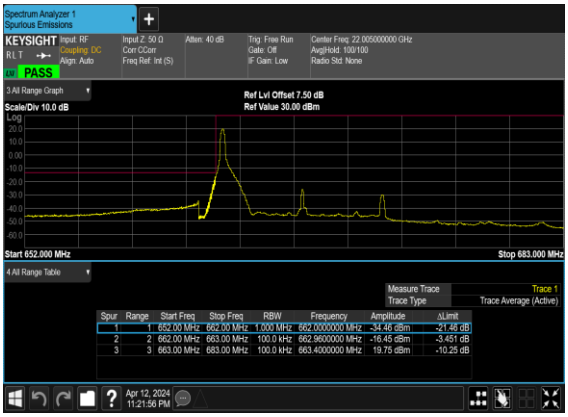

B2_N71(10M)_DFT-s-OFDM_BPSK_Outer_Full_Low_CH

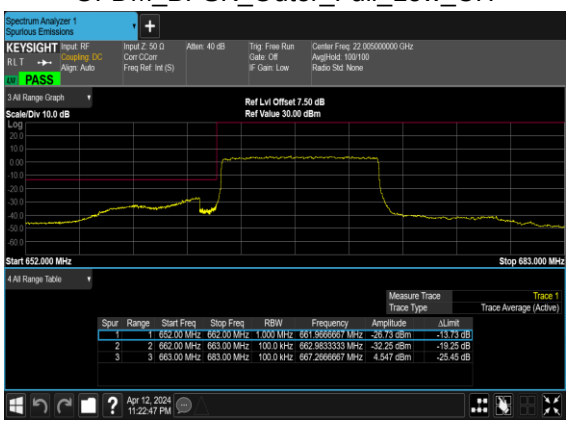

B2_N71(10M)_DFT-s-OFDM_QPSK_Outer_Full_Low_CH

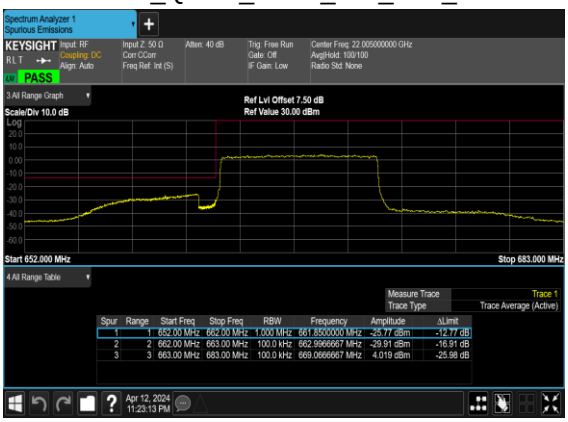

B2_N71(10M)_DFT-s-OFDM_BPSK_Edge_1RB_Right_High_CH

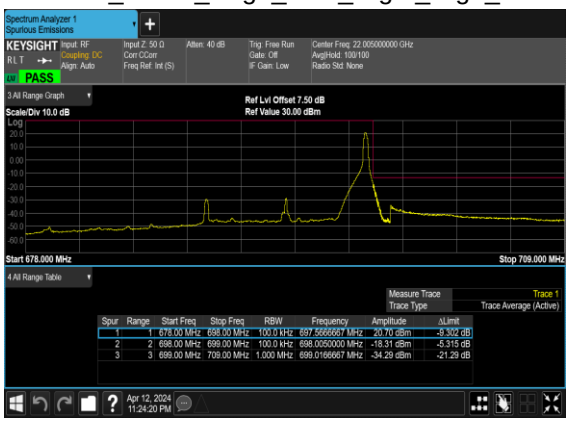

B2_N71(10M)_DFT-s-OFDM_QPSK_Edge_1RB_Right_High_CH

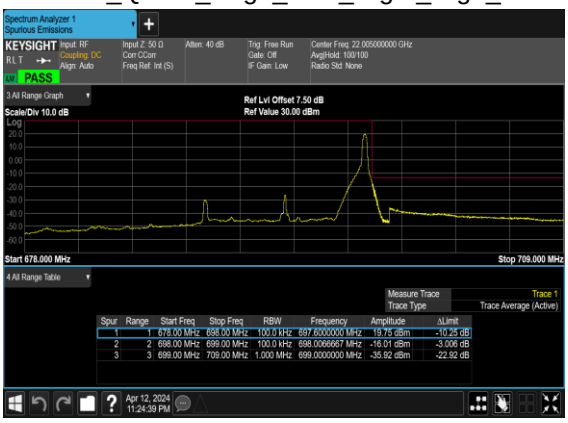

B2_N71(10M)_DFT-s-OFDM_BPSK_Outer_Full_High_CH

B2_N71(10M)_DFT-s-OFDM_QPSK_Outer_Full_High_CH

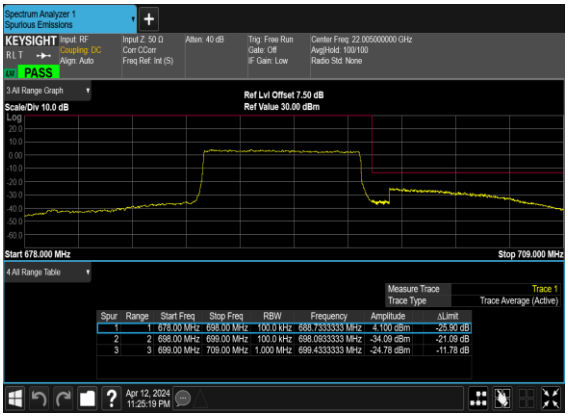

B2_N71(20M)_DFT-s-OFDM_BPSK_Edge_1RB_Left_Low_CH

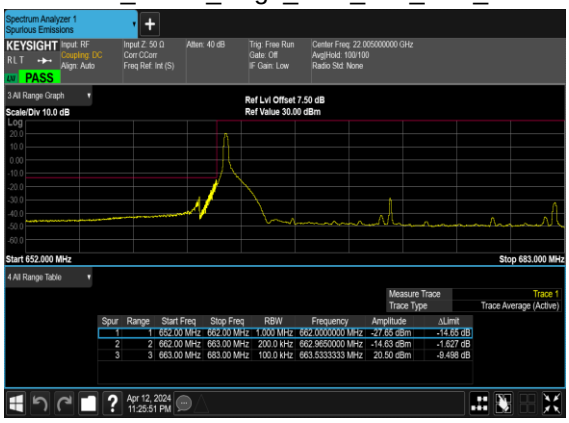

B2_N71(20M)_DFT-s-OFDM_QPSK_Edge_1RB_Left_Low_CH

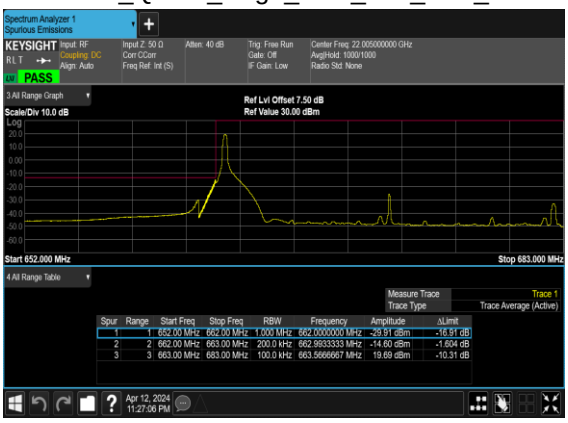

B2_N71(20M)_DFT-s-OFDM_BPSK_Outer_Full_Low_CH

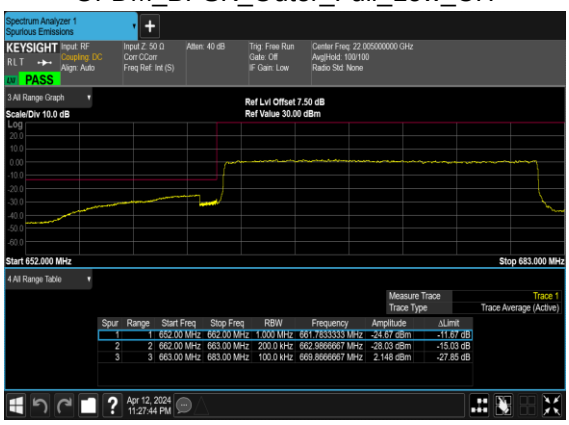

B2_N71(20M)_DFT-s-OFDM_QPSK_Outer_Full_Low_CH

B2_N71(20M)_DFT-s-OFDM_BPSK_Edge_1RB_Right_High_CH

B2_N71(20M)_DFT-s-OFDM_QPSK_Edge_1RB_Right_High_CH

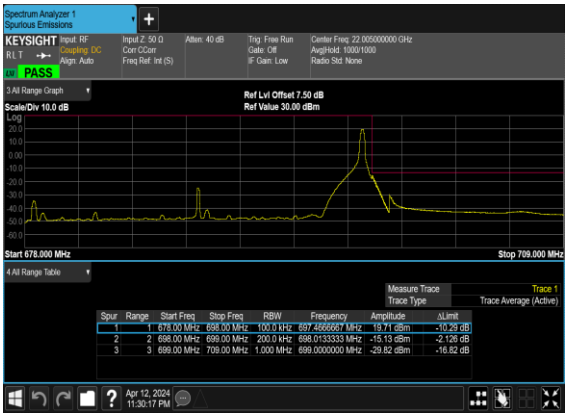

B2_N71(20M)_DFT-s-OFDM_BPSK_Outer_Full_High_CH

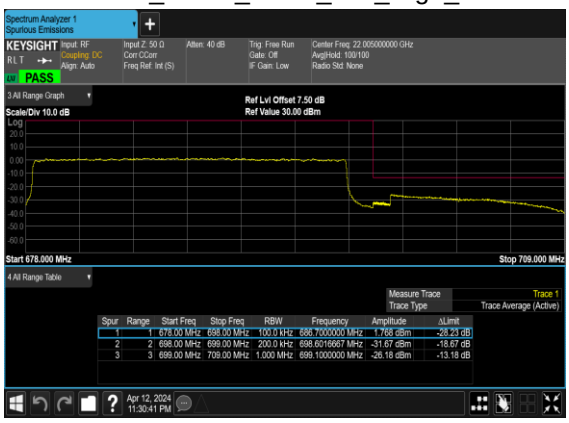

B2_N71(20M)_DFT-s-OFDM_QPSK_Outer_Full_High_CH

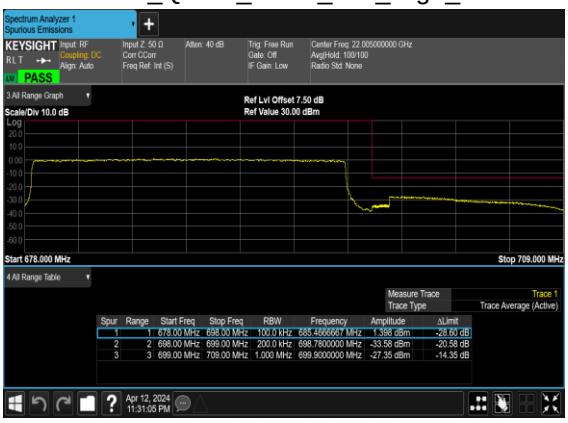

Appendix B. Test Results of Radiated Test

Radiated Spurious Emission

Test Engineer :	Zhaohui Liang	Temperature :	22~25℃
		Relative Humidity :	48~52%

N12 SA / NR 15MHz / QPSK / Sample 1 & Monopole Antenna									
Channel	Frequency (MHz)	ERP (dBm)	Limit (dBm)	Over Limit (dB)	SPA Reading (dBm)	S.G. Power (dBm)	TX Cable loss (dB)	TX Antenna Gain (dBi)	Polarization (H/V)
Lowest	1397.3	-65.53	-13	-52.53	-76.80	-68.76	3.98	9.36	H
	2096	-61.01	-13	-48.01	-79.07	-64.56	4.85	10.55	H
	2794.6	-59.85	-13	-46.85	-79.23	-64.78	5.50	12.58	H
	1397.3	-64.19	-13	-51.19	-76.49	-67.42	3.98	9.36	V
	2096	-61.30	-13	-48.30	-79.17	-64.85	4.85	10.55	V
	2794.6	-59.31	-13	-46.31	-79.45	-64.24	5.50	12.58	V
Middle	1401.3	-65.85	-13	-52.85	-77.11	-69.10	4.00	9.40	H
	2102	-60.89	-13	-47.89	-79.04	-64.46	4.88	10.60	H
	2802.6	-60.07	-13	-47.07	-79.45	-65.00	5.52	12.60	H
	1401.3	-64.40	-13	-51.40	-76.72	-67.65	4.00	9.40	V
	2102	-61.12	-13	-48.12	-79.06	-64.69	4.88	10.60	V
	2802.6	-59.30	-13	-46.30	-79.44	-64.23	5.52	12.60	V
Highest	1402.6	-65.46	-13	-52.46	-76.72	-68.63	4.10	9.42	H
	2104	-60.99	-13	-47.99	-79.14	-64.57	4.90	10.63	H
	2805.3	-60.14	-13	-47.14	-79.52	-65.06	5.55	12.62	H
	1402.6	-64.28	-13	-51.28	-76.60	-67.45	4.10	9.42	V
	2104	-61.60	-13	-48.60	-79.54	-65.18	4.90	10.63	V
	2805.3	-59.03	-13	-46.03	-79.17	-63.95	5.55	12.62	V

Remark: Spurious emissions within 30-1000MHz were found more than 20dB below limit line.

N66 SA / NR 45MHz / QPSK / Sample 1 & Monopole Antenna									
Channel	Frequency (MHz)	ERP (dBm)	Limit (dBm)	Over Limit (dB)	SPA Reading (dBm)	S.G. Power (dBm)	TX Cable loss (dB)	TX Antenna Gain (dBi)	Polarization (H/V)
Lowest	3421.4	-64.29	-13	-51.29	-78.60	-71.17	5.60	12.48	H
	5132.1	-59.64	-13	-46.64	-79.19	-65.32	7.10	12.78	H
	6842.8	-58.47	-13	-45.47	-81.22	-61.86	8.38	11.77	H
	3421.4	-64.09	-13	-51.09	-78.42	-70.97	5.60	12.48	V
	5132.1	-60.02	-13	-47.02	-79.31	-65.70	7.10	12.78	V
	6842.8	-58.05	-13	-45.05	-81.22	-61.44	8.38	11.77	V
Middle	3452.5	-64.09	-13	-51.09	-78.55	-70.94	5.65	12.50	H
	5178.74	-60.67	-13	-47.67	-80.27	-66.34	7.13	12.80	H
	6905	-57.62	-13	-44.62	-80.44	-61.02	8.40	11.80	H
	3452.5	-64.07	-13	-51.07	-78.56	-70.92	5.65	12.50	V
	5178.74	-61.00	-13	-48.00	-80.26	-66.67	7.13	12.80	V
	6905	-57.42	-13	-44.42	-80.57	-60.82	8.40	11.80	V
Highest	3481.4	-63.81	-13	-50.81	-78.41	-70.65	5.68	12.52	H
	5222.1	-60.55	-13	-47.55	-79.96	-66.22	7.15	12.82	H
	6962.8	-57.50	-13	-44.50	-80.38	-60.93	8.42	11.85	H
	3481.4	-63.77	-13	-50.77	-78.41	-70.61	5.68	12.52	V
	5222.1	-60.90	-13	-47.90	-79.9	-66.57	7.15	12.82	V
	6962.8	-57.54	-13	-44.54	-80.66	-60.97	8.42	11.85	V

Remark: Spurious emissions within 30-1000MHz were found more than 20dB below limit line.

EN-DC_48A_n66A / LTE 10MHz + NR 45MHz / QPSK / Sample 1 & Monopole Antenna									
Channel	Frequency (MHz)	EIRP (dBm)	Limit (dBm)	Over Limit (dB)	SPA Reading (dBm)	S.G. Power (dBm)	TX Cable loss (dB)	TX Antenna Gain (dBi)	Polarization (H/V)
NR n66 Lowest	3421.4	-62.39	-13	-49.39	-63.64	-69.27	5.60	12.48	H
	5132.1	-59.42	-13	-46.42	-64.11	-65.10	7.10	12.78	H
	6842.8	-58.56	-13	-45.56	-65.86	-61.95	8.38	11.77	H
	3421.4	-61.18	-13	-48.18	-63.63	-68.06	5.60	12.48	V
	5132.1	-58.69	-13	-45.69	-64.12	-64.37	7.10	12.78	V
	6842.8	-56.83	-13	-43.83	-65.96	-60.22	8.38	11.77	V
LTE Band48 Lowest	7241.00	-57.20	-40	-17.20	-65.88	-60.50	8.30	11.60	H
	10861.50	-54.03	-40	-14.03	-67.81	-55.55	10.48	12.00	H
	14482.00	-53.54	-40	-13.54	-69.78	-55.24	11.80	13.50	H
	7241.00	-55.45	-40	-15.45	-65.86	-58.75	8.30	11.60	V
	10861.50	-52.36	-40	-12.36	-67.78	-53.88	10.48	12.00	V
	14482.00	-53.94	-40	-13.94	-69.78	-55.64	11.80	13.50	V
NR n66 Middle	3452.5	-62.45	-13	-49.45	-64.29	-69.30	5.65	12.50	H
	5178.74	-58.99	-13	-45.99	-64.03	-64.66	7.13	12.80	H
	6905	-58.52	-13	-45.52	-65.98	-61.92	8.40	11.80	H
	3452.5	-61.93	-13	-48.93	-64.71	-68.78	5.65	12.50	V
	5178.74	-58.87	-13	-45.87	-64.3	-64.54	7.13	12.80	V
	6905	-57.63	-13	-44.63	-66.37	-61.03	8.40	11.80	V
LTE Band48 Middle	7241.00	-57.60	-40	-17.60	-66.28	-60.90	8.30	11.60	H
	10861.50	-54.05	-40	-14.05	-67.83	-55.57	10.48	12.00	H
	14482.00	-53.43	-40	-13.43	-69.67	-55.13	11.80	13.50	H
	7241.00	-55.68	-40	-15.68	-66.09	-58.98	8.30	11.60	V
	10861.50	-52.22	-40	-12.22	-67.64	-53.74	10.48	12.00	V
	14481.00	-54.05	-40	-14.05	-69.89	-55.75	11.80	13.50	V
NR n66 Highest	3481.4	-61.64	-13	-48.64	-64.07	-68.48	5.68	12.52	H
	5222.1	-58.85	-13	-45.85	-64.07	-64.52	7.15	12.82	H
	6962.8	-58.26	-13	-45.26	-65.92	-61.69	8.42	11.85	H
	3481.4	-60.86	-13	-47.86	-63.96	-67.70	5.68	12.52	V
	5222.1	-58.63	-13	-45.63	-64.02	-64.30	7.15	12.82	V
	6962.8	-57.69	-13	-44.69	-65.9	-61.12	8.42	11.85	V
LTE Band48 Highest	7241.00	-57.14	-40	-17.14	-65.82	-60.44	8.30	11.60	H
	10861.50	-54.02	-40	-14.02	-67.80	-55.54	10.48	12.00	H
	14482.00	-53.51	-40	-13.51	-69.75	-55.21	11.80	13.50	H
	7241.00	-54.98	-40	-14.98	-65.39	-58.28	8.30	11.60	V
	10861.50	-52.55	-40	-12.55	-67.97	-54.07	10.48	12.00	V
	14482.00	-53.63	-40	-13.63	-69.47	-55.33	11.80	13.50	V

Remark: Spurious emissions within 30-1000MHz were found more than 20dB below limit line.

n71 SA / NR 20MHz / QPSK / Sample 1 & Monopole Antenna									
Channel	Frequency (MHz)	ERP (dBm)	Limit (dBm)	Over Limit (dB)	SPA Reading (dBm)	S.G. Power (dBm)	TX Cable loss (dB)	TX Antenna Gain (dBi)	Polarization (H/V)
Lowest	1327	-65.53	-13	-52.53	-73.24	-68.76	3.98	9.36	H
	1990.5	-61.03	-13	-48.03	-71.10	-64.58	4.85	10.55	H
	2654	-63.61	-13	-50.61	-76.39	-68.54	5.50	12.58	H
	1327	-65.51	-13	-52.51	-73.16	-68.74	3.98	9.36	V
	1990.5	-60.17	-13	-47.17	-70.35	-63.72	4.85	10.55	V
	2654	-63.91	-13	-50.91	-76.56	-68.84	5.50	12.58	V
Middle	1342	-65.78	-13	-52.78	-73.69	-69.03	4.00	9.40	H
	2013	-61.47	-13	-48.47	-71.75	-65.04	4.88	10.60	H
	2684	-63.11	-13	-50.11	-76.04	-68.04	5.52	12.60	H
	1342	-65.79	-13	-52.79	-73.64	-69.04	4.00	9.40	V
	2013	-60.53	-13	-47.53	-70.93	-64.10	4.88	10.60	V
	2684	-63.71	-13	-50.71	-76.52	-68.64	5.52	12.60	V
Highest	1357	-65.51	-13	-52.51	-73.63	-68.68	4.10	9.42	H
	2035.5	-60.99	-13	-47.99	-71.50	-64.57	4.90	10.63	H
	2714	-63.38	-13	-50.38	-76.46	-68.30	5.55	12.62	H
	1357	-64.94	-13	-51.94	-72.98	-68.11	4.10	9.42	V
	2035.5	-59.55	-13	-46.55	-70.20	-63.13	4.90	10.63	V
	2714	-63.50	-13	-50.50	-76.48	-68.42	5.55	12.62	V

Remark: Spurious emissions within 30-1000MHz were found more than 20dB below limit line.

EN-DC_2A_71A / LTE 10MHz + NR 20MHz / QPSK / Sample 1 & Monopole Antenna									
Channel	Frequency (MHz)	ERP/EIRP (dBm)	Limit (dBm)	Over Limit (dB)	SPA Reading (dBm)	S.G. Power (dBm)	TX Cable loss (dB)	TX Antenna Gain (dBi)	Polarization (H/V)
NR n71 Lowest	1327	-64.95	-13	-51.95	-75.97	-68.18	3.98	9.36	H
	1990.5	-60.89	-13	-47.89	-78.27	-64.44	4.85	10.55	H
	2654	-59.68	-13	-46.68	-79.38	-64.61	5.50	12.58	H
	1327	-63.96	-13	-50.96	-75.91	-67.19	3.98	9.36	V
	1990.5	-61.12	-13	-48.12	-78.45	-64.67	4.85	10.55	V
	2654	-59.48	-13	-46.48	-79.56	-64.41	5.50	12.58	V
LTE Band2 Lowest	3751.18	-58.24	-13	-45.24	-80.73	-65.00	5.82	12.58	H
	5626.77	-57.27	-13	-44.27	-81.77	-62.99	7.28	13.00	H
	7502	-54.77	-13	-41.77	-81.77	-57.93	8.32	11.48	H
	3751.18	-55.30	-13	-42.30	-80.95	-62.06	5.82	12.58	V
	5626.77	-55.95	-13	-42.95	-80.95	-61.67	7.28	13.00	V
	7502	-55.08	-13	-42.08	-82.07	-58.24	8.32	11.48	V
NR n71 Middle	1342	-64.99	-13	-51.99	-76.00	-68.24	4.00	9.40	H
	2013	-60.76	-13	-47.76	-78.47	-64.33	4.88	10.60	H
	2684	-59.63	-13	-46.63	-79.26	-64.56	5.52	12.60	H
	1342	-63.79	-13	-50.79	-75.75	-67.04	4.00	9.40	V
	2013	-60.69	-13	-47.69	-78.29	-64.26	4.88	10.60	V
	2684	-58.82	-13	-45.82	-78.91	-63.75	5.52	12.60	V
LTE Band2 Middle	3751.18	-57.90	-13	-44.90	-80.39	-64.65	5.85	12.60	H
	5626.77	-57.29	-13	-44.29	-81.79	-63.09	7.30	13.10	H
	7502	-55.06	-13	-42.06	-82.06	-58.21	8.35	11.50	H
	3751.18	-55.43	-13	-42.43	-81.08	-62.18	5.85	12.60	V
	5626.77	-55.23	-13	-42.23	-80.23	-61.03	7.30	13.10	V
	7502	-54.85	-13	-41.85	-81.84	-58.00	8.35	11.50	V
NR n71 Highest	1357	-65.23	-13	-52.23	-76.33	-68.40	4.10	9.42	H
	2035.5	-60.31	-13	-47.31	-78.11	-63.89	4.90	10.63	H
	2714	-59.26	-13	-46.26	-78.82	-64.18	5.55	12.62	H
	1357	-63.75	-13	-50.75	-75.83	-66.92	4.10	9.42	V
	2035.5	-60.80	-13	-47.80	-78.47	-64.38	4.90	10.63	V
	2714	-58.85	-13	-45.85	-78.96	-63.77	5.55	12.62	V
LTE Band2 Highest	3751.18	-58.17	-13	-45.17	-80.66	-64.91	5.88	12.62	H
	5626.77	-57.22	-13	-44.22	-81.72	-63.03	7.32	13.13	H
	7502	-55.09	-13	-42.09	-82.09	-58.25	8.38	11.54	H
	3751.18	-54.97	-13	-41.97	-80.62	-61.71	5.88	12.62	V
	5626.77	-55.91	-13	-42.91	-80.91	-61.72	7.32	13.13	V
	7502	-54.62	-13	-41.62	-81.61	-57.78	8.38	11.54	V

Remark: Spurious emissions within 30-1000MHz were found more than 20dB below limit line.

Appendix C. Setup Photographs

<Radiated Emission>

X Plane for SA n12/n66/n71

LF



HF



X Plane for ENDC_48A_n66A/ENDC_2A_n71A

LF



HF