RF Exposure report

The following samples were submitted and identified on behalf of the client as:

Product Name	Notebook Computer
Brand Name	HP
Model No.	HSN-I54C
Applicant	HP Inc. 1501 Page Mill Road, Palo Alto, CA 94304, USA
Standards	IEEE/ANSI C95.1-1992, IEEE 1528-2013
FCC ID	B94QCNFA765L43
Date of Receipt	Dec. 13, 2021
Date of Test(s)	Dec. 21, 2021 ~ Jan. 05, 2022
Date of Issue	Jan. 21, 2022

In the configuration tested, the EUT complied with the standards specified above.

Remarks:

This report details the results of the testing carried out on one sample, the results contained in this test report do not relate to other samples of the same product. The manufacturer should ensure that all products in series production are in conformity with the product sample detailed in this report.

This report may only be reproduced and distributed in full. If the product in this report is used in any configuration other than that detailed in the report, the manufacturer must ensure the new system complies with all relevant standards. Any mention of SGS Taiwan Ltd. Central RF Lab or testing done by SGS Taiwan Ltd. Central RF Lab in connection with distribution or use of the product described in this report must be approved by SGS Taiwan Ltd. Central RF Lab in writing.

Signed on behalf of SGS

Clerk / Ruby Ou	PM / Jasper Wang	Approved By / John Yeh
Ruby Ou	Jasper Wang	John Yeh

Date: Jan. 21, 2022

Unless otherwise stated the results shown in this test report refer only to the sample(s) tested and such sample(s) are retained for 90 days only.
除非另有說明，此報告結果僅對測試之樣品負責，同時此樣品僅保留90天。本報告未經本公司書面許可，不可部份複製。
This document is issued by the Company subject to its General Conditions of Service printed overleaf, available on request or accessible at http://www.sgs.com.tw/Terms-and-Conditions and for electronic format documents, subject to Terms and Conditions for Electronic Documents at http://www.sgs.com.tw/Terms-and-Conditions. Attention is drawn to the limitation of liability, indemnification and jurisdiction issues defined therein. Any holder of this document is advised that information contained hereon reflects the Company's findings at the time of its intervention only and within the limits of Client's instructions, if any. The Company's sole responsibility is to its Client and this document does not exonerate parties to a transaction from exercising all their rights and obligations under the transaction documents. This document cannot be reproduced except in full, without prior written approval of the Company. Any unauthorized alteration, forgery or falsification of the content or appearance of this document is unlawful and offenders may be prosecuted to the fullest extent of the law.

Revision History

Report Number	Revision	Description	Issue Date	Revised By	Remark
EN/2021/C0030	Rev.00	Initial creation of document	Jan. 21, 2022	Ruby Ou	

Note:

1. The mark " * " is the revised version of the report due to comments submitted by the certification.

Unless otherwise stated the results shown in this test report refer only to the sample(s) tested and such sample(s) are retained for 90 days only.
除非另有說明，此報告結果僅對測試之樣品負責，同時此樣品僅保留90天。本報告未經本公司書面許可，不可部份複製。
This document is issued by the Company subject to its General Conditions of Service printed overleaf, available on request or accessible at http://www.sgs.com.tw/Terms-and-Conditions and for electronic format documents, subject to Terms and Conditions for Electronic Documents at http://www.sgs.com.tw/Terms-and-Conditions. Attention is drawn to the limitation of liability, indemnification and jurisdiction issues defined therein. Any holder of this document is advised that information contained hereon reflects the Company's findings at the time of its intervention only and within the limits of Client's instructions, if any. The Company's sole responsibility is to its Client and this document does not exonerate parties to a transaction from exercising all their rights and obligations under the transaction documents. This document cannot be reproduced except in full, without prior written approval of the Company. Any unauthorized alteration, forgery or falsification of the content or appearance of this document is unlawful and offenders may be prosecuted to the fullest extent of the law.

Contents

0. Guidance applied 4
1. General Information 5
1.1 Testing Laboratory 5
1.2 Details of Applicant 5
1.3 Description of EUT 6
1.4 Test Environment 27
1.5 Operation Description 27
1.6 EUT Testing Position 29
1.7 Evaluation Procedures 31
1.8 Probe Calibration Procedures 33
1.9 SAR System Description and Setup 36
1.9.1 Power density measurement system 38
1.10 System Components 45
1.11 Test Standards and Limits 47
2. Summary of Results 50
2.1 Decision rules 50
2.2 Summary of SAR Results 50
2.3 Summary of PD Results 55
2.4 Reporting statements of conformity 56
3. Simultaneous Transmission Analysis 57
3.1 Estimated SAR calculation 58
3.2 SPLSR evaluation and analysis 58
4. Instruments List 63
5. Measurements 64
6. SAR System Performance Verification 122
7.Uncertainty Budget 130
Appendixes 134
EN2021C0030 SAR_Appendix A Photographs 134
EN2021C0030 SAR_Appendix B DAE & Probe Cal. Certificate 134
EN2021C0030 SAR_Appendix C Phantom Description & Dipole Cal. Certificate 134

Unless otherwise stated the results shown in this test report refer only to the sample(s) tested and such sample(s) are retained for 90 days only.
除非另有說明，此報告結果僅對測試之樣品負責，同時此樣品僅保留90天。本報告未經本公司書面許可，不可部份複製。
This document is issued by the Company subject to its General Conditions of Service printed overleaf, available on request or accessible at http://www.sgs.com.tw/Terms-and-Conditions and for electronic format documents, subject to Terms and Conditions for Electronic Documents at http://www.sgs.com.tw/Terms-and-Conditions. Attention is drawn to the limitation of liability, indemnification and jurisdiction issues defined therein. Any holder of this document is advised that information contained hereon reflects the Company's findings at the time of its intervention only and within the limits of Client's instructions, if any. The Company's sole responsibility is to its Client and this document does not exonerate parties to a transaction from exercising all their rights and obligations under the transaction documents. This document cannot be reproduced except in full, without prior written approval of the Company. Any unauthorized alteration, forgery or falsification of the content or appearance of this document is unlawful and offenders may be prosecuted to the fullest extent of the law.

0. Guidance applied

- ANSI/IEEE C95.1-1992
- IEEE 1528-2013
- IEC/IEEE 62209-1528:2020
- SPEAG DASY6 System Handbook
- SPEAG DASY6 Application Note

(Interim Procedure for Device Operation at 6GHz-10GHz)

- IEC TR 63170:2018
- IEC 62479:2010
- FCC KDB 865664 D01 v01r04
- FCC KDB 865664 D02 v01r02
- FCC KDB 447498 D01 v06
- FCC KDB 616217 D04 v01r02
- FCC KDB 248227 D01 v02r02

Unless otherwise stated the results shown in this test report refer only to the sample(s) tested and such sample(s) are retained for 90 days only.
除非另有說明，此報告結果僅對測試之樣品負責，同時此樣品僅保留90天。本報告未經本公司書面許可，不可部份複製。
This document is issued by the Company subject to its General Conditions of Service printed overleaf, available on request or accessible at http://www.sgs.com.tw/Terms-and-Conditions and for electronic format documents, subject to Terms and Conditions for Electronic Documents at http://www.sgs.com.tw/Terms-and-Conditions. Attention is drawn to the limitation of liability, indemnification and jurisdiction issues defined therein. Any holder of this document is advised that information contained hereon reflects the Company's findings at the time of its intervention only and within the limits of Client's instructions, if any. The Company's sole responsibility is to its Client and this document does not exonerate parties to a transaction from exercising all their rights and obligations under the transaction documents. This document cannot be reproduced except in full, without prior written approval of the Company. Any unauthorized alteration, forgery or falsification of the content or appearance of this document is unlawful and offenders may be prosecuted to the fullest extent of the law.

1. General Information

1.1 Testing Laboratory

SGS Taiwan Ltd. Central RF Lab	
1F, No. 8, Alley 15, Lane 120, Sec. 1, NeiHu Road, Neihu District, Taipei City, 11493, Taiwan.	
FCC Designation Number	TW0029
Tel	+886-2-2299-3279
Fax	+886-2-2298-0488
Internet	http://www.tw.sgs.com/

1.2 Details of Applicant

Company Name	HP Inc.
Company Address	1501 Page Mill Road, Palo Alto, CA 94304, USA

Unless otherwise stated the results shown in this test report refer only to the sample(s) tested and such sample(s) are retained for 90 days only.
除非另有說明，此報告結果僅對測試之樣品負責，同時此樣品僅保留90天。本報告未經本公司書面許可，不可部份複製。
This document is issued by the Company subject to its General Conditions of Service printed overleaf, available on request or accessible at http://www.sgs.com.tw/Terms-and-Conditions and for electronic format documents, subject to Terms and Conditions for Electronic Documents at http://www.sgs.com.tw/Terms-and-Conditions. Attention is drawn to the limitation of liability, indemnification and jurisdiction issues defined therein. Any holder of this document is advised that information contained hereon reflects the Company's findings at the time of its intervention only and within the limits of Client's instructions, if any. The Company's sole responsibility is to its Client and this document does not exonerate parties to a transaction from exercising all their rights and obligations under the transaction documents. This document cannot be reproduced except in full, without prior written approval of the Company. Any unauthorized alteration, forgery or falsification of the content or appearance of this document is unlawful and offenders may be prosecuted to the fullest extent of the law.

1.3 Description of EUT

General Information of Host:

Product Name	Notebook Computer	
Brand Name	HP	
Model No.	HSN-I54C	
Integrated Module	Brand Name: Qualcomm Model Name: QCNFA765	
FCC ID	B94QCNFA765L43	
Mode of Operation	☒WLAN802.11 ☒Bluetooth	
Duty Cycle	WLAN802.11	Refer to page 22-25
	Bluetooth	75.3%
Operating Frequency	2.4GHz	2.412~2.472GHz
	5GHz	5.18~5.24GHz 5.26~5.32GHz 5.5~5.72GHz 5.745~5.825GHz
	6GHz	5.935~6.415GHz 6.435~6.525GHz 6.535~6.855GHz 6.865~7.115GHz
	BT-LE	2402MHz~2480MHz

Unless otherwise stated the results shown in this test report refer only to the sample(s) tested and such sample(s) are retained for 90 days only.
除非另有說明，此報告結果僅對測試之樣品負責，同時此樣品僅保留90天。本報告未經本公司書面許可，不可部份複製。
This document is issued by the Company subject to its General Conditions of Service printed overleaf, available on request or accessible at http://www.sgs.com.tw/Terms-and-Conditions and for electronic format documents, subject to Terms and Conditions for Electronic Documents at http://www.sgs.com.tw/Terms-and-Conditions. Attention is drawn to the limitation of liability, indemnification and jurisdiction issues defined therein. Any holder of this document is advised that information contained hereon reflects the Company's findings at the time of its intervention only and within the limits of Client's instructions, if any. The Company's sole responsibility is to its Client and this document does not exonerate parties to a transaction from exercising all their rights and obligations under the transaction documents. This document cannot be reproduced except in full, without prior written approval of the Company. Any unauthorized alteration, forgery or falsification of the content or appearance of this document is unlawful and offenders may be prosecuted to the fullest extent of the law.

Tablet mode

HONG-BO

Summary of Maximum SAR and Power Density Value			
Mode	Highest SAR1g Body (W/kg)	Highest APD (mW/cm^2)	Highest PD (mW/cm^2)
2.4G WLAN	0.69	N/A	N/A
5G WLAN	1.19	N/A	N/A
6E WLAN	0.13	0.10	0.11
Bluetooth(GFSK)	0.23	N/A	N/A

WNC

Summary of Maximum SAR and Power Density Value			
Mode	Highest SAR1g Body (W/kg)	Highest APD (mW/cm^2)	Highest PD (mW/cm^2)
2.4G WLAN	0.49	N/A	N/A
5G WLAN	0.74	N/A	N/A
6E WLAN	0.11	0.09	0.06
Bluetooth(GFSK)	0.32	N/A	N/A

Unless otherwise stated the results shown in this test report refer only to the sample(s) tested and such sample(s) are retained for 90 days only.
除非另有說明，此報告結果僅對測試之樣品負責，同時此樣品僅保留90天。本報告未經本公司書面許可，不可部份複製。
This document is issued by the Company subject to its General Conditions of Service printed overleaf, available on request or accessible at http://www.sgs.com.tw/Terms-and-Conditions and for electronic format documents, subject to Terms and Conditions for Electronic Documents at http://www.sgs.com.tw/Terms-and-Conditions. Attention is drawn to the limitation of liability, indemnification and jurisdiction issues defined therein. Any holder of this document is advised that information contained hereon reflects the Company's findings at the time of its intervention only and within the limits of Client's instructions, if any. The Company's sole responsibility is to its Client and this document does not exonerate parties to a transaction from exercising all their rights and obligations under the transaction documents. This document cannot be reproduced except in full, without prior written approval of the Company. Any unauthorized alteration, forgery or falsification of the content or appearance of this document is unlawful and offenders may be prosecuted to the fullest extent of the law.

Antenna information:

Laptop mode_WLAN

Vendor	HB															
Antenna	Tx1								Tx2							
Part Number	6036B0319601(00-2602752150)								6036B0319701(00-2602752250)							
Frequency(MHz)	2400~2500	5150~5350	5470~5725	5725~5850	5925-6425	6425-6525	6525-6875	6875-7125	2400~2500	5150~5350	5470~5725	5725~5850	5925-6425	6425-6525	6525-6875	6875-7125
Gain (dBi)	0.35	-2.07	0.43	1.88	2.66	1.36	1.01	0.70	0.26	0.39	1.04	0.33	2.38	-0.07	-0.44	0.69

Laptop mode_WLAN

Vendor	WNC															
Antenna	Tx1								Tx2							
Part Number	6036B0319801(81EABL15.G64)								6036B0319901(81EABL15.G65)							
Frequency(MHz)	2400~2500	5150~5350	5470~5725	5725~5850	5925-6425	6425-6525	6525-6875	6875-7125	2400~2500	5150~5350	5470~5725	5725~5850	5925-6425	6425-6525	6525-6875	6875-7125
Gain (dBi)	-2.64	-1.57	-0.52	-0.49	-0.80	-1.18	0.18	0.18	-1.5	-1.52	1.56	1.56	0.08	0.08	0.35	0.35

Tablet mode_WLAN

Vendor	HB															
Antenna	Tx1								Tx2							
Part Number	6036B0319601(00-2602752150)								6036B0319701(00-2602752250)							
Frequency(MHz)	2400~2500	5150~5350	5470~5725	5725~5850	5925-6425	6425-6525	6525-6875	6875-7125	2400~2500	5150~5350	5470~5725	5725~5850	5925-6425	6425-6525	6525-6875	6875-7125
Gain (dBi)	-1.05	0.46	0.91	1.28	2.49	1.99	1.49	0.36	-0.98	2.15	1.92	0.91	1.97	1.70	0.99	0.99

Tablet mode_WLAN

Vendor	WNC															
Antenna	Tx1								Tx2							
Part Number	6036B0319801(81EABL15.G64)								6036B0319901(81EABL15.G65)							
Frequency(MHz)	2400~2500	5150~5350	5470~5725	5725~5850	5925-6425	6425-6525	6525-6875	6875-7125	2400~2500	5150~5350	5470~5725	5725~5850	5925-6425	6425-6525	6525-6875	6875-7125
Gain (dBi)	-2.48	-0.42	0.24	-0.16	-0.83	-1.13	0.37	0.37	-1.56	-0.21	1.21	1.21	0.94	1.12	1.12	0.83

Unless otherwise stated the results shown in this test report refer only to the sample(s) tested and such sample(s) are retained for 90 days only.
除非另有說明，此報告結果僅對測試之樣品負責，同時此樣品僅保留90天。本報告未經本公司書面許可，不可部份複製。
This document is issued by the Company subject to its General Conditions of Service printed overleaf, available on request or accessible at http://www.sgs.com.tw/Terms-and-Conditions and for electronic format documents, subject to Terms and Conditions for Electronic Documents at http://www.sgs.com.tw/Terms-and-Conditions. Attention is drawn to the limitation of liability, indemnification and jurisdiction issues defined therein. Any holder of this document is advised that information contained hereon reflects the Company's findings at the time of its intervention only and within the limits of Client's instructions, if any. The Company's sole responsibility is to its Client and this document does not exonerate parties to a transaction from exercising all their rights and obligations under the transaction documents. This document cannot be reproduced except in full, without prior written approval of the Company. Any unauthorized alteration, forgery or falsification of the content or appearance of this document is unlawful and offenders may be prosecuted to the fullest extent of the law.

WLAN conducted power table:

Tx 1						
Band	Mode	Channel	Frequency (MHz)	Data Rate	Max. Rated Avg. Power + Max. Tolerance (dBm)	Average power (dBm)
2.45GHz	802.11b	1	2412	1Mbps	19.50	19.32
		6	2437		20.00	19.99
		11	2462		19.50	19.46
	802.11g	1	2412	6Mbps	18.00	17.83
		6	2437		20.00	19.76
		11	2462		18.00	17.74
	802.11n20-HT0	1	2412	MCS0	17.50	17.27
		6	2437		19.50	19.24
		11	2462		13.50	13.34
	802.11ac20-VHT0	1	2412	MCS0	17.50	17.37
		6	2437		19.50	19.34
		11	2462		13.50	13.27
	802.11ax20-HE0	1	2412	MCS0	17.50	17.28
		6	2437		19.50	19.30
		11	2462		13.50	13.31
	802.11n40-HT0	3	2422	MCS0	15.50	15.32
		6	2437		16.00	15.77
		9	2452		15.00	14.75
	802.11ac40-VHT0	3	2422	MCS0	15.50	15.29
		6	2437		16.00	15.75
		9	2452		15.00	14.78
	802.11ax40-HE0	3	2422	MCS0	15.50	15.32
		6	2437		16.00	15.85
		9	2452		15.00	14.79

Unless otherwise stated the results shown in this test report refer only to the sample(s) tested and such sample(s) are retained for 90 days only.
除非另有說明，此報告結果僅對測試之樣品負責，同時此樣品僅保留90天。本報告未經本公司書面許可，不可部份複製。
This document is issued by the Company subject to its General Conditions of Service printed overleaf, available on request or accessible at http://www.sgs.com.tw/Terms-and-Conditions and for electronic format documents, subject to Terms and Conditions for Electronic Documents at http://www.sgs.com.tw/Terms-and-Conditions. Attention is drawn to the limitation of liability, indemnification and jurisdiction issues defined therein. Any holder of this document is advised that information contained hereon reflects the Company's findings at the time of its intervention only and within the limits of Client's instructions, if any. The Company's sole responsibility is to its Client and this document does not exonerate parties to a transaction from exercising all their rights and obligations under the transaction documents. This document cannot be reproduced except in full, without prior written approval of the Company. Any unauthorized alteration, forgery or falsification of the content or appearance of this document is unlawful and offenders may be prosecuted to the fullest extent of the law.

Tx 1						
Band	Mode	Channel	Frequency (MHz)	Data Rate	Max. Rated Avg. Power + Max. Tolerance (dBm)	Average power (dBm)
5.15-5.25 GHz	802.11a	36	5180	6Mbps	14.50	14.39
		40	5200		14.50	14.22
		44	5220		14.50	14.25
		48	5240		14.50	14.38
	802.11n20-HT0	36	5180	MCS0	14.50	14.32
		40	5200		14.50	14.18
		44	5220		14.50	14.21
		48	5240		14.50	14.30
	802.11ac20-VHT0	36	5180	MCS0	14.50	14.23
		40	5200		14.50	14.25
		44	5220		14.50	14.33
		48	5240		14.50	14.30
	802.11ax20-HE0	36	5180	MCS0	14.50	14.16
		40	5200		14.50	14.15
		44	5220		14.50	14.19
		48	5240		14.50	14.26
	802.11n40-HT0	38	5190	MCS0	15.00	14.78
		46	5230		15.00	14.98
	802.11ac40-VHT0	38	5190	MCS0	15.00	14.74
		46	5230		15.00	14.96
	802.11ax40-HE0	38	5190	MCS0	15.00	14.78
		46	5230		15.00	14.84
	802.11ac80-VHT0	42	5210	MCS0	13.00	12.86
	802.11ax80-HE0	42	5210	MCS0	13.00	12.73
	802.11ac160-VHT0	50	5250	MCS0	13.00	12.69
	802.11ax160-HE0	50	5250	MCS0	13.00	12.77

Unless otherwise stated the results shown in this test report refer only to the sample(s) tested and such sample(s) are retained for 90 days only.
除非另有說明，此報告結果僅對測試之樣品負責，同時此樣品僅保留90天。本報告未經本公司書面許可，不可部份複製。
This document is issued by the Company subject to its General Conditions of Service printed overleaf, available on request or accessible at http://www.sgs.com.tw/Terms-and-Conditions and for electronic format documents, subject to Terms and Conditions for Electronic Documents at http://www.sgs.com.tw/Terms-and-Conditions. Attention is drawn to the limitation of liability, indemnification and jurisdiction issues defined therein. Any holder of this document is advised that information contained hereon reflects the Company's findings at the time of its intervention only and within the limits of Client's instructions, if any. The Company's sole responsibility is to its Client and this document does not exonerate parties to a transaction from exercising all their rights and obligations under the transaction documents. This document cannot be reproduced except in full, without prior written approval of the Company. Any unauthorized alteration, forgery or falsification of the content or appearance of this document is unlawful and offenders may be prosecuted to the fullest extent of the law.

Tx 1						
Band	Mode	Channel	Frequency (MHz)	Data Rate	Max. Rated Avg. Power + Max. Tolerance (dBm)	Average power (dBm)
5.25-5.35 GHz	802.11a	52	5260	6Mbps	16.00	15.91
		56	5280		18.00	17.98
		60	5300		18.00	17.86
		64	5320		16.00	15.74
	802.11n20-HT0	52	5260	MCS0	16.00	15.87
		56	5280		17.50	17.37
		60	5300		17.50	17.33
		64	5320		16.00	15.89
	802.11ac20-VHT0	52	5260	MCS0	16.00	15.74
		56	5280		17.50	17.29
		60	5300		17.50	17.33
		64	5320		16.00	15.75
	802.11ax20-HE0	52	5260	MCS0	16.00	15.91
		56	5280		17.50	17.20
		60	5300		17.50	17.38
		64	5320		16.00	15.81
	802.11n40-HT0	54	5270	MCS0	17.00	16.78
		62	5310		15.50	15.34
	802.11ac40-VHT0	54	5270	MCS0	17.00	16.78
		62	5310		15.50	15.37
	802.11ax40-HE0	54	5270	MCS0	17.00	16.71
		62	5310		15.50	15.41
	802.11ac80-VHT0	58	5290	MCS0	14.00	13.90
	802.11ax80-HE0	58	5290	MCS0	14.00	13.85

Unless otherwise stated the results shown in this test report refer only to the sample(s) tested and such sample(s) are retained for 90 days only.
除非另有說明，此報告結果僅對測試之樣品負責，同時此樣品僅保留90天。本報告未經本公司書面許可，不可部份複製。
This document is issued by the Company subject to its General Conditions of Service printed overleaf, available on request or accessible at http://www.sgs.com.tw/Terms-and-Conditions and for electronic format documents, subject to Terms and Conditions for Electronic Documents at http://www.sgs.com.tw/Terms-and-Conditions. Attention is drawn to the limitation of liability, indemnification and jurisdiction issues defined therein. Any holder of this document is advised that information contained hereon reflects the Company's findings at the time of its intervention only and within the limits of Client's instructions, if any. The Company's sole responsibility is to its Client and this document does not exonerate parties to a transaction from exercising all their rights and obligations under the transaction documents. This document cannot be reproduced except in full, without prior written approval of the Company. Any unauthorized alteration, forgery or falsification of the content or appearance of this document is unlawful and offenders may be prosecuted to the fullest extent of the law.

Tx 1						
Band	Mode	Channel	Frequency (MHz)	Data Rate	Max. Rated Avg. Power + Max. Tolerance (dBm)	Average power (dBm)
5.6GHz	802.11a	100	5500	6Mbps	16.00	15.94
		120	5600		18.00	17.92
		140	5700		16.00	15.86
		144	5720		18.00	17.96
	802.11n20-HT0	100	5500	MCS0	16.00	15.80
		120	5600		17.50	17.22
		140	5700		16.00	15.76
		144	5720		17.50	17.17
	802.11ac20-VHT0	100	5500	MCS0	16.00	15.74
		120	5600		17.50	17.21
		140	5700		16.00	15.87
		144	5720		17.50	17.30
	802.11ax20-HE0	100	5500	MCS0	16.00	15.90
		120	5600		17.50	17.28
		140	5700		16.00	15.77
		144	5720		17.50	17.39
	802.11n40-HT0	102	5510	MCS0	15.50	15.34
		118	5590		17.00	16.73
		134	5670		15.50	15.23
		142	5710		17.00	16.69
	802.11ac40-VHT0	102	5510	MCS0	15.50	15.30
		118	5590		17.00	16.77
		134	5670		15.50	15.35
		142	5710		17.00	16.77
	802.11ax40-HE0	102	5510	MCS0	15.50	15.34
		118	5590		17.00	16.78
		134	5670		15.50	15.26
		142	5710		17.00	16.76
	802.11ac80-VHT0	106	5530	MCS0	15.00	14.73
		122	5610		15.00	14.79
		138	5690		16.50	16.28
	802.11ax80-HE0	106	5530	MCS0	15.00	14.85
		122	5610		15.00	14.89
		138	5690		16.50	16.28
	802.11ac160-VHT0	114	5570	MCS0	14.00	13.71
	802.11ax160-HE0	114	5570	MCS0	14.00	13.92

Unless otherwise stated the results shown in this test report refer only to the sample(s) tested and such sample(s) are retained for 90 days only.
除非另有說明，此報告結果僅對測試之樣品負責，同時此樣品僅保留90天。本報告未經本公司書面許可，不可部份複製。
This document is issued by the Company subject to its General Conditions of Service printed overleaf, available on request or accessible at http://www.sgs.com.tw/Terms-and-Conditions and for electronic format documents, subject to Terms and Conditions for Electronic Documents at http://www.sgs.com.tw/Terms-and-Conditions. Attention is drawn to the limitation of liability, indemnification and jurisdiction issues defined therein. Any holder of this document is advised that information contained hereon reflects the Company's findings at the time of its intervention only and within the limits of Client's instructions, if any. The Company's sole responsibility is to its Client and this document does not exonerate parties to a transaction from exercising all their rights and obligations under the transaction documents. This document cannot be reproduced except in full, without prior written approval of the Company. Any unauthorized alteration, forgery or falsification of the content or appearance of this document is unlawful and offenders may be prosecuted to the fullest extent of the law.

Tx 1						
Mode	Mode	Channel	Frequency (MHz)	Data Rate	Max. Rated Avg. Power + Max. Tolerance (dBm)	Average power (dBm)
5.8GHz	802.11a	149	5745	6Mbps	18.00	17.96
		157	5785		18.00	17.72
		165	5825		18.00	17.92
	802.11n20-HT0	149	5745	MCS0	17.50	17.37
		157	5785		17.50	17.17
		165	5825		17.50	17.35
	802.11ac20-VHT0	149	5745	MCS0	17.50	17.28
		157	5785		17.50	17.37
		165	5825		17.50	17.31
	802.11ax20-HE0	149	5745	MCS0	17.50	17.24
		157	5785		17.50	17.34
		165	5825		17.50	17.34
	802.11n40-HT0	151	5755	MCS0	17.00	16.89
		159	5795		17.00	16.86
	802.11ac40-VHT0	151	5755	MCS0	17.00	16.79
		159	5795		17.00	16.76
	802.11ax40-HE0	151	5755	MCS0	17.00	16.81
		159	5795		17.00	16.72
	802.11ac80-VHT0	155	5775	MCS0	16.50	16.27
	802.11ax80-HE0	155	5775	MCS0	16.50	16.38

Unless otherwise stated the results shown in this test report refer only to the sample(s) tested and such sample(s) are retained for 90 days only.
除非另有說明，此報告結果僅對測試之樣品負責，同時此樣品僅保留90天。本報告未經本公司書面許可，不可部份複製。
This document is issued by the Company subject to its General Conditions of Service printed overleaf, available on request or accessible at http://www.sgs.com.tw/Terms-and-Conditions and for electronic format documents, subject to Terms and Conditions for Electronic Documents at http://www.sgs.com.tw/Terms-and-Conditions. Attention is drawn to the limitation of liability, indemnification and jurisdiction issues defined therein. Any holder of this document is advised that information contained hereon reflects the Company's findings at the time of its intervention only and within the limits of Client's instructions, if any. The Company's sole responsibility is to its Client and this document does not exonerate parties to a transaction from exercising all their rights and obligations under the transaction documents. This document cannot be reproduced except in full, without prior written approval of the Company. Any unauthorized alteration, forgery or falsification of the content or appearance of this document is unlawful and offenders may be prosecuted to the fullest extent of the law.

Tx 2						
Band	Mode	Channel	Frequency (MHz)	Data Rate	Max. Rated Avg. Power + Max. Tolerance (dBm)	Average power (dBm)
2.45GHz	802.11b	1	2412	1Mbps	19.50	19.36
		6	2437		20.00	19.98
		11	2462		19.50	19.48
	802.11g	1	2412	6Mbps	18.00	17.69
		6	2437		20.00	19.75
		11	2462		18.00	17.89
	802.11n20-HT0	1	2412	MCS0	17.50	17.18
		6	2437		19.50	19.32
		11	2462		13.50	13.18
	802.11ac20-VHT0	1	2412	MCS0	17.50	17.34
		6	2437		19.50	19.29
		11	2462		13.50	13.31
	802.11ax20-HE0	1	2412	MCS0	17.50	17.31
		6	2437		19.50	19.24
		11	2462		13.50	13.38
	802.11n40-HT0	3	2422	MCS0	15.50	15.21
		6	2437		16.00	15.76
		9	2452		15.00	14.81
	802.11ac40-VHT0	3	2422	MCS0	15.50	15.22
		6	2437		16.00	15.90
		9	2452		15.00	14.79
	802.11ax40-HE0	3	2422	MCS0	15.50	15.25
		6	2437		16.00	15.87
		9	2452		15.00	14.74

Unless otherwise stated the results shown in this test report refer only to the sample(s) tested and such sample(s) are retained for 90 days only.
除非另有說明，此報告結果僅對測試之樣品負責，同時此樣品僅保留90天。本報告未經本公司書面許可，不可部份複製。
This document is issued by the Company subject to its General Conditions of Service printed overleaf, available on request or accessible at http://www.sgs.com.tw/Terms-and-Conditions and for electronic format documents, subject to Terms and Conditions for Electronic Documents at http://www.sgs.com.tw/Terms-and-Conditions. Attention is drawn to the limitation of liability, indemnification and jurisdiction issues defined therein. Any holder of this document is advised that information contained hereon reflects the Company's findings at the time of its intervention only and within the limits of Client's instructions, if any. The Company's sole responsibility is to its Client and this document does not exonerate parties to a transaction from exercising all their rights and obligations under the transaction documents. This document cannot be reproduced except in full, without prior written approval of the Company. Any unauthorized alteration, forgery or falsification of the content or appearance of this document is unlawful and offenders may be prosecuted to the fullest extent of the law.

Tx 2						
Band	Mode	Channel	Frequency (MHz)	Data Rate	Max. Rated Avg. Power + Max. Tolerance (dBm)	Average power (dBm)
5.15-5.25 GHz	802.11a	36	5180	6Mbps	14.50	14.28
		40	5200		14.50	14.29
		44	5220		14.50	14.26
		48	5240		14.50	14.35
	802.11n20-HT0	36	5180	MCS0	14.50	14.30
		40	5200		14.50	14.24
		44	5220		14.50	14.24
		48	5240		14.50	14.37
	802.11ac20-VHT0	36	5180	MCS0	14.50	14.19
		40	5200		14.50	14.33
		44	5220		14.50	14.33
		48	5240		14.50	14.33
	802.11ax20-HE0	36	5180	MCS0	14.50	14.21
		40	5200		14.50	14.25
		44	5220		14.50	14.29
		48	5240		14.50	14.23
	802.11n40-HT0	38	5190	MCS0	15.00	14.96
		46	5230		15.00	14.98
	802.11ac40-VHT0	38	5190	MCS0	15.00	14.71
		46	5230		15.00	14.76
	802.11ax40-HE0	38	5190	MCS0	15.00	14.77
		46	5230		15.00	14.85
	802.11ac80-VHT0	42	5210	MCS0	13.00	12.70
	802.11ax80-HE0	42	5210	MCS0	13.00	12.81
	802.11ac160-VHT0	50	5250	MCS0	13.00	12.71
	802.11ax160-HE0	50	5250	MCS0	13.00	12.80

Unless otherwise stated the results shown in this test report refer only to the sample(s) tested and such sample(s) are retained for 90 days only.
除非另有說明，此報告結果僅對測試之樣品負責，同時此樣品僅保留90天。本報告未經本公司書面許可，不可部份複製。
This document is issued by the Company subject to its General Conditions of Service printed overleaf, available on request or accessible at http://www.sgs.com.tw/Terms-and-Conditions and for electronic format documents, subject to Terms and Conditions for Electronic Documents at http://www.sgs.com.tw/Terms-and-Conditions. Attention is drawn to the limitation of liability, indemnification and jurisdiction issues defined therein. Any holder of this document is advised that information contained hereon reflects the Company's findings at the time of its intervention only and within the limits of Client's instructions, if any. The Company's sole responsibility is to its Client and this document does not exonerate parties to a transaction from exercising all their rights and obligations under the transaction documents. This document cannot be reproduced except in full, without prior written approval of the Company. Any unauthorized alteration, forgery or falsification of the content or appearance of this document is unlawful and offenders may be prosecuted to the fullest extent of the law.

Tx 2						
Band	Mode	Channel	Frequency (MHz)	Data Rate	Max. Rated Avg. Power + Max. Tolerance (dBm)	Average power (dBm)
5.25-5.35 GHz	802.11a	52	5260	6Mbps	16.00	15.78
		56	5280		18.00	17.94
		60	5300		18.00	17.99
		64	5320		16.00	15.85
	802.11n20-HT0	52	5260	MCS0	16.00	15.90
		56	5280		17.50	17.30
		60	5300		17.50	17.29
		64	5320		16.00	15.82
	802.11ac20-VHT0	52	5260	MCS0	16.00	15.80
		56	5280		17.50	17.33
		60	5300		17.50	17.30
		64	5320		16.00	15.77
	802.11ax20-HE0	52	5260	MCS0	16.00	15.84
		56	5280		17.50	17.20
		60	5300		17.50	17.30
		64	5320		16.00	15.81
	802.11n40-HT0	54	5270	MCS0	17.00	16.79
		62	5310		15.50	15.40
	802.11ac40-VHT0	54	5270	MCS0	17.00	16.86
		62	5310		15.50	15.36
	802.11ax40-HE0	54	5270	MCS0	17.00	16.80
		62	5310		15.50	15.27
	802.11ac80-VHT0	58	5290	MCS0	14.00	13.76
	802.11ax80-HE0	58	5290	MCS0	14.00	13.78

Unless otherwise stated the results shown in this test report refer only to the sample(s) tested and such sample(s) are retained for 90 days only.
除非另有說明，此報告結果僅對測試之樣品負責，同時此樣品僅保留90天。本報告未經本公司書面許可，不可部份複製。
This document is issued by the Company subject to its General Conditions of Service printed overleaf, available on request or accessible at http://www.sgs.com.tw/Terms-and-Conditions and for electronic format documents, subject to Terms and Conditions for Electronic Documents at http://www.sgs.com.tw/Terms-and-Conditions. Attention is drawn to the limitation of liability, indemnification and jurisdiction issues defined therein. Any holder of this document is advised that information contained hereon reflects the Company's findings at the time of its intervention only and within the limits of Client's instructions, if any. The Company's sole responsibility is to its Client and this document does not exonerate parties to a transaction from exercising all their rights and obligations under the transaction documents. This document cannot be reproduced except in full, without prior written approval of the Company. Any unauthorized alteration, forgery or falsification of the content or appearance of this document is unlawful and offenders may be prosecuted to the fullest extent of the law.

Tx 2						
Band	Mode	Channel	Frequency (MHz)	Data Rate	Max. Rated Avg. Power + Max. Tolerance (dBm)	Average power (dBm)
5.6GHz	802.11a	100	5500	6Mbps	16.00	15.97
		120	5600		18.00	17.88
		140	5700		16.00	15.95
		144	5720		18.00	17.98
	802.11n20-HT0	100	5500	MCS0	16.00	15.82
		120	5600		17.50	17.26
		140	5700		16.00	15.72
		144	5720		17.50	17.19
	802.11ac20-VHT0	100	5500	MCS0	16.00	15.79
		120	5600		17.50	17.35
		140	5700		16.00	15.82
		144	5720		17.50	17.33
	802.11ax20-HE0	100	5500	MCS0	16.00	15.89
		120	5600		17.50	17.26
		140	5700		16.00	15.80
		144	5720		17.50	17.25
	802.11n40-HT0	102	5510	MCS0	15.50	15.23
		118	5590		17.00	16.77
		134	5670		15.50	15.21
		142	5710		17.00	16.73
	802.11ac40-VHT0	102	5510	MCS0	15.50	15.24
		118	5590		17.00	16.72
		134	5670		15.50	15.18
		142	5710		17.00	16.77
	802.11ax40-HE0	102	5510	MCS0	15.50	15.31
		118	5590		17.00	16.77
		134	5670		15.50	15.30
		142	5710		17.00	16.76
	802.11ac80-VHT0	106	5530	MCS0	15.00	14.77
		122	5610		15.00	14.90
		138	5690		16.50	16.32
	802.11ax80-HE0	106	5530	MCS0	15.00	14.78
		122	5610		15.00	14.77
		138	5690		16.50	16.29
	802.11ac160-VHT0	114	5570	MCS0	14.00	13.81
	802.11ax160-HE0	114	5570	MCS0	14.00	13.72

Unless otherwise stated the results shown in this test report refer only to the sample(s) tested and such sample(s) are retained for 90 days only.
除非另有說明，此報告結果僅對測試之樣品負責，同時此樣品僅保留90天。本報告未經本公司書面許可，不可部份複製。
This document is issued by the Company subject to its General Conditions of Service printed overleaf, available on request or accessible at http://www.sgs.com.tw/Terms-and-Conditions and for electronic format documents, subject to Terms and Conditions for Electronic Documents at http://www.sgs.com.tw/Terms-and-Conditions. Attention is drawn to the limitation of liability, indemnification and jurisdiction issues defined therein. Any holder of this document is advised that information contained hereon reflects the Company's findings at the time of its intervention only and within the limits of Client's instructions, if any. The Company's sole responsibility is to its Client and this document does not exonerate parties to a transaction from exercising all their rights and obligations under the transaction documents. This document cannot be reproduced except in full, without prior written approval of the Company. Any unauthorized alteration, forgery or falsification of the content or appearance of this document is unlawful and offenders may be prosecuted to the fullest extent of the law.

Tx 2						
Mode	Mode	Channel	Frequency (MHz)	Data Rate	Max. Rated Avg. Power + Max. Tolerance (dBm)	Average power (dBm)
5.8GHz	802.11a	149	5745	6Mbps	18.00	17.82
		157	5785		18.00	17.96
		165	5825		18.00	17.99
	802.11n20-HT0	149	5745	MCS0	17.50	17.42
		157	5785		17.50	17.33
		165	5825		17.50	17.34
	802.11ac20-VHT0	149	5745	MCS0	17.50	17.38
		157	5785		17.50	17.34
		165	5825		17.50	17.39
	802.11ax20-HE0	149	5745	MCS0	17.50	17.17
		157	5785		17.50	17.33
		165	5825		17.50	17.30
	802.11n40-HT0	151	5755	MCS0	17.00	16.66
		159	5795		17.00	16.76
	802.11ac40-VHT0	151	5755	MCS0	17.00	16.78
		159	5795		17.00	16.73
	802.11ax40-HE0	151	5755	MCS0	17.00	16.79
		159	5795		17.00	16.69
	802.11ac80-VHT0	155	5775	MCS0	16.50	16.38
	802.11ax80-HE0	155	5775	MCS0	16.50	16.36

Unless otherwise stated the results shown in this test report refer only to the sample(s) tested and such sample(s) are retained for 90 days only.
除非另有說明，此報告結果僅對測試之樣品負責，同時此樣品僅保留90天。本報告未經本公司書面許可，不可部份複製。
This document is issued by the Company subject to its General Conditions of Service printed overleaf, available on request or accessible at http://www.sgs.com.tw/Terms-and-Conditions and for electronic format documents, subject to Terms and Conditions for Electronic Documents at http://www.sgs.com.tw/Terms-and-Conditions. Attention is drawn to the limitation of liability, indemnification and jurisdiction issues defined therein. Any holder of this document is advised that information contained hereon reflects the Company's findings at the time of its intervention only and within the limits of Client's instructions, if any. The Company's sole responsibility is to its Client and this document does not exonerate parties to a transaction from exercising all their rights and obligations under the transaction documents. This document cannot be reproduced except in full, without prior written approval of the Company. Any unauthorized alteration, forgery or falsification of the content or appearance of this document is unlawful and offenders may be prosecuted to the fullest extent of the law.

WIFI 6E power:

Tx 1						
Band	Mode	Channel	Frequency (MHz)	Data Rate	Max. Rated Avg. Power + Max. Tolerance (dBm)	Average power (dBm)
U-NII-5 6.2GHz	802.11a	1	5955	6Mbps	1.50	1.25
		45	6175		1.50	1.34
		93	6415		1.50	1.45
	802.11ax20-HE0	1	5955	MCS0	2.50	2.38
		45	6175		2.50	2.35
		93	6415		2.50	2.23
	802.11ax40-HE0	3	5985	MCS0	5.50	5.31
		43	6165		5.50	5.31
		91	6405		5.50	5.30
	802.11ax80-HE0	7	5985	MCS0	8.50	8.28
		39	6145		8.50	8.31
		87	6385		8.50	8.33
	802.11ax160-HE0	15	6025	MCS0	9.00	8.80
		47	6185		9.00	8.72
		79	6345		9.00	8.75
U-NII-6 6.5GHz	802.11a	97	6435	6Mbps	1.50	1.30
		105	6475		1.50	1.24
		113	6515		1.50	1.30
	802.11ax20-HE0	97	6435	MCS0	2.50	2.25
		105	6475		2.50	2.31
		113	6515		2.50	2.33
	802.11ax40-HE0	99	6445	MCS0	5.50	5.25
		107	6485		5.50	5.33
	802.11ax80-HE0	103	6465	MCS0	8.50	8.37
		119	6545		8.50	8.32
	802.11ax160-HE0	111	6505	MCS0	9.00	8.94
U-NII-7 6.7GHz	802.11a	117	6535	6Mbps	1.50	1.31
		149	6695		1.50	1.36
		181	6855		1.50	1.38
	802.11ax20-HE0	117	6535	MCS0	2.50	2.39
		149	6695		2.50	2.33
		181	6855		2.50	2.35
	802.11ax40-HE0	115	6525	MCS0	5.50	5.32
		147	6685		5.50	5.39
		179	6845		5.50	5.22
	802.11ax80-HE0	135	6625	MCS0	8.50	8.36
		151	6705		8.50	8.38
		167	6785		8.50	8.31
	802.11ax160-HE0	143	6665	MCS0	9.00	8.86
		175	6825		9.00	8.90
U-NII-8 7.0GHz	802.11a	185	6875	6Mbps	1.50	1.36
		209	6995		1.50	1.31
		233	7115		1.50	1.39
	802.11ax20-HE0	185	6875	MCS0	2.50	2.34
		209	6995		2.50	2.36
		233	7115		2.50	2.30
	802.11ax40-HE0	187	6885	MCS0	5.50	5.26
		227	7085		5.50	5.42
	802.11ax80-HE0	183	6865	MCS0	8.50	8.33
		199	6945		8.50	8.32
		215	7025		8.50	8.21
	802.11ax160-HE0	207	6985	MCS0	9.00	8.84

Unless otherwise stated the results shown in this test report refer only to the sample(s) tested and such sample(s) are retained for 90 days only.
除非另有說明，此報告結果僅對測試之樣品負責，同時此樣品僅保留90天。本報告未經本公司書面許可，不可部份複製。
This document is issued by the Company subject to its General Conditions of Service printed overleaf, available on request or accessible at http://www.sgs.com.tw/Terms-and-Conditions and for electronic format documents, subject to Terms and Conditions for Electronic Documents at http://www.sgs.com.tw/Terms-and-Conditions. Attention is drawn to the limitation of liability, indemnification and jurisdiction issues defined therein. Any holder of this document is advised that information contained hereon reflects the Company's findings at the time of its intervention only and within the limits of Client's instructions, if any. The Company's sole responsibility is to its Client and this document does not exonerate parties to a transaction from exercising all their rights and obligations under the transaction documents. This document cannot be reproduced except in full, without prior written approval of the Company. Any unauthorized alteration, forgery or falsification of the content or appearance of this document is unlawful and offenders may be prosecuted to the fullest extent of the law.

Tx 2						
Band	Mode	Channel	Frequency (MHz)	Data Rate	Max. Rated Avg. Power + Max. Tolerance (dBm)	Average power (dBm)
U-NII-5 6.2GHz	802.11a	1	5955	6Mbps	1.50	1.34
		45	6175		1.50	1.36
		93	6415		1.50	1.39
	802.11ax20-HE0	1	5955	MCS0	2.50	2.35
		45	6175		2.50	2.39
		93	6415		2.50	2.42
	802.11ax40-HE0	3	5985	MCS0	5.50	5.35
		43	6165		5.50	5.36
		91	6405		5.50	5.24
	802.11ax80-HE0	7	5985	MCS0	8.50	8.37
		39	6145		8.50	8.39
		87	6385		8.50	8.34
	802.11ax160-HE0	15	6025	MCS0	9.00	8.97
		47	6185		9.00	8.99
		79	6345		9.00	8.58
U-NII-6 6.5GHz	802.11a	97	6435	6Mbps	1.50	1.36
		105	6475		1.50	1.26
		113	6515		1.50	1.32
	802.11ax20-HE0	97	6435	MCS0	2.50	2.38
		105	6475		2.50	2.29
		113	6515		2.50	2.44
	802.11ax40-HE0	99	6445	MCS0	5.50	5.33
		107	6485		5.50	5.40
	802.11ax80-HE0	103	6465	MCS0	8.50	8.31
		119	6545		8.50	8.34
	802.11ax160-HE0	111	6505	MCS0	9.00	8.75
U-NII-7 6.7GHz	802.11a	117	6535	6Mbps	1.50	1.32
		149	6695		1.50	1.29
		181	6855		1.50	1.32
	802.11ax20-HE0	117	6535	MCS0	2.50	2.33
		149	6695		2.50	2.31
		181	6855		2.50	2.39
	802.11ax40-HE0	115	6525	MCS0	5.50	5.34
		147	6685		5.50	5.36
		179	6845		5.50	5.25
	802.11ax80-HE0	135	6625	MCS0	8.50	8.32
		151	6705		8.50	8.31
		167	6785		8.50	8.22
	802.11ax160-HE0	143	6665	MCS0	9.00	8.77
		175	6825		9.00	8.51
U-NII-8 7.0GHz	802.11a	185	6875	6Mbps	1.50	1.39
		209	6995		1.50	1.33
		233	7115		1.50	1.22
	802.11ax20-HE0	185	6875	MCS0	2.50	2.30
		209	6995		2.50	2.31
		233	7115		2.50	2.36
	802.11ax40-HE0	187	6885	MCS0	5.50	5.40
		227	7085		5.50	5.42
	802.11ax80-HE0	183	6865	MCS0	8.50	8.34
		199	6945		8.50	8.43
		215	7025		8.50	8.26
	802.11ax160-HE0	207	6985	MCS0	9.00	8.68

Unless otherwise stated the results shown in this test report refer only to the sample(s) tested and such sample(s) are retained for 90 days only.
除非另有說明，此報告結果僅對測試之樣品負責，同時此樣品僅保留90天。本報告未經本公司書面許可，不可部份複製。
This document is issued by the Company subject to its General Conditions of Service printed overleaf, available on request or accessible at http://www.sgs.com.tw/Terms-and-Conditions and for electronic format documents, subject to Terms and Conditions for Electronic Documents at http://www.sgs.com.tw/Terms-and-Conditions. Attention is drawn to the limitation of liability, indemnification and jurisdiction issues defined therein. Any holder of this document is advised that information contained hereon reflects the Company's findings at the time of its intervention only and within the limits of Client's instructions, if any. The Company's sole responsibility is to its Client and this document does not exonerate parties to a transaction from exercising all their rights and obligations under the transaction documents. This document cannot be reproduced except in full, without prior written approval of the Company. Any unauthorized alteration, forgery or falsification of the content or appearance of this document is unlawful and offenders may be prosecuted to the fullest extent of the law.

Bluetooth conducted power table:

Mode	Channel	Frequency (MHz)	1Mbps		2Mbps		3Mbps	
			Max. Rated Avg. Power + Max. Tolerance (dBm)	Average power (dBm)	Max. Rated Avg. Power + Max. Tolerance (dBm)	Average power (dBm)	Max. Rated Avg. Power + Max. Tolerance (dBm)	Average power (dBm)
BR/EDR	CH 00	2402	14.00	13.93	10.00	9.95	10.00	9.93
	CH 39	2441		13.21		9.09		9.03
	CH 78	2480		12.65		8.86		8.85

Mode	Channel	Frequency (MHz)	GFSK	
			Max. Rated Avg.Power + Max. Tolerance (dBm)	Average Output Power (dBm)
BLE_1M	CH 00	2402	5	3.24
	CH 19	2440		3.65
	CH 39	2480		3.73

Mode	Channel	Frequency (MHz)	GFSK	
			Max. Rated Avg.Power + Max. Tolerance (dBm)	Average Output Power (dBm)
BLE_2M	CH 00	2402	5	3.13
	CH 19	2440		3.48
	CH 39	2480		3.56

Unless otherwise stated the results shown in this test report refer only to the sample(s) tested and such sample(s) are retained for 90 days only.
除非另有說明，此報告結果僅對測試之樣品負責，同時此樣品僅保留90天。本報告未經本公司書面許可，不可部份複製。
This document is issued by the Company subject to its General Conditions of Service printed overleaf, available on request or accessible at http://www.sgs.com.tw/Terms-and-Conditions and for electronic format documents, subject to Terms and Conditions for Electronic Documents at http://www.sgs.com.tw/Terms-and-Conditions. Attention is drawn to the limitation of liability, indemnification and jurisdiction issues defined therein. Any holder of this document is advised that information contained hereon reflects the Company's findings at the time of its intervention only and within the limits of Client's instructions, if any. The Company's sole responsibility is to its Client and this document does not exonerate parties to a transaction from exercising all their rights and obligations under the transaction documents. This document cannot be reproduced except in full, without prior written approval of the Company. Any unauthorized alteration, forgery or falsification of the content or appearance of this document is unlawful and offenders may be prosecuted to the fullest extent of the law.

2.4G b duty
(1.348/1.437=0.938) Scaling Factor=1.066

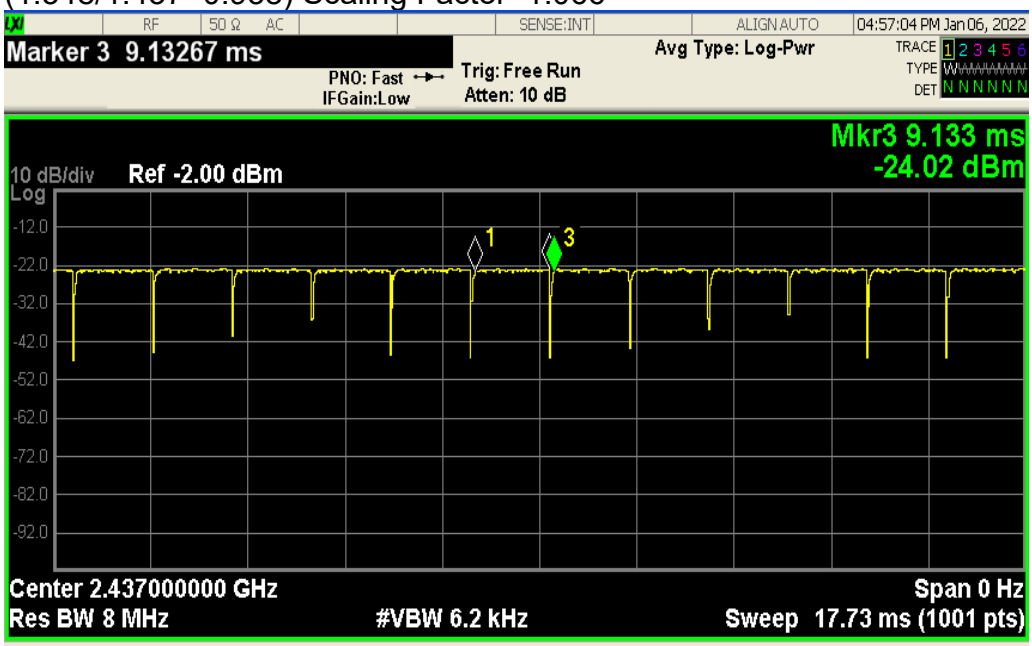

MKR	MODE	TRC	SCL	X	Y	FUNCTION	FUNCTION WIDTH	FUNCTION VALUE
1	N	1	t	7.696 ms	-23.96 dBm			
2	N	1	t	9.044 ms	-23.34 dBm			
3	N	1	t	9.133 ms	-24.02 dBm			
4								
5								

Unless otherwise stated the results shown in this test report refer only to the sample(s) tested and such sample(s) are retained for 90 days only.
除非另有說明，此報告結果僅對測試之樣品負責，同時此樣品僅保留90天。本報告未經本公司書面許可，不可部份複製。
This document is issued by the Company subject to its General Conditions of Service printed overleaf, available on request or accessible at http://www.sgs.com.tw/Terms-and-Conditions and for electronic format documents, subject to Terms and Conditions for Electronic Documents at http://www.sgs.com.tw/Terms-and-Conditions. Attention is drawn to the limitation of liability, indemnification and jurisdiction issues defined therein. Any holder of this document is advised that information contained hereon reflects the Company's findings at the time of its intervention only and within the limits of Client's instructions, if any. The Company's sole responsibility is to its Client and this document does not exonerate parties to a transaction from exercising all their rights and obligations under the transaction documents. This document cannot be reproduced except in full, without prior written approval of the Company. Any unauthorized alteration, forgery or falsification of the content or appearance of this document is unlawful and offenders may be prosecuted to the fullest extent of the law.

5G a duty
(1.891/1.981=0.955) Scaling Factor=1.047

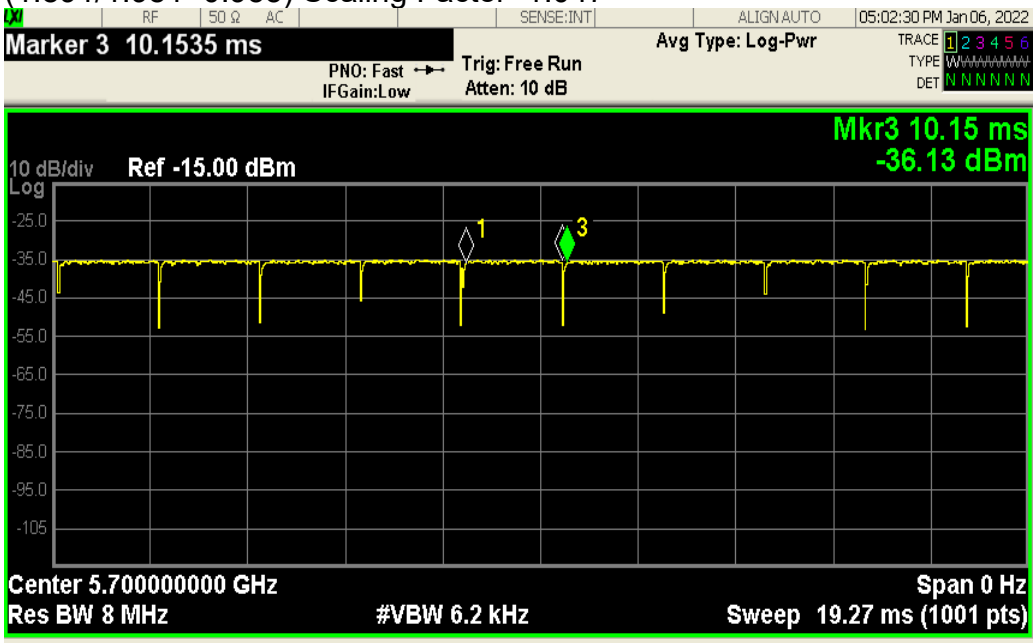

MKR	MODE	TRC	SCL	X	Y	FUNCTION	FUNCTION WIDTH	FUNCTION VALUE
1	N	1	t	8.169 ms	-36.31 dBm			
2	N	1	t	10.06 ms	-35.76 dBm			
3	N	1	t	10.15 ms	-36.13 dBm			
4								
5								

Unless otherwise stated the results shown in this test report refer only to the sample(s) tested and such sample(s) are retained for 90 days only.
除非另有說明，此報告結果僅對測試之樣品負責，同時此樣品僅保留90天。本報告未經本公司書面許可，不可部份複製。
This document is issued by the Company subject to its General Conditions of Service printed overleaf, available on request or accessible at http://www.sgs.com.tw/Terms-and-Conditions and for electronic format documents, subject to Terms and Conditions for Electronic Documents at http://www.sgs.com.tw/Terms-and-Conditions. Attention is drawn to the limitation of liability, indemnification and jurisdiction issues defined therein. Any holder of this document is advised that information contained hereon reflects the Company's findings at the time of its intervention only and within the limits of Client's instructions, if any. The Company's sole responsibility is to its Client and this document does not exonerate parties to a transaction from exercising all their rights and obligations under the transaction documents. This document cannot be reproduced except in full, without prior written approval of the Company. Any unauthorized alteration, forgery or falsification of the content or appearance of this document is unlawful and offenders may be prosecuted to the fullest extent of the law.

5G n40 duty
(5.297/5.387=0.984) Scaling Factor=1.016

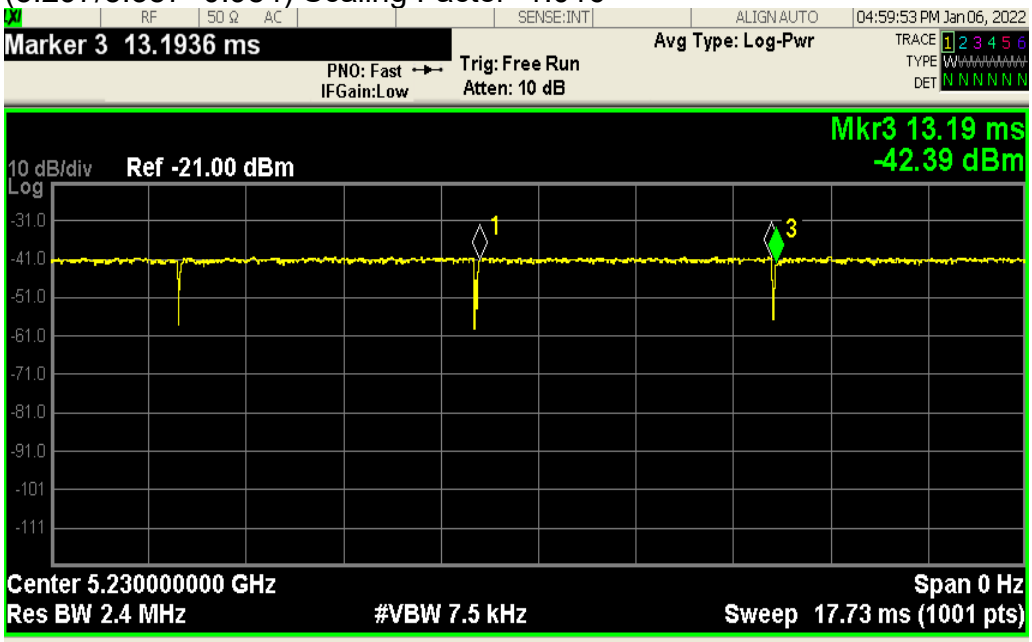

MKR	MODE	TRC	SCL	X	Y	FUNCTION	FUNCTION WIDTH	FUNCTION VALUE
1	N	1	t	7.803 ms	-41.56 dBm			
2	N	1	t	13.10 ms	-40.87 dBm			
3	N	1	t	13.19 ms	-42.39 dBm			
4								
5								

Unless otherwise stated the results shown in this test report refer only to the sample(s) tested and such sample(s) are retained for 90 days only.
除非另有說明，此報告結果僅對測試之樣品負責，同時此樣品僅保留90天。本報告未經本公司書面許可，不可部份複製。
This document is issued by the Company subject to its General Conditions of Service printed overleaf, available on request or accessible at http://www.sgs.com.tw/Terms-and-Conditions and for electronic format documents, subject to Terms and Conditions for Electronic Documents at http://www.sgs.com.tw/Terms-and-Conditions. Attention is drawn to the limitation of liability, indemnification and jurisdiction issues defined therein. Any holder of this document is advised that information contained hereon reflects the Company's findings at the time of its intervention only and within the limits of Client's instructions, if any. The Company's sole responsibility is to its Client and this document does not exonerate parties to a transaction from exercising all their rights and obligations under the transaction documents. This document cannot be reproduced except in full, without prior written approval of the Company. Any unauthorized alteration, forgery or falsification of the content or appearance of this document is unlawful and offenders may be prosecuted to the fullest extent of the law.

6E ax160 duty
(2.135/2.235=0.955) Scaling Factor=1.047

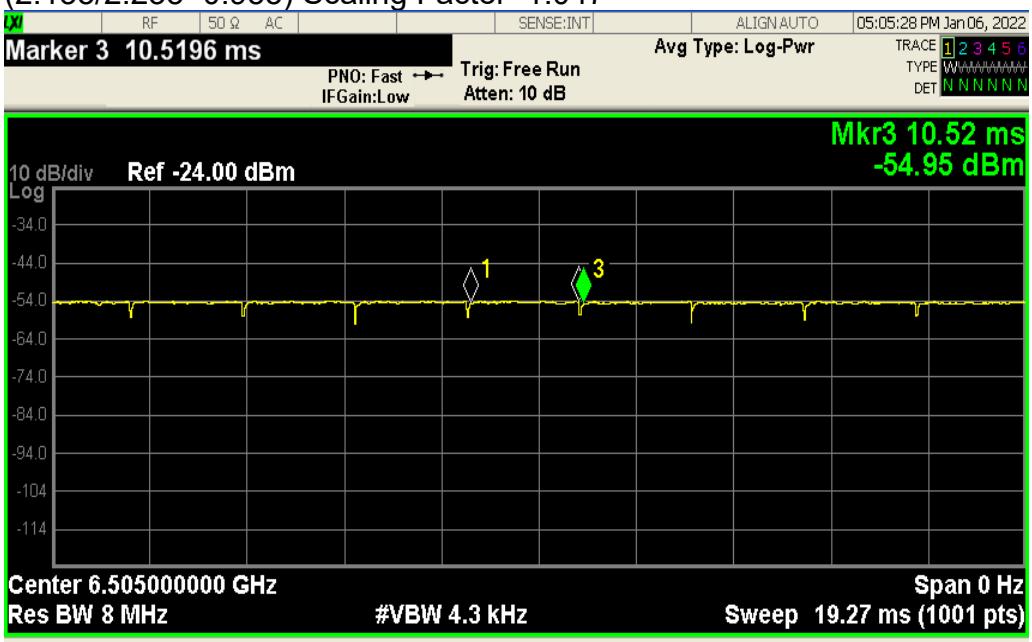

MKR	MODE	TRC	SCL	X	Y	FUNCTION	FUNCTION WIDTH	FUNCTION VALUE
1	N	1	t	8.285 ms	-54.88 dBm			
2	N	1	t	10.42 ms	-54.44 dBm			
3	N	1	t	10.52 ms	-54.95 dBm			
4								
5								

Unless otherwise stated the results shown in this test report refer only to the sample(s) tested and such sample(s) are retained for 90 days only.
除非另有說明，此報告結果僅對測試之樣品負責，同時此樣品僅保留90天。本報告未經本公司書面許可，不可部份複製。
This document is issued by the Company subject to its General Conditions of Service printed overleaf, available on request or accessible at http://www.sgs.com.tw/Terms-and-Conditions and for electronic format documents, subject to Terms and Conditions for Electronic Documents at http://www.sgs.com.tw/Terms-and-Conditions. Attention is drawn to the limitation of liability, indemnification and jurisdiction issues defined therein. Any holder of this document is advised that information contained hereon reflects the Company's findings at the time of its intervention only and within the limits of Client's instructions, if any. The Company's sole responsibility is to its Client and this document does not exonerate parties to a transaction from exercising all their rights and obligations under the transaction documents. This document cannot be reproduced except in full, without prior written approval of the Company. Any unauthorized alteration, forgery or falsification of the content or appearance of this document is unlawful and offenders may be prosecuted to the fullest extent of the law.

BT duty
(2.83/3.76=0.753) Scaling Factor=1.328

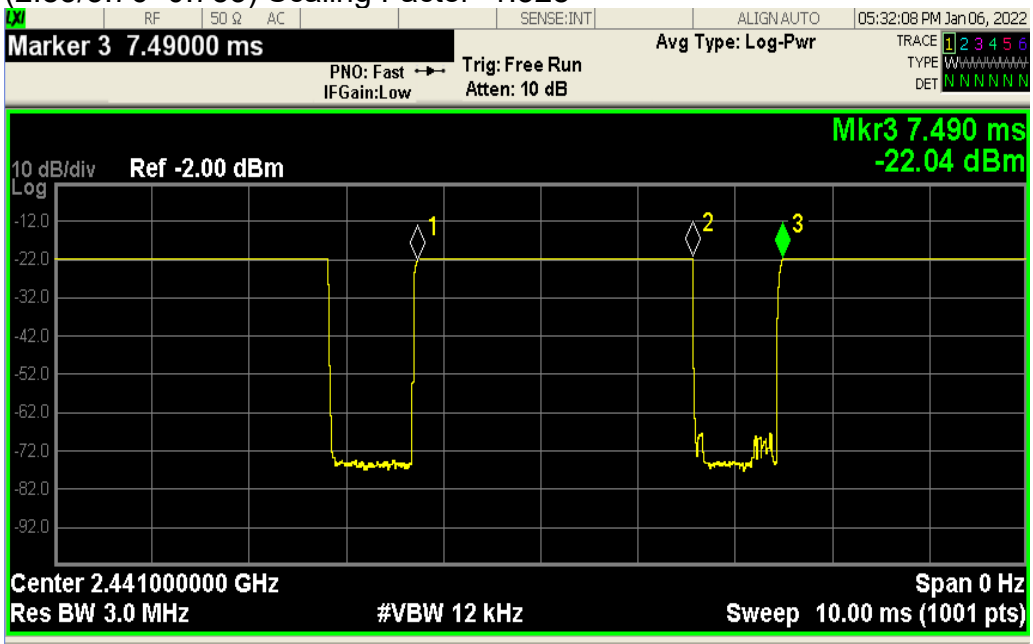

MKR	MODE	TRC	SCL	X	Y	FUNCTION	FUNCTION WIDTH	FUNCTION VALUE
1	N	1	t	3.730 ms	-22.50 dBm			
2	N	1	t	6.560 ms	-21.71 dBm			
3	N	1	t	7.490 ms	-22.04 dBm			
4								
5								

Unless otherwise stated the results shown in this test report refer only to the sample(s) tested and such sample(s) are retained for 90 days only.
除非另有說明，此報告結果僅對測試之樣品負責，同時此樣品僅保留90天。本報告未經本公司書面許可，不可部份複製。
This document is issued by the Company subject to its General Conditions of Service printed overleaf, available on request or accessible at http://www.sgs.com.tw/Terms-and-Conditions and for electronic format documents, subject to Terms and Conditions for Electronic Documents at http://www.sgs.com.tw/Terms-and-Conditions. Attention is drawn to the limitation of liability, indemnification and jurisdiction issues defined therein. Any holder of this document is advised that information contained hereon reflects the Company's findings at the time of its intervention only and within the limits of Client's instructions, if any. The Company's sole responsibility is to its Client and this document does not exonerate parties to a transaction from exercising all their rights and obligations under the transaction documents. This document cannot be reproduced except in full, without prior written approval of the Company. Any unauthorized alteration, forgery or falsification of the content or appearance of this document is unlawful and offenders may be prosecuted to the fullest extent of the law.

1.4 Test Environment

Ambient Temperature: 22±2° C
Tissue Simulating Liquid: 22±2° C

1.5 Operation Description

1. An initial test configuration is determined for OFDM transmission modes according to the channel bandwidth, modulation and data rate combination(s) with the highest maximum output power specified for production units in each standalone and aggregated frequency band.
2. SAR is measured using the highest measured maximum output power channel. When the reported SAR of the initial test configuration is > 0.8 W/kg, SAR measurement is required for the subsequent next highest measured output power channel(s) in the initial test configuration until the reported SAR is ≤ 1.2 W/kg or all required channels are tested.
3. Since the highest reported SAR for the initial test configuration is adjusted by the ratio of the subsequent test configuration to initial test configuration specified maximum output power and the adjusted SAR is ≤ 1.2 W/kg, SAR is not required for subsequent test configuration.
4. Per 201904 TCBC workshops, general principles of FCC KDB Publication 248227 D01 can be applied to determine the SAR Initial Test Configurations and test reduction for 802.11ax SAR testing.
5. In applying the test guidance, the IEEE 802.11 mode with the maximum output power (out of all modes) should be considered for testing. For modes with the same maximum output power, the guidance from section 5.3.2 a) of FCC KDB Publication 248227 D01 should be applied, with 802.11ax being considered as the highest 802.11 mode for the appropriate frequency bands
6. According to KDB865664 D01, SAR measurement variability must be assessed for each frequency band. When the original highest measured SAR is ≥ 0.8 W/kg, repeated that measurement once. Perform a second repeated measurement only if the ratio of largest to smallest SAR for the original and first repeated measurements is > 1.20 or when the original or repeated measurement is ≥ 1.45 W/kg (~10% from the 1-g SAR limit)
7. WIFI 6E of the device was configured to transmit continuously at the required data rate, channel bandwidth and signal modulation, using the highest transmission duty factor supported by the test mode tools.
8. Per October 2020 & April 2021 TCB Workshop Interim procedures and FCC guidance, start instead with a minimum of 5 test channels across the full band, then adapt and apply conducted power and SAR test reduction procedures of KDB Pub. 248227 v02r02.
9. WIFI 6E SAR is measured by using 6-7GHz parameters per IEC/IEEE62209-1528:2020 and report also estimated absorbed PD (for reference purposes only, not specifically for compliance).

Unless otherwise stated the results shown in this test report refer only to the sample(s) tested and such sample(s) are retained for 90 days only.
除非另有說明，此報告結果僅對測試之樣品負責，同時此樣品僅保留90天。本報告未經本公司書面許可，不可部份複製。
This document is issued by the Company subject to its General Conditions of Service printed overleaf, available on request or accessible at http://www.sgs.com.tw/Terms-and-Conditions and for electronic format documents, subject to Terms and Conditions for Electronic Documents at http://www.sgs.com.tw/Terms-and-Conditions. Attention is drawn to the limitation of liability, indemnification and jurisdiction issues defined therein. Any holder of this document is advised that information contained hereon reflects the Company's findings at the time of its intervention only and within the limits of Client's instructions, if any. The Company's sole responsibility is to its Client and this document does not exonerate parties to a transaction from exercising all their rights and obligations under the transaction documents. This document cannot be reproduced except in full, without prior written approval of the Company. Any unauthorized alteration, forgery or falsification of the content or appearance of this document is unlawful and offenders may be prosecuted to the fullest extent of the law.

10. For the highest SAR test configurations also measure incident PD (total) using mmW near-field probe and total-field/power-density reconstruction method.
11. The PD test was performed with a 2 mm separation between probe sensor and EUT bottom surface.
12. According to October 2020 TCB Workshop Interim procedures, power density results were scaled according to IEC 62479:2010 for the portion of the measurement uncertainty > 30%. Total expanded uncertainty of 2.67 dB (85%) was used to determine the psPD measurement scaling factor.
13. For laptop mode, SAR is not required because the distance between antenna and user is larger than 20cm. For tablet mode, SAR is measured with back and edges touch against the flat phantom.

Unless otherwise stated the results shown in this test report refer only to the sample(s) tested and such sample(s) are retained for 90 days only.
除非另有說明，此報告結果僅對測試之樣品負責，同時此樣品僅保留90天。本報告未經本公司書面許可，不可部份複製。
This document is issued by the Company subject to its General Conditions of Service printed overleaf, available on request or accessible at http://www.sgs.com.tw/Terms-and-Conditions and for electronic format documents, subject to Terms and Conditions for Electronic Documents at http://www.sgs.com.tw/Terms-and-Conditions. Attention is drawn to the limitation of liability, indemnification and jurisdiction issues defined therein. Any holder of this document is advised that information contained hereon reflects the Company's findings at the time of its intervention only and within the limits of Client's instructions, if any. The Company's sole responsibility is to its Client and this document does not exonerate parties to a transaction from exercising all their rights and obligations under the transaction documents. This document cannot be reproduced except in full, without prior written approval of the Company. Any unauthorized alteration, forgery or falsification of the content or appearance of this document is unlawful and offenders may be prosecuted to the fullest extent of the law.

1.6 EUT Testing Position

For laptop PC, according to KDB 616217 D04, SAR evaluation is required for the bottom surface of the keyboard. This EUT was tested in the base of EUT directly against the flat phantom. The required minimum test separation distance for incorporating transmitters and antennas into laptop computer display is determined with the display screen opened at an angle of 90° to the keyboard compartment.

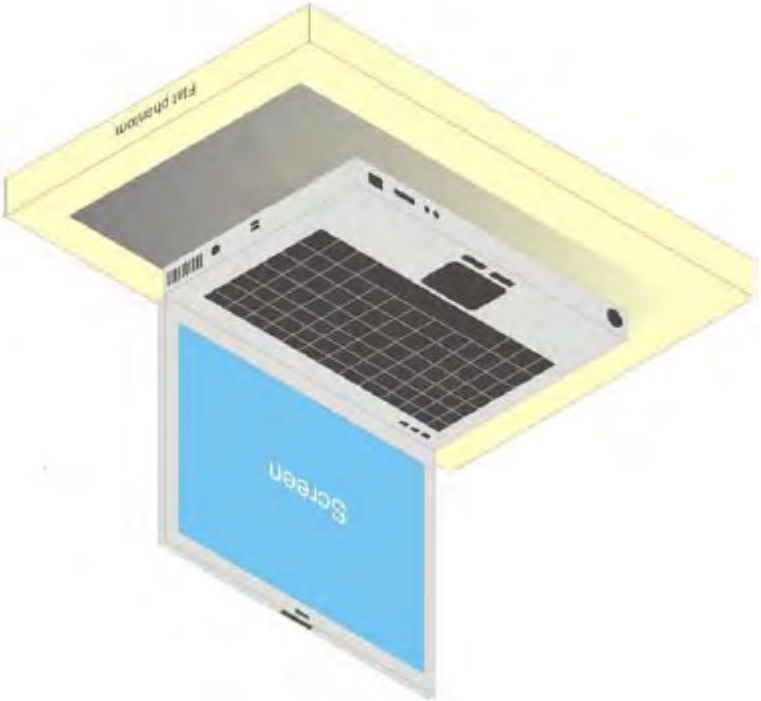

Illustration for Laptop Setup

Unless otherwise stated the results shown in this test report refer only to the sample(s) tested and such sample(s) are retained for 90 days only.
除非另有說明，此報告結果僅對測試之樣品負責，同時此樣品僅保留90天。本報告未經本公司書面許可，不可部份複製。
This document is issued by the Company subject to its General Conditions of Service printed overleaf, available on request or accessible at http://www.sgs.com.tw/Terms-and-Conditions and for electronic format documents, subject to Terms and Conditions for Electronic Documents at http://www.sgs.com.tw/Terms-and-Conditions. Attention is drawn to the limitation of liability, indemnification and jurisdiction issues defined therein. Any holder of this document is advised that information contained hereon reflects the Company's findings at the time of its intervention only and within the limits of Client's instructions, if any. The Company's sole responsibility is to its Client and this document does not exonerate parties to a transaction from exercising all their rights and obligations under the transaction documents. This document cannot be reproduced except in full, without prior written approval of the Company. Any unauthorized alteration, forgery or falsification of the content or appearance of this document is unlawful and offenders may be prosecuted to the fullest extent of the law.

For full-size tablet, according to KDB 616217 D04, SAR evaluation is required for back surface and edges of the devices. The back surface and edges of the tablet are tested with the tablet touching the phantom. Exposures from antennas through the front surface of the display section of a tablet are generally limited to the user's hands. Exposures to hands for typical consumer transmitters used in tablets are not expected to exceed the extremity SAR limit; therefore, SAR evaluation for the front surface of tablet display screens are generally not necessary. When voice mode is supported on a tablet and it is limited to speaker mode or headset operations only, additional SAR testing for this type of voice use is not required.

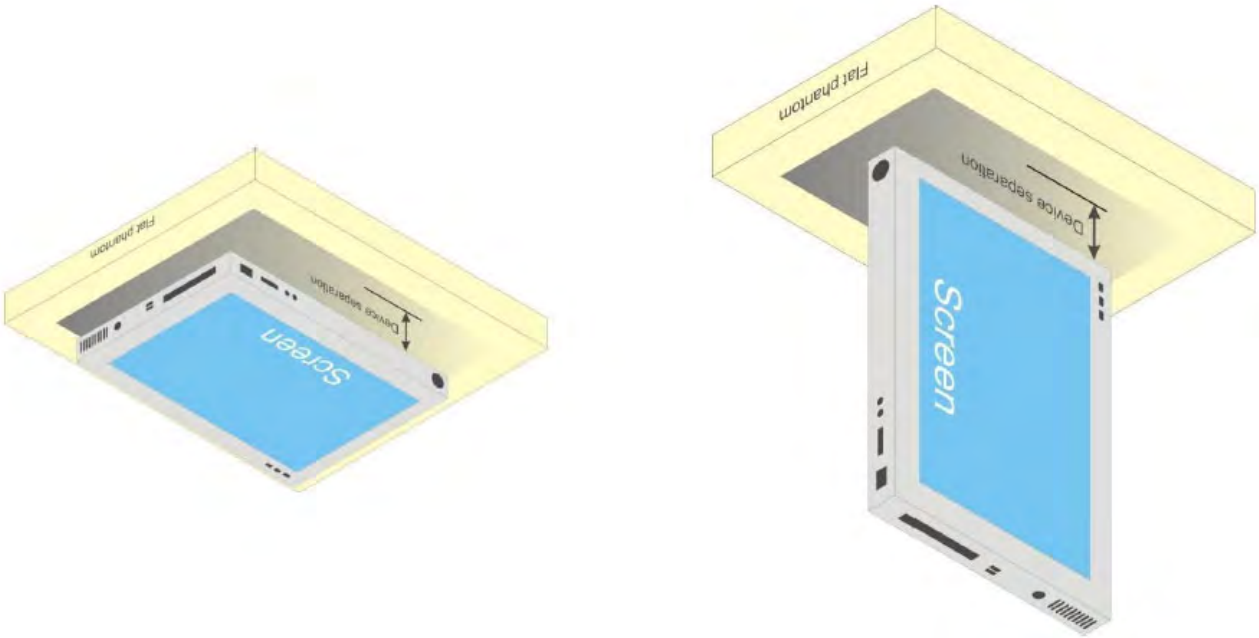

Illustration for Tablet Setup

Unless otherwise stated the results shown in this test report refer only to the sample(s) tested and such sample(s) are retained for 90 days only.
除非另有說明，此報告結果僅對測試之樣品負責，同時此樣品僅保留90天。本報告未經本公司書面許可，不可部份複製。
This document is issued by the Company subject to its General Conditions of Service printed overleaf, available on request or accessible at http://www.sgs.com.tw/Terms-and-Conditions and for electronic format documents, subject to Terms and Conditions for Electronic Documents at http://www.sgs.com.tw/Terms-and-Conditions. Attention is drawn to the limitation of liability, indemnification and jurisdiction issues defined therein. Any holder of this document is advised that information contained hereon reflects the Company's findings at the time of its intervention only and within the limits of Client's instructions, if any. The Company's sole responsibility is to its Client and this document does not exonerate parties to a transaction from exercising all their rights and obligations under the transaction documents. This document cannot be reproduced except in full, without prior written approval of the Company. Any unauthorized alteration, forgery or falsification of the content or appearance of this document is unlawful and offenders may be prosecuted to the fullest extent of the law.

1.7 Evaluation Procedures

The entire evaluation of the spatial peak values is performed within the Post-processing engine (SEMCAD). The system always gives the maximum values for the 1 g and 10 g cubes. The algorithm to find the cube with highest averaged SAR is divided into the following stages:

1. The extraction of the measured data (grid and values) from the Zoom Scan.
2. The calculation of the SAR value at every measurement point based on all stored data (A/D values and measurement parameters).
3. The generation of a high-resolution mesh within the measured volume.
4. The interpolation of all measured values from the measurement grid to the high-resolution grid.
5. The extrapolation of the entire 3-D field distribution to the phantom surface over the distance from sensor to surface.
6. The calculation of the averaged SAR within masses of 1g and 10g.

The probe is calibrated at the center of the dipole sensors that is located 1 to 2.7mm away from the probe tip. During measurements, the probe stops shortly above the phantom surface, depending on the probe and the surface detecting system. Both distances are included as parameters in the probe configuration file. The software always knows exactly how far away the measured point is from the surface. As the probe cannot directly measure at the surface, the values between the deepest measured point and the surface must be extrapolated. The angle between the probe axis and the surface normal line is less than 30 degree.

In the Area Scan, the gradient of the interpolation function is evaluated to find all the extreme of the SAR distribution. The uncertainty on the locations of the extreme is less than 1/20 of the grid size. Only local maximum within –2 dB of the global maximum are searched and passed for the Cube Scan measurement. In the Cube Scan, the interpolation function is used to extrapolate the Peak SAR from the lowest measurement points to the inner phantom surface (the extrapolation distance). The uncertainty increases with the extrapolation distance. To keep the uncertainty within 1% for the 1 g and 10 g cubes, the extrapolation distance should not be larger than 5mm.

The maximum search is automatically performed after each area scan measurement. It is based on splines in two or three dimensions. The procedure can find the maximum for most SAR distributions even with relatively large grid spacing. After the area scanning measurement, the probe is automatically moved to a position at the interpolated maximum. The following scan can directly use this position for reference, e.g., for a finer resolution grid or the cube evaluations. The 1g and 10g peak evaluations are only available for the predefined cube 7x7x7 scans.

The routines are verified and optimized for the grid dimensions used in these cube measurements. The measured volume of 30x30x30mm contains about 30g of tissue. The first procedure is an extrapolation (incl. Boundary correction) to get the points between the lowest measured plane and the surface. The next step uses 3D interpolation to get all points within the measured volume. In the last step, a 1g cube is placed numerically into the volume and its averaged SAR is calculated. This cube is

Unless otherwise stated the results shown in this test report refer only to the sample(s) tested and such sample(s) are retained for 90 days only.
除非另有說明，此報告結果僅對測試之樣品負責，同時此樣品僅保留90天。本報告未經本公司書面許可，不可部份複製。
This document is issued by the Company subject to its General Conditions of Service printed overleaf, available on request or accessible at http://www.sgs.com.tw/Terms-and-Conditions and for electronic format documents, subject to Terms and Conditions for Electronic Documents at http://www.sgs.com.tw/Terms-and-Conditions. Attention is drawn to the limitation of liability, indemnification and jurisdiction issues defined therein. Any holder of this document is advised that information contained hereon reflects the Company's findings at the time of its intervention only and within the limits of Client's instructions, if any. The Company's sole responsibility is to its Client and this document does not exonerate parties to a transaction from exercising all their rights and obligations under the transaction documents. This document cannot be reproduced except in full, without prior written approval of the Company. Any unauthorized alteration, forgery or falsification of the content or appearance of this document is unlawful and offenders may be prosecuted to the fullest extent of the law.

the moved around until the highest averaged SAR is found.
If the highest SAR is found at the edge of the measured volume, the system will issue a warning: higher SAR values might be found outside of the measured volume. In that case the cube measurement can be repeated, using the new interpolated maximum as the center.

Unless otherwise stated the results shown in this test report refer only to the sample(s) tested and such sample(s) are retained for 90 days only.
除非另有說明，此報告結果僅對測試之樣品負責，同時此樣品僅保留90天。本報告未經本公司書面許可，不可部份複製。
This document is issued by the Company subject to its General Conditions of Service printed overleaf, available on request or accessible at http://www.sgs.com.tw/Terms-and-Conditions and for electronic format documents, subject to Terms and Conditions for Electronic Documents at http://www.sgs.com.tw/Terms-and-Conditions. Attention is drawn to the limitation of liability, indemnification and jurisdiction issues defined therein. Any holder of this document is advised that information contained hereon reflects the Company's findings at the time of its intervention only and within the limits of Client's instructions, if any. The Company's sole responsibility is to its Client and this document does not exonerate parties to a transaction from exercising all their rights and obligations under the transaction documents. This document cannot be reproduced except in full, without prior written approval of the Company. Any unauthorized alteration, forgery or falsification of the content or appearance of this document is unlawful and offenders may be prosecuted to the fullest extent of the law.
SGS Taiwan Ltd. 台灣檢驗科技股份有限公司
No.134,Wu Kung Road, New Taipei Industrial Park, Wuku District, New Taipei City, Taiwan/新北市五股區新北產業園區五工路 134 號
t (886-2) 2299-3279 f (886-2) 2298-0488 www.sgs.com.tw
Member of SGS Group

1.8 Probe Calibration Procedures

For the calibration of E-field probes in lossy liquids, an electric field with an accurately known field strength must be produced within the measured liquid. For standardization purposes it would be desirable if all measurements which are necessary to assess the correct field strength would be traceable to standardized measurement procedures. In the following two different calibration techniques are summarized:

1.8.1 Transfer Calibration with Temperature Probes

In lossy liquids the specific absorption rate (SAR) is related both to the electric field (E) and the temperature gradient ($\delta T / \delta t$) in the liquid.

$$SAR = C\frac{\delta T}{\delta t},$$

Whereby σ is the conductivity, ρ the density and c the heat capacity of the liquid.

Hence, the electric field in lossy liquid can be measured indirectly by measuring the temperature gradient in the liquid. Non-disturbing temperature probes (optical probes or thermistor probes with resistive lines) with high spatial resolution (<1-2 mm) and fast reaction time (<1 s) are available and can be easily calibrated with high precision [1]. The setup and the exciting source have no influence on the calibration; only the relative positioning uncertainties of the standard temperature probe and the E-field probe to be calibrated must be considered. However, several problems limit the available accuracy of probe calibrations with temperature probes:

1. The temperature gradient is not directly measurable but must be evaluated from temperature measurements at different time steps. Special precaution is necessary to avoid measurement errors caused by temperature gradients due to energy equalizing effects or convection currents in the liquid. Such effects cannot be completely avoided, as the measured field itself destroys the thermal equilibrium in the liquid. With a careful setup these errors can be kept

Unless otherwise stated the results shown in this test report refer only to the sample(s) tested and such sample(s) are retained for 90 days only.
除非另有說明，此報告結果僅對測試之樣品負責，同時此樣品僅保留90天。本報告未經本公司書面許可，不可部份複製。
This document is issued by the Company subject to its General Conditions of Service printed overleaf, available on request or accessible at http://www.sgs.com.tw/Terms-and-Conditions and for electronic format documents, subject to Terms and Conditions for Electronic Documents at http://www.sgs.com.tw/Terms-and-Conditions. Attention is drawn to the limitation of liability, indemnification and jurisdiction issues defined therein. Any holder of this document is advised that information contained hereon reflects the Company's findings at the time of its intervention only and within the limits of Client's instructions, if any. The Company's sole responsibility is to its Client and this document does not exonerate parties to a transaction from exercising all their rights and obligations under the transaction documents. This document cannot be reproduced except in full, without prior written approval of the Company. Any unauthorized alteration, forgery or falsification of the content or appearance of this document is unlawful and offenders may be prosecuted to the fullest extent of the law.

small.

2. The measured volume around the temperature probe is not well defined. It is difficult to calculate the energy transfer from a surrounding gradient temperature field into the probe. These effects must be considered, since temperature probes are calibrated in liquid with homogeneous temperatures. There is no traceable standard for temperature rise measurements.
3. The calibration depends on the assessment of the specific density, the heat capacity and the conductivity of the medium. While the specific density and heat capacity can be measured accurately with standardized procedures (~ 2% for c; much better for ρ), there is no standard for the measurement of the conductivity. Depending on the method and liquid, the error can well exceed ±5%.
4. Temperature rise measurements are not very sensitive and therefore are often performed at a higher power level than the E-field measurements. The nonlinearities in the system (e.g., power measurements, different components, etc.) must be considered.

Considering these problems, the possible accuracy of the calibration of E-field probes with temperature gradient measurements in a carefully designed setup is about ±10% (RSS) [2]. Recently, a setup which is a combination of the waveguide techniques and the thermal measurements was presented in [3]. The estimated uncertainty of the setup is ±5% (RSS) when the same liquid is used for the calibration and for actual measurements and ±7-9% (RSS) when not, which is in good agreement with the estimates given in [2].

Unless otherwise stated the results shown in this test report refer only to the sample(s) tested and such sample(s) are retained for 90 days only.
除非另有說明，此報告結果僅對測試之樣品負責，同時此樣品僅保留90天。本報告未經本公司書面許可，不可部份複製。
This document is issued by the Company subject to its General Conditions of Service printed overleaf, available on request or accessible at http://www.sgs.com.tw/Terms-and-Conditions and for electronic format documents, subject to Terms and Conditions for Electronic Documents at http://www.sgs.com.tw/Terms-and-Conditions. Attention is drawn to the limitation of liability, indemnification and jurisdiction issues defined therein. Any holder of this document is advised that information contained hereon reflects the Company's findings at the time of its intervention only and within the limits of Client's instructions, if any. The Company's sole responsibility is to its Client and this document does not exonerate parties to a transaction from exercising all their rights and obligations under the transaction documents. This document cannot be reproduced except in full, without prior written approval of the Company. Any unauthorized alteration, forgery or falsification of the content or appearance of this document is unlawful and offenders may be prosecuted to the fullest extent of the law.

1.8.2 Calibration with Analytical Fields

In this method a technical setup is used in which the field can be calculated analytically from measurements of other physical magnitudes (e.g., input power). This corresponds to the standard field method for probe calibration in air; however, there is no standard defined for fields in lossy liquids.

When using calculated fields in lossy liquids for probe calibration, several points must be considered in the assessment of the uncertainty:

1. The setup must enable accurate determination of the incident power.
2. The accuracy of the calculated field strength will depend on the assessment of the dielectric parameters of the liquid.
3. Due to the small wavelength in liquids with high permittivity, even small setups might be above the resonant cutoff frequencies. The field distribution in the setup must be carefully checked for conformity with the theoretical field distribution.

References

(1) N. Kuster, Q. Balzano, and J.C. Lin, Eds., *Mobile Communications Safety*, Chapman & Hall, London, 1997.

(2) K. Meier, M. Burkhardt, T. Schmid, and N. Kuster, \Broadband calibration of E-field probes in lossy media", *IEEE Transactions on Microwave Theory and Techniques*, vol. 44, no. 10, pp. 1954{1962, Oct. 1996.

(3) K. Jokela, P. Hyysalo, and L. Puranen, \Calibration of specific absorption rate (SAR) probes in waveguide at 900 MHz", *IEEE Transactions on Instrumentation and Measurements*, vol. 47, no. 2, pp. 432{438, Apr. 1998.

Unless otherwise stated the results shown in this test report refer only to the sample(s) tested and such sample(s) are retained for 90 days only.
除非另有說明，此報告結果僅對測試之樣品負責，同時此樣品僅保留90天。本報告未經本公司書面許可，不可部份複製。
This document is issued by the Company subject to its General Conditions of Service printed overleaf, available on request or accessible at http://www.sgs.com.tw/Terms-and-Conditions and for electronic format documents, subject to Terms and Conditions for Electronic Documents at http://www.sgs.com.tw/Terms-and-Conditions. Attention is drawn to the limitation of liability, indemnification and jurisdiction issues defined therein. Any holder of this document is advised that information contained hereon reflects the Company's findings at the time of its intervention only and within the limits of Client's instructions, if any. The Company's sole responsibility is to its Client and this document does not exonerate parties to a transaction from exercising all their rights and obligations under the transaction documents. This document cannot be reproduced except in full, without prior written approval of the Company. Any unauthorized alteration, forgery or falsification of the content or appearance of this document is unlawful and offenders may be prosecuted to the fullest extent of the law.

1.9 SAR System Description and Setup

The DASY system used for performing compliance tests consists of the following items:

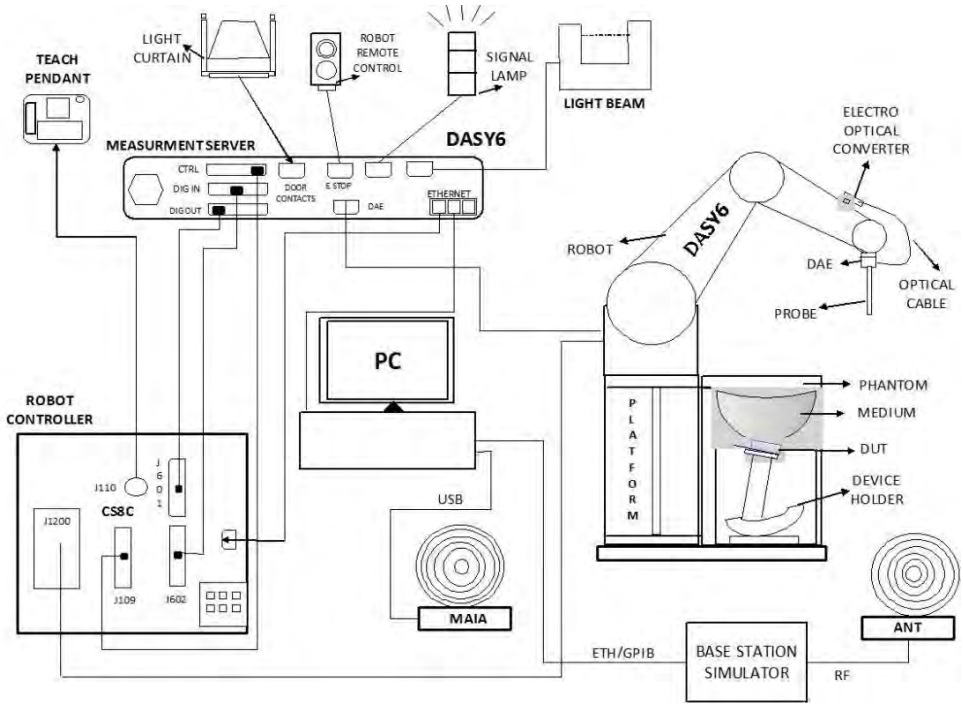

Fig. a A block diagram of the SAR measurement system

- A standard high precision 6-axis robot with controller, teach pendant and software. An arm extension for accommodating the data acquisition electronics (DAE).
- An isotropic Field probe optimized and calibrated for the targeted measurement.
- A data acquisition electronics (DAE) which performs the signal amplification, signal multiplexing, AD-conversion, offset measurements, mechanical surface detection, collision detection, etc. The unit is battery powered with standard or rechargeable batteries. The signal is optically transmitted to the EOC.
- The Electro-optical converter (EOC) performs the conversion from optical to electrical signals for the digital communication to the DAE. To use optical surface detection, a special version of the EOC is required. The EOC signal is transmitted to

Unless otherwise stated the results shown in this test report refer only to the sample(s) tested and such sample(s) are retained for 90 days only.
除非另有說明，此報告結果僅對測試之樣品負責，同時此樣品僅保留90天。本報告未經本公司書面許可，不可部份複製。
This document is issued by the Company subject to its General Conditions of Service printed overleaf, available on request or accessible at http://www.sgs.com.tw/Terms-and-Conditions and for electronic format documents, subject to Terms and Conditions for Electronic Documents at http://www.sgs.com.tw/Terms-and-Conditions. Attention is drawn to the limitation of liability, indemnification and jurisdiction issues defined therein. Any holder of this document is advised that information contained hereon reflects the Company's findings at the time of its intervention only and within the limits of Client's instructions, if any. The Company's sole responsibility is to its Client and this document does not exonerate parties to a transaction from exercising all their rights and obligations under the transaction documents. This document cannot be reproduced except in full, without prior written approval of the Company. Any unauthorized alteration, forgery or falsification of the content or appearance of this document is unlawful and offenders may be prosecuted to the fullest extent of the law.

the measurement server.

- The function of the measurement server is to perform the time critical tasks such as signal filtering, control of the robot operation and fast movement interrupts.
- The Light Beam used is for probe alignment. This improves the (absolute) accuracy of the probe positioning.
- A computer running Windows 10 and the DASY6 software.
- Remote control and teach pendant as well as additional circuitry for robot safety such as warning lamps, etc.
- The phantom, the device holder and other accessories according to the targeted measurement.

Unless otherwise stated the results shown in this test report refer only to the sample(s) tested and such sample(s) are retained for 90 days only.
除非另有說明，此報告結果僅對測試之樣品負責，同時此樣品僅保留90天。本報告未經本公司書面許可，不可部份複製。
This document is issued by the Company subject to its General Conditions of Service printed overleaf, available on request or accessible at http://www.sgs.com.tw/Terms-and-Conditions and for electronic format documents, subject to Terms and Conditions for Electronic Documents at http://www.sgs.com.tw/Terms-and-Conditions. Attention is drawn to the limitation of liability, indemnification and jurisdiction issues defined therein. Any holder of this document is advised that information contained hereon reflects the Company's findings at the time of its intervention only and within the limits of Client's instructions, if any. The Company's sole responsibility is to its Client and this document does not exonerate parties to a transaction from exercising all their rights and obligations under the transaction documents. This document cannot be reproduced except in full, without prior written approval of the Company. Any unauthorized alteration, forgery or falsification of the content or appearance of this document is unlawful and offenders may be prosecuted to the fullest extent of the law.

1.9.1 Power density measurement system

DASY6 system

Power density measurements for mmWave frequencies were performed using SPEAG DASY6 with cDASY6 5G module. The DASY6 included a high precision robotics system (Staubli), robot controller, desktop computer, near-field probe, probe alignment sensor, and the 5G phantom cover.

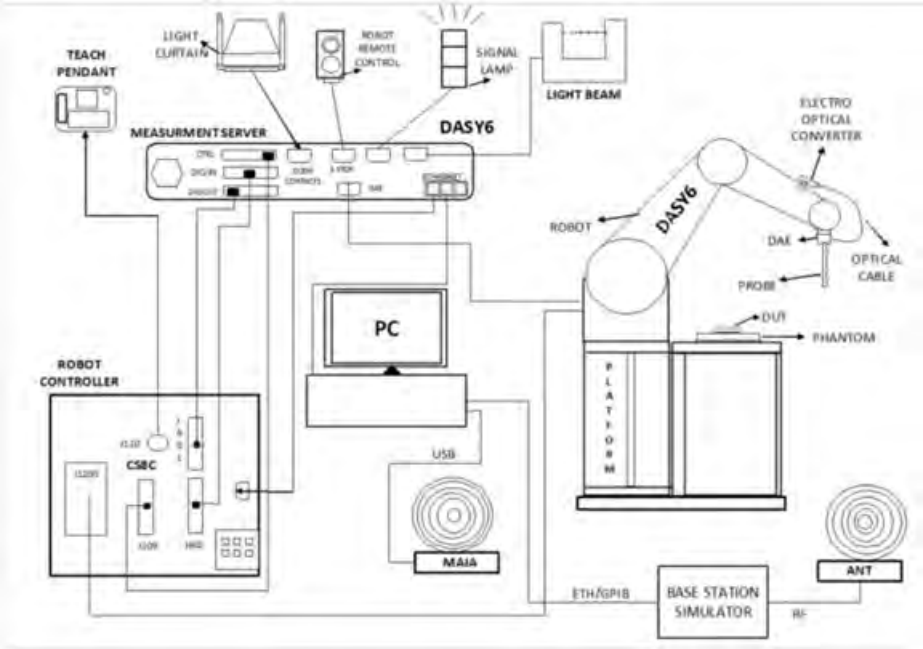

Fig-2.1 SPEAG DASY6 system

EUmmWVx probe

The EUmmWVx probe is based on the pseudo-vector probe design, which not only measures the field magnitude but also derives its polarization ellipse. The design entails two small 0.8mm dipole sensors mechanically protected by high-density foam, printed on both sides of a 0.9mm wide and 0.12mm thick glass substrate. The body of the probe is specifically constructed to minimize distortion by the scattered fields. The probe consist of two sensors with different angles (1 and 2) arranged in the same plane in the probe axis. Three or more measurements of the two sensors are taken for different probe rotational angles to derive the amplitude and polarization information. The probe design allows measurements at distances as small as 2mm from the sensors to the surface of the device under test (DUT). The typical sensor to probe tip distance is 1.5 mm. The exact distance is calibrated.

Unless otherwise stated the results shown in this test report refer only to the sample(s) tested and such sample(s) are retained for 90 days only.
除非另有說明，此報告結果僅對測試之樣品負責，同時此樣品僅保留90天。本報告未經本公司書面許可，不可部份複製。
This document is issued by the Company subject to its General Conditions of Service printed overleaf, available on request or accessible at http://www.sgs.com.tw/Terms-and-Conditions and for electronic format documents, subject to Terms and Conditions for Electronic Documents at http://www.sgs.com.tw/Terms-and-Conditions. Attention is drawn to the limitation of liability, indemnification and jurisdiction issues defined therein. Any holder of this document is advised that information contained hereon reflects the Company's findings at the time of its intervention only and within the limits of Client's instructions, if any. The Company's sole responsibility is to its Client and this document does not exonerate parties to a transaction from exercising all their rights and obligations under the transaction documents. This document cannot be reproduced except in full, without prior written approval of the Company. Any unauthorized alteration, forgery or falsification of the content or appearance of this document is unlawful and offenders may be prosecuted to the fullest extent of the law.

	Two dipoles optimally arranged to obtain pseudo-vector information.Minimum 3 measurements/ point, 120º rotated around probe axis. Sensors (0.8mm length) printed on glass substrate protected by high density foam.Low perturbation of the measured field. Requires positioner which can do accurate probe rotation.
Frequency Range	750 MHz – 110 GHz
Dynamic Range	< 20 V/m – 10,000 V/m with PRE-10 (min < 50 V/m - 3000 V/m)
Position Precision	< 0.2 mm (DASY6)
Dimensions	Overall length: 337 mm (tip: 20 mm) Tip diameter: encapsulation 8 mm (internal sensor < 1mm) Distance from probe tip to dipole centers: < 2 mm. Sensor displacement to probe's calibration point: < 0.3 mm
Applications 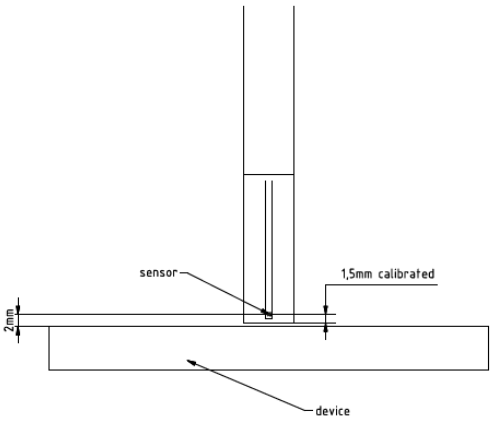	E-field measurements of 5G devices and other mm-wave transmitters operating above 10GHz in < 2 mm distance from device (free-space).Power density, H-field and far-field analysis using total field reconstruction (cDASY6 5G module required)
Compatibility	cDASY6 + 5G-Module SW1.0 and higher

Unless otherwise stated the results shown in this test report refer only to the sample(s) tested and such sample(s) are retained for 90 days only.
除非另有說明，此報告結果僅對測試之樣品負責，同時此樣品僅保留90天。本報告未經本公司書面許可，不可部份複製。
This document is issued by the Company subject to its General Conditions of Service printed overleaf, available on request or accessible at http://www.sgs.com.tw/Terms-and-Conditions and for electronic format documents, subject to Terms and Conditions for Electronic Documents at http://www.sgs.com.tw/Terms-and-Conditions. Attention is drawn to the limitation of liability, indemnification and jurisdiction issues defined therein. Any holder of this document is advised that information contained hereon reflects the Company's findings at the time of its intervention only and within the limits of Client's instructions, if any. The Company's sole responsibility is to its Client and this document does not exonerate parties to a transaction from exercising all their rights and obligations under the transaction documents. This document cannot be reproduced except in full, without prior written approval of the Company. Any unauthorized alteration, forgery or falsification of the content or appearance of this document is unlawful and offenders may be prosecuted to the fullest extent of the law.

1.9.2 SAR System Performance Check Results

The microwave circuit arrangement for system verification is sketched in Fig. b. The daily system accuracy verification occurs within the flat section of the SAM phantom. A SAR measurement was performed to see if the measured SAR was within +/- 10% (according to KDB865664D01) from the target SAR values.

These tests were done at 2450/5200/5300/5600/5800/6500/7000 MHz. The tests were conducted on the same days as the measurement of the DUT. The obtained results from the system accuracy verification are displayed in the table 1. During the tests, the liquid depth above the ear reference points was above 15 cm (≤3G) or 10 cm (>3G) in all the cases. It is seen that the system is operating within its specification, as the results are within acceptable tolerance of the reference values.

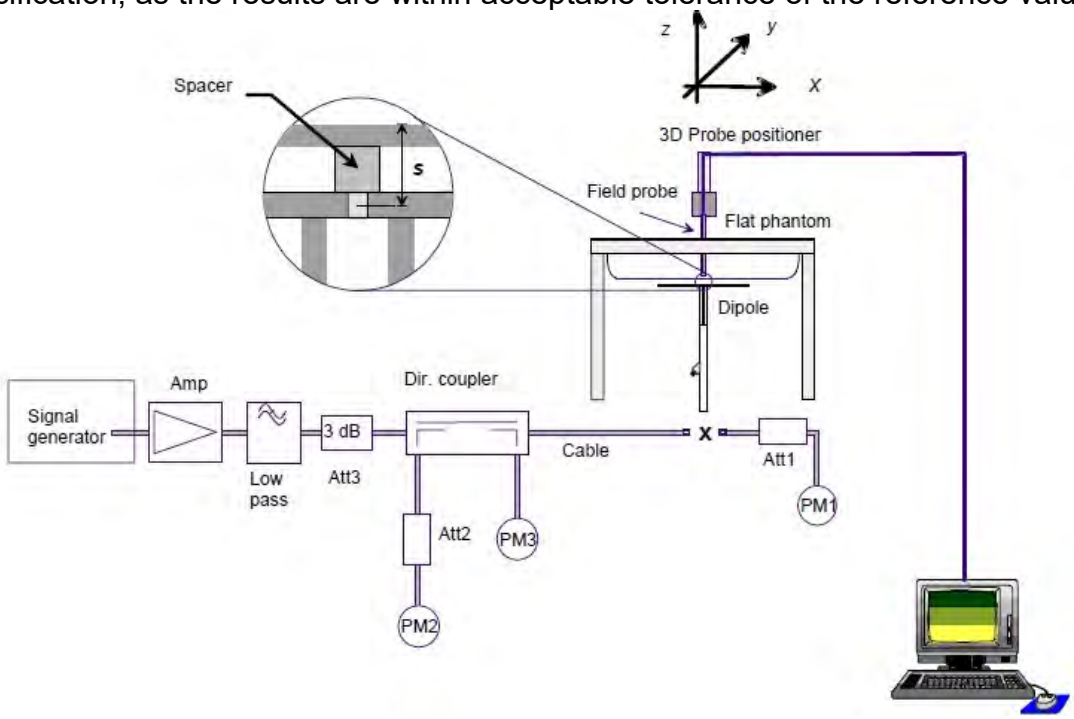

Fig. b The block diagram of system verification

Unless otherwise stated the results shown in this test report refer only to the sample(s) tested and such sample(s) are retained for 90 days only.
除非另有說明，此報告結果僅對測試之樣品負責，同時此樣品僅保留90天。本報告未經本公司書面許可，不可部份複製。
This document is issued by the Company subject to its General Conditions of Service printed overleaf, available on request or accessible at http://www.sgs.com.tw/Terms-and-Conditions and for electronic format documents, subject to Terms and Conditions for Electronic Documents at http://www.sgs.com.tw/Terms-and-Conditions. Attention is drawn to the limitation of liability, indemnification and jurisdiction issues defined therein. Any holder of this document is advised that information contained hereon reflects the Company's findings at the time of its intervention only and within the limits of Client's instructions, if any. The Company's sole responsibility is to its Client and this document does not exonerate parties to a transaction from exercising all their rights and obligations under the transaction documents. This document cannot be reproduced except in full, without prior written approval of the Company. Any unauthorized alteration, forgery or falsification of the content or appearance of this document is unlawful and offenders may be prosecuted to the fullest extent of the law.

Validation Kit	S/N	Frequency (MHz)		1W Target SAR-1g (mW/g)	pin=250mW Measured SAR-1g (mW/g)	Measured SAR-1g normalized to 1W (mW/g)	Deviation (%)	Measured Date
D2450V2	727	2450	Head	53.9	13.20	52.8	-2.04%	Dec. 29, 2021

Validation Kit	S/N	Frequency (MHz)		1W Target SAR-1g (mW/g)	Pin=100mW Measured SAR-1g (mW/g)	Measured SAR-1g normalized to 1W (mW/g)	Deviation (%)	Measured Date
D5GHzV2	1023	5200	Head	77.9	7.90	79	1.41%	Dec. 30, 2021
		5300	Head	80.4	7.82	78.2	-2.74%	Dec. 31, 2021
		5600	Head	83.9	8.77	87.7	4.53%	Jan. 01, 2022
		5800	Head	80.9	8.08	80.8	-0.12%	Jan. 02, 2022
D6.5GHzV2	1006	6500	Head	291	27.80	278	-4.47%	Jan. 03, 2022
D7GHzV2	1007	7000	Head	275	28.00	280	1.82%	Jan. 03, 2022

Unless otherwise stated the results shown in this test report refer only to the sample(s) tested and such sample(s) are retained for 90 days only.
除非另有說明，此報告結果僅對測試之樣品負責，同時此樣品僅保留90天。本報告未經本公司書面許可，不可部份複製。
This document is issued by the Company subject to its General Conditions of Service printed overleaf, available on request or accessible at http://www.sgs.com.tw/Terms-and-Conditions and for electronic format documents, subject to Terms and Conditions for Electronic Documents at http://www.sgs.com.tw/Terms-and-Conditions. Attention is drawn to the limitation of liability, indemnification and jurisdiction issues defined therein. Any holder of this document is advised that information contained hereon reflects the Company's findings at the time of its intervention only and within the limits of Client's instructions, if any. The Company's sole responsibility is to its Client and this document does not exonerate parties to a transaction from exercising all their rights and obligations under the transaction documents. This document cannot be reproduced except in full, without prior written approval of the Company. Any unauthorized alteration, forgery or falsification of the content or appearance of this document is unlawful and offenders may be prosecuted to the fullest extent of the law.

Power Density Test System Verification

The system was verified to be within ±0.66 dB of the power density targets on the calibration certificate according to the test system specification in the user's manual and calibration facility recommendation. The 0.66 dB deviation threshold represents the expanded uncertainty for system performance checks using SPEAG's mmWave verification sources. The same spatial resolution and measurement region used in the source calibration was applied during the system check.

The measured power density distribution of verification source was also confirmed through visual inspection to have no noticeable differences, both spatially (shape) and numerically (level) from the distribution provided by the manufacturer, per November 2017 TCBC Workshop Notes.



System Verification Setup Photo

Unless otherwise stated the results shown in this test report refer only to the sample(s) tested and such sample(s) are retained for 90 days only.
除非另有說明，此報告結果僅對測試之樣品負責，同時此樣品僅保留90天。本報告未經本公司書面許可，不可部份複製。
This document is issued by the Company subject to its General Conditions of Service printed overleaf, available on request or accessible at http://www.sgs.com.tw/Terms-and-Conditions and for electronic format documents, subject to Terms and Conditions for Electronic Documents at http://www.sgs.com.tw/Terms-and-Conditions. Attention is drawn to the limitation of liability, indemnification and jurisdiction issues defined therein. Any holder of this document is advised that information contained hereon reflects the Company's findings at the time of its intervention only and within the limits of Client's instructions, if any. The Company's sole responsibility is to its Client and this document does not exonerate parties to a transaction from exercising all their rights and obligations under the transaction documents. This document cannot be reproduced except in full, without prior written approval of the Company. Any unauthorized alteration, forgery or falsification of the content or appearance of this document is unlawful and offenders may be prosecuted to the fullest extent of the law.

PD System Verification Results

The system was verified to be within ±0.66 dB of the power density targets on the calibration certificate according to the test system specification in the user's manual and calibration facility recommendation. The 0.66 dB deviation threshold represents the expanded uncertainty for system performance checks using SPEAG's mmWave verification sources. The same spatial resolution and measurement region used in the source calibration was applied during the system check. The measured power density distribution of verification source was also confirmed through visual inspection to have no noticeable differences, both spatially (shape) and numerically (level) from the distribution provided by the manufacturer, per November 2017 TCBC Workshop Notes.

Frequency (GHz)	PD Verification Source	Probe S/N	DAE S/N	Distance (mm)	Prad (mW)	Measured 4cm^2 (W/m^2)	Target 4cm^2 (W/m^2)	Deviation (dB)	Date
10G	10G	9579	1665	10	74	43.8	41.2	0.27	Jan. 05, 2022

Unless otherwise stated the results shown in this test report refer only to the sample(s) tested and such sample(s) are retained for 90 days only.
除非另有說明，此報告結果僅對測試之樣品負責，同時此樣品僅保留90天。本報告未經本公司書面許可，不可部份複製。
This document is issued by the Company subject to its General Conditions of Service printed overleaf, available on request or accessible at http://www.sgs.com.tw/Terms-and-Conditions and for electronic format documents, subject to Terms and Conditions for Electronic Documents at http://www.sgs.com.tw/Terms-and-Conditions. Attention is drawn to the limitation of liability, indemnification and jurisdiction issues defined therein. Any holder of this document is advised that information contained hereon reflects the Company's findings at the time of its intervention only and within the limits of Client's instructions, if any. The Company's sole responsibility is to its Client and this document does not exonerate parties to a transaction from exercising all their rights and obligations under the transaction documents. This document cannot be reproduced except in full, without prior written approval of the Company. Any unauthorized alteration, forgery or falsification of the content or appearance of this document is unlawful and offenders may be prosecuted to the fullest extent of the law.

1.9.3 SAR Tissue Verification

The dielectric properties for this Head-simulant fluid were measured by using the SPEAG Dielectric Assessment Kit (DAKS-3.5)

All dielectric parameters of tissue simulates were measured within 24 hours of SAR measurements. The measured conductivity and permittivity are all within ± 5% of the target values.

The depth of the tissue simulant in the flat section of the phantom was ≥ 15 cm ± 5 mm (Frequency ≤3G) or ≥ 10 cm ± 5 mm (Frequency >3G) during all tests. (Fig. 2)

Tissue Type	Measurement Date	Measured Frequency (MHz)	Target Dielectric Constant, εr	Target Conductivity, σ (S/m)	Measured Dielectric Constant, εr	Measured Conductivity, σ (S/m)	% dev εr	% dev σ
Head	Dec, 29. 2021	2402	39.285	1.757	38.664	1.768	-1.58%	0.63%
		2412	39.268	1.766	38.631	1.777	-1.62%	0.61%
		2437	39.223	1.788	38.567	1.799	-1.67%	0.62%
		2441	39.216	1.792	38.562	1.802	-1.67%	0.56%
		2450	39.200	1.800	38.544	1.811	-1.67%	0.61%
		2462	39.185	1.813	38.516	1.823	-1.71%	0.55%
		2480	39.147	1.827	38.487	1.841	-1.69%	0.77%
	Dec, 30. 2021	5190	35.997	4.645	37.228	4.643	3.42%	-0.04%
		5200	35.986	4.655	37.200	4.655	3.37%	0.00%
		5230	35.951	4.686	37.109	4.693	3.22%	0.15%
	Dec, 31. 2021	5260	35.917	4.717	37.073	4.729	3.22%	0.27%
		5280	35.894	4.737	37.064	4.767	3.26%	0.63%
		5300	35.871	4.758	37.022	4.792	3.21%	0.73%
		5320	35.849	4.778	36.987	4.818	3.18%	0.84%
	Jan, 01. 2022	5500	35.643	4.963	36.733	5.026	3.06%	1.28%
		5600	35.529	5.065	36.589	5.154	2.98%	1.76%
		5700	35.414	5.168	36.288	5.267	2.47%	1.93%
		5720	35.391	5.188	36.219	5.293	2.34%	2.02%
	Jan, 02. 2022	5745	35.363	5.214	36.176	5.321	2.30%	2.06%
		5785	35.317	5.255	35.987	5.368	1.90%	2.16%
		5800	35.300	5.270	35.923	5.389	1.76%	2.26%
		5825	35.271	5.296	35.895	5.426	1.77%	2.46%
	Jan, 03. 2022	6025	35.038	5.504	34.647	5.423	-1.11%	-1.48%
		6185	34.851	5.692	34.451	5.613	-1.15%	-1.39%
		6345	34.664	5.880	34.275	5.796	-1.12%	-1.43%
		6500	34.483	6.063	34.093	5.974	-1.13%	-1.46%
		6505	34.478	6.068	34.085	5.982	-1.14%	-1.42%
		6665	34.291	6.256	33.907	6.165	-1.12%	-1.46%
		6825	34.104	6.444	33.713	6.349	-1.15%	-1.48%
		6985	33.918	6.632	33.524	6.531	-1.16%	-1.53%
		7000	33.900	6.650	33.502	6.547	-1.17%	-1.55%

Table 2. Dielectric Parameters of Tissue Simulant Fluid

Unless otherwise stated the results shown in this test report refer only to the sample(s) tested and such sample(s) are retained for 90 days only.
除非另有說明，此報告結果僅對測試之樣品負責，同時此樣品僅保留90天。本報告未經本公司書面許可，不可部份複製。
This document is issued by the Company subject to its General Conditions of Service printed overleaf, available on request or accessible at http://www.sgs.com.tw/Terms-and-Conditions and for electronic format documents, subject to Terms and Conditions for Electronic Documents at http://www.sgs.com.tw/Terms-and-Conditions. Attention is drawn to the limitation of liability, indemnification and jurisdiction issues defined therein. Any holder of this document is advised that information contained hereon reflects the Company's findings at the time of its intervention only and within the limits of Client's instructions, if any. The Company's sole responsibility is to its Client and this document does not exonerate parties to a transaction from exercising all their rights and obligations under the transaction documents. This document cannot be reproduced except in full, without prior written approval of the Company. Any unauthorized alteration, forgery or falsification of the content or appearance of this document is unlawful and offenders may be prosecuted to the fullest extent of the law.

1.10 System Components

EX3DV4 E-Field Probe

Construction	Symmetrical design with triangular core Built-in shielding against static charges PEEK enclosure material (resistant to organic solvents, e.g., DGBE)	
Calibration	Basic Broad Band Calibration in air Conversion Factors (CF) for HSL2450/5200/5300/5600/5800/6500/7000 MHz Additional CF for other liquids and frequencies upon request	
Frequency	10 MHz to > 6 GHz, Linearity: ± 0.6 dB	
Directivity	± 0.3 dB in HSL (rotation around probe axis) ± 0.5 dB in tissue material (rotation normal to probe axis)	
Dynamic Range	10 µW/g to > 100 mW/g Linearity: ± 0.2 dB (noise: typically < 1 µW/g)	
Dimensions	Tip diameter: 2.5 mm	
Application	High precision dosimetric measurements in any exposure scenario (e.g., very strong gradient fields). Only probe which enables compliance testing for frequencies up to 6 GHz with precision of better 30%.	

Unless otherwise stated the results shown in this test report refer only to the sample(s) tested and such sample(s) are retained for 90 days only.
除非另有說明，此報告結果僅對測試之樣品負責，同時此樣品僅保留90天。本報告未經本公司書面許可，不可部份複製。
This document is issued by the Company subject to its General Conditions of Service printed overleaf, available on request or accessible at http://www.sgs.com.tw/Terms-and-Conditions and for electronic format documents, subject to Terms and Conditions for Electronic Documents at http://www.sgs.com.tw/Terms-and-Conditions. Attention is drawn to the limitation of liability, indemnification and jurisdiction issues defined therein. Any holder of this document is advised that information contained hereon reflects the Company's findings at the time of its intervention only and within the limits of Client's instructions, if any. The Company's sole responsibility is to its Client and this document does not exonerate parties to a transaction from exercising all their rights and obligations under the transaction documents. This document cannot be reproduced except in full, without prior written approval of the Company. Any unauthorized alteration, forgery or falsification of the content or appearance of this document is unlawful and offenders may be prosecuted to the fullest extent of the law.

PHANTOM

Model	ELI	
Construction	The ELI phantom is used for compliance testing of handheld and body-mounted wireless devices in the frequency range of 30 MHz to 6 GHz. ELI is fully compatible with the IEC 62209-2 standard and all known tissue simulating liquids. ELI has been optimized regarding its performance and can be integrated into our standard phantom tables. A cover prevents evaporation of the liquid. Reference markings on the phantom allow installation of the complete setup, including all predefined phantom positions and measurement grids, by teaching three points. The phantom is compatible with all SPEAG dosimetric probes and dipoles.	
Shell Thickness	2 ± 0.2 mm	
Filling Volume	Approx. 30 liters	
Dimensions	Major axis: 600 mm Minor axis: 400 mm	

DEVICE HOLDER

Construction	The device holder (Supporter) for Notebook is made by POM (polyoxymethylene resin) , which is non-metal and non-conductive. The height can be adjusted to fit varies kind of notebooks.	 Device Holder

Unless otherwise stated the results shown in this test report refer only to the sample(s) tested and such sample(s) are retained for 90 days only.
除非另有說明，此報告結果僅對測試之樣品負責，同時此樣品僅保留90天。本報告未經本公司書面許可，不可部份複製。
This document is issued by the Company subject to its General Conditions of Service printed overleaf, available on request or accessible at http://www.sgs.com.tw/Terms-and-Conditions and for electronic format documents, subject to Terms and Conditions for Electronic Documents at http://www.sgs.com.tw/Terms-and-Conditions. Attention is drawn to the limitation of liability, indemnification and jurisdiction issues defined therein. Any holder of this document is advised that information contained hereon reflects the Company's findings at the time of its intervention only and within the limits of Client's instructions, if any. The Company's sole responsibility is to its Client and this document does not exonerate parties to a transaction from exercising all their rights and obligations under the transaction documents. This document cannot be reproduced except in full, without prior written approval of the Company. Any unauthorized alteration, forgery or falsification of the content or appearance of this document is unlawful and offenders may be prosecuted to the fullest extent of the law.

1.11 Test Standards and Limits

According to FCC 47CFR §2.1093(d) The limits to be used for evaluation are based generally on criteria published by the American National Standards Institute (ANSI) for localized specific absorption rate (“SAR”) in Section 4.2 of “IEEE Standard for Safety Levels with Respect to Human Exposure to Radio Frequency Electromagnetic Fields, 3 kHz to 300 GHz,” ANSI/IEEE C95.1, By the Institute of Electrical and Electronics Engineers, Inc., New York, New York 10017. These criteria for SAR evaluation are similar to those recommended by the National Council on Radiation Protection and Measurements (NCRP) in “Biological Effects and Exposure Criteria for Radio frequency Electromagnetic Fields,” NCRP Report No. 86, Section 17.4.5. Copyright NCRP, 1986, Bethesda, Maryland 20814. SAR is a measure of the rate of energy absorption due to exposure to an RF transmitting source. SAR values have been related to threshold levels for potential biological hazards. The criteria to be used are specified in paragraphs (d)(1) and (d)(2) of this section and shall apply for portable devices transmitting in the frequency range from 100 kHz to 6 GHz. Portable devices that transmit at frequencies above 6 GHz are to be evaluated in terms of the MPE limits specified in § 1.1310 of this chapter.
Measurements and calculations to demonstrate compliance with MPE field strength or power density limits for devices operating above 6 GHz should be made at a minimum distance of 5 cm from the radiating source.

1. Limits for Occupational/Controlled exposure: 0.4 W/kg as averaged over the whole-body and spatial peak SAR not exceeding 8 W/kg as averaged over any 1 gram of tissue (defined as a tissue volume in the shape of a cube). Exceptions are the hands, wrists, feet and ankles where the spatial peak SAR shall not exceed 20 W/kg, as averaged over a 10 grams of tissue (defined as a tissue volume in the shape of a cube).

Occupational/Controlled limits apply when persons are exposed as a consequence of their employment provided these persons are fully aware of and exercise control over their exposure. Awareness of exposure can be accomplished by use of warning labels or by specific training or education through appropriate means, such as an RF safety program in a work environment.

2. Limits for General Population/Uncontrolled exposure: 0.08 W/kg as averaged over the whole-body and spatial peak SAR not exceeding 1.6 W/kg as averaged over any 1 gram of tissue (defined as a tissue volume in the shape of a cube).

Unless otherwise stated the results shown in this test report refer only to the sample(s) tested and such sample(s) are retained for 90 days only.
除非另有說明，此報告結果僅對測試之樣品負責，同時此樣品僅保留90天。本報告未經本公司書面許可，不可部份複製。
This document is issued by the Company subject to its General Conditions of Service printed overleaf, available on request or accessible at http://www.sgs.com.tw/Terms-and-Conditions and for electronic format documents, subject to Terms and Conditions for Electronic Documents at http://www.sgs.com.tw/Terms-and-Conditions. Attention is drawn to the limitation of liability, indemnification and jurisdiction issues defined therein. Any holder of this document is advised that information contained hereon reflects the Company's findings at the time of its intervention only and within the limits of Client's instructions, if any. The Company's sole responsibility is to its Client and this document does not exonerate parties to a transaction from exercising all their rights and obligations under the transaction documents. This document cannot be reproduced except in full, without prior written approval of the Company. Any unauthorized alteration, forgery or falsification of the content or appearance of this document is unlawful and offenders may be prosecuted to the fullest extent of the law.

Exceptions are the hands, wrists, feet and ankles where the spatial peak SAR shall not exceed 4 W/kg, as averaged over any 10 grams of tissue (defined as a tissue volume in the shape of a cube).
General Population/Uncontrolled limits apply when the general public may be exposed, or when persons that are exposed as a consequence of their employment may not be fully aware of the potential for exposure or do not exercise control over their exposure.
Warning labels placed on consumer devices such as cellular telephones will not be sufficient reason to allow these devices to be evaluated subject to limits for occupational/controlled exposure in paragraph (d)(1) of this section.(Table .6)

Human Exposure	Uncontrolled Environment General Population	Controlled Environment Occupational
Spatial Peak SAR (Brain)	1.60 W/kg	8.00 W/kg
Spatial Average SAR (Whole Body)	0.08 W/kg	0.40 W/kg
Spatial Peak SAR (Hands/Feet/Ankle/Wrist)	4.00 W/kg	20.00 W/kg

RF Exposure limit for above 6GHz

According to ANSI/IEEE C95.1-1992, the criteria listed in the following Table shall be used to evaluate the environmental impact of human exposure to radio frequency (RF) radiation as specified in §1.1310.
Peak Spatially Averaged Power Density was evaluated over a circular area of 4cm2 per interim FCC Guidance for near-field power density evaluations per October 2018 TCB Workshop notes

Frequency range (MHz)	Electric field strength (V/m)	Magnetic field strength (A/m)	Power density (mW/cm^2)	Averaging time (minutes)
(A) Limits for Occupational/Controlled Exposures				
0.3-3.0	614	1.63	*(100)	6
3.0-30	1842/f	4.89/f	*(900/f2)	6
30-300	61.4	0.163	1.0	6
300-1500			f/300	6
1500-100,000			5	6
(B) Limits for General Population/Uncontrolled Exposure				
0.3-1.34	614	1.63	*(100)	30
1.34-30	824/f	2.19/f	*(180/f2)	30
30-300	27.5	0.073	0.2	30
300-1500			f/1500	30
1500-100,000			1.0	30

Table. RF exposure limits

Unless otherwise stated the results shown in this test report refer only to the sample(s) tested and such sample(s) are retained for 90 days only.
除非另有說明，此報告結果僅對測試之樣品負責，同時此樣品僅保留90天。本報告未經本公司書面許可，不可部份複製。
This document is issued by the Company subject to its General Conditions of Service printed overleaf, available on request or accessible at http://www.sgs.com.tw/Terms-and-Conditions and for electronic format documents, subject to Terms and Conditions for Electronic Documents at http://www.sgs.com.tw/Terms-and-Conditions. Attention is drawn to the limitation of liability, indemnification and jurisdiction issues defined therein. Any holder of this document is advised that information contained hereon reflects the Company's findings at the time of its intervention only and within the limits of Client's instructions, if any. The Company's sole responsibility is to its Client and this document does not exonerate parties to a transaction from exercising all their rights and obligations under the transaction documents. This document cannot be reproduced except in full, without prior written approval of the Company. Any unauthorized alteration, forgery or falsification of the content or appearance of this document is unlawful and offenders may be prosecuted to the fullest extent of the law.

Notes:

1. Uncontrolled environments are defined as locations where there is potential exposure of individuals who have no knowledge or control of their potential exposure.
2. Controlled environments are defined as locations where there is potential exposure of individuals who have knowledge of their potential exposure and can exercise control over their exposure.

Unless otherwise stated the results shown in this test report refer only to the sample(s) tested and such sample(s) are retained for 90 days only.
除非另有說明，此報告結果僅對測試之樣品負責，同時此樣品僅保留90天。本報告未經本公司書面許可，不可部份複製。
This document is issued by the Company subject to its General Conditions of Service printed overleaf, available on request or accessible at http://www.sgs.com.tw/Terms-and-Conditions and for electronic format documents, subject to Terms and Conditions for Electronic Documents at http://www.sgs.com.tw/Terms-and-Conditions. Attention is drawn to the limitation of liability, indemnification and jurisdiction issues defined therein. Any holder of this document is advised that information contained hereon reflects the Company's findings at the time of its intervention only and within the limits of Client's instructions, if any. The Company's sole responsibility is to its Client and this document does not exonerate parties to a transaction from exercising all their rights and obligations under the transaction documents. This document cannot be reproduced except in full, without prior written approval of the Company. Any unauthorized alteration, forgery or falsification of the content or appearance of this document is unlawful and offenders may be prosecuted to the fullest extent of the law.

2. Summary of Results

2.1 Decision rules

Reported measurement data comply with IEEE 1528-2013 and IEC/IEEE 62209-1528:2020:
Determining compliance shall be based on the results of the compliance measurement, not taking into account measurement instrumentation uncertainty.

2.2 Summary of SAR Results

Tablet mode

HONG-BO

Tx1

Mode	Position	Distance (mm)	CH	Freq. (MHz)	Max. Rated Avg. Power + Max. Tolerance (dBm)	Measured Avg. Power (dBm)	Duty cycle scaling	Power scaling	Averaged SAR over 1g (W/kg)		Plot page
									Measured	Reported	
WLAN 802.11b	Back Surface	0	6	2437	20.00	19.99	1.066	100.23%	0.136	0.145	-
	Top Edge	0	1	2412	19.50	19.32	1.066	104.23%	0.624	0.693	64
	Top Edge	0	6	2437	20.00	19.99	1.066	100.23%	0.462	0.494	-
	Top Edge	0	11	2462	19.50	19.46	1.066	100.93%	0.322	0.346	-
	Left Edge	0	6	2437	20.00	19.99	1.066	100.23%	0.023	0.025	-
	Right Edge	0	6	2437	20.00	19.99	1.066	100.23%	0.275	0.294	-
Bluetooth (GFSK)	Back Surface	0	0	2402	14.00	13.93	1.328	101.62%	0.043	0.058	-
	Top Edge	0	0	2402	14.00	13.93	1.328	101.62%	0.172	0.232	65
	Left Edge	0	0	2402	14.00	13.93	1.328	101.62%	0.095	0.128	-
	Right Edge	0	0	2402	14.00	13.93	1.328	101.62%	0.143	0.193	-
WLAN 802.11n (40M) 5.2G	Back Surface	0	46	5230	15.00	14.98	1.016	100.46%	0.056	0.057	-
	Top Edge	0	46	5230	15.00	14.98	1.016	100.46%	0.578	0.590	66
	Left Edge	0	46	5230	15.00	14.98	1.016	100.46%	0.079	0.081	-
	Right Edge	0	46	5230	15.00	14.98	1.016	100.46%	0.146	0.149	-
WLAN 802.11a 5.3G	Back Surface	0	56	5280	18.00	17.98	1.047	100.46%	0.089	0.094	-
	Top Edge	0	52	5260	16.00	15.91	1.047	102.09%	0.690	0.738	-
	Top Edge	0	56	5280	18.00	17.98	1.047	100.46%	0.723	0.760	-
	Top Edge	0	60	5300	18.00	17.86	1.047	103.28%	0.834	0.902	67
	Top Edge	0	64	5320	16.00	15.74	1.047	106.17%	0.771	0.857	-
	Left Edge	0	56	5280	18.00	17.98	1.047	100.46%	0.043	0.045	-
	Right Edge	0	56	5280	18.00	17.98	1.047	100.46%	0.242	0.255	-
Repeat	Top Edge	0	60	5300	18.00	17.86	1.047	103.28%	0.824	0.891	-
WLAN 802.11a 5.6G	Back Surface	0	144	5720	18.00	17.96	1.047	100.93%	0.106	0.112	-
	Top Edge	0	144	5720	18.00	17.96	1.047	100.93%	0.650	0.687	68
	Left Edge	0	144	5720	18.00	17.96	1.047	100.93%	0.067	0.071	-
	Right Edge	0	144	5720	18.00	17.96	1.047	100.93%	0.131	0.138	-
WLAN 802.11a 5.8G	Back Surface	0	149	5745	18.00	17.96	1.047	100.93%	0.086	0.091	-
	Top Edge	0	149	5745	18.00	17.96	1.047	100.93%	0.571	0.603	69
	Left Edge	0	149	5745	18.00	17.96	1.047	100.93%	0.068	0.072	-
	Right Edge	0	149	5745	18.00	17.96	1.047	100.93%	0.132	0.139	-

*** - repeated at the highest SAR measurement according to the KDB 865664 D01**

Unless otherwise stated the results shown in this test report refer only to the sample(s) tested and such sample(s) are retained for 90 days only.
除非另有說明，此報告結果僅對測試之樣品負責，同時此樣品僅保留90天。本報告未經本公司書面許可，不可部份複製。
This document is issued by the Company subject to its General Conditions of Service printed overleaf, available on request or accessible at http://www.sgs.com.tw/Terms-and-Conditions and for electronic format documents, subject to Terms and Conditions for Electronic Documents at http://www.sgs.com.tw/Terms-and-Conditions. Attention is drawn to the limitation of liability, indemnification and jurisdiction issues defined therein. Any holder of this document is advised that information contained hereon reflects the Company's findings at the time of its intervention only and within the limits of Client's instructions, if any. The Company's sole responsibility is to its Client and this document does not exonerate parties to a transaction from exercising all their rights and obligations under the transaction documents. This document cannot be reproduced except in full, without prior written approval of the Company. Any unauthorized alteration, forgery or falsification of the content or appearance of this document is unlawful and offenders may be prosecuted to the fullest extent of the law.

Tx2

Mode	Position	Distance (mm)	CH	Freq. (MHz)	Max. Rated Avg. Power + Max. Tolerance (dBm)	Measured Avg. Power (dBm)	Duty cycle scaling	Power scaling	Averaged SAR over 1g (W/kg)		Plot page
									Measured	Reported	
WLAN 802.11b	Back Surface	0	6	2437	20.00	19.98	1.066	100.46%	0.071	0.076	-
	Top Edge	0	1	2412	19.50	19.36	1.066	103.28%	0.454	0.500	-
	Top Edge	0	6	2437	20.00	19.98	1.066	100.46%	0.389	0.417	-
	Top Edge	0	11	2462	19.50	19.48	1.066	100.46%	0.489	0.524	70
	Left Edge	0	6	2437	20.00	19.98	1.066	100.46%	0.119	0.127	-
	Right Edge	0	6	2437	20.00	19.98	1.066	100.46%	0.275	0.295	-
WLAN 802.11n (40M) 5.2G	Back Surface	0	46	5230	15.00	14.98	1.016	100.46%	0.081	0.083	-
	Top Edge	0	46	5230	15.00	14.98	1.016	100.46%	0.371	0.379	71
	Left Edge	0	46	5230	15.00	14.98	1.016	100.46%	0.188	0.192	-
	Right Edge	0	46	5230	15.00	14.98	1.016	100.46%	0.055	0.056	-
WLAN 802.11a 5.3G	Back Surface	0	60	5300	18.00	17.99	1.047	100.23%	0.164	0.172	-
	Top Edge	0	60	5300	18.00	17.99	1.047	100.23%	0.690	0.724	72
	Left Edge	0	60	5300	18.00	17.99	1.047	100.23%	0.377	0.396	-
	Right Edge	0	60	5300	18.00	17.99	1.047	100.23%	0.053	0.056	-
WLAN 802.11a 5.6G	Back Surface	0	144	5720	18.00	17.98	1.047	100.46%	0.224	0.236	-
	Top Edge	0	100	5500	16.00	15.97	1.047	100.69%	0.632	0.666	-
	Top Edge	0	120	5600	18.00	17.88	1.047	102.80%	0.810	0.872	-
	Top Edge	0	144	5720	18.00	17.98	1.047	100.46%	0.959	1.009	73
	Left Edge	0	144	5720	18.00	17.98	1.047	100.46%	0.305	0.321	-
	Right Edge	0	144	5720	18.00	17.98	1.047	100.46%	0.060	0.063	-
Repeat	Top Edge	0	144	5720	18.00	17.98	1.047	100.46%	0.931	0.979	-
WLAN 802.11a 5.8G	Back Surface	0	165	5825	18.00	17.99	1.047	100.23%	0.209	0.219	-
	Top Edge	0	149	5745	18.00	17.82	1.047	104.23%	0.945	1.031	-
	Top Edge	0	157	5785	18.00	17.96	1.047	100.93%	0.999	1.056	-
	Top Edge	0	165	5825	18.00	17.99	1.047	100.23%	1.020	1.070	74
	Left Edge	0	165	5825	18.00	17.99	1.047	100.23%	0.387	0.406	-
	Right Edge	0	165	5825	18.00	17.99	1.047	100.23%	0.037	0.039	-
Repeat	Top Edge	0	165	5825	18.00	17.99	1.047	100.23%	0.999	1.048	-

*** - repeated at the highest SAR measurement according to the KDB 865664 D01**

Unless otherwise stated the results shown in this test report refer only to the sample(s) tested and such sample(s) are retained for 90 days only.
除非另有說明，此報告結果僅對測試之樣品負責，同時此樣品僅保留90天。本報告未經本公司書面許可，不可部份複製。
This document is issued by the Company subject to its General Conditions of Service printed overleaf, available on request or accessible at http://www.sgs.com.tw/Terms-and-Conditions and for electronic format documents, subject to Terms and Conditions for Electronic Documents at http://www.sgs.com.tw/Terms-and-Conditions. Attention is drawn to the limitation of liability, indemnification and jurisdiction issues defined therein. Any holder of this document is advised that information contained hereon reflects the Company's findings at the time of its intervention only and within the limits of Client's instructions, if any. The Company's sole responsibility is to its Client and this document does not exonerate parties to a transaction from exercising all their rights and obligations under the transaction documents. This document cannot be reproduced except in full, without prior written approval of the Company. Any unauthorized alteration, forgery or falsification of the content or appearance of this document is unlawful and offenders may be prosecuted to the fullest extent of the law.

WNC

Tx1

Mode	Position	Distance (mm)	CH	Freq. (MHz)	Max. Rated Avg. Power + Max. Tolerance (dBm)	Measured Avg. Power (dBm)	Duty cycle scaling	Power scaling	Averaged SAR over 1g (W/kg)		Plot page
									Measured	Reported	
WLAN 802.11b	Back Surface	0	6	2437	20.00	19.99	1.066	100.23%	0.120	0.128	-
	Top Edge	0	1	2412	19.50	19.32	1.066	104.23%	0.161	0.179	-
	Top Edge	0	6	2437	20.00	19.99	1.066	100.23%	0.275	0.294	-
	Top Edge	0	11	2462	19.50	19.46	1.066	100.93%	0.453	0.487	75
	Left Edge	0	6	2437	20.00	19.99	1.066	100.23%	0.021	0.022	-
	Right Edge	0	6	2437	20.00	19.99	1.066	100.23%	0.286	0.306	-
Bluetooth (GFSK)	Back Surface	0	0	2402	14.00	13.93	1.328	101.62%	0.032	0.043	-
	Top Edge	0	0	2402	14.00	13.93	1.328	101.62%	0.236	0.319	76
	Left Edge	0	0	2402	14.00	13.93	1.328	101.62%	0.046	0.062	-
	Right Edge	0	0	2402	14.00	13.93	1.328	101.62%	0.132	0.178	-
WLAN 802.11n (40M) 5.2G	Back Surface	0	46	5230	15.00	14.98	1.016	100.46%	0.032	0.032	-
	Top Edge	0	46	5230	15.00	14.98	1.016	100.46%	0.346	0.353	77
	Left Edge	0	46	5230	15.00	14.98	1.016	100.46%	0.001	0.001	-
	Right Edge	0	46	5230	15.00	14.98	1.016	100.46%	0.172	0.176	-
WLAN 802.11a 5.3G	Back Surface	0	56	5280	18.00	17.98	1.047	100.46%	0.033	0.035	-
	Top Edge	0	52	5260	16.00	15.91	1.047	102.09%	0.480	0.513	-
	Top Edge	0	56	5280	18.00	17.98	1.047	100.46%	0.701	0.737	78
	Top Edge	0	60	5300	18.00	17.86	1.047	103.28%	0.588	0.636	-
	Top Edge	0	64	5320	16.00	15.74	1.047	106.17%	0.333	0.370	-
	Left Edge	0	56	5280	18.00	17.98	1.047	100.46%	0.002	0.002	-
	Right Edge	0	56	5280	18.00	17.98	1.047	100.46%	0.253	0.266	-
WLAN 802.11a 5.6G	Back Surface	0	144	5720	18.00	17.96	1.047	100.93%	0.050	0.052	-
	Top Edge	0	144	5720	18.00	17.96	1.047	100.93%	0.391	0.413	79
	Left Edge	0	144	5720	18.00	17.96	1.047	100.93%	0.003	0.003	-
	Right Edge	0	144	5720	18.00	17.96	1.047	100.93%	0.135	0.143	-
WLAN 802.11a 5.8G	Back Surface	0	149	5745	18.00	17.96	1.047	100.93%	0.004	0.004	-
	Top Edge	0	149	5745	18.00	17.96	1.047	100.93%	0.513	0.542	80
	Left Edge	0	149	5745	18.00	17.96	1.047	100.93%	0.001	0.001	-
	Right Edge	0	149	5745	18.00	17.96	1.047	100.93%	0.076	0.080	-

Tx2

Mode	Position	Distance (mm)	CH	Freq. (MHz)	Max. Rated Avg. Power + Max. Tolerance (dBm)	Measured Avg. Power (dBm)	Duty cycle scaling	Power scaling	Averaged SAR over 1g (W/kg)		Plot page
									Measured	Reported	
WLAN 802.11b	Back Surface	0	6	2437	20.00	19.98	1.066	100.46%	0.044	0.047	-
	Top Edge	0	1	2412	19.50	19.36	1.066	103.28%	0.107	0.118	-
	Top Edge	0	6	2437	20.00	19.98	1.066	100.46%	0.183	0.196	-
	Top Edge	0	11	2462	19.50	19.48	1.066	100.46%	0.239	0.256	81
	Left Edge	0	6	2437	20.00	19.98	1.066	100.46%	0.108	0.116	-
	Right Edge	0	6	2437	20.00	19.98	1.066	100.46%	0.001	0.001	-
WLAN 802.11n (40M) 5.2G	Back Surface	0	46	5230	15.00	14.98	1.016	100.46%	0.106	0.108	-
	Top Edge	0	46	5230	15.00	14.98	1.016	100.46%	0.195	0.199	82
	Left Edge	0	46	5230	15.00	14.98	1.016	100.46%	0.175	0.179	-
	Right Edge	0	46	5230	15.00	14.98	1.016	100.46%	0.006	0.006	-
WLAN 802.11a 5.3G	Back Surface	0	60	5300	18.00	17.99	1.047	100.23%	0.114	0.120	-
	Top Edge	0	60	5300	18.00	17.99	1.047	100.23%	0.455	0.477	83
	Left Edge	0	60	5300	18.00	17.99	1.047	100.23%	0.329	0.345	-
	Right Edge	0	60	5300	18.00	17.99	1.047	100.23%	0.002	0.002	-
WLAN 802.11a 5.6G	Back Surface	0	144	5720	18.00	17.98	1.047	100.46%	0.216	0.227	-
	Top Edge	0	144	5720	18.00	17.98	1.047	100.46%	0.587	0.617	84
	Left Edge	0	144	5720	18.00	17.98	1.047	100.46%	0.296	0.311	-
	Right Edge	0	144	5720	18.00	17.98	1.047	100.46%	0.003	0.003	-
WLAN 802.11a 5.8G	Back Surface	0	165	5825	18.00	17.99	1.047	100.23%	0.255	0.268	-
	Top Edge	0	149	5745	18.00	17.82	1.047	104.23%	0.567	0.619	-
	Top Edge	0	157	5785	18.00	17.96	1.047	100.93%	0.590	0.623	-
	Top Edge	0	165	5825	18.00	17.99	1.047	100.23%	0.644	0.676	85
	Left Edge	0	165	5825	18.00	17.99	1.047	100.23%	0.311	0.326	-
	Right Edge	0	165	5825	18.00	17.99	1.047	100.23%	0.002	0.002	-

Unless otherwise stated the results shown in this test report refer only to the sample(s) tested and such sample(s) are retained for 90 days only.
除非另有說明，此報告結果僅對測試之樣品負責，同時此樣品僅保留90天。本報告未經本公司書面許可，不可部份複製。
This document is issued by the Company subject to its General Conditions of Service printed overleaf, available on request or accessible at http://www.sgs.com.tw/Terms-and-Conditions and for electronic format documents, subject to Terms and Conditions for Electronic Documents at http://www.sgs.com.tw/Terms-and-Conditions. Attention is drawn to the limitation of liability, indemnification and jurisdiction issues defined therein. Any holder of this document is advised that information contained hereon reflects the Company's findings at the time of its intervention only and within the limits of Client's instructions, if any. The Company's sole responsibility is to its Client and this document does not exonerate parties to a transaction from exercising all their rights and obligations under the transaction documents. This document cannot be reproduced except in full, without prior written approval of the Company. Any unauthorized alteration, forgery or falsification of the content or appearance of this document is unlawful and offenders may be prosecuted to the fullest extent of the law.

WIFI 6E

Tablet mode

HONG-Bo

Tx1

Mode	Position	Distance (mm)	CH	Freq. (MHz)	Max. Rated Avg. Power + Max. Tolerance (dBm)	Measured Avg. Power (dBm)	Duty cycle scaling	Power scaling	Averaged SAR over 1g (W/kg)		Estimated APD mW/cm^2 (4cm^2)	Plot page
									Measured	Reported		
U-NII-5 6.2GHz 802.11ax (160M)	Back Surface	0	15	6025	9.00	8.80	1.047	104.71%	0.017	0.019	0.0134	-
	Top Edge	0	15	6025	9.00	8.80	1.047	104.71%	0.119	0.130	0.0913	86
	Top Edge	0	79	6345	9.00	8.75	1.047	105.93%	0.097	0.108	0.0743	-
	Left Edge	0	15	6025	9.00	8.80	1.047	104.71%	0.006	0.007	0.00457	-
	Right Edge	0	15	6025	9.00	8.80	1.047	104.71%	0.038	0.042	0.0326	-
U-NII-6 6.5GHz 802.11ax (160M)	Back Surface	0	111	6505	9.00	8.94	1.047	101.39%	0.014	0.015	0.0118	-
	Top Edge	0	111	6505	9.00	8.94	1.047	101.39%	0.117	0.124	0.0926	87
	Left Edge	0	111	6505	9.00	8.94	1.047	101.39%	0.005	0.006	0.00389	-
	Right Edge	0	111	6505	9.00	8.94	1.047	101.39%	0.036	0.039	0.0297	-
U-NII-7 6.7GHz 802.11ax (160M)	Back Surface	0	175	6825	9.00	8.90	1.047	102.33%	0.027	0.029	0.00435	-
	Top Edge	0	175	6825	9.00	8.90	1.047	102.33%	0.067	0.072	0.0586	88
	Left Edge	0	175	6825	9.00	8.90	1.047	102.33%	0.004	0.005	0.00318	-
	Right Edge	0	175	6825	9.00	8.90	1.047	102.33%	0.023	0.025	0.0207	-
U-NII-8 7.0GHz 802.11ax (160M)	Back Surface	0	207	6985	9.00	8.84	1.066	103.75%	0.028	0.031	0.00236	-
	Top Edge	0	207	6985	9.00	8.84	1.066	103.75%	0.038	0.042	0.0302	89
	Left Edge	0	207	6985	9.00	8.84	1.066	103.75%	0.001	0.001	0.000784	-
	Right Edge	0	207	6985	9.00	8.84	1.066	103.75%	0.010	0.012	0.0783	-

Tx2

Mode	Position	Distance (mm)	CH	Freq. (MHz)	Max. Rated Avg. Power + Max. Tolerance (dBm)	Measured Avg. Power (dBm)	Duty cycle scaling	Power scaling	Averaged SAR over 1g (W/kg)		Estimated APD mW/cm^2 (4cm^2)	Plot page
									Measured	Reported		
U-NII-5 6.2GHz 802.11ax (160M)	Back Surface	0	47	6185	9.00	8.99	1.047	100.23%	0.018	0.019	0.0147	-
	Top Edge	0	15	6025	9.00	8.97	1.047	100.69%	0.119	0.125	0.0974	90
	Top Edge	0	47	6185	9.00	8.99	1.047	100.23%	0.105	0.110	0.0863	
	Left Edge	0	47	6185	9.00	8.99	1.047	100.23%	0.033	0.035	0.0267	-
	Right Edge	0	47	6185	9.00	8.99	1.047	100.23%	0.012	0.013	0.00946	-
U-NII-6 6.5GHz 802.11ax (160M)	Back Surface	0	111	6505	9.00	8.75	1.047	105.93%	0.049	0.054	0.00743	-
	Top Edge	0	111	6505	9.00	8.75	1.047	105.93%	0.094	0.104	0.0768	91
	Left Edge	0	111	6505	9.00	8.75	1.047	105.93%	0.021	0.024	0.0174	-
	Right Edge	0	111	6505	9.00	8.75	1.047	105.93%	0.005	0.005	0.00321	-
U-NII-7 6.7GHz 802.11ax (160M)	Back Surface	0	143	6665	9.00	8.77	1.047	105.44%	0.046	0.051	0.00635	-
	Top Edge	0	143	6665	9.00	8.77	1.047	105.44%	0.083	0.092	0.0671	92
	Left Edge	0	143	6665	9.00	8.77	1.047	105.44%	0.025	0.027	0.0207	-
	Right Edge	0	143	6665	9.00	8.77	1.047	105.44%	0.003	0.003	0.00248	-
U-NII-8 7.0GHz 802.11ax (160M)	Back Surface	0	207	6985	9.00	8.68	1.066	107.65%	0.055	0.063	0.00668	-
	Top Edge	0	207	6985	9.00	8.68	1.066	107.65%	0.094	0.108	0.0794	93
	Left Edge	0	207	6985	9.00	8.68	1.066	107.65%	0.028	0.032	0.0253	-
	Right Edge	0	207	6985	9.00	8.68	1.066	107.65%	0.004	0.004	0.00337	-

Unless otherwise stated the results shown in this test report refer only to the sample(s) tested and such sample(s) are retained for 90 days only.
除非另有說明，此報告結果僅對測試之樣品負責，同時此樣品僅保留90天。本報告未經本公司書面許可，不可部份複製。
This document is issued by the Company subject to its General Conditions of Service printed overleaf, available on request or accessible at http://www.sgs.com.tw/Terms-and-Conditions and for electronic format documents, subject to Terms and Conditions for Electronic Documents at http://www.sgs.com.tw/Terms-and-Conditions. Attention is drawn to the limitation of liability, indemnification and jurisdiction issues defined therein. Any holder of this document is advised that information contained hereon reflects the Company's findings at the time of its intervention only and within the limits of Client's instructions, if any. The Company's sole responsibility is to its Client and this document does not exonerate parties to a transaction from exercising all their rights and obligations under the transaction documents. This document cannot be reproduced except in full, without prior written approval of the Company. Any unauthorized alteration, forgery or falsification of the content or appearance of this document is unlawful and offenders may be prosecuted to the fullest extent of the law.

WNC

Tx1

Mode	Position	Distance (mm)	CH	Freq. (MHz)	Max. Rated Avg. Power + Max. Tolerance (dBm)	Measured Avg. Power (dBm)	Duty cycle scaling	Power scaling	Averaged SAR over 1g (W/kg)		Estimated APD mW/cm^2 (4cm^2)	Plot page
									Measured	Reported		
U-NII-5 6.2GHz 802.11ax (160M)	Back Surface	0	15	6025	9.00	8.80	1.047	104.71%	0.021	0.023	0.0167	-
	Top Edge	0	15	6025	9.00	8.80	1.047	104.71%	0.076	0.083	0.0601	94
	Top Edge	0	79	6345	9.00	8.75	1.047	105.93%	0.069	0.077	0.0488	-
	Left Edge	0	15	6025	9.00	8.80	1.047	104.71%	0.006	0.007	0.00486	-
	Right Edge	0	15	6025	9.00	8.80	1.047	104.71%	0.037	0.041	0.0335	-
U-NII-6 6.5GHz 802.11ax (160M)	Back Surface	0	111	6505	9.00	8.94	1.047	101.39%	0.028	0.029	0.0241	-
	Top Edge	0	111	6505	9.00	8.94	1.047	101.39%	0.102	0.108	0.0763	95
	Left Edge	0	111	6505	9.00	8.94	1.047	101.39%	0.011	0.011	0.00876	-
	Right Edge	0	111	6505	9.00	8.94	1.047	101.39%	0.035	0.037	0.0286	-
U-NII-7 6.7GHz 802.11ax (160M)	Back Surface	0	175	6825	9.00	8.90	1.047	102.33%	0.023	0.024	0.0161	-
	Top Edge	0	175	6825	9.00	8.90	1.047	102.33%	0.083	0.089	0.065	96
	Left Edge	0	175	6825	9.00	8.90	1.047	102.33%	0.008	0.008	0.00632	-
	Right Edge	0	175	6825	9.00	8.90	1.047	102.33%	0.042	0.045	0.0337	-
U-NII-8 7.0GHz 802.11ax (160M)	Back Surface	0	207	6985	9.00	8.84	1.066	103.75%	0.018	0.020	0.0164	-
	Top Edge	0	207	6985	9.00	8.84	1.066	103.75%	0.057	0.063	0.0422	97
	Left Edge	0	207	6985	9.00	8.84	1.066	103.75%	0.004	0.005	0.00316	-
	Right Edge	0	207	6985	9.00	8.84	1.066	103.75%	0.024	0.026	0.0195	-

Tx2

Mode	Position	Distance (mm)	CH	Freq. (MHz)	Max. Rated Avg. Power + Max. Tolerance (dBm)	Measured Avg. Power (dBm)	Duty cycle scaling	Power scaling	Averaged SAR over 1g (W/kg)		Estimated APD mW/cm^2 (4cm^2)	Plot page
									Measured	Reported		
U-NII-5 6.2GHz 802.11ax (160M)	Back Surface	0	47	6185	9.00	8.99	1.047	100.23%	0.018	0.019	0.0144	-
	Top Edge	0	15	6025	9.00	8.97	1.047	100.69%	0.095	0.100	0.0557	98
	Top Edge	0	47	6185	9.00	8.99	1.047	100.23%	0.066	0.069	0.039	-
	Left Edge	0	47	6185	9.00	8.99	1.047	100.23%	0.023	0.024	0.0181	-
	Right Edge	0	47	6185	9.00	8.99	1.047	100.23%	0.009	0.009	0.00718	-
U-NII-6 6.5GHz 802.11ax (160M)	Back Surface	0	111	6505	9.00	8.75	1.047	105.93%	0.016	0.017	0.0129	-
	Top Edge	0	111	6505	9.00	8.75	1.047	105.93%	0.062	0.069	0.0346	99
	Left Edge	0	111	6505	9.00	8.75	1.047	105.93%	0.021	0.023	0.0168	-
	Right Edge	0	111	6505	9.00	8.75	1.047	105.93%	0.006	0.006	0.00457	-
U-NII-7 6.7GHz 802.11ax (160M)	Back Surface	0	143	6665	9.00	8.77	1.047	105.44%	0.026	0.028	0.0204	-
	Top Edge	0	143	6665	9.00	8.77	1.047	105.44%	0.102	0.113	0.0595	100
	Left Edge	0	143	6665	9.00	8.77	1.047	105.44%	0.037	0.041	0.0298	-
	Right Edge	0	143	6665	9.00	8.77	1.047	105.44%	0.011	0.012	0.0876	-
U-NII-8 7.0GHz 802.11ax (160M)	Back Surface	0	207	6985	9.00	8.68	1.066	107.65%	0.015	0.017	0.0116	-
	Top Edge	0	207	6985	9.00	8.68	1.066	107.65%	0.085	0.098	0.0626	101
	Left Edge	0	207	6985	9.00	8.68	1.066	107.65%	0.024	0.028	0.0195	-
	Right Edge	0	207	6985	9.00	8.68	1.066	107.65%	0.008	0.009	0.00597	-

Unless otherwise stated the results shown in this test report refer only to the sample(s) tested and such sample(s) are retained for 90 days only.
除非另有說明，此報告結果僅對測試之樣品負責，同時此樣品僅保留90天。本報告未經本公司書面許可，不可部份複製。
This document is issued by the Company subject to its General Conditions of Service printed overleaf, available on request or accessible at http://www.sgs.com.tw/Terms-and-Conditions and for electronic format documents, subject to Terms and Conditions for Electronic Documents at http://www.sgs.com.tw/Terms-and-Conditions. Attention is drawn to the limitation of liability, indemnification and jurisdiction issues defined therein. Any holder of this document is advised that information contained hereon reflects the Company's findings at the time of its intervention only and within the limits of Client's instructions, if any. The Company's sole responsibility is to its Client and this document does not exonerate parties to a transaction from exercising all their rights and obligations under the transaction documents. This document cannot be reproduced except in full, without prior written approval of the Company. Any unauthorized alteration, forgery or falsification of the content or appearance of this document is unlawful and offenders may be prosecuted to the fullest extent of the law.

2.3 Summary of PD Results

Tablet mode

HONG-BO

Tx1

Mode	Position	Distance (mm)	CH	Freq. (MHz)	Max. Rated Avg. Power + Max. Tolerance (dBm)	Measured Avg. Power (dBm)	Tune-up Scaling	Duty cycle scaling	Measurement uncertainty	PD result(4cm^2)				Plot page
										Measured Total psPD (mW/cm^2)	Reported Total psPD (mW/cm^2)	Measured Normal psPD (mW/cm^2)	Reported Normal psPD (mW/cm^2)	
WLAN 6E 802.11ax(160M) U-NII-5	Top Edge	2	15	6025	9.00	8.80	104.71%	1.047	1.55	0.055	0.093	0.052	0.089	102
WLAN 6E 802.11ax(160M) U-NII-5	Top Edge	2	79	6345	9.00	8.75	105.93%	1.047	1.55	0.035	0.060	0.029	0.050	103
WLAN 6E 802.11ax(160M) U-NII-6	Top Edge	2	111	6505	9.00	8.94	101.39%	1.047	1.55	0.016	0.027	0.012	0.019	104
WLAN 6E 802.11ax(160M) U-NII-7	Top Edge	2	175	6825	9.00	8.90	102.33%	1.047	1.55	0.016	0.026	0.015	0.025	105
WLAN 6E 802.11ax(160M) U-NII-8	Top Edge	2	207	6985	9.00	8.84	103.75%	1.047	1.55	0.016	0.027	0.015	0.025	106

Tx2

Mode	Position	Distance (mm)	CH	Freq. (MHz)	Max. Rated Avg. Power + Max. Tolerance (dBm)	Measured Avg. Power (dBm)	Tune-up Scaling	Duty cycle scaling	Measurement uncertainty	PD result(4cm^2)				Plot page
										Measured Total psPD (mW/cm^2)	Reported Total psPD (mW/cm^2)	Measured Normal psPD (mW/cm^2)	Reported Normal psPD (mW/cm^2)	
WLAN 6E 802.11ax(160M) U-NII-5	Top Edge	2	15	6025	9.00	8.97	100.69%	1.047	1.55	0.067	0.109	0.061	0.100	107
WLAN 6E 802.11ax(160M) U-NII-5	Top Edge	2	47	6185	9.00	8.99	100.23%	1.047	1.55	0.052	0.084	0.049	0.079	108
WLAN 6E 802.11ax(160M) U-NII-6	Top Edge	2	111	6505	9.00	8.75	105.93%	1.047	1.55	0.028	0.048	0.027	0.046	109
WLAN 6E 802.11ax(160M) U-NII-7	Top Edge	2	143	6665	9.00	8.77	105.44%	1.047	1.55	0.019	0.032	0.018	0.030	110
WLAN 6E 802.11ax(160M) U-NII-8	Top Edge	2	207	6985	9.00	8.68	107.65%	1.047	1.55	0.032	0.056	0.027	0.047	111

Unless otherwise stated the results shown in this test report refer only to the sample(s) tested and such sample(s) are retained for 90 days only.
除非另有說明，此報告結果僅對測試之樣品負責，同時此樣品僅保留90天。本報告未經本公司書面許可，不可部份複製。
This document is issued by the Company subject to its General Conditions of Service printed overleaf, available on request or accessible at http://www.sgs.com.tw/Terms-and-Conditions and for electronic format documents, subject to Terms and Conditions for Electronic Documents at http://www.sgs.com.tw/Terms-and-Conditions. Attention is drawn to the limitation of liability, indemnification and jurisdiction issues defined therein. Any holder of this document is advised that information contained hereon reflects the Company's findings at the time of its intervention only and within the limits of Client's instructions, if any. The Company's sole responsibility is to its Client and this document does not exonerate parties to a transaction from exercising all their rights and obligations under the transaction documents. This document cannot be reproduced except in full, without prior written approval of the Company. Any unauthorized alteration, forgery or falsification of the content or appearance of this document is unlawful and offenders may be prosecuted to the fullest extent of the law.

WNC

Tx1

Mode	Position	Distance (mm)	CH	Freq. (MHz)	Max. Rated Avg. Power + Max. Tolerance (dBm)	Measured Avg. Power (dBm)	Tune-up Scaling	Duty cycle scaling	Measurement uncertainty	PD result(4cm^2)				Plot page
										Measured Total psPD (mW/cm^2)	Reported Total psPD (mW/cm^2)	Measured Normal psPD (mW/cm^2)	Reported Normal psPD (mW/cm^2)	
WLAN 6E 802.11ax(160M) U-NII-5	Top Edge	2	15	6025	9.00	8.80	104.71%	1.047	1.55	0.019	0.032	0.013	0.023	112
WLAN 6E 802.11ax(160M) U-NII-5	Top Edge	2	79	6345	9.00	8.75	105.93%	1.047	1.55	0.010	0.017	0.006	0.010	113
WLAN 6E 802.11ax(160M) U-NII-6	Top Edge	2	111	6505	9.00	8.94	101.39%	1.047	1.55	0.015	0.025	0.011	0.019	114
WLAN 6E 802.11ax(160M) U-NII-7	Top Edge	2	175	6825	9.00	8.90	102.33%	1.047	1.55	0.032	0.053	0.030	0.049	115
WLAN 6E 802.11ax(160M) U-NII-8	Top Edge	2	207	6985	9.00	8.84	103.75%	1.047	1.55	0.012	0.020	0.011	0.019	116

Tx2

Mode	Position	Distance (mm)	CH	Freq. (MHz)	Max. Rated Avg. Power + Max. Tolerance (dBm)	Measured Avg. Power (dBm)	Tune-up Scaling	Duty cycle scaling	Measurement uncertainty	PD result(4cm^2)				Plot page
										Measured Total psPD (mW/cm^2)	Reported Total psPD (mW/cm^2)	Measured Normal psPD (mW/cm^2)	Reported Normal psPD (mW/cm^2)	
WLAN 6E 802.11ax(160M) U-NII-5	Top Edge	2	15	6025	9.00	8.97	100.69%	1.047	1.55	0.036	0.059	0.032	0.052	117
WLAN 6E 802.11ax(160M) U-NII-5	Top Edge	2	47	6185	9.00	8.99	100.23%	1.047	1.55	0.011	0.018	0.009	0.014	118
WLAN 6E 802.11ax(160M) U-NII-6	Top Edge	2	111	6505	9.00	8.75	105.93%	1.047	1.55	0.023	0.039	0.019	0.033	119
WLAN 6E 802.11ax(160M) U-NII-7	Top Edge	2	143	6665	9.00	8.77	105.44%	1.047	1.55	0.035	0.061	0.026	0.045	120
WLAN 6E 802.11ax(160M) U-NII-8	Top Edge	2	207	6985	9.00	8.68	107.65%	1.047	1.55	0.020	0.035	0.018	0.032	121

Note:

Scaling = $\frac{\text{reported SAR}}{\text{measured SAR}} = \frac{P2(mW)}{P1(mW)} = 10^{\left(\frac{P2-P1}{10}\right)}(dBm)$

Reported SAR = measured SAR * (scaling)

Where P2 is maximum specified power, P1 is measured conducted power

2.4 Reporting statements of conformity

The conformity statement in this report is based solely on the test results, measurement uncertainty is excluded.

Unless otherwise stated the results shown in this test report refer only to the sample(s) tested and such sample(s) are retained for 90 days only.
除非另有說明，此報告結果僅對測試之樣品負責，同時此樣品僅保留90天。本報告未經本公司書面許可，不可部份複製。
This document is issued by the Company subject to its General Conditions of Service printed overleaf, available on request or accessible at http://www.sgs.com.tw/Terms-and-Conditions and for electronic format documents, subject to Terms and Conditions for Electronic Documents at http://www.sgs.com.tw/Terms-and-Conditions. Attention is drawn to the limitation of liability, indemnification and jurisdiction issues defined therein. Any holder of this document is advised that information contained hereon reflects the Company's findings at the time of its intervention only and within the limits of Client's instructions, if any. The Company's sole responsibility is to its Client and this document does not exonerate parties to a transaction from exercising all their rights and obligations under the transaction documents. This document cannot be reproduced except in full, without prior written approval of the Company. Any unauthorized alteration, forgery or falsification of the content or appearance of this document is unlawful and offenders may be prosecuted to the fullest extent of the law.

3. Simultaneous Transmission Analysis

Simultaneous Transmission Scenarios:

Simultaneous Transmit Configurations	Body
WLAN 2.4GHz Tx1 + WLAN 2.4GHz Tx2	Yes
WLAN 2.4GHz Tx1 + WLAN 6E Tx2	Yes
WLAN 2.4GHz Tx2 + WLAN 6E Tx1	Yes
WLAN 2.4GHz Tx1 + WLAN 5GHz Tx2	Yes
WLAN 2.4GHz Tx2 + WLAN 5GHz Tx1	Yes
WLAN 2.4GHz Tx1 + WLAN 2.4GHz Tx2 + WLAN 5GHz Tx1 + WLAN 5GHz Tx2	Yes
WLAN 2.4GHz Tx1 + WLAN 2.4GHz Tx2 + WLAN 6E Tx1 + WLAN 6E Tx2	Yes
WLAN 5GHz Tx1 + WLAN 5GHz Tx2	Yes
WLAN 5GHz Tx2 + BT	Yes
WLAN 5GHz Tx1 + WLAN 5GHz Tx2 + BT	Yes
WLAN 6E Tx1 + WLAN 6E Tx2	Yes
WLAN 6E Tx2 + BT	Yes
WLAN 6E Tx1 + WLAN 6E Tx2 + BT	Yes

Note:
1. Bluetooth and WLAN Tx1 share the same antenna path, and BT can transmit with WLAN Tx2 simultaneously.
2. For 2.4/5/6GHz WLAN Tx1 and Tx2 antennas, the maximum output power of each antenna during simultaneous transmission is the same with (or less than) that used in standalone transmission, and we used the sum of 1-g SAR provision in KDB447498D01 to exclude the simultaneous transmitted SAR measurement.

Unless otherwise stated the results shown in this test report refer only to the sample(s) tested and such sample(s) are retained for 90 days only.
除非另有說明，此報告結果僅對測試之樣品負責，同時此樣品僅保留90天。本報告未經本公司書面許可，不可部份複製。
This document is issued by the Company subject to its General Conditions of Service printed overleaf, available on request or accessible at http://www.sgs.com.tw/Terms-and-Conditions and for electronic format documents, subject to Terms and Conditions for Electronic Documents at http://www.sgs.com.tw/Terms-and-Conditions. Attention is drawn to the limitation of liability, indemnification and jurisdiction issues defined therein. Any holder of this document is advised that information contained hereon reflects the Company's findings at the time of its intervention only and within the limits of Client's instructions, if any. The Company's sole responsibility is to its Client and this document does not exonerate parties to a transaction from exercising all their rights and obligations under the transaction documents. This document cannot be reproduced except in full, without prior written approval of the Company. Any unauthorized alteration, forgery or falsification of the content or appearance of this document is unlawful and offenders may be prosecuted to the fullest extent of the law.

3.1 Estimated SAR calculation

According to KDB447498 D01v06 – When standalone SAR test exclusion applies to an antenna that transmits simultaneously with other antennas, the standalone SAR must be estimated according to following to determine simultaneous transmission SAR test exclusion:

$$\text{Estimated SAR} = \frac{\text{Max. tune up power (mW)}}{\text{Min. test separation distance(mm)}} \times \frac{\sqrt{\text{f(GHz)}}}{7.5}$$

If the minimum test separation distance is < 5mm, a distance of 5mm is used for estimated SAR calculation. When the test separation distance is >50mm, the 0.4W/kg is used for SAR-1g.

3.2 SPLSR evaluation and analysis

Per KDB447498D01, when the sum of SAR is larger than the limit, SAR test exclusion is determined by the SAR sum to peak location separation ratio(SPLSR).

The simultaneous transmitting antennas in each operating mode and exposure condition combination must be considered one pair at a time to determine the SAR to peak location separation ratio to qualify for test exclusion.

The ratio is determined by **(SAR1 + SAR2)^1.5/Ri**, rounded to two decimal digits, and must be **≤ 0.04** for all antenna pairs in the configuration to qualify for 1-g SAR test exclusion.

SAR1 and SAR2 are the highest reported or estimated SAR for each antenna in the pair, and Ri is the separation distance between the peak SAR locations for the antenna pair in mm.

When standalone test exclusion applies, SAR is estimated; the peak location is assumed to be at the feed-point or geometric center of the antenna.

Unless otherwise stated the results shown in this test report refer only to the sample(s) tested and such sample(s) are retained for 90 days only.
除非另有說明，此報告結果僅對測試之樣品負責，同時此樣品僅保留90天。本報告未經本公司書面許可，不可部份複製。
This document is issued by the Company subject to its General Conditions of Service printed overleaf, available on request or accessible at http://www.sgs.com.tw/Terms-and-Conditions and for electronic format documents, subject to Terms and Conditions for Electronic Documents at http://www.sgs.com.tw/Terms-and-Conditions. Attention is drawn to the limitation of liability, indemnification and jurisdiction issues defined therein. Any holder of this document is advised that information contained hereon reflects the Company's findings at the time of its intervention only and within the limits of Client's instructions, if any. The Company's sole responsibility is to its Client and this document does not exonerate parties to a transaction from exercising all their rights and obligations under the transaction documents. This document cannot be reproduced except in full, without prior written approval of the Company. Any unauthorized alteration, forgery or falsification of the content or appearance of this document is unlawful and offenders may be prosecuted to the fullest extent of the law.

Simultaneous Transmission Combination

HONG-BO

Exposure Position		Reported SAR							Scenario 1	Scenario 2	Scenario 3	Scenario 4	Scenario 5	Scenario 6	Scenario 7	Scenario 8	Scenario 9	Scenario 10	Scenario 11	Scenario 12	Scenario 13
		2	3	4	5	6	8	9	2+3	2+9	3+8	2+5	3+4	2+3+4+5	2+3+8+9	4+5	5+6	4+5+6	8+9	6+9	6+8+9
		2.4GHz WLAN TX 1	2.4GHz WLAN TX 2	5GHz WLAN TX 1	5GHz WLAN Tx2	Bluetooth TX1	6GHz WLAN TX1	6GHz WLAN TX2	Summed	Summed	Summed	Summed	Summed	Summed	Summed	Summed	Summed	Summed	Summed	Summed	Summed
		1g SAR (W/kg)	1g SAR (W/kg)	1g SAR (W/kg)	1g SAR (W/kg)	1g SAR (W/kg)	1g SAR (W/kg)	1g SAR (W/kg)	1g SAR (W/kg)	1g SAR (W/kg)	1g SAR (W/kg)	1g SAR (W/kg)	1g SAR (W/kg)	1g SAR (W/kg)	1g SAR (W/kg)	1g SAR (W/kg)	1g SAR (W/kg)	1g SAR (W/kg)	1g SAR (W/kg)	1g SAR (W/kg)	1g SAR (W/kg)
Back Surface	0	0.145	0.076	0.112	0.236	0.058	0.031	0.063	0.221	0.208	0.107	0.381	0.188	0.569	0.315	0.348	0.294	0.406	0.094	0.121	0.152
Top Edge	0	0.693	0.524	0.902	1.070	0.232	0.130	0.125	1.217	0.818	0.654	1.763	1.426	3.189	1.472	1.972	1.302	2.204	0.255	0.357	0.487
Left Edge	0	0.025	0.127	0.081	0.406	0.128	0.007	0.035	0.152	0.060	0.134	0.431	0.208	0.639	0.194	0.487	0.534	0.615	0.042	0.163	0.170
Right Edge	0	0.294	0.295	0.255	0.063	0.193	0.042	0.013	0.589	0.307	0.337	0.357	0.550	0.907	0.644	0.318	0.256	0.511	0.055	0.206	0.248

Scenario 4&6									
Position	Conditions	SAR Value (W/kg)	Coordinates (mm)			ΣSAR (W/kg)	Peak Location Separation Distance (mm)	SPLSR	Simultaneous Transmission SAR Test
			x	y	z				
Top Edge	WLAN 2.4G Tx1	0.693	-13.00	96.00	-4.58	-	-	-	-
	WLAN 5G Tx2	1.070	-10.80	-136.00	-4.83	1.763	232.01	0.010	SPLSR ≤ 0.04, Not required
Top Edge	WLAN 2.4G Tx1+WLAN 5G Tx1	1.595	-13.00	96.00	-4.58	-	-	-	-
	WLAN 2.4G Tx2+WLAN 5G Tx2	1.594	-9.40	-102.00	-5.13	3.189	198.03	0.029	SPLSR ≤ 0.04, Not required

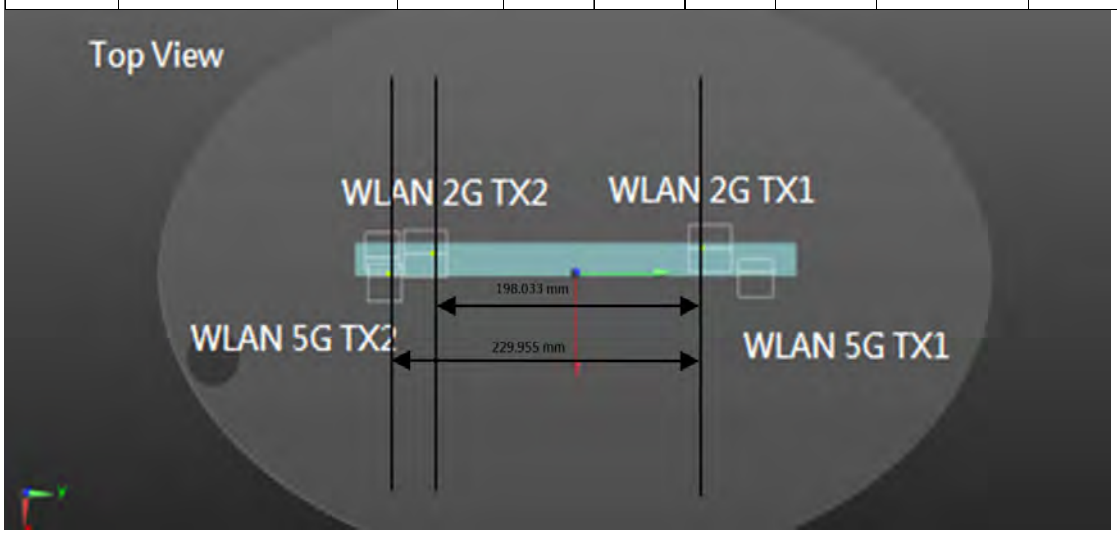

Unless otherwise stated the results shown in this test report refer only to the sample(s) tested and such sample(s) are retained for 90 days only.
除非另有說明，此報告結果僅對測試之樣品負責，同時此樣品僅保留90天。本報告未經本公司書面許可，不可部份複製。
This document is issued by the Company subject to its General Conditions of Service printed overleaf, available on request or accessible at http://www.sgs.com.tw/Terms-and-Conditions and for electronic format documents, subject to Terms and Conditions for Electronic Documents at http://www.sgs.com.tw/Terms-and-Conditions. Attention is drawn to the limitation of liability, indemnification and jurisdiction issues defined therein. Any holder of this document is advised that information contained hereon reflects the Company's findings at the time of its intervention only and within the limits of Client's instructions, if any. The Company's sole responsibility is to its Client and this document does not exonerate parties to a transaction from exercising all their rights and obligations under the transaction documents. This document cannot be reproduced except in full, without prior written approval of the Company. Any unauthorized alteration, forgery or falsification of the content or appearance of this document is unlawful and offenders may be prosecuted to the fullest extent of the law.

Scenario 8&10									
Position	Conditions	SAR Value (W/kg)	Coordinates (mm)			ΣSAR (W/kg)	Peak Location Separation Distance (mm)	SPLSR	Simultaneous Transmission SAR Test
			x	y	z				
Top Edge	WLAN 5G Tx2	1.186	-10.80	-136.00	-4.83	-	-	-	-
	WLAN 5G Tx1	0.995	-1.00	127.80	-4.33	2.181	263.98	0.012	SPLSR ≤ 0.04, Not required
	WLAN 5G Tx1+BT	1.227	-11.80	94.00	-5.53	2.413	230.00	0.016	SPLSR ≤ 0.04, Not required

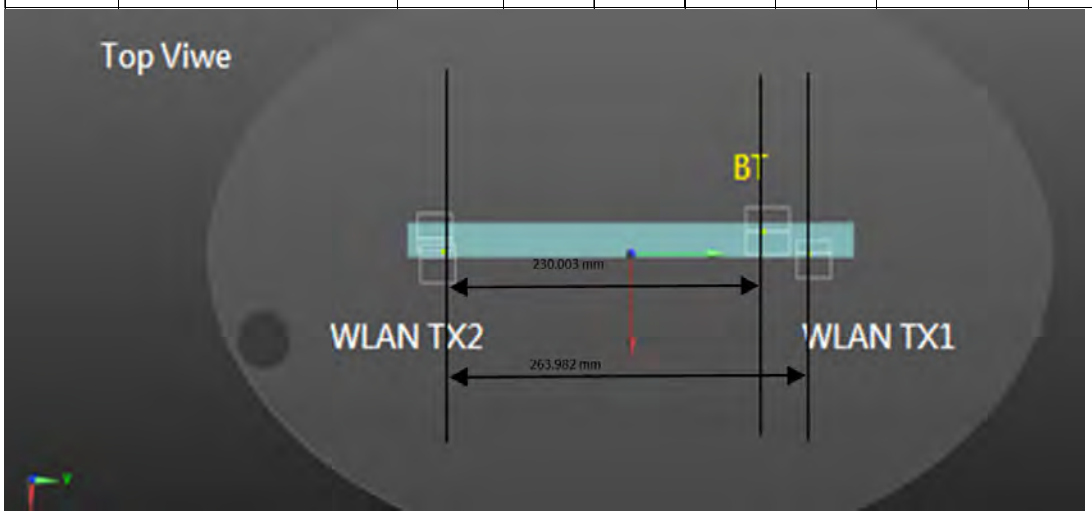

Unless otherwise stated the results shown in this test report refer only to the sample(s) tested and such sample(s) are retained for 90 days only.
除非另有說明，此報告結果僅對測試之樣品負責，同時此樣品僅保留90天。本報告未經本公司書面許可，不可部份複製。
This document is issued by the Company subject to its General Conditions of Service printed overleaf, available on request or accessible at http://www.sgs.com.tw/Terms-and-Conditions and for electronic format documents, subject to Terms and Conditions for Electronic Documents at http://www.sgs.com.tw/Terms-and-Conditions. Attention is drawn to the limitation of liability, indemnification and jurisdiction issues defined therein. Any holder of this document is advised that information contained hereon reflects the Company's findings at the time of its intervention only and within the limits of Client's instructions, if any. The Company's sole responsibility is to its Client and this document does not exonerate parties to a transaction from exercising all their rights and obligations under the transaction documents. This document cannot be reproduced except in full, without prior written approval of the Company. Any unauthorized alteration, forgery or falsification of the content or appearance of this document is unlawful and offenders may be prosecuted to the fullest extent of the law.

WNC

Exposure Position		Reported SAR							Scenario 1	Scenario 2	Scenario 3	Scenario 4	Scenario 5	Scenario 6	Scenario 7	Scenario 8	Scenario 9	Scenario 10	Scenario 11	Scenario 12	Scenario 13
		2	3	4	5	6	8	9	2+3	2+9	3+8	2+5	3+4	2+3+4+5	2+3+8+9	4+5	5+6	4+5+6	8+9	6+9	6+8+9
		2.4GHz WLAN Tx1	2.4GHz WLAN Tx2	5GHz WLAN Tx1	5GHz WLAN Tx2	Bluetooth Tx1	6GHz WLAN Tx1	6GHz WLAN Tx2	Summed	Summed	Summed	Summed	Summed	Summed	Summed	Summed	Summed	Summed	Summed	Summed	Summed
		1g SAR (W/kg)	1g SAR (W/kg)	1g SAR (W/kg)	1g SAR (W/kg)	1g SAR (W/kg)	1g SAR (W/kg)	1g SAR (W/kg)	1g SAR (W/kg)	1g SAR (W/kg)	1g SAR (W/kg)	1g SAR (W/kg)	1g SAR (W/kg)	1g SAR (W/kg)	1g SAR (W/kg)	1g SAR (W/kg)	1g SAR (W/kg)	1g SAR (W/kg)	1g SAR (W/kg)	1g SAR (W/kg)	1g SAR (W/kg)
Back Surface	0	0.128	0.047	0.052	0.268	0.043	0.029	0.028	0.175	0.156	0.076	0.396	0.099	0.495	0.232	0.320	0.311	0.363	0.057	0.071	0.100
Top Edge	0	0.487	0.256	0.737	0.676	0.319	0.108	0.113	0.743	0.600	0.364	1.163	0.993	2.156	0.964	1.413	0.995	1.732	0.221	0.432	0.540
Left Edge	0	0.022	0.116	0.003	0.345	0.062	0.011	0.041	0.138	0.063	0.127	0.367	0.119	0.486	0.190	0.348	0.407	0.410	0.052	0.103	0.114
Right Edge	0	0.306	0.001	0.266	0.006	0.178	0.045	0.012	0.307	0.318	0.046	0.312	0.267	0.579	0.364	0.272	0.184	0.450	0.057	0.190	0.235

Scenario 6									
Position	Conditions	SAR Value (W/kg)	Coordinates (mm)			ΣSAR (W/kg)	Peak Location Separation Distance (mm)	SPLSR	Simultaneous Transmission SAR Test
			x	y	z				
Top Edge	WLAN 2.4G Tx1+WLAN 5G Tx1	1.224	-11.80	97.00	-4.95	-	-	-	-
	WLAN 2.4G Tx2+WLAN 5G Tx2	0.932	-11.60	-102.80	-5.14	2.156	199.80	0.016	SPLSR ≤ 0.04, Not required

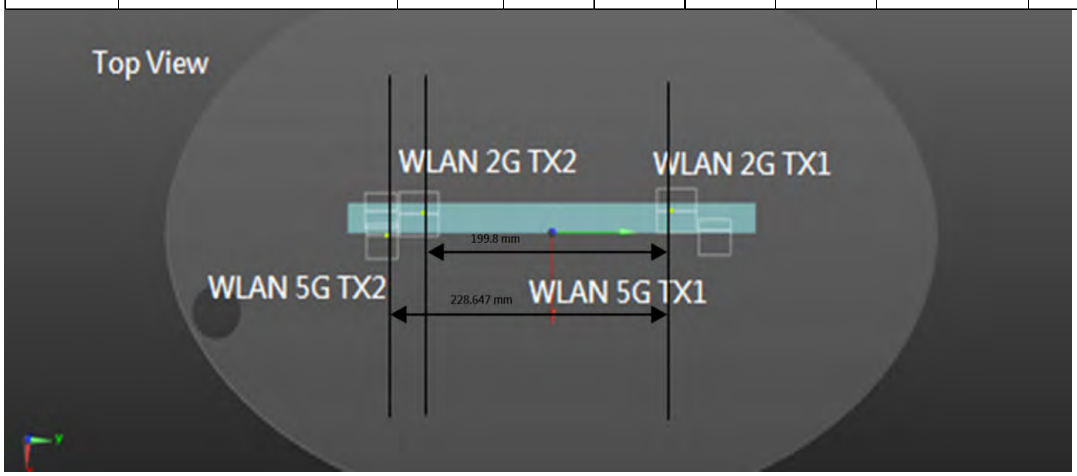

Unless otherwise stated the results shown in this test report refer only to the sample(s) tested and such sample(s) are retained for 90 days only.
除非另有說明，此報告結果僅對測試之樣品負責，同時此樣品僅保留90天。本報告未經本公司書面許可，不可部份複製。
This document is issued by the Company subject to its General Conditions of Service printed overleaf, available on request or accessible at http://www.sgs.com.tw/Terms-and-Conditions and for electronic format documents, subject to Terms and Conditions for Electronic Documents at http://www.sgs.com.tw/Terms-and-Conditions. Attention is drawn to the limitation of liability, indemnification and jurisdiction issues defined therein. Any holder of this document is advised that information contained hereon reflects the Company's findings at the time of its intervention only and within the limits of Client's instructions, if any. The Company's sole responsibility is to its Client and this document does not exonerate parties to a transaction from exercising all their rights and obligations under the transaction documents. This document cannot be reproduced except in full, without prior written approval of the Company. Any unauthorized alteration, forgery or falsification of the content or appearance of this document is unlawful and offenders may be prosecuted to the fullest extent of the law.

Scenario 10									
Position	Conditions	SAR Value (W/kg)	Coordinates (cm)			ΣSAR (W/kg)	Peak Location Separation Distance (mm)	SPLSR	Simultaneous Transmission SAR Test
			x	y	z				
Top Edge	WLAN 5G Tx2	0.676	1.20	-129.80	-5.12	-	-	-	-
	WLAN 5G Tx1	0.737	-1.00	125.60	-4.34	1.413	255.41	0.007	SPLSR ≤ 0.04, Not required
	WLAN 5G Tx1+BT	1.056	-12.80	90.60	-4.20	1.732	220.85	0.010	SPLSR ≤ 0.04, Not required

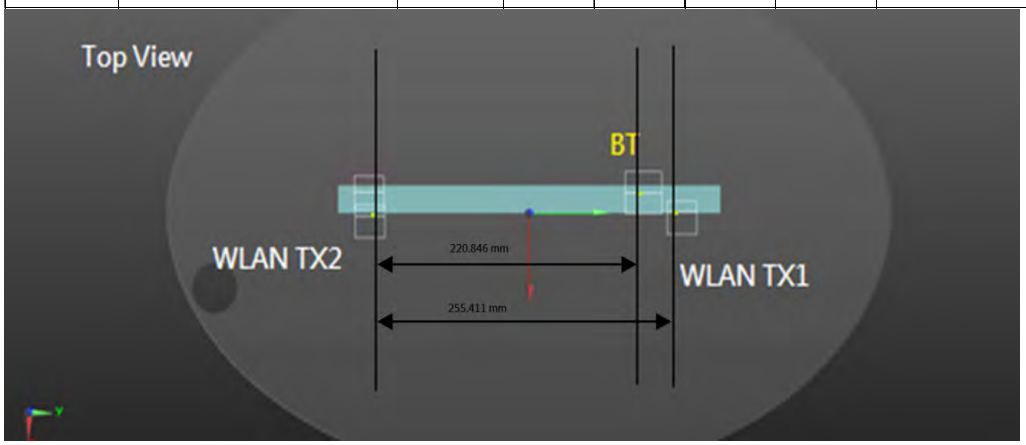

Unless otherwise stated the results shown in this test report refer only to the sample(s) tested and such sample(s) are retained for 90 days only.
除非另有說明，此報告結果僅對測試之樣品負責，同時此樣品僅保留90天。本報告未經本公司書面許可，不可部份複製。
This document is issued by the Company subject to its General Conditions of Service printed overleaf, available on request or accessible at http://www.sgs.com.tw/Terms-and-Conditions and for electronic format documents, subject to Terms and Conditions for Electronic Documents at http://www.sgs.com.tw/Terms-and-Conditions. Attention is drawn to the limitation of liability, indemnification and jurisdiction issues defined therein. Any holder of this document is advised that information contained hereon reflects the Company's findings at the time of its intervention only and within the limits of Client's instructions, if any. The Company's sole responsibility is to its Client and this document does not exonerate parties to a transaction from exercising all their rights and obligations under the transaction documents. This document cannot be reproduced except in full, without prior written approval of the Company. Any unauthorized alteration, forgery or falsification of the content or appearance of this document is unlawful and offenders may be prosecuted to the fullest extent of the law.

4. Instruments List

Manufacturer	Device	Type	Serial number	Date of last calibration	Date of next calibration
SPEAG	Dosimetric E-Field Probe	EX3DV4	3770	Apr.28,2021	Apr.27,2022
			7466	Jan.29,2021	Jan.28,2022
		EUmmWV4	9579	Oct.06,2021	Oct.05,2022
SPEAG	System Validation Dipole	D2450V2	727	Apr.14,2021	Apr.13,2022
		D5GHzV2	1023	Jan.26.2021	Jan.25.2022
		D6.5GHzV2	1006	Aug.26,2021	Aug.25,2022
		D7GHzV2	1007	Aug.26,2021	Aug.25,2022
		5G-Veri10	1021	Jan.18,2021	Jan.17,2022
SPEAG	Data acquisition Electronics	DAE4	856	Apr.23,2021	Apr.22,2022
			1665	Mar.01,2021	Feb.28,2022
SPEAG	Software	DASY 52 V52.10.4	N/A	Calibration not required	Calibration not required
SPEAG	Phantom	ELI	N/A	Calibration not required	Calibration not required
		mmWave			
SPEAG	Dielectric Assessment Kit	DAKS-3.5	1053	Feb.17,2021	Feb.16,2022
Agilent	Dual-directional coupler	772D	MY46151242	Aug.16.2021	Aug.15.2022
		778D	MY48220468	Aug.16.2021	Aug.15.2022
Agilent	Signal Generator	N5181A	MY50141235	May.30,2021	May.29,2022
Agilent	Power Meter	E4417A	MY51410006	Mar.23,2021	Mar.22,2022
Agilent	Power Sensor	E9301H	MY51470001	Mar.23,2021	Mar.22,2022
			MY51470002	Mar.23,2021	Mar.22,2022
TECPEL	Digital thermometer	DTM-303A	TP130074	Apr.26,2021	Apr.25,2022
R&S	Power Sensor	NRP18S	101974	Oct.12.2021	Oct.11.2022

Unless otherwise stated the results shown in this test report refer only to the sample(s) tested and such sample(s) are retained for 90 days only.
除非另有說明，此報告結果僅對測試之樣品負責，同時此樣品僅保留90天。本報告未經本公司書面許可，不可部份複製。
This document is issued by the Company subject to its General Conditions of Service printed overleaf, available on request or accessible at http://www.sgs.com.tw/Terms-and-Conditions and for electronic format documents, subject to Terms and Conditions for Electronic Documents at http://www.sgs.com.tw/Terms-and-Conditions. Attention is drawn to the limitation of liability, indemnification and jurisdiction issues defined therein. Any holder of this document is advised that information contained hereon reflects the Company's findings at the time of its intervention only and within the limits of Client's instructions, if any. The Company's sole responsibility is to its Client and this document does not exonerate parties to a transaction from exercising all their rights and obligations under the transaction documents. This document cannot be reproduced except in full, without prior written approval of the Company. Any unauthorized alteration, forgery or falsification of the content or appearance of this document is unlawful and offenders may be prosecuted to the fullest extent of the law.

5. Measurements

Date: 2021/12/29

Report No. :EN/2021/C0030

WLAN 802.11b, Body, Top Edge, CH 1, 0mm, Tx1

Communication System: WLAN 2.45G; Frequency: 2412 MHz; Duty cycle= 1:1.066
Medium parameters used: f = 2412 MHz; σ = 1.777 S/m; ε_r = 38.631; ρ = 1000 kg/m^3
Phantom section: Flat Section
Ambient temperature: 22.1°C; Liquid temperature: 21.7°C

DASY5 Configuration:

- Probe: EX3DV4 - SN3770; ConvF(7.67, 7.67, 7.67) @ 2412 MHz; Calibrated: 2021/4/28
- Sensor-Surface: 2mm (Mechanical Surface Detection)
- Electronics: DAE4 Sn856; Calibrated: 2021/4/23
- Phantom: ELI
- DASY52 52.10.4(1527); SEMCAD X 14.6.14(7483)

Area Scan (51x101x1): Interpolated grid: dx=12 mm, dy=12 mm
Maximum value of SAR (interpolated) = 0.970 W/kg

Zoom Scan (7x7x7)/Cube 0: Measurement grid: dx=5mm, dy=5mm, dz=5mm
Reference Value = 2.991 V/m; Power Drift = 0.03 dB
Peak SAR (extrapolated) = 1.55 W/kg
SAR(1 g) = 0.624 W/kg; SAR(10 g) = 0.257 W/kg
Smallest distance from peaks to all points 3 dB below = 6 mm
Ratio of SAR at M2 to SAR at M1 = 49%
Maximum value of SAR (measured) = 0.970 W/kg

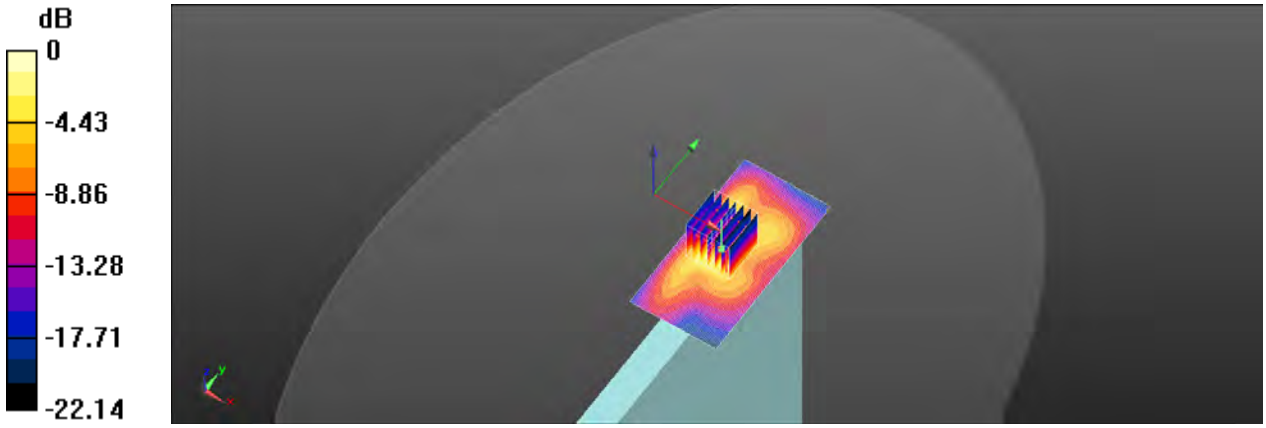

0 dB = 0.970 W/kg = -0.13 dBW/kg

Unless otherwise stated the results shown in this test report refer only to the sample(s) tested and such sample(s) are retained for 90 days only.
除非另有說明，此報告結果僅對測試之樣品負責，同時此樣品僅保留90天。本報告未經本公司書面許可，不可部份複製。
This document is issued by the Company subject to its General Conditions of Service printed overleaf, available on request or accessible at http://www.sgs.com.tw/Terms-and-Conditions and for electronic format documents, subject to Terms and Conditions for Electronic Documents at http://www.sgs.com.tw/Terms-and-Conditions. Attention is drawn to the limitation of liability, indemnification and jurisdiction issues defined therein. Any holder of this document is advised that information contained hereon reflects the Company's findings at the time of its intervention only and within the limits of Client's instructions, if any. The Company's sole responsibility is to its Client and this document does not exonerate parties to a transaction from exercising all their rights and obligations under the transaction documents. This document cannot be reproduced except in full, without prior written approval of the Company. Any unauthorized alteration, forgery or falsification of the content or appearance of this document is unlawful and offenders may be prosecuted to the fullest extent of the law.

Date: 2021/12/29

Report No. :EN/2021/C0030

Bluetooth(GFSK), Body, Top Edge, CH 0, 0mm, Tx1

Communication System: Bluetooth; Frequency: 2402 MHz; Duty cycle= 1:1.328
Medium parameters used: f = 2402 MHz; σ = 1.768 S/m; ε_r = 38.664; ρ = 1000 kg/m^3
Phantom section: Flat Section
Ambient temperature: 22.1°C; Liquid temperature: 21.7°C

DASY5 Configuration:

- Probe: EX3DV4 - SN3770; ConvF(7.67, 7.67, 7.67) @ 2402 MHz; Calibrated: 2021/4/28
- Sensor-Surface: 2mm (Mechanical Surface Detection)
- Electronics: DAE4 Sn856; Calibrated: 2021/4/23
- Phantom: ELI
- DASY52 52.10.4(1527); SEMCAD X 14.6.14(7483)

Area Scan (51x101x1): Interpolated grid: dx=12 mm, dy=12 mm
Maximum value of SAR (interpolated) = 0.262 W/kg

Zoom Scan (7x7x7)/Cube 0: Measurement grid: dx=5mm, dy=5mm, dz=5mm
Reference Value = 3.122 V/m; Power Drift = 0.16 dB
Peak SAR (extrapolated) = 0.421 W/kg
SAR(1 g) = 0.172 W/kg; SAR(10 g) = 0.073 W/kg
Smallest distance from peaks to all points 3 dB below = 7 mm
Ratio of SAR at M2 to SAR at M1 = 48.7%
Maximum value of SAR (measured) = 0.268 W/kg

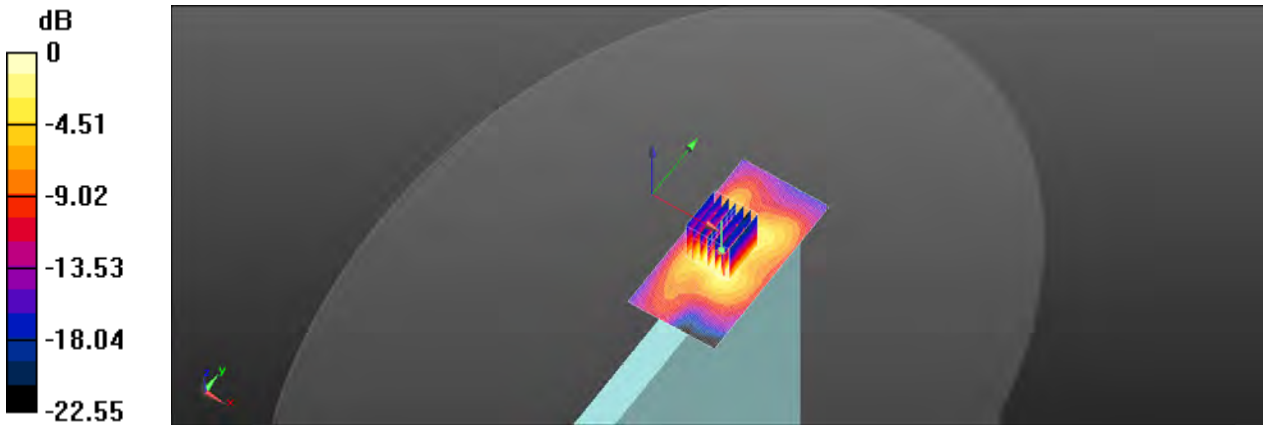

0 dB = 0.268 W/kg = -5.72 dBW/kg

Unless otherwise stated the results shown in this test report refer only to the sample(s) tested and such sample(s) are retained for 90 days only.
除非另有說明，此報告結果僅對測試之樣品負責，同時此樣品僅保留90天。本報告未經本公司書面許可，不可部份複製。
This document is issued by the Company subject to its General Conditions of Service printed overleaf, available on request or accessible at http://www.sgs.com.tw/Terms-and-Conditions and for electronic format documents, subject to Terms and Conditions for Electronic Documents at http://www.sgs.com.tw/Terms-and-Conditions. Attention is drawn to the limitation of liability, indemnification and jurisdiction issues defined therein. Any holder of this document is advised that information contained hereon reflects the Company's findings at the time of its intervention only and within the limits of Client's instructions, if any. The Company's sole responsibility is to its Client and this document does not exonerate parties to a transaction from exercising all their rights and obligations under the transaction documents. This document cannot be reproduced except in full, without prior written approval of the Company. Any unauthorized alteration, forgery or falsification of the content or appearance of this document is unlawful and offenders may be prosecuted to the fullest extent of the law.

Date: 2021/12/30

Report No. :EN/2021/C0030

WLAN 802.11n(40M) 5.2G, Body, Top Edge, CH 46, 0mm, Tx1

Communication System: WLAN 5G; Frequency: 5230 MHz; Duty cycle= 1:1.016
Medium parameters used: f = 5230 MHz; σ = 4.693 S/m; ε_r = 37.109; ρ = 1000 kg/m^3
Phantom section: Flat Section
Ambient temperature: 21.8°C; Liquid temperature: 21.4°C

DASY5 Configuration:

- Probe: EX3DV4 - SN3770; ConvF(5.61, 5.61, 5.61) @ 5230 MHz; Calibrated: 2021/4/28
- Sensor-Surface: 2mm (Mechanical Surface Detection)
- Electronics: DAE4 Sn856; Calibrated: 2021/4/23
- Phantom: ELI
- DASY52 52.10.4(1527); SEMCAD X 14.6.14(7483)

Area Scan (61x121x1): Interpolated grid: dx=10 mm, dy=10 mm
Maximum value of SAR (interpolated) = 1.17 W/kg

Zoom Scan (7x7x12)/Cube 0: Measurement grid: dx=4mm, dy=4mm, dz=2mm
Reference Value = 2.111 V/m; Power Drift = 0.18 dB
Peak SAR (extrapolated) = 2.12 W/kg
SAR(1 g) = 0.578 W/kg; SAR(10 g) = 0.209 W/kg
Smallest distance from peaks to all points 3 dB below = 5.6 mm
Ratio of SAR at M2 to SAR at M1 = 58.1%
Maximum value of SAR (measured) = 1.09 W/kg



0 dB = 1.09 W/kg = 0.37 dBW/kg

Unless otherwise stated the results shown in this test report refer only to the sample(s) tested and such sample(s) are retained for 90 days only.
除非另有說明，此報告結果僅對測試之樣品負責，同時此樣品僅保留90天。本報告未經本公司書面許可，不可部份複製。
This document is issued by the Company subject to its General Conditions of Service printed overleaf, available on request or accessible at http://www.sgs.com.tw/Terms-and-Conditions and for electronic format documents, subject to Terms and Conditions for Electronic Documents at http://www.sgs.com.tw/Terms-and-Conditions. Attention is drawn to the limitation of liability, indemnification and jurisdiction issues defined therein. Any holder of this document is advised that information contained hereon reflects the Company's findings at the time of its intervention only and within the limits of Client's instructions, if any. The Company's sole responsibility is to its Client and this document does not exonerate parties to a transaction from exercising all their rights and obligations under the transaction documents. This document cannot be reproduced except in full, without prior written approval of the Company. Any unauthorized alteration, forgery or falsification of the content or appearance of this document is unlawful and offenders may be prosecuted to the fullest extent of the law.

Date: 2021/12/31

Report No. :EN/2021/C0030

WLAN 802.11a 5.3G, Body, Top Edge, CH 60, 0mm, Tx1

Communication System: WLAN 5G; Frequency: 5300 MHz; Duty cycle= 1:1.047
Medium parameters used: f = 5300 MHz; σ = 4.792 S/m; ε_r = 37.022; ρ = 1000 kg/m^3
Phantom section: Flat Section
Ambient temperature: 21.9°C; Liquid temperature: 22.3°C

DASY5 Configuration:

- Probe: EX3DV4 - SN3770; ConvF(5.61, 5.61, 5.61) @ 5300 MHz; Calibrated: 2021/4/28
- Sensor-Surface: 2mm (Mechanical Surface Detection)
- Electronics: DAE4 Sn856; Calibrated: 2021/4/23
- Phantom: ELI
- DASY52 52.10.4(1527); SEMCAD X 14.6.14(7483)

Area Scan (61x121x1): Interpolated grid: dx=10 mm, dy=10 mm
Maximum value of SAR (interpolated) = 1.75 W/kg

Zoom Scan (7x7x12)/Cube 0: Measurement grid: dx=4mm, dy=4mm, dz=2mm
Reference Value = 3.014 V/m; Power Drift = 0.11 dB
Peak SAR (extrapolated) = 3.16 W/kg
SAR(1 g) = 0.834 W/kg; SAR(10 g) = 0.296 W/kg
Smallest distance from peaks to all points 3 dB below = 5.6 mm
Ratio of SAR at M2 to SAR at M1 = 57%
Maximum value of SAR (measured) = 1.62 W/kg



0 dB = 1.62 W/kg = 2.10 dBW/kg

Unless otherwise stated the results shown in this test report refer only to the sample(s) tested and such sample(s) are retained for 90 days only.
除非另有說明，此報告結果僅對測試之樣品負責，同時此樣品僅保留90天。本報告未經本公司書面許可，不可部份複製。
This document is issued by the Company subject to its General Conditions of Service printed overleaf, available on request or accessible at http://www.sgs.com.tw/Terms-and-Conditions and for electronic format documents, subject to Terms and Conditions for Electronic Documents at http://www.sgs.com.tw/Terms-and-Conditions. Attention is drawn to the limitation of liability, indemnification and jurisdiction issues defined therein. Any holder of this document is advised that information contained hereon reflects the Company's findings at the time of its intervention only and within the limits of Client's instructions, if any. The Company's sole responsibility is to its Client and this document does not exonerate parties to a transaction from exercising all their rights and obligations under the transaction documents. This document cannot be reproduced except in full, without prior written approval of the Company. Any unauthorized alteration, forgery or falsification of the content or appearance of this document is unlawful and offenders may be prosecuted to the fullest extent of the law.

Date: 2022/1/1

Report No. :EN/2021/C0030

WLAN 802.11a 5.6G, Body, Top Edge, CH 144, 0mm, Tx1

Communication System: WLAN 5G; Frequency: 5720 MHz; Duty cycle= 1:1.047
Medium parameters used: f = 5720 MHz; σ = 5.293 S/m; ε_r = 36.219; ρ = 1000 kg/m^3
Phantom section: Flat Section
Ambient temperature: 22.2°C; Liquid temperature: 21.8°C

DASY5 Configuration:

- Probe: EX3DV4 - SN3770; ConvF(4.95, 4.95, 4.95) @ 5720 MHz; Calibrated: 2021/4/28
- Sensor-Surface: 2mm (Mechanical Surface Detection)
- Electronics: DAE4 Sn856; Calibrated: 2021/4/23
- Phantom: ELI
- DASY52 52.10.4(1527); SEMCAD X 14.6.14(7483)

Area Scan (61x121x1): Interpolated grid: dx=10 mm, dy=10 mm
Maximum value of SAR (interpolated) = 1.35 W/kg

Zoom Scan (7x7x12)/Cube 0: Measurement grid: dx=4mm, dy=4mm, dz=2mm
Reference Value = 2.552 V/m; Power Drift = 0.14 dB
Peak SAR (extrapolated) = 2.85 W/kg
SAR(1 g) = 0.650 W/kg; SAR(10 g) = 0.210 W/kg
Smallest distance from peaks to all points 3 dB below = 4.2 mm
Ratio of SAR at M2 to SAR at M1 = 55%
Maximum value of SAR (measured) = 1.24 W/kg

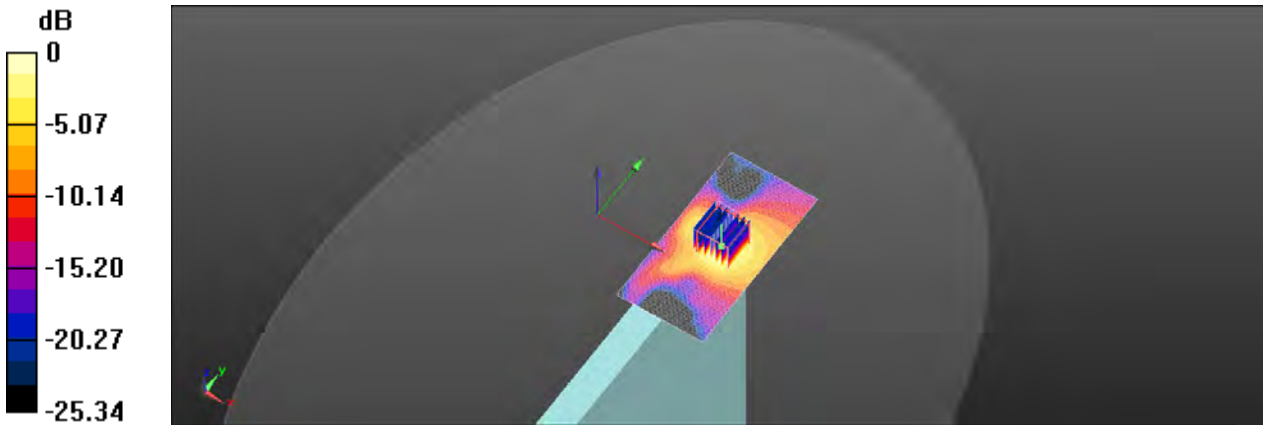

0 dB = 1.24 W/kg = 0.93 dBW/kg

Unless otherwise stated the results shown in this test report refer only to the sample(s) tested and such sample(s) are retained for 90 days only.
除非另有說明，此報告結果僅對測試之樣品負責，同時此樣品僅保留90天。本報告未經本公司書面許可，不可部份複製。
This document is issued by the Company subject to its General Conditions of Service printed overleaf, available on request or accessible at http://www.sgs.com.tw/Terms-and-Conditions and for electronic format documents, subject to Terms and Conditions for Electronic Documents at http://www.sgs.com.tw/Terms-and-Conditions. Attention is drawn to the limitation of liability, indemnification and jurisdiction issues defined therein. Any holder of this document is advised that information contained hereon reflects the Company's findings at the time of its intervention only and within the limits of Client's instructions, if any. The Company's sole responsibility is to its Client and this document does not exonerate parties to a transaction from exercising all their rights and obligations under the transaction documents. This document cannot be reproduced except in full, without prior written approval of the Company. Any unauthorized alteration, forgery or falsification of the content or appearance of this document is unlawful and offenders may be prosecuted to the fullest extent of the law.

Date: 2022/1/2

Report No. :EN/2021/C0030

WLAN 802.11a 5.8G, Body, Top Edge, CH 149, 0mm, Tx1

Communication System: WLAN 5G; Frequency: 5745 MHz; Duty cycle= 1:1.047
Medium parameters used: f = 5745 MHz; σ = 5.321 S/m; ε_r = 36.176; ρ = 1000 kg/m^3
Phantom section: Flat Section
Ambient temperature: 21.7°C; Liquid temperature: 22.0°C

DASY5 Configuration:

- Probe: EX3DV4 - SN3770; ConvF(4.95, 4.95, 4.95) @ 5745 MHz; Calibrated: 2021/4/28
- Sensor-Surface: 2mm (Mechanical Surface Detection)
- Electronics: DAE4 Sn856; Calibrated: 2021/4/23
- Phantom: ELI
- DASY52 52.10.4(1527); SEMCAD X 14.6.14(7483)

Area Scan (61x121x1): Interpolated grid: dx=10 mm, dy=10 mm
Maximum value of SAR (interpolated) = 1.18 W/kg

Zoom Scan (7x7x12)/Cube 0: Measurement grid: dx=4mm, dy=4mm, dz=2mm
Reference Value = 2.423 V/m; Power Drift = 0.17 dB
Peak SAR (extrapolated) = 2.54 W/kg
SAR(1 g) = 0.571 W/kg; SAR(10 g) = 0.188 W/kg
Smallest distance from peaks to all points 3 dB below = 4.3 mm
Ratio of SAR at M2 to SAR at M1 = 54.3%
Maximum value of SAR (measured) = 1.09 W/kg

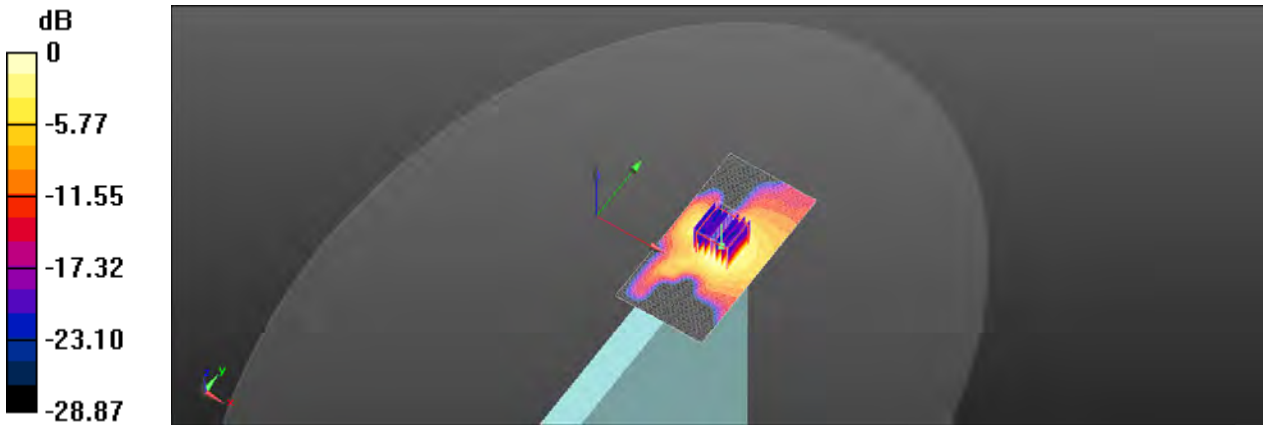

0 dB = 1.09 W/kg = 0.37 dBW/kg

Unless otherwise stated the results shown in this test report refer only to the sample(s) tested and such sample(s) are retained for 90 days only.
除非另有說明，此報告結果僅對測試之樣品負責，同時此樣品僅保留90天。本報告未經本公司書面許可，不可部份複製。
This document is issued by the Company subject to its General Conditions of Service printed overleaf, available on request or accessible at http://www.sgs.com.tw/Terms-and-Conditions and for electronic format documents, subject to Terms and Conditions for Electronic Documents at http://www.sgs.com.tw/Terms-and-Conditions. Attention is drawn to the limitation of liability, indemnification and jurisdiction issues defined therein. Any holder of this document is advised that information contained hereon reflects the Company's findings at the time of its intervention only and within the limits of Client's instructions, if any. The Company's sole responsibility is to its Client and this document does not exonerate parties to a transaction from exercising all their rights and obligations under the transaction documents. This document cannot be reproduced except in full, without prior written approval of the Company. Any unauthorized alteration, forgery or falsification of the content or appearance of this document is unlawful and offenders may be prosecuted to the fullest extent of the law.

Date: 2021/12/29

Report No. :EN/2021/C0030

WLAN 802.11b, Body, Top Edge, CH 11, 0mm, Tx2

Communication System: WLAN 2.45G; Frequency: 2462 MHz; Duty cycle= 1:1.066
Medium parameters used: f = 2462 MHz; σ = 1.823 S/m; ε_r = 38.516; ρ = 1000 kg/m^3
Phantom section: Flat Section
Ambient temperature: 22.1°C; Liquid temperature: 21.7°C

DASY5 Configuration:

- Probe: EX3DV4 - SN3770; ConvF(7.67, 7.67, 7.67) @ 2462 MHz; Calibrated: 2021/4/28
- Sensor-Surface: 2mm (Mechanical Surface Detection)
- Electronics: DAE4 Sn856; Calibrated: 2021/4/23
- Phantom: ELI
- DASY52 52.10.4(1527); SEMCAD X 14.6.14(7483)

Area Scan (51x101x1): Interpolated grid: dx=12 mm, dy=12 mm
Maximum value of SAR (interpolated) = 0.711 W/kg

Zoom Scan (7x7x7)/Cube 0: Measurement grid: dx=5mm, dy=5mm, dz=5mm
Reference Value = 2.635 V/m; Power Drift = 0.16 dB
Peak SAR (extrapolated) = 1.15 W/kg
SAR(1 g) = 0.489 W/kg; SAR(10 g) = 0.208 W/kg
Smallest distance from peaks to all points 3 dB below = 6 mm
Ratio of SAR at M2 to SAR at M1 = 51.4%
Maximum value of SAR (measured) = 0.750 W/kg



0 dB = 0.750 W/kg = -1.25 dBW/kg

Unless otherwise stated the results shown in this test report refer only to the sample(s) tested and such sample(s) are retained for 90 days only.
除非另有說明，此報告結果僅對測試之樣品負責，同時此樣品僅保留90天。本報告未經本公司書面許可，不可部份複製。
This document is issued by the Company subject to its General Conditions of Service printed overleaf, available on request or accessible at http://www.sgs.com.tw/Terms-and-Conditions and for electronic format documents, subject to Terms and Conditions for Electronic Documents at http://www.sgs.com.tw/Terms-and-Conditions. Attention is drawn to the limitation of liability, indemnification and jurisdiction issues defined therein. Any holder of this document is advised that information contained hereon reflects the Company's findings at the time of its intervention only and within the limits of Client's instructions, if any. The Company's sole responsibility is to its Client and this document does not exonerate parties to a transaction from exercising all their rights and obligations under the transaction documents. This document cannot be reproduced except in full, without prior written approval of the Company. Any unauthorized alteration, forgery or falsification of the content or appearance of this document is unlawful and offenders may be prosecuted to the fullest extent of the law.

Date: 2021/12/30

Report No. :EN/2021/C0030

WLAN 802.11n(40M) 5.2G, Body, Top Edge, CH 46, 0mm, Tx2

Communication System: WLAN 5G; Frequency: 5230 MHz; Duty cycle= 1:1.016
Medium parameters used: f = 5230 MHz; σ = 4.693 S/m; ε_r = 37.109; ρ = 1000 kg/m^3
Phantom section: Flat Section
Ambient temperature: 21.8°C; Liquid temperature: 21.4°C

DASY5 Configuration:

- Probe: EX3DV4 - SN3770; ConvF(5.61, 5.61, 5.61) @ 5230 MHz; Calibrated: 2021/4/28
- Sensor-Surface: 2mm (Mechanical Surface Detection)
- Electronics: DAE4 Sn856; Calibrated: 2021/4/23
- Phantom: ELI
- DASY52 52.10.4(1527); SEMCAD X 14.6.14(7483)

Area Scan (61x121x1): Interpolated grid: dx=10 mm, dy=10 mm
Maximum value of SAR (interpolated) = 0.576 W/kg

Zoom Scan (7x7x12)/Cube 0: Measurement grid: dx=4mm, dy=4mm, dz=2mm
Reference Value = 2.433 V/m; Power Drift = 0.12 dB
Peak SAR (extrapolated) = 1.44 W/kg
SAR(1 g) = 0.371 W/kg; SAR(10 g) = 0.122 W/kg
Smallest distance from peaks to all points 3 dB below = 4.8 mm
Ratio of SAR at M2 to SAR at M1 = 55.2%
Maximum value of SAR (measured) = 0.696 W/kg

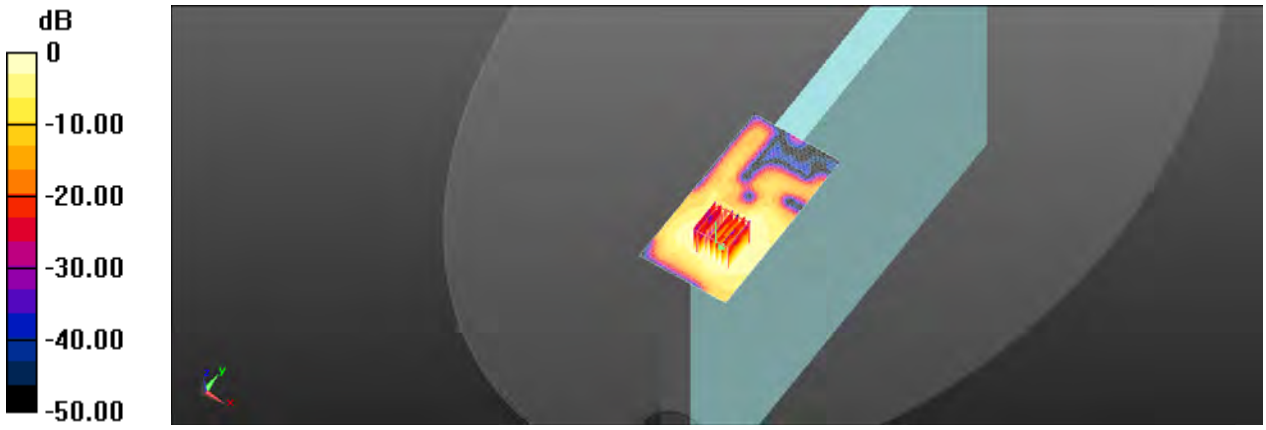

0 dB = 0.696 W/kg = -1.57 dBW/kg

Unless otherwise stated the results shown in this test report refer only to the sample(s) tested and such sample(s) are retained for 90 days only.
除非另有說明，此報告結果僅對測試之樣品負責，同時此樣品僅保留90天。本報告未經本公司書面許可，不可部份複製。
This document is issued by the Company subject to its General Conditions of Service printed overleaf, available on request or accessible at http://www.sgs.com.tw/Terms-and-Conditions and for electronic format documents, subject to Terms and Conditions for Electronic Documents at http://www.sgs.com.tw/Terms-and-Conditions. Attention is drawn to the limitation of liability, indemnification and jurisdiction issues defined therein. Any holder of this document is advised that information contained hereon reflects the Company's findings at the time of its intervention only and within the limits of Client's instructions, if any. The Company's sole responsibility is to its Client and this document does not exonerate parties to a transaction from exercising all their rights and obligations under the transaction documents. This document cannot be reproduced except in full, without prior written approval of the Company. Any unauthorized alteration, forgery or falsification of the content or appearance of this document is unlawful and offenders may be prosecuted to the fullest extent of the law.

Date: 2021/12/31

Report No. :EN/2021/C0030

WLAN 802.11a 5.3G, Body, Top Edge, CH 60, 0mm, Tx2

Communication System: WLAN 5G; Frequency: 5300 MHz; Duty cycle= 1:1.047
Medium parameters used: f = 5300 MHz; σ = 4.792 S/m; ε_r = 37.022; ρ = 1000 kg/m^3
Phantom section: Flat Section
Ambient temperature: 21.9°C; Liquid temperature: 22.3°C

DASY5 Configuration:

- Probe: EX3DV4 - SN3770; ConvF(5.61, 5.61, 5.61) @ 5300 MHz; Calibrated: 2021/4/28
- Sensor-Surface: 2mm (Mechanical Surface Detection)
- Electronics: DAE4 Sn856; Calibrated: 2021/4/23
- Phantom: ELI
- DASY52 52.10.4(1527); SEMCAD X 14.6.14(7483)

Area Scan (61x121x1): Interpolated grid: dx=10 mm, dy=10 mm
Maximum value of SAR (interpolated) = 1.10 W/kg

Zoom Scan (7x7x12)/Cube 0: Measurement grid: dx=4mm, dy=4mm, dz=2mm
Reference Value = 3.154 V/m; Power Drift = 0.13 dB
Peak SAR (extrapolated) = 2.77 W/kg
SAR(1 g) = 0.690 W/kg; SAR(10 g) = 0.227 W/kg
Smallest distance from peaks to all points 3 dB below = 4.2 mm
Ratio of SAR at M2 to SAR at M1 = 58.5%
Maximum value of SAR (measured) = 1.32 W/kg



0 dB = 1.32 W/kg = 1.21 dBW/kg

Unless otherwise stated the results shown in this test report refer only to the sample(s) tested and such sample(s) are retained for 90 days only.
除非另有說明，此報告結果僅對測試之樣品負責，同時此樣品僅保留90天。本報告未經本公司書面許可，不可部份複製。
This document is issued by the Company subject to its General Conditions of Service printed overleaf, available on request or accessible at http://www.sgs.com.tw/Terms-and-Conditions and for electronic format documents, subject to Terms and Conditions for Electronic Documents at http://www.sgs.com.tw/Terms-and-Conditions. Attention is drawn to the limitation of liability, indemnification and jurisdiction issues defined therein. Any holder of this document is advised that information contained hereon reflects the Company's findings at the time of its intervention only and within the limits of Client's instructions, if any. The Company's sole responsibility is to its Client and this document does not exonerate parties to a transaction from exercising all their rights and obligations under the transaction documents. This document cannot be reproduced except in full, without prior written approval of the Company. Any unauthorized alteration, forgery or falsification of the content or appearance of this document is unlawful and offenders may be prosecuted to the fullest extent of the law.

Date: 2022/1/1

Report No. :EN/2021/C0030

WLAN 802.11a 5.6G, Body, Top Edge, CH 144, 0mm, Tx2

Communication System: WLAN 5G; Frequency: 5720 MHz; Duty cycle= 1:1.047
Medium parameters used: f = 5720 MHz; σ = 5.293 S/m; ε_r = 36.219; ρ = 1000 kg/m^3
Phantom section: Flat Section
Ambient temperature: 22.2°C; Liquid temperature: 21.8°C

DASY5 Configuration:

- Probe: EX3DV4 - SN3770; ConvF(4.95, 4.95, 4.95) @ 5720 MHz; Calibrated: 2021/4/28
- Sensor-Surface: 2mm (Mechanical Surface Detection)
- Electronics: DAE4 Sn856; Calibrated: 2021/4/23
- Phantom: ELI
- DASY52 52.10.4(1527); SEMCAD X 14.6.14(7483)

Area Scan (61x121x1): Interpolated grid: dx=10 mm, dy=10 mm
Maximum value of SAR (interpolated) = 1.96 W/kg

Zoom Scan (7x7x12)/Cube 0: Measurement grid: dx=4mm, dy=4mm, dz=2mm
Reference Value = 2.445 V/m; Power Drift = 0.17 dB
Peak SAR (extrapolated) = 4.73 W/kg
SAR(1 g) = 0.959 W/kg; SAR(10 g) = 0.269 W/kg
Smallest distance from peaks to all points 3 dB below = 5.1 mm
Ratio of SAR at M2 to SAR at M1 = 54%
Maximum value of SAR (measured) = 2.01 W/kg



0 dB = 2.01 W/kg = 3.03 dBW/kg

Unless otherwise stated the results shown in this test report refer only to the sample(s) tested and such sample(s) are retained for 90 days only.
除非另有說明，此報告結果僅對測試之樣品負責，同時此樣品僅保留90天。本報告未經本公司書面許可，不可部份複製。
This document is issued by the Company subject to its General Conditions of Service printed overleaf, available on request or accessible at http://www.sgs.com.tw/Terms-and-Conditions and for electronic format documents, subject to Terms and Conditions for Electronic Documents at http://www.sgs.com.tw/Terms-and-Conditions. Attention is drawn to the limitation of liability, indemnification and jurisdiction issues defined therein. Any holder of this document is advised that information contained hereon reflects the Company's findings at the time of its intervention only and within the limits of Client's instructions, if any. The Company's sole responsibility is to its Client and this document does not exonerate parties to a transaction from exercising all their rights and obligations under the transaction documents. This document cannot be reproduced except in full, without prior written approval of the Company. Any unauthorized alteration, forgery or falsification of the content or appearance of this document is unlawful and offenders may be prosecuted to the fullest extent of the law.

Date: 2022/1/2

Report No. :EN/2021/C0030

WLAN 802.11a 5.8G, Body, Top Edge, CH 165, 0mm, Tx2

Communication System: WLAN 5G; Frequency: 5825 MHz; Duty cycle= 1:1.047
Medium parameters used: f = 5825 MHz; σ = 5.426 S/m; ε_r = 35.895; ρ = 1000 kg/m^3
Phantom section: Flat Section
Ambient temperature: 21.7°C; Liquid temperature: 22.0°C
DASY5 Configuration:

- Probe: EX3DV4 - SN3770; ConvF(4.95, 4.95, 4.95) @ 5825 MHz; Calibrated: 2021/4/28
- Sensor-Surface: 2mm (Mechanical Surface Detection)
- Electronics: DAE4 Sn856; Calibrated: 2021/4/23
- Phantom: ELI
- DASY52 52.10.4(1527); SEMCAD X 14.6.14(7483)

Area Scan (61x121x1): Interpolated grid: dx=10 mm, dy=10 mm
Maximum value of SAR (interpolated) = 1.61 W/kg

Zoom Scan (7x7x12)/Cube 0: Measurement grid: dx=4mm, dy=4mm, dz=2mm
Reference Value = 2.442 V/m; Power Drift = 0.18 dB
Peak SAR (extrapolated) = 4.29 W/kg
SAR(1 g) = 1.02 W/kg; SAR(10 g) = 0.312 W/kg
Smallest distance from peaks to all points 3 dB below = 4.7 mm
Ratio of SAR at M2 to SAR at M1 = 51.6%
Maximum value of SAR (measured) = 1.81 W/kg

Zoom Scan (7x7x12)/Cube 1: Measurement grid: dx=4mm, dy=4mm, dz=2mm
Reference Value = 2.442 V/m; Power Drift = 0.18 dB
Peak SAR (extrapolated) = 2.63 W/kg
SAR(1 g) = 0.722 W/kg; SAR(10 g) = 0.263 W/kg
Smallest distance from peaks to all points 3 dB below = 5.4 mm
Ratio of SAR at M2 to SAR at M1 = 53.4%
Maximum value of SAR (measured) = 1.25 W/kg



0 dB = 1.25 W/kg = 0.97 dBW/kg

Unless otherwise stated the results shown in this test report refer only to the sample(s) tested and such sample(s) are retained for 90 days only.
除非另有說明，此報告結果僅對測試之樣品負責，同時此樣品僅保留90天。本報告未經本公司書面許可，不可部份複製。
This document is issued by the Company subject to its General Conditions of Service printed overleaf, available on request or accessible at http://www.sgs.com.tw/Terms-and-Conditions and for electronic format documents, subject to Terms and Conditions for Electronic Documents at http://www.sgs.com.tw/Terms-and-Conditions. Attention is drawn to the limitation of liability, indemnification and jurisdiction issues defined therein. Any holder of this document is advised that information contained hereon reflects the Company's findings at the time of its intervention only and within the limits of Client's instructions, if any. The Company's sole responsibility is to its Client and this document does not exonerate parties to a transaction from exercising all their rights and obligations under the transaction documents. This document cannot be reproduced except in full, without prior written approval of the Company. Any unauthorized alteration, forgery or falsification of the content or appearance of this document is unlawful and offenders may be prosecuted to the fullest extent of the law.

Date: 2021/12/29

Report No. :EN/2021/C0030

WLAN 802.11b, Body, Top Edge, CH 11, 0mm, Tx1

Communication System: WLAN 2.45G; Frequency: 2462 MHz; Duty cycle= 1:1.066
Medium parameters used: f = 2462 MHz; σ = 1.823 S/m; ε_r = 38.516; ρ = 1000 kg/m^3
Phantom section: Flat Section
Ambient temperature: 22.1°C; Liquid temperature: 21.7°C

DASY5 Configuration:

- Probe: EX3DV4 - SN3770; ConvF(7.67, 7.67, 7.67) @ 2462 MHz; Calibrated: 2021/4/28
- Sensor-Surface: 2mm (Mechanical Surface Detection)
- Electronics: DAE4 Sn856; Calibrated: 2021/4/23
- Phantom: ELI
- DASY52 52.10.4(1527); SEMCAD X 14.6.14(7483)

Area Scan (51x101x1): Interpolated grid: dx=12 mm, dy=12 mm
Maximum value of SAR (interpolated) = 0.694 W/kg

Zoom Scan (7x7x7)/Cube 0: Measurement grid: dx=5mm, dy=5mm, dz=5mm
Reference Value = 2.954 V/m; Power Drift = 0.19 dB
Peak SAR (extrapolated) = 1.12 W/kg
SAR(1 g) = 0.453 W/kg; SAR(10 g) = 0.189 W/kg
Smallest distance from peaks to all points 3 dB below = 7 mm
Ratio of SAR at M2 to SAR at M1 = 48.8%
Maximum value of SAR (measured) = 0.701 W/kg

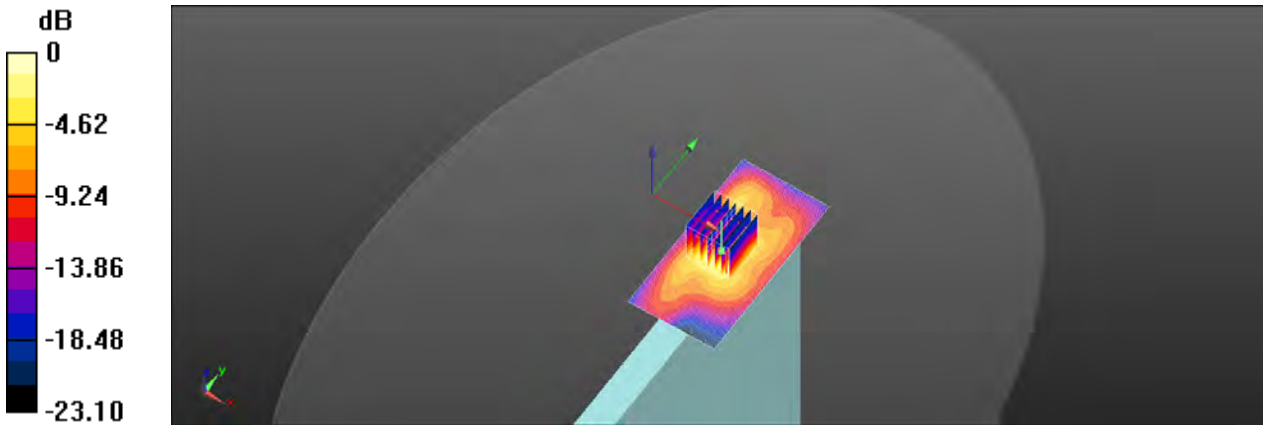

0 dB = 0.701 W/kg = -1.54 dBW/kg

Unless otherwise stated the results shown in this test report refer only to the sample(s) tested and such sample(s) are retained for 90 days only.
除非另有說明，此報告結果僅對測試之樣品負責，同時此樣品僅保留90天。本報告未經本公司書面許可，不可部份複製。
This document is issued by the Company subject to its General Conditions of Service printed overleaf, available on request or accessible at http://www.sgs.com.tw/Terms-and-Conditions and for electronic format documents, subject to Terms and Conditions for Electronic Documents at http://www.sgs.com.tw/Terms-and-Conditions. Attention is drawn to the limitation of liability, indemnification and jurisdiction issues defined therein. Any holder of this document is advised that information contained hereon reflects the Company's findings at the time of its intervention only and within the limits of Client's instructions, if any. The Company's sole responsibility is to its Client and this document does not exonerate parties to a transaction from exercising all their rights and obligations under the transaction documents. This document cannot be reproduced except in full, without prior written approval of the Company. Any unauthorized alteration, forgery or falsification of the content or appearance of this document is unlawful and offenders may be prosecuted to the fullest extent of the law.

Date: 2021/12/29

Report No. :EN/2021/C0030

Bluetooth(GFSK), Body, Top Edge, CH 0, 0mm, Tx1

Communication System: Bluetooth; Frequency: 2402 MHz; Duty cycle= 1:1.328
Medium parameters used: f = 2402 MHz; σ = 1.768 S/m; ε_r = 38.664; ρ = 1000 kg/m^3
Phantom section: Flat Section
Ambient temperature: 22.1°C; Liquid temperature: 21.7°C

DASY5 Configuration:

- Probe: EX3DV4 - SN3770; ConvF(7.67, 7.67, 7.67) @ 2402 MHz; Calibrated: 2021/4/28
- Sensor-Surface: 2mm (Mechanical Surface Detection)
- Electronics: DAE4 Sn856; Calibrated: 2021/4/23
- Phantom: ELI
- DASY52 52.10.4(1527); SEMCAD X 14.6.14(7483)

Area Scan (51x101x1): Interpolated grid: dx=12 mm, dy=12 mm
Maximum value of SAR (interpolated) = 0.349 W/kg

Zoom Scan (7x7x7)/Cube 0: Measurement grid: dx=5mm, dy=5mm, dz=5mm
Reference Value = 3.444 V/m; Power Drift = 0.18 dB
Peak SAR (extrapolated) = 0.575 W/kg
SAR(1 g) = 0.236 W/kg; SAR(10 g) = 0.099 W/kg
Smallest distance from peaks to all points 3 dB below = 7 mm
Ratio of SAR at M2 to SAR at M1 = 46.9%
Maximum value of SAR (measured) = 0.370 W/kg

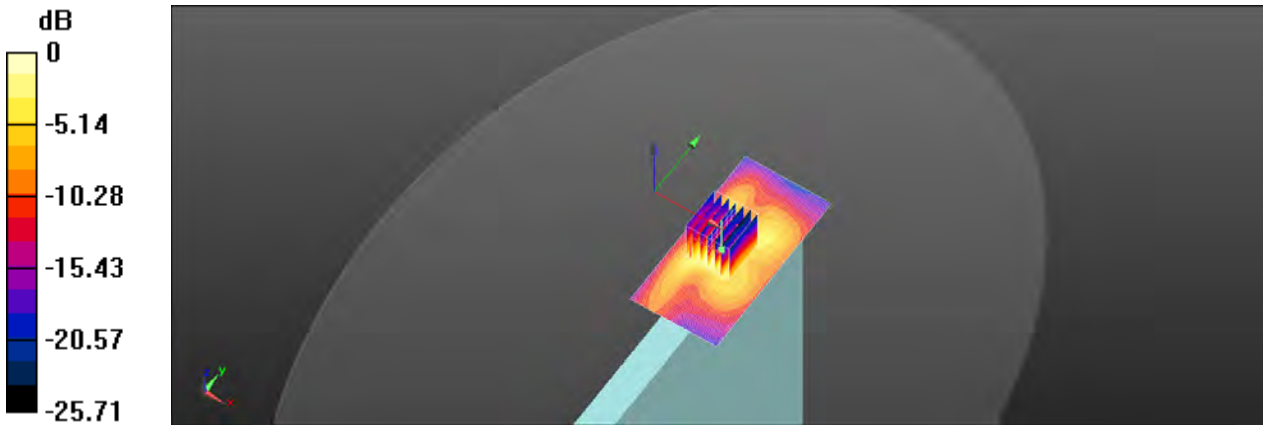

0 dB = 0.370 W/kg = -4.32 dBW/kg

Unless otherwise stated the results shown in this test report refer only to the sample(s) tested and such sample(s) are retained for 90 days only.
除非另有說明，此報告結果僅對測試之樣品負責，同時此樣品僅保留90天。本報告未經本公司書面許可，不可部份複製。
This document is issued by the Company subject to its General Conditions of Service printed overleaf, available on request or accessible at http://www.sgs.com.tw/Terms-and-Conditions and for electronic format documents, subject to Terms and Conditions for Electronic Documents at http://www.sgs.com.tw/Terms-and-Conditions. Attention is drawn to the limitation of liability, indemnification and jurisdiction issues defined therein. Any holder of this document is advised that information contained hereon reflects the Company's findings at the time of its intervention only and within the limits of Client's instructions, if any. The Company's sole responsibility is to its Client and this document does not exonerate parties to a transaction from exercising all their rights and obligations under the transaction documents. This document cannot be reproduced except in full, without prior written approval of the Company. Any unauthorized alteration, forgery or falsification of the content or appearance of this document is unlawful and offenders may be prosecuted to the fullest extent of the law.

Date: 2021/12/30

Report No. :EN/2021/C0030

WLAN 802.11n(40M) 5.2G, Body, Top Edge, CH 46, 0mm, Tx1

Communication System: WLAN 5G; Frequency: 5230 MHz; Duty cycle= 1:1.016
Medium parameters used: f = 5230 MHz; σ = 4.693 S/m; ε_r = 37.109; ρ = 1000 kg/m^3
Phantom section: Flat Section
Ambient temperature: 21.8°C; Liquid temperature: 21.4°C

DASY5 Configuration:

- Probe: EX3DV4 - SN3770; ConvF(5.61, 5.61, 5.61) @ 5230 MHz; Calibrated: 2021/4/28
- Sensor-Surface: 2mm (Mechanical Surface Detection)
- Electronics: DAE4 Sn856; Calibrated: 2021/4/23
- Phantom: ELI
- DASY52 52.10.4(1527); SEMCAD X 14.6.14(7483)

Area Scan (61x121x1): Interpolated grid: dx=10 mm, dy=10 mm
Maximum value of SAR (interpolated) = 0.829 W/kg

Zoom Scan (7x7x12)/Cube 0: Measurement grid: dx=4mm, dy=4mm, dz=2mm
Reference Value = 2.656 V/m; Power Drift = 0.11 dB
Peak SAR (extrapolated) = 1.21 W/kg
SAR(1 g) = 0.346 W/kg; SAR(10 g) = 0.129 W/kg
Smallest distance from peaks to all points 3 dB below = 5.6 mm
Ratio of SAR at M2 to SAR at M1 = 58.8%
Maximum value of SAR (measured) = 0.614 W/kg

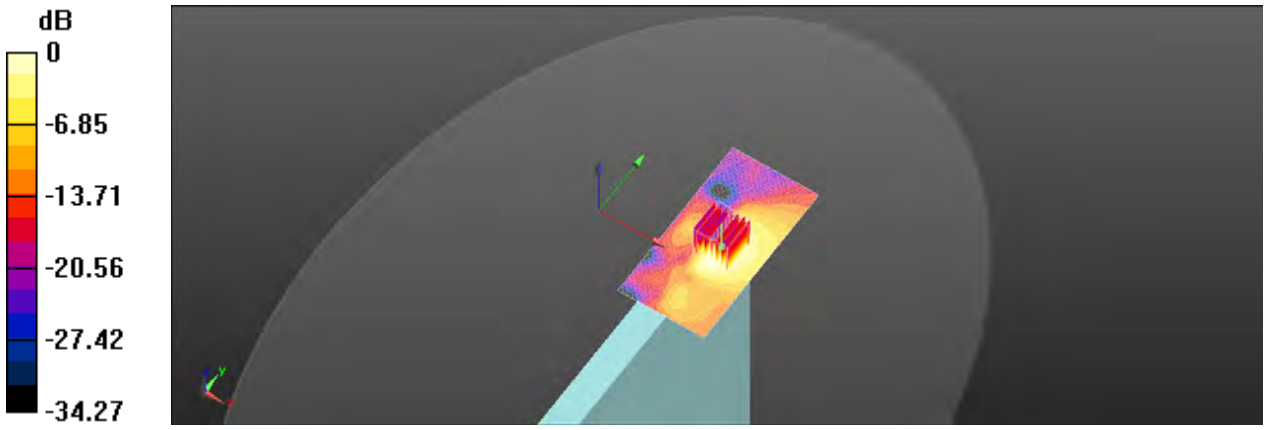

0 dB = 0.614 W/kg = -2.12 dBW/kg

Unless otherwise stated the results shown in this test report refer only to the sample(s) tested and such sample(s) are retained for 90 days only.
除非另有說明，此報告結果僅對測試之樣品負責，同時此樣品僅保留90天。本報告未經本公司書面許可，不可部份複製。
This document is issued by the Company subject to its General Conditions of Service printed overleaf, available on request or accessible at http://www.sgs.com.tw/Terms-and-Conditions and for electronic format documents, subject to Terms and Conditions for Electronic Documents at http://www.sgs.com.tw/Terms-and-Conditions. Attention is drawn to the limitation of liability, indemnification and jurisdiction issues defined therein. Any holder of this document is advised that information contained hereon reflects the Company's findings at the time of its intervention only and within the limits of Client's instructions, if any. The Company's sole responsibility is to its Client and this document does not exonerate parties to a transaction from exercising all their rights and obligations under the transaction documents. This document cannot be reproduced except in full, without prior written approval of the Company. Any unauthorized alteration, forgery or falsification of the content or appearance of this document is unlawful and offenders may be prosecuted to the fullest extent of the law.

Date: 2021/12/31

Report No. :EN/2021/C0030

WLAN 802.11a 5.3G, Body, Top Edge, CH 56, 0mm, Tx1

Communication System: WLAN 5G; Frequency: 5280 MHz; Duty cycle= 1:1.047
Medium parameters used: f = 5280 MHz; σ = 4.767 S/m; ε_r = 37.064; ρ = 1000 kg/m^3
Phantom section: Flat Section
Ambient temperature: 21.9°C; Liquid temperature: 22.3°C

DASY5 Configuration:

- Probe: EX3DV4 - SN3770; ConvF(5.61, 5.61, 5.61) @ 5280 MHz; Calibrated: 2021/4/28
- Sensor-Surface: 2mm (Mechanical Surface Detection)
- Electronics: DAE4 Sn856; Calibrated: 2021/4/23
- Phantom: ELI
- DASY52 52.10.4(1527); SEMCAD X 14.6.14(7483)

Area Scan (61x121x1): Interpolated grid: dx=10 mm, dy=10 mm
Maximum value of SAR (interpolated) = 1.64 W/kg

Zoom Scan (7x7x12)/Cube 0: Measurement grid: dx=4mm, dy=4mm, dz=2mm
Reference Value = 3.221 V/m; Power Drift = 0.12 dB
Peak SAR (extrapolated) = 2.48 W/kg
SAR(1 g) = 0.701 W/kg; SAR(10 g) = 0.260 W/kg
Smallest distance from peaks to all points 3 dB below = 5.7 mm
Ratio of SAR at M2 to SAR at M1 = 57.8%
Maximum value of SAR (measured) = 1.27 W/kg

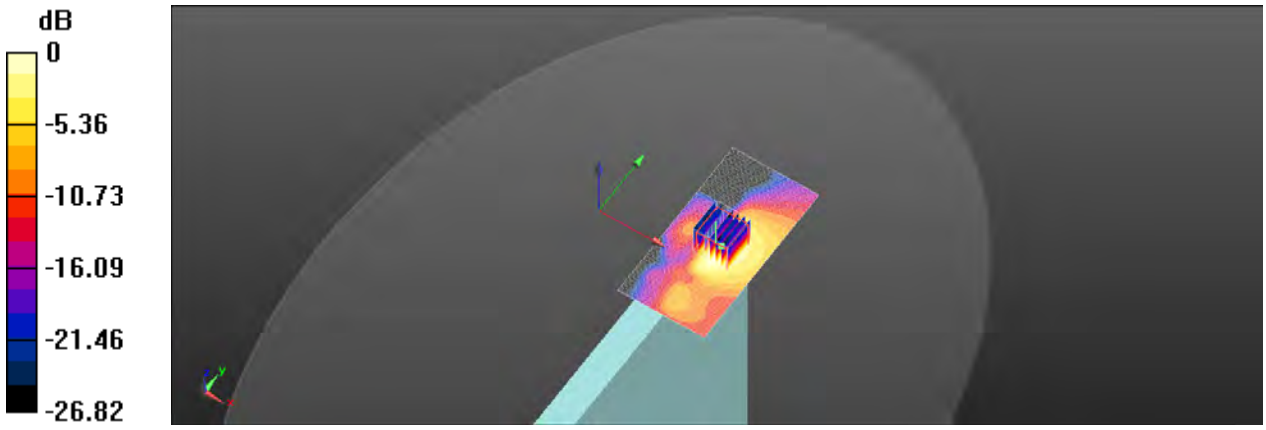

0 dB = 1.27 W/kg = 1.04 dBW/kg

Unless otherwise stated the results shown in this test report refer only to the sample(s) tested and such sample(s) are retained for 90 days only.
除非另有說明，此報告結果僅對測試之樣品負責，同時此樣品僅保留90天。本報告未經本公司書面許可，不可部份複製。
This document is issued by the Company subject to its General Conditions of Service printed overleaf, available on request or accessible at http://www.sgs.com.tw/Terms-and-Conditions and for electronic format documents, subject to Terms and Conditions for Electronic Documents at http://www.sgs.com.tw/Terms-and-Conditions. Attention is drawn to the limitation of liability, indemnification and jurisdiction issues defined therein. Any holder of this document is advised that information contained hereon reflects the Company's findings at the time of its intervention only and within the limits of Client's instructions, if any. The Company's sole responsibility is to its Client and this document does not exonerate parties to a transaction from exercising all their rights and obligations under the transaction documents. This document cannot be reproduced except in full, without prior written approval of the Company. Any unauthorized alteration, forgery or falsification of the content or appearance of this document is unlawful and offenders may be prosecuted to the fullest extent of the law.

Date: 2022/1/1

Report No. :EN/2021/C0030

WLAN 802.11a 5.6G, Body, Top Edge, CH 144, 0mm, Tx1

Communication System: WLAN 5G; Frequency: 5720 MHz; Duty cycle= 1:1.047
Medium parameters used: f = 5720 MHz; σ = 5.293 S/m; ε_r = 36.219; ρ = 1000 kg/m^3
Phantom section: Flat Section
Ambient temperature: 22.2°C; Liquid temperature: 21.8°C

DASY5 Configuration:

- Probe: EX3DV4 - SN3770; ConvF(4.95, 4.95, 4.95) @ 5720 MHz; Calibrated: 2021/4/28
- Sensor-Surface: 2mm (Mechanical Surface Detection)
- Electronics: DAE4 Sn856; Calibrated: 2021/4/23
- Phantom: ELI
- DASY52 52.10.4(1527); SEMCAD X 14.6.14(7483)

Area Scan (61x121x1): Interpolated grid: dx=10 mm, dy=10 mm
Maximum value of SAR (interpolated) = 0.690 W/kg

Zoom Scan (7x7x12)/Cube 0: Measurement grid: dx=4mm, dy=4mm, dz=2mm
Reference Value = 2.176 V/m; Power Drift = 0.15 dB
Peak SAR (extrapolated) = 1.62 W/kg
SAR(1 g) = 0.391 W/kg; SAR(10 g) = 0.146 W/kg
Smallest distance from peaks to all points 3 dB below = 4.8 mm
Ratio of SAR at M2 to SAR at M1 = 54.9%
Maximum value of SAR (measured) = 0.752 W/kg

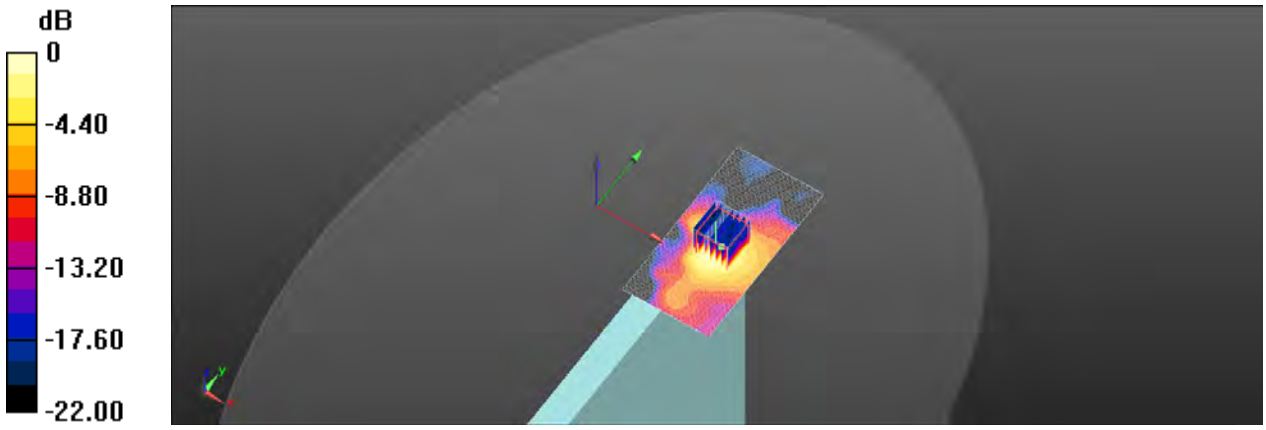

0 dB = 0.752 W/kg = -1.24 dBW/kg

Unless otherwise stated the results shown in this test report refer only to the sample(s) tested and such sample(s) are retained for 90 days only.
除非另有說明，此報告結果僅對測試之樣品負責，同時此樣品僅保留90天。本報告未經本公司書面許可，不可部份複製。
This document is issued by the Company subject to its General Conditions of Service printed overleaf, available on request or accessible at http://www.sgs.com.tw/Terms-and-Conditions and for electronic format documents, subject to Terms and Conditions for Electronic Documents at http://www.sgs.com.tw/Terms-and-Conditions. Attention is drawn to the limitation of liability, indemnification and jurisdiction issues defined therein. Any holder of this document is advised that information contained hereon reflects the Company's findings at the time of its intervention only and within the limits of Client's instructions, if any. The Company's sole responsibility is to its Client and this document does not exonerate parties to a transaction from exercising all their rights and obligations under the transaction documents. This document cannot be reproduced except in full, without prior written approval of the Company. Any unauthorized alteration, forgery or falsification of the content or appearance of this document is unlawful and offenders may be prosecuted to the fullest extent of the law.

Date: 2022/1/2

Report No. :EN/2021/C0030

WLAN 802.11a 5.8G, Body, Top Edge, CH 149, 0mm, Tx1

Communication System: WLAN 5G; Frequency: 5745 MHz; Duty cycle= 1:1.047
Medium parameters used: f = 5745 MHz; σ = 5.321 S/m; ε_r = 36.176; ρ = 1000 kg/m^3
Phantom section: Flat Section
Ambient temperature: 21.7°C; Liquid temperature: 22.0°C

DASY5 Configuration:

- Probe: EX3DV4 - SN3770; ConvF(4.95, 4.95, 4.95) @ 5745 MHz; Calibrated: 2021/4/28
- Sensor-Surface: 2mm (Mechanical Surface Detection)
- Electronics: DAE4 Sn856; Calibrated: 2021/4/23
- Phantom: ELI
- DASY52 52.10.4(1527); SEMCAD X 14.6.14(7483)

Area Scan (61x121x1): Interpolated grid: dx=10 mm, dy=10 mm
Maximum value of SAR (interpolated) = 0.916 W/kg

Zoom Scan (7x7x12)/Cube 0: Measurement grid: dx=4mm, dy=4mm, dz=2mm
Reference Value = 2.332 V/m; Power Drift = 0.18 dB
Peak SAR (extrapolated) = 2.11 W/kg
SAR(1 g) = 0.513 W/kg; SAR(10 g) = 0.187 W/kg
Smallest distance from peaks to all points 3 dB below = 4.9 mm
Ratio of SAR at M2 to SAR at M1 = 54.9%
Maximum value of SAR (measured) = 0.982 W/kg

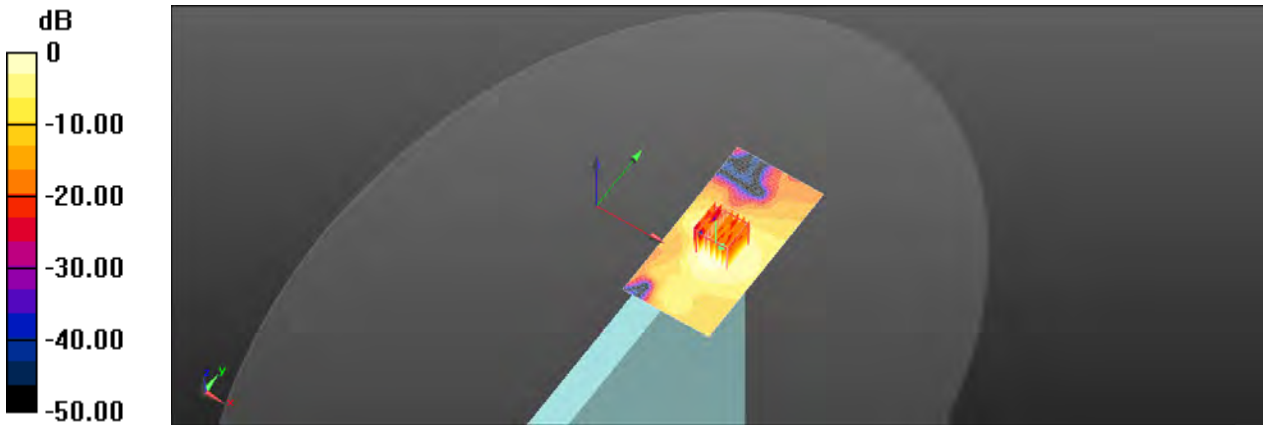

0 dB = 0.982 W/kg = -0.08 dBW/kg

Unless otherwise stated the results shown in this test report refer only to the sample(s) tested and such sample(s) are retained for 90 days only.
除非另有說明，此報告結果僅對測試之樣品負責，同時此樣品僅保留90天。本報告未經本公司書面許可，不可部份複製。
This document is issued by the Company subject to its General Conditions of Service printed overleaf, available on request or accessible at http://www.sgs.com.tw/Terms-and-Conditions and for electronic format documents, subject to Terms and Conditions for Electronic Documents at http://www.sgs.com.tw/Terms-and-Conditions. Attention is drawn to the limitation of liability, indemnification and jurisdiction issues defined therein. Any holder of this document is advised that information contained hereon reflects the Company's findings at the time of its intervention only and within the limits of Client's instructions, if any. The Company's sole responsibility is to its Client and this document does not exonerate parties to a transaction from exercising all their rights and obligations under the transaction documents. This document cannot be reproduced except in full, without prior written approval of the Company. Any unauthorized alteration, forgery or falsification of the content or appearance of this document is unlawful and offenders may be prosecuted to the fullest extent of the law.

Date: 2021/12/29

Report No. :EN/2021/C0030

WLAN 802.11b, Body, Top Edge, CH 11, 0mm, Tx2

Communication System: WLAN 2.45G; Frequency: 2462 MHz; Duty cycle= 1:1.066
Medium parameters used: f = 2462 MHz; σ = 1.823 S/m; ε_r = 38.516; ρ = 1000 kg/m^3
Phantom section: Flat Section
Ambient temperature: 22.1°C; Liquid temperature: 21.7°C

DASY5 Configuration:

- Probe: EX3DV4 - SN3770; ConvF(7.67, 7.67, 7.67) @ 2462 MHz; Calibrated: 2021/4/28
- Sensor-Surface: 2mm (Mechanical Surface Detection)
- Electronics: DAE4 Sn856; Calibrated: 2021/4/23
- Phantom: ELI
- DASY52 52.10.4(1527); SEMCAD X 14.6.14(7483)

Area Scan (51x101x1): Interpolated grid: dx=12 mm, dy=12 mm
Maximum value of SAR (interpolated) = 0.350 W/kg

Zoom Scan (7x7x7)/Cube 0: Measurement grid: dx=5mm, dy=5mm, dz=5mm
Reference Value = 2.312 V/m; Power Drift = -0.18 dB
Peak SAR (extrapolated) = 0.597 W/kg
SAR(1 g) = 0.239 W/kg; SAR(10 g) = 0.102 W/kg
Smallest distance from peaks to all points 3 dB below = 8 mm
Ratio of SAR at M2 to SAR at M1 = 43.1%
Maximum value of SAR (measured) = 0.385 W/kg

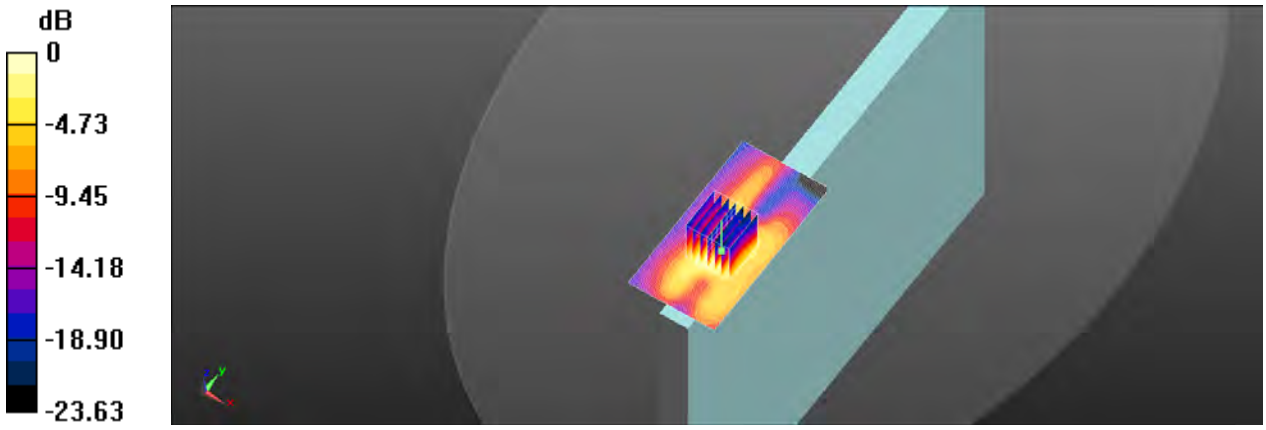

0 dB = 0.385 W/kg = -4.15 dBW/kg

Unless otherwise stated the results shown in this test report refer only to the sample(s) tested and such sample(s) are retained for 90 days only.
除非另有說明，此報告結果僅對測試之樣品負責，同時此樣品僅保留90天。本報告未經本公司書面許可，不可部份複製。
This document is issued by the Company subject to its General Conditions of Service printed overleaf, available on request or accessible at http://www.sgs.com.tw/Terms-and-Conditions and for electronic format documents, subject to Terms and Conditions for Electronic Documents at http://www.sgs.com.tw/Terms-and-Conditions. Attention is drawn to the limitation of liability, indemnification and jurisdiction issues defined therein. Any holder of this document is advised that information contained hereon reflects the Company's findings at the time of its intervention only and within the limits of Client's instructions, if any. The Company's sole responsibility is to its Client and this document does not exonerate parties to a transaction from exercising all their rights and obligations under the transaction documents. This document cannot be reproduced except in full, without prior written approval of the Company. Any unauthorized alteration, forgery or falsification of the content or appearance of this document is unlawful and offenders may be prosecuted to the fullest extent of the law.

Date: 2021/12/30

Report No. :EN/2021/C0030

WLAN 802.11n(40M) 5.2G, Body, Top Edge, CH 46, 0mm, Tx2

Communication System: WLAN 5G; Frequency: 5230 MHz; Duty cycle= 1:1.016
Medium parameters used: f = 5230 MHz; σ = 4.693 S/m; ε_r = 37.109; ρ = 1000 kg/m^3
Phantom section: Flat Section
Ambient temperature: 21.8°C; Liquid temperature: 21.4°C

DASY5 Configuration:

- Probe: EX3DV4 - SN3770; ConvF(5.61, 5.61, 5.61) @ 5230 MHz; Calibrated: 2021/4/28
- Sensor-Surface: 2mm (Mechanical Surface Detection)
- Electronics: DAE4 Sn856; Calibrated: 2021/4/23
- Phantom: ELI
- DASY52 52.10.4(1527); SEMCAD X 14.6.14(7483)

Area Scan (71x121x1): Interpolated grid: dx=10 mm, dy=10 mm
Maximum value of SAR (interpolated) = 0.309 W/kg

Zoom Scan (7x7x12)/Cube 0: Measurement grid: dx=4mm, dy=4mm, dz=2mm
Reference Value = 3.221 V/m; Power Drift = 0.16 dB
Peak SAR (extrapolated) = 0.635 W/kg
SAR(1 g) = 0.195 W/kg; SAR(10 g) = 0.069 W/kg
Smallest distance from peaks to all points 3 dB below = 6.4 mm
Ratio of SAR at M2 to SAR at M1 = 59.3%
Maximum value of SAR (measured) = 0.344 W/kg



0 dB = 0.344 W/kg = -4.63 dBW/kg

Unless otherwise stated the results shown in this test report refer only to the sample(s) tested and such sample(s) are retained for 90 days only.
除非另有說明，此報告結果僅對測試之樣品負責，同時此樣品僅保留90天。本報告未經本公司書面許可，不可部份複製。
This document is issued by the Company subject to its General Conditions of Service printed overleaf, available on request or accessible at http://www.sgs.com.tw/Terms-and-Conditions and for electronic format documents, subject to Terms and Conditions for Electronic Documents at http://www.sgs.com.tw/Terms-and-Conditions. Attention is drawn to the limitation of liability, indemnification and jurisdiction issues defined therein. Any holder of this document is advised that information contained hereon reflects the Company's findings at the time of its intervention only and within the limits of Client's instructions, if any. The Company's sole responsibility is to its Client and this document does not exonerate parties to a transaction from exercising all their rights and obligations under the transaction documents. This document cannot be reproduced except in full, without prior written approval of the Company. Any unauthorized alteration, forgery or falsification of the content or appearance of this document is unlawful and offenders may be prosecuted to the fullest extent of the law.

Date: 2021/12/31

Report No. :EN/2021/C0030

WLAN 802.11a 5.3G, Body, Top Edge, CH 60, 0mm, Tx2

Communication System: WLAN 5G; Frequency: 5300 MHz; Duty cycle= 1:1.047
Medium parameters used: f = 5300 MHz; σ = 4.792 S/m; ε_r = 37.022; ρ = 1000 kg/m^3
Phantom section: Flat Section
Ambient temperature: 21.9°C; Liquid temperature: 22.3°C
DASY5 Configuration:

- Probe: EX3DV4 - SN3770; ConvF(5.61, 5.61, 5.61) @ 5300 MHz; Calibrated: 2021/4/28
- Sensor-Surface: 2mm (Mechanical Surface Detection)
- Electronics: DAE4 Sn856; Calibrated: 2021/4/23
- Phantom: ELI
- DASY52 52.10.4(1527); SEMCAD X 14.6.14(7483)

Area Scan (61x121x1): Interpolated grid: dx=10 mm, dy=10 mm
Maximum value of SAR (interpolated) = 0.678 W/kg

Zoom Scan (7x7x12)/Cube 0: Measurement grid: dx=4mm, dy=4mm, dz=2mm
Reference Value = 2.457 V/m; Power Drift = 0.12 dB
Peak SAR (extrapolated) = 1.90 W/kg
SAR(1 g) = 0.455 W/kg; SAR(10 g) = 0.133 W/kg
Smallest distance from peaks to all points 3 dB below = 4.1 mm
Ratio of SAR at M2 to SAR at M1 = 58.2%
Maximum value of SAR (measured) = 0.890 W/kg

Zoom Scan (7x7x12)/Cube 1: Measurement grid: dx=4mm, dy=4mm, dz=2mm
Reference Value = 2.457 V/m; Power Drift = 0.12 dB
Peak SAR (extrapolated) = 1.31 W/kg
SAR(1 g) = 0.379 W/kg; SAR(10 g) = 0.142 W/kg
Smallest distance from peaks to all points 3 dB below = 5.4 mm
Ratio of SAR at M2 to SAR at M1 = 58.7%
Maximum value of SAR (measured) = 0.670 W/kg



0 dB = 0.670 W/kg = -1.74 dBW/kg

Unless otherwise stated the results shown in this test report refer only to the sample(s) tested and such sample(s) are retained for 90 days only.
除非另有說明，此報告結果僅對測試之樣品負責，同時此樣品僅保留90天。本報告未經本公司書面許可，不可部份複製。
This document is issued by the Company subject to its General Conditions of Service printed overleaf, available on request or accessible at http://www.sgs.com.tw/Terms-and-Conditions and for electronic format documents, subject to Terms and Conditions for Electronic Documents at http://www.sgs.com.tw/Terms-and-Conditions. Attention is drawn to the limitation of liability, indemnification and jurisdiction issues defined therein. Any holder of this document is advised that information contained hereon reflects the Company's findings at the time of its intervention only and within the limits of Client's instructions, if any. The Company's sole responsibility is to its Client and this document does not exonerate parties to a transaction from exercising all their rights and obligations under the transaction documents. This document cannot be reproduced except in full, without prior written approval of the Company. Any unauthorized alteration, forgery or falsification of the content or appearance of this document is unlawful and offenders may be prosecuted to the fullest extent of the law.

Date: 2022/1/1

Report No. :EN/2021/C0030

WLAN 802.11a 5.6G, Body, Top Edge, CH 144, 0mm, Tx2

Communication System: WLAN 5G; Frequency: 5720 MHz; Duty cycle= 1:1.047
Medium parameters used: f = 5720 MHz; σ = 5.293 S/m; ε_r = 36.219; ρ = 1000 kg/m^3
Phantom section: Flat Section
Ambient temperature: 22.2°C; Liquid temperature: 21.8°C
DASY5 Configuration:

- Probe: EX3DV4 - SN3770; ConvF(4.95, 4.95, 4.95) @ 5720 MHz; Calibrated: 2021/4/28
- Sensor-Surface: 2mm (Mechanical Surface Detection)
- Electronics: DAE4 Sn856; Calibrated: 2021/4/23
- Phantom: ELI
- DASY52 52.10.4(1527); SEMCAD X 14.6.14(7483)

Area Scan (71x121x1): Interpolated grid: dx=10 mm, dy=10 mm
Maximum value of SAR (interpolated) = 1.19 W/kg

Zoom Scan (7x7x12)/Cube 0: Measurement grid: dx=4mm, dy=4mm, dz=2mm
Reference Value = 3.223 V/m; Power Drift = 0.15 dB
Peak SAR (extrapolated) = 2.86 W/kg
SAR(1 g) = 0.575 W/kg; SAR(10 g) = 0.172 W/kg
Smallest distance from peaks to all points 3 dB below = 4.8 mm
Ratio of SAR at M2 to SAR at M1 = 53.8%
Maximum value of SAR (measured) = 1.20 W/kg

Zoom Scan (7x7x12)/Cube 1: Measurement grid: dx=4mm, dy=4mm, dz=2mm
Reference Value = 3.223 V/m; Power Drift = 0.15 dB
Peak SAR (extrapolated) = 2.34 W/kg
SAR(1 g) = 0.587 W/kg; SAR(10 g) = 0.210 W/kg
Smallest distance from peaks to all points 3 dB below = 5.8 mm
Ratio of SAR at M2 to SAR at M1 = 54.7%
Maximum value of SAR (measured) = 1.13 W/kg

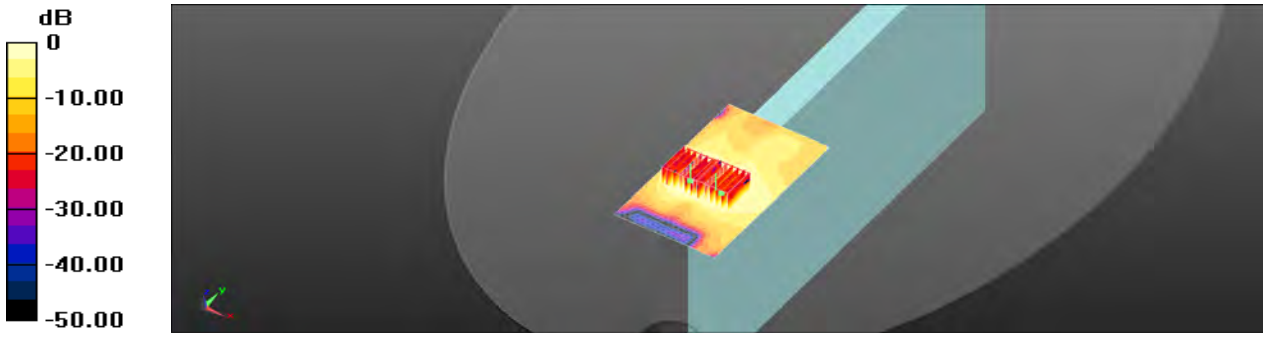

0 dB = 1.13 W/kg = 0.53 dBW/kg

Unless otherwise stated the results shown in this test report refer only to the sample(s) tested and such sample(s) are retained for 90 days only.
除非另有說明，此報告結果僅對測試之樣品負責，同時此樣品僅保留90天。本報告未經本公司書面許可，不可部份複製。
This document is issued by the Company subject to its General Conditions of Service printed overleaf, available on request or accessible at http://www.sgs.com.tw/Terms-and-Conditions and for electronic format documents, subject to Terms and Conditions for Electronic Documents at http://www.sgs.com.tw/Terms-and-Conditions. Attention is drawn to the limitation of liability, indemnification and jurisdiction issues defined therein. Any holder of this document is advised that information contained hereon reflects the Company's findings at the time of its intervention only and within the limits of Client's instructions, if any. The Company's sole responsibility is to its Client and this document does not exonerate parties to a transaction from exercising all their rights and obligations under the transaction documents. This document cannot be reproduced except in full, without prior written approval of the Company. Any unauthorized alteration, forgery or falsification of the content or appearance of this document is unlawful and offenders may be prosecuted to the fullest extent of the law.

Date: 2022/1/2

Report No. :EN/2021/C0030

WLAN 802.11a 5.8G, Body, Top Edge, CH 165, 0mm, Tx2

Communication System: WLAN 5G; Frequency: 5825 MHz; Duty cycle= 1:1.047
Medium parameters used: f = 5825 MHz; σ = 5.426 S/m; ε_r = 35.895; ρ = 1000 kg/m^3
Phantom section: Flat Section
Ambient temperature: 21.7°C; Liquid temperature: 22.0°C
DASY5 Configuration:

- Probe: EX3DV4 - SN3770; ConvF(4.95, 4.95, 4.95) @ 5825 MHz; Calibrated: 2021/4/28
- Sensor-Surface: 2mm (Mechanical Surface Detection)
- Electronics: DAE4 Sn856; Calibrated: 2021/4/23
- Phantom: ELI
- DASY52 52.10.4(1527); SEMCAD X 14.6.14(7483)

Area Scan (71x121x1): Interpolated grid: dx=10 mm, dy=10 mm
Maximum value of SAR (interpolated) = 1.33 W/kg

Zoom Scan (7x7x12)/Cube 0: Measurement grid: dx=4mm, dy=4mm, dz=2mm
Reference Value = 2.976 V/m; Power Drift = 0.17 dB
Peak SAR (extrapolated) = 3.20 W/kg
SAR(1 g) = 0.644 W/kg; SAR(10 g) = 0.189 W/kg
Smallest distance from peaks to all points 3 dB below = 4.8 mm
Ratio of SAR at M2 to SAR at M1 = 53%
Maximum value of SAR (measured) = 1.36 W/kg

Zoom Scan (7x7x12)/Cube 1: Measurement grid: dx=4mm, dy=4mm, dz=2mm
Reference Value = 2.976 V/m; Power Drift = 0.17 dB
Peak SAR (extrapolated) = 2.54 W/kg
SAR(1 g) = 0.631 W/kg; SAR(10 g) = 0.224 W/kg
Smallest distance from peaks to all points 3 dB below = 6.4 mm
Ratio of SAR at M2 to SAR at M1 = 54.4%
Maximum value of SAR (measured) = 1.24 W/kg

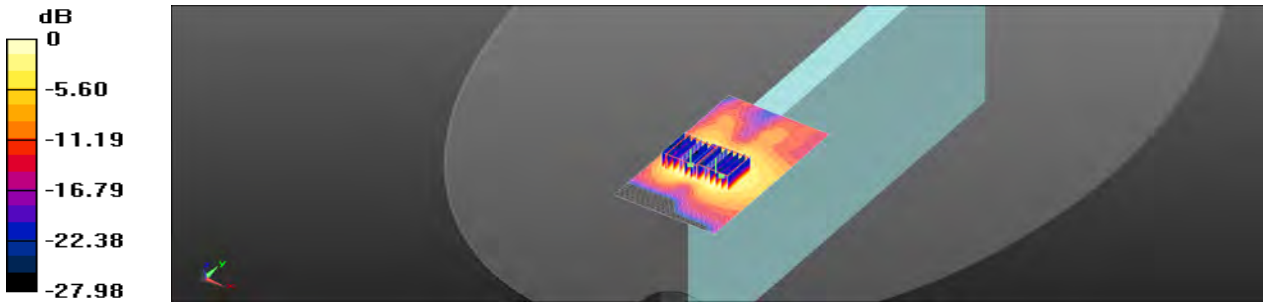

0 dB = 1.24 W/kg = 0.93 dBW/kg

Unless otherwise stated the results shown in this test report refer only to the sample(s) tested and such sample(s) are retained for 90 days only.
除非另有說明，此報告結果僅對測試之樣品負責，同時此樣品僅保留90天。本報告未經本公司書面許可，不可部份複製。
This document is issued by the Company subject to its General Conditions of Service printed overleaf, available on request or accessible at http://www.sgs.com.tw/Terms-and-Conditions and for electronic format documents, subject to Terms and Conditions for Electronic Documents at http://www.sgs.com.tw/Terms-and-Conditions. Attention is drawn to the limitation of liability, indemnification and jurisdiction issues defined therein. Any holder of this document is advised that information contained hereon reflects the Company's findings at the time of its intervention only and within the limits of Client's instructions, if any. The Company's sole responsibility is to its Client and this document does not exonerate parties to a transaction from exercising all their rights and obligations under the transaction documents. This document cannot be reproduced except in full, without prior written approval of the Company. Any unauthorized alteration, forgery or falsification of the content or appearance of this document is unlawful and offenders may be prosecuted to the fullest extent of the law.

Report No. :EN/2021/C0030
Measurement Report for Pixie, EDGE TOP, U-NII-5, IEEE 802.11ax (160MHz, MCS0, 90pc duty cycle), Channel 15 (6025.0 MHz)_Tx1
Device Under Test Properties

Model, Manufacturer	Dimensions [mm]	IMEI	DUT Type
Pixie,	227.0 x 309.0 x 21.0		Tablet

Exposure Conditions

Phantom Section, TSL	Position, Test Distance [mm]	Band	Group, UID	Frequency [MHz], Channel Number	Conversion Factor	TSL Conductivity [S/m]	TSL Permittivity
Flat, HSL	EDGE TOP, 0.00	U-NII-5	WLAN, 10743-AAC	6025.0, 15	5.7	5.423	34.647

Hardware Setup

Phantom	TSL, Measured Date	Probe, Calibration Date	DAE, Calibration Date
ELI	HBBL-600-10000	EX3DV4 - SN7466, 2021-01-29	DAE4 Sn1665, 2021-03-01

Scans Setup

	Area Scan	Zoom Scan
Grid Extents [mm]	68.0 x 85.0	22.0 x 22.0 x 22.0
Grid Steps [mm]	8.5 x 8.5	3.4 x 3.4 x 1.4
Sensor Surface [mm]	3.0	1.4
Graded Grid	Yes	Yes
Grading Ratio	1.5	1.4
MAIA	N/A	N/A
Surface Detection	VMS + 6p	VMS + 6p
Scan Method	Measured	Measured

Measurement Results

	Area Scan	Zoom Scan
Date	2022-01-03, 07:04	2022-01-03, 07:17
psSAR1g [W/Kg]	0.106	0.119
psSAR10g [W/Kg]	0.038	0.040
Power Drift [dB]	0.05	-0.12
Power Scaling	Disabled	Disabled
Scaling Factor [dB]		
TSL Correction	No correction	No correction
M2/M1 [%]		59.4
Dist 3dB Peak [mm]		5.4



Unless otherwise stated the results shown in this test report refer only to the sample(s) tested and such sample(s) are retained for 90 days only.
除非另有說明，此報告結果僅對測試之樣品負責，同時此樣品僅保留90天。本報告未經本公司書面許可，不可部份複製。
This document is issued by the Company subject to its General Conditions of Service printed overleaf, available on request or accessible at http://www.sgs.com.tw/Terms-and-Conditions and for electronic format documents, subject to Terms and Conditions for Electronic Documents at http://www.sgs.com.tw/Terms-and-Conditions. Attention is drawn to the limitation of liability, indemnification and jurisdiction issues defined therein. Any holder of this document is advised that information contained hereon reflects the Company's findings at the time of its intervention only and within the limits of Client's instructions, if any. The Company's sole responsibility is to its Client and this document does not exonerate parties to a transaction from exercising all their rights and obligations under the transaction documents. This document cannot be reproduced except in full, without prior written approval of the Company. Any unauthorized alteration, forgery or falsification of the content or appearance of this document is unlawful and offenders may be prosecuted to the fullest extent of the law.

Report No. :EN/2021/C0030
Measurement Report for Pixie, EDGE TOP, U-NII-6, IEEE 802.11ax (160MHz, MCS0, 90pc duty cycle), Channel 111 (6505.0 MHz)_Tx1
Device Under Test Properties

Model, Manufacturer	Dimensions [mm]	IMEI	DUT Type
Pixie,	227.0 x 309.0 x 21.0		Tablet

Exposure Conditions

Phantom Section, TSL	Position, Test Distance [mm]	Band	Group, UID	Frequency [MHz], Channel Number	Conversion Factor	TSL Conductivity [S/m]	TSL Permittivity
Flat, HSL	EDGE TOP, 0.00	U-NII-6	WLAN, 10743-AAC	6505.0, 111	5.7	5.982	34.085

Hardware Setup

Phantom	TSL, Measured Date	Probe, Calibration Date	DAE, Calibration Date
ELI	HBBL-600-10000	EX3DV4 - SN7466, 2021-01-29	DAE4 Sn1665, 2021-03-01

Scans Setup

	Area Scan	Zoom Scan
Grid Extents [mm]	68.0 x 85.0	22.0 x 22.0 x 22.0
Grid Steps [mm]	8.5 x 8.5	3.4 x 3.4 x 1.4
Sensor Surface [mm]	3.0	1.4
Graded Grid	Yes	Yes
Grading Ratio	1.5	1.4
MAIA	N/A	N/A
Surface Detection	VMS + 6p	VMS + 6p
Scan Method	Measured	Measured

Measurement Results

	Area Scan	Zoom Scan
Date	2022-01-03, 08:14	2022-01-03, 08:26
psSAR1g [W/Kg]	0.102	0.117
psSAR10g [W/Kg]	0.037	0.041
Power Drift [dB]	0.14	-0.08
Power Scaling	Disabled	Disabled
Scaling Factor [dB]		
TSL Correction	No correction	No correction
M2/M1 [%]		55.7
Dist 3dB Peak [mm]		6.1



Unless otherwise stated the results shown in this test report refer only to the sample(s) tested and such sample(s) are retained for 90 days only.
除非另有說明，此報告結果僅對測試之樣品負責，同時此樣品僅保留90天。本報告未經本公司書面許可，不可部份複製。
This document is issued by the Company subject to its General Conditions of Service printed overleaf, available on request or accessible at http://www.sgs.com.tw/Terms-and-Conditions and for electronic format documents, subject to Terms and Conditions for Electronic Documents at http://www.sgs.com.tw/Terms-and-Conditions. Attention is drawn to the limitation of liability, indemnification and jurisdiction issues defined therein. Any holder of this document is advised that information contained hereon reflects the Company's findings at the time of its intervention only and within the limits of Client's instructions, if any. The Company's sole responsibility is to its Client and this document does not exonerate parties to a transaction from exercising all their rights and obligations under the transaction documents. This document cannot be reproduced except in full, without prior written approval of the Company. Any unauthorized alteration, forgery or falsification of the content or appearance of this document is unlawful and offenders may be prosecuted to the fullest extent of the law.

Report No. :EN/2021/C0030
Measurement Report for Pixie, EDGE TOP, U-NII-7, IEEE 802.11ax (160MHz, MCS0, 90pc duty cycle), Channel 175 (6825.0 MHz)_Tx1
Device Under Test Properties

Model, Manufacturer	Dimensions [mm]	IMEI	DUT Type
Pixie,	227.0 x 309.0 x 21.0		Tablet

Exposure Conditions

Phantom Section, TSL	Position, Test Distance [mm]	Band	Group, UID	Frequency [MHz], Channel Number	Conversion Factor	TSL Conductivity [S/m]	TSL Permittivity
Flat, HSL	EDGE TOP, 0.00	U-NII-7	WLAN, 10743-AAC	6825.0, 175	5.7	6.349	33.713

Hardware Setup

Phantom	TSL, Measured Date	Probe, Calibration Date	DAE, Calibration Date
ELI	HBBL-600-10000	EX3DV4 - SN7466, 2021-01-29	DAE4 Sn1665, 2021-03-01

Scans Setup

	Area Scan	Zoom Scan
Grid Extents [mm]	68.0 x 85.0	22.0 x 22.0 x 22.0
Grid Steps [mm]	8.5 x 8.5	3.4 x 3.4 x 1.4
Sensor Surface [mm]	3.0	1.4
Graded Grid	Yes	Yes
Grading Ratio	1.5	1.4
MAIA	N/A	N/A
Surface Detection	VMS + 6p	VMS + 6p
Scan Method	Measured	Measured

Measurement Results

	Area Scan	Zoom Scan
Date	2022-01-03, 08:48	2022-01-03, 08:59
psSAR1g [W/Kg]	0.066	0.067
psSAR10g [W/Kg]	0.026	0.026
Power Drift [dB]	-0.11	-0.09
Power Scaling	Disabled	Disabled
Scaling Factor [dB]		
TSL Correction	No correction	No correction
M2/M1 [%]		54.1
Dist 3dB Peak [mm]		4.8



Unless otherwise stated the results shown in this test report refer only to the sample(s) tested and such sample(s) are retained for 90 days only.
除非另有說明，此報告結果僅對測試之樣品負責，同時此樣品僅保留90天。本報告未經本公司書面許可，不可部份複製。
This document is issued by the Company subject to its General Conditions of Service printed overleaf, available on request or accessible at http://www.sgs.com.tw/Terms-and-Conditions and for electronic format documents, subject to Terms and Conditions for Electronic Documents at http://www.sgs.com.tw/Terms-and-Conditions. Attention is drawn to the limitation of liability, indemnification and jurisdiction issues defined therein. Any holder of this document is advised that information contained hereon reflects the Company's findings at the time of its intervention only and within the limits of Client's instructions, if any. The Company's sole responsibility is to its Client and this document does not exonerate parties to a transaction from exercising all their rights and obligations under the transaction documents. This document cannot be reproduced except in full, without prior written approval of the Company. Any unauthorized alteration, forgery or falsification of the content or appearance of this document is unlawful and offenders may be prosecuted to the fullest extent of the law.

Report No. :EN/2021/C0030
Measurement Report for Pixie, EDGE TOP, U-NII-8, IEEE 802.11ax (160MHz, MCS0, 90pc duty cycle), Channel 207 (6985.0 MHz)_Tx1
Device Under Test Properties

Model, Manufacturer	Dimensions [mm]	IMEI	DUT Type
Pixie,	227.0 x 309.0 x 21.0		Tablet

Exposure Conditions

Phantom Section, TSL	Position, Test Distance [mm]	Band	Group, UID	Frequency [MHz], Channel Number	Conversion Factor	TSL Conductivity [S/m]	TSL Permittivity
Flat, HSL	EDGE TOP, 0.00	U-NII-8	WLAN, 10743-AAC	6985.0, 207	5.85	6.531	33.524

Hardware Setup

Phantom	TSL, Measured Date	Probe, Calibration Date	DAE, Calibration Date
ELI	HBBL-600-10000	EX3DV4 - SN7466, 2021-01-29	DAE4 Sn1665, 2021-03-01

Scans Setup

	Area Scan	Zoom Scan
Grid Extents [mm]	68.0 x 85.0	22.0 x 22.0 x 22.0
Grid Steps [mm]	8.5 x 8.5	3.4 x 3.4 x 1.4
Sensor Surface [mm]	3.0	1.4
Graded Grid	Yes	Yes
Grading Ratio	1.5	1.4
MAIA	N/A	N/A
Surface Detection	VMS + 6p	VMS + 6p
Scan Method	Measured	Measured

Measurement Results

	Area Scan	Zoom Scan
Date	2022-01-03, 09:24	2022-01-03, 09:37
psSAR1g [W/Kg]	0.035	0.038
psSAR10g [W/Kg]	0.012	0.014
Power Drift [dB]	0.13	-0.06
Power Scaling	Disabled	Disabled
Scaling Factor [dB]		
TSL Correction	No correction	No correction
M2/M1 [%]		50.2
Dist 3dB Peak [mm]		3.8

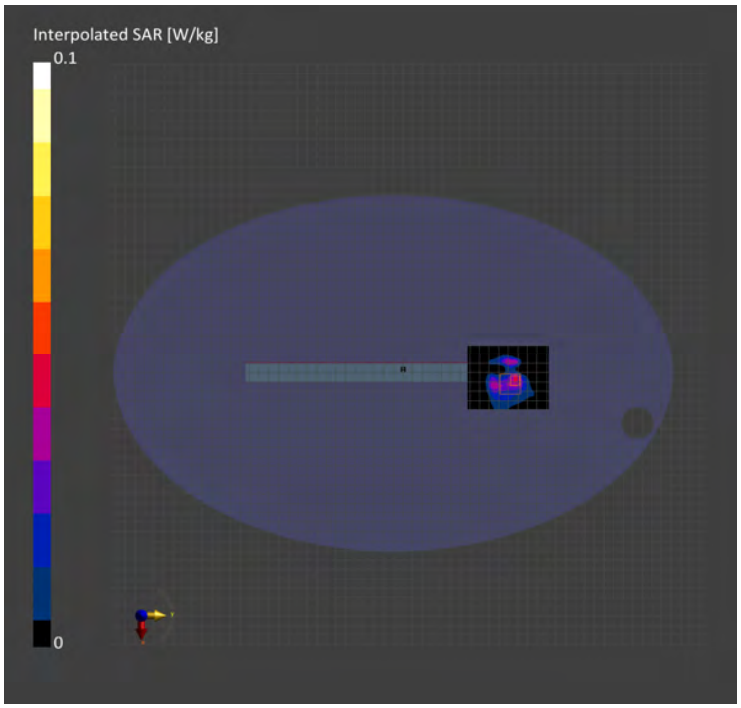

Unless otherwise stated the results shown in this test report refer only to the sample(s) tested and such sample(s) are retained for 90 days only.
除非另有說明，此報告結果僅對測試之樣品負責，同時此樣品僅保留90天。本報告未經本公司書面許可，不可部份複製。
This document is issued by the Company subject to its General Conditions of Service printed overleaf, available on request or accessible at http://www.sgs.com.tw/Terms-and-Conditions and for electronic format documents, subject to Terms and Conditions for Electronic Documents at http://www.sgs.com.tw/Terms-and-Conditions. Attention is drawn to the limitation of liability, indemnification and jurisdiction issues defined therein. Any holder of this document is advised that information contained hereon reflects the Company's findings at the time of its intervention only and within the limits of Client's instructions, if any. The Company's sole responsibility is to its Client and this document does not exonerate parties to a transaction from exercising all their rights and obligations under the transaction documents. This document cannot be reproduced except in full, without prior written approval of the Company. Any unauthorized alteration, forgery or falsification of the content or appearance of this document is unlawful and offenders may be prosecuted to the fullest extent of the law.

Report No. :EN/2021/C0030
Measurement Report for Pixie, EDGE TOP, U-NII-5, IEEE 802.11ax (160MHz, MCS0, 90pc duty cycle), Channel 15 (6025.0 MHz)_Tx2
Device Under Test Properties

Model, Manufacturer	Dimensions [mm]	IMEI	DUT Type
Pixie,	227.0 x 309.0 x 21.0		Tablet

Exposure Conditions

Phantom Section, TSL	Position, Test Distance [mm]	Band	Group, UID	Frequency [MHz], Channel Number	Conversion Factor	TSL Conductivity [S/m]	TSL Permittivity
Flat, HSL	EDGE TOP, 0.00	U-NII-5	WLAN, 10743-AAC	6025.0, 15	5.7	5.423	34.647

Hardware Setup

Phantom	TSL, Measured Date	Probe, Calibration Date	DAE, Calibration Date
ELI	HBBL-600-10000	EX3DV4 - SN7466, 2021-01-29	DAE4 Sn1665, 2021-03-01

Scans Setup

	Area Scan	Zoom Scan
Grid Extents [mm]	68.0 x 85.0	22.0 x 22.0 x 22.0
Grid Steps [mm]	8.5 x 8.5	3.4 x 3.4 x 1.4
Sensor Surface [mm]	3.0	1.4
Graded Grid	Yes	Yes
Grading Ratio	1.5	1.4
MAIA	N/A	N/A
Surface Detection	VMS + 6p	VMS + 6p
Scan Method	Measured	Measured

Measurement Results

	Area Scan	Zoom Scan
Date	2022-01-03, 10:00	2022-01-03, 10:13
psSAR1g [W/Kg]	0.110	0.119
psSAR10g [W/Kg]	0.035	0.031
Power Drift [dB]	-0.07	-0.14
Power Scaling	Disabled	Disabled
Scaling Factor [dB]		
TSL Correction	No correction	No correction
M2/M1 [%]		55.3
Dist 3dB Peak [mm]		5.2

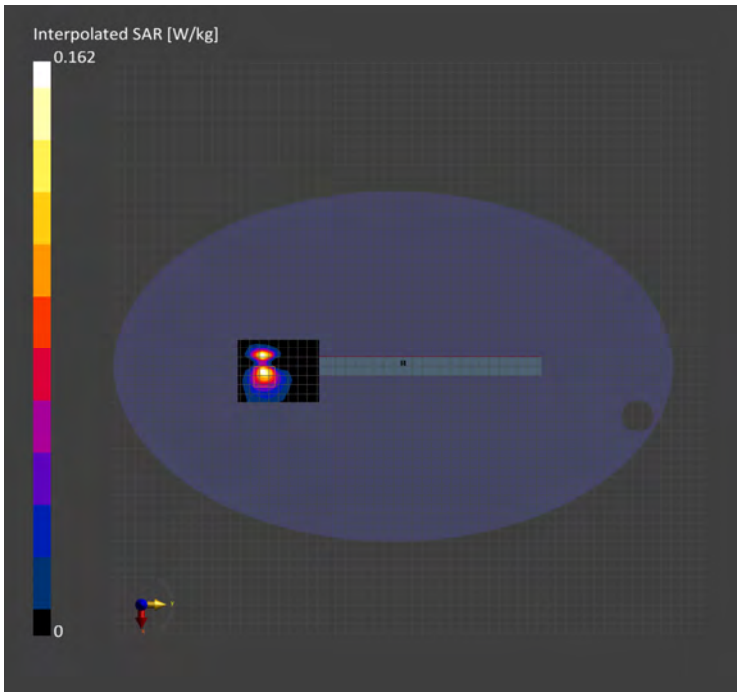

Unless otherwise stated the results shown in this test report refer only to the sample(s) tested and such sample(s) are retained for 90 days only.
除非另有說明，此報告結果僅對測試之樣品負責，同時此樣品僅保留90天。本報告未經本公司書面許可，不可部份複製。
This document is issued by the Company subject to its General Conditions of Service printed overleaf, available on request or accessible at http://www.sgs.com.tw/Terms-and-Conditions and for electronic format documents, subject to Terms and Conditions for Electronic Documents at http://www.sgs.com.tw/Terms-and-Conditions. Attention is drawn to the limitation of liability, indemnification and jurisdiction issues defined therein. Any holder of this document is advised that information contained hereon reflects the Company's findings at the time of its intervention only and within the limits of Client's instructions, if any. The Company's sole responsibility is to its Client and this document does not exonerate parties to a transaction from exercising all their rights and obligations under the transaction documents. This document cannot be reproduced except in full, without prior written approval of the Company. Any unauthorized alteration, forgery or falsification of the content or appearance of this document is unlawful and offenders may be prosecuted to the fullest extent of the law.

Report No. :EN/2021/C0030
Measurement Report for Pixie, EDGE TOP, U-NII-6, IEEE 802.11ax (160MHz, MCS0, 90pc duty cycle), Channel 111 (6505.0 MHz)_Tx2
Device Under Test Properties

Model, Manufacturer	Dimensions [mm]	IMEI	DUT Type
Pixie,	227.0 x 309.0 x 21.0		Tablet

Exposure Conditions

Phantom Section, TSL	Position, Test Distance [mm]	Band	Group, UID	Frequency [MHz], Channel Number	Conversion Factor	TSL Conductivity [S/m]	TSL Permittivity
Flat, HSL	EDGE TOP, 0.00	U-NII-6	WLAN, 10743-AAC	6505.0, 111	5.7	5.982	34.085

Hardware Setup

Phantom	TSL, Measured Date	Probe, Calibration Date	DAE, Calibration Date
ELI	HBBL-600-10000	EX3DV4 - SN7466, 2021-01-29	DAE4 Sn1665, 2021-03-01

Scans Setup

	Area Scan	Zoom Scan
Grid Extents [mm]	68.0 x 85.0	22.0 x 22.0 x 22.0
Grid Steps [mm]	8.5 x 8.5	3.4 x 3.4 x 1.4
Sensor Surface [mm]	3.0	1.4
Graded Grid	Yes	Yes
Grading Ratio	1.5	1.4
MAIA	N/A	N/A
Surface Detection	VMS + 6p	VMS + 6p
Scan Method	Measured	Measured

Measurement Results

	Area Scan	Zoom Scan
Date	2022-01-03, 11:12	2022-01-03, 11:25
psSAR1g [W/Kg]	0.089	0.094
psSAR10g [W/Kg]	0.026	0.029
Power Drift [dB]	-0.17	0.02
Power Scaling	Disabled	Disabled
Scaling Factor [dB]		
TSL Correction	No correction	No correction
M2/M1 [%]		55.0
Dist 3dB Peak [mm]		4.6

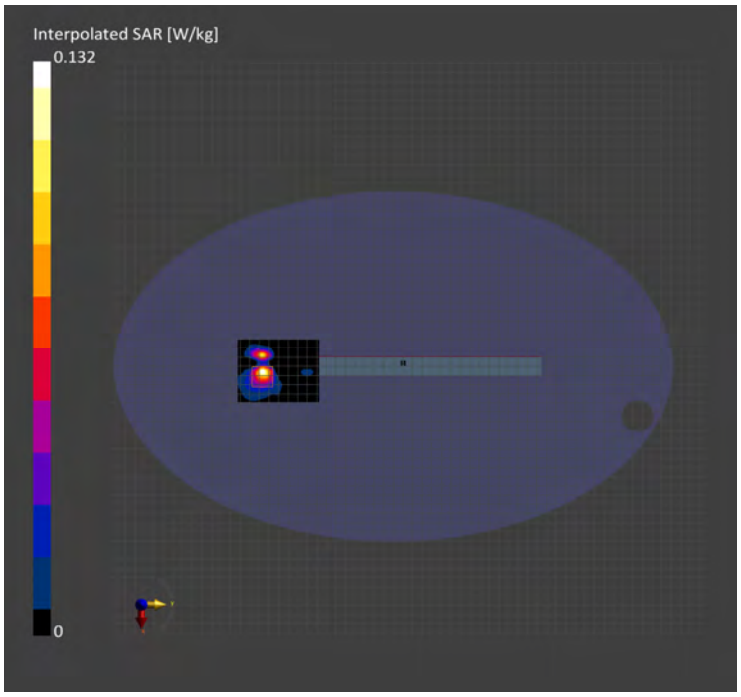

Unless otherwise stated the results shown in this test report refer only to the sample(s) tested and such sample(s) are retained for 90 days only.
除非另有說明，此報告結果僅對測試之樣品負責，同時此樣品僅保留90天。本報告未經本公司書面許可，不可部份複製。
This document is issued by the Company subject to its General Conditions of Service printed overleaf, available on request or accessible at http://www.sgs.com.tw/Terms-and-Conditions and for electronic format documents, subject to Terms and Conditions for Electronic Documents at http://www.sgs.com.tw/Terms-and-Conditions. Attention is drawn to the limitation of liability, indemnification and jurisdiction issues defined therein. Any holder of this document is advised that information contained hereon reflects the Company's findings at the time of its intervention only and within the limits of Client's instructions, if any. The Company's sole responsibility is to its Client and this document does not exonerate parties to a transaction from exercising all their rights and obligations under the transaction documents. This document cannot be reproduced except in full, without prior written approval of the Company. Any unauthorized alteration, forgery or falsification of the content or appearance of this document is unlawful and offenders may be prosecuted to the fullest extent of the law.

Report No. :EN/2021/C0030
Measurement Report for Pixie, EDGE TOP, U-NII-7, IEEE 802.11ax (160MHz, MCS0, 90pc duty cycle), Channel 143 (6665.0 MHz)_Tx2
Device Under Test Properties

Model, Manufacturer	Dimensions [mm]	IMEI	DUT Type
Pixie,	227.0 x 309.0 x 21.0		Tablet

Exposure Conditions

Phantom Section, TSL	Position, Test Distance [mm]	Band	Group, UID	Frequency [MHz], Channel Number	Conversion Factor	TSL Conductivity [S/m]	TSL Permittivity
Flat, HSL	EDGE TOP, 0.00	U-NII-7	WLAN, 10743-AAC	6665.0, 143	5.7	6.165	33.907

Hardware Setup

Phantom	TSL, Measured Date	Probe, Calibration Date	DAE, Calibration Date
ELI	HBBL-600-10000	EX3DV4 - SN7466, 2021-01-29	DAE4 Sn1665, 2021-03-01

Scans Setup

	Area Scan	Zoom Scan
Grid Extents [mm]	68.0 x 85.0	22.0 x 22.0 x 22.0
Grid Steps [mm]	8.5 x 8.5	3.4 x 3.4 x 1.4
Sensor Surface [mm]	3.0	1.4
Graded Grid	Yes	Yes
Grading Ratio	1.5	1.4
MAIA	N/A	N/A
Surface Detection	VMS + 6p	VMS + 6p
Scan Method	Measured	Measured

Measurement Results

	Area Scan	Zoom Scan
Date	2022-01-03, 11:49	2022-01-03, 12:01
psSAR1g [W/Kg]	0.078	0.083
psSAR10g [W/Kg]	0.023	0.025
Power Drift [dB]	-0.04	-0.02
Power Scaling	Disabled	Disabled
Scaling Factor [dB]		
TSL Correction	No correction	No correction
M2/M1 [%]		58.0
Dist 3dB Peak [mm]		4.9

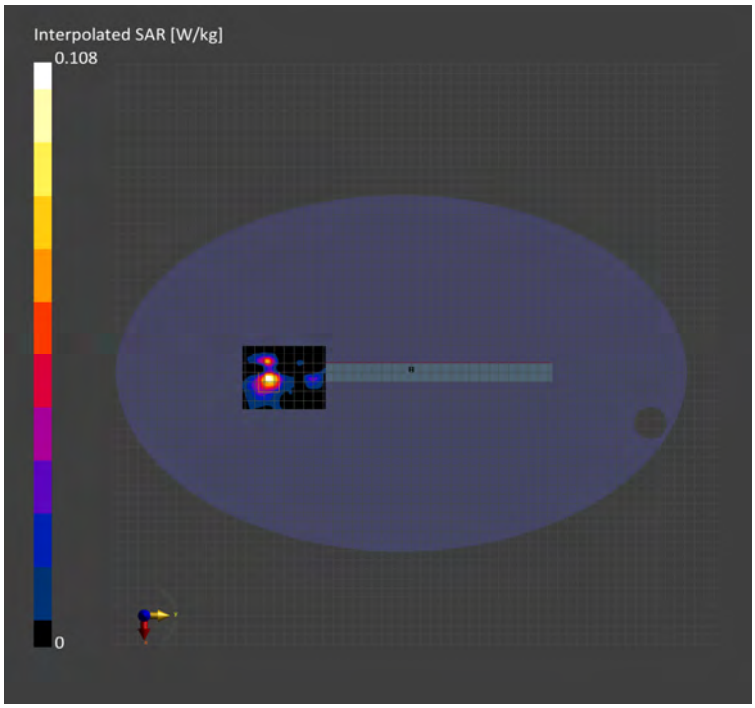

Unless otherwise stated the results shown in this test report refer only to the sample(s) tested and such sample(s) are retained for 90 days only.
除非另有說明，此報告結果僅對測試之樣品負責，同時此樣品僅保留90天。本報告未經本公司書面許可，不可部份複製。
This document is issued by the Company subject to its General Conditions of Service printed overleaf, available on request or accessible at http://www.sgs.com.tw/Terms-and-Conditions and for electronic format documents, subject to Terms and Conditions for Electronic Documents at http://www.sgs.com.tw/Terms-and-Conditions. Attention is drawn to the limitation of liability, indemnification and jurisdiction issues defined therein. Any holder of this document is advised that information contained hereon reflects the Company's findings at the time of its intervention only and within the limits of Client's instructions, if any. The Company's sole responsibility is to its Client and this document does not exonerate parties to a transaction from exercising all their rights and obligations under the transaction documents. This document cannot be reproduced except in full, without prior written approval of the Company. Any unauthorized alteration, forgery or falsification of the content or appearance of this document is unlawful and offenders may be prosecuted to the fullest extent of the law.

Report No. :EN/2021/C0030
Measurement Report for Pixie, EDGE TOP, U-NII-8, IEEE 802.11ax (160MHz, MCS0, 90pc duty cycle), Channel 207 (6985.0 MHz)_Tx2
Device Under Test Properties

Model, Manufacturer	Dimensions [mm]	IMEI	DUT Type
Pixie,	227.0 x 309.0 x 21.0		Tablet

Exposure Conditions

Phantom Section, TSL	Position, Test Distance [mm]	Band	Group, UID	Frequency [MHz], Channel Number	Conversion Factor	TSL Conductivity [S/m]	TSL Permittivity
Flat, HSL	EDGE TOP, 0.00	U-NII-8	WLAN, 10743-AAC	6985.0, 207	5.85	6.531	33.524

Hardware Setup

Phantom	TSL, Measured Date	Probe, Calibration Date	DAE, Calibration Date
ELI	HBBL-600-10000	EX3DV4 - SN7466, 2021-01-29	DAE4 Sn1665, 2021-03-01

Scans Setup

	Area Scan	Zoom Scan
Grid Extents [mm]	68.0 x 85.0	22.0 x 22.0 x 22.0
Grid Steps [mm]	8.5 x 8.5	3.4 x 3.4 x 1.4
Sensor Surface [mm]	3.0	1.4
Graded Grid	Yes	Yes
Grading Ratio	1.5	1.4
MAIA	N/A	N/A
Surface Detection	VMS + 6p	VMS + 6p
Scan Method	Measured	Measured

Measurement Results

	Area Scan	Zoom Scan
Date	2022-01-03, 12:24	2022-01-03, 12:37
psSAR1g [W/Kg]	0.091	0.094
psSAR10g [W/Kg]	0.027	0.030
Power Drift [dB]	0.17	-0.07
Power Scaling	Disabled	Disabled
Scaling Factor [dB]		
TSL Correction	No correction	No correction
M2/M1 [%]		50.7
Dist 3dB Peak [mm]		5.6

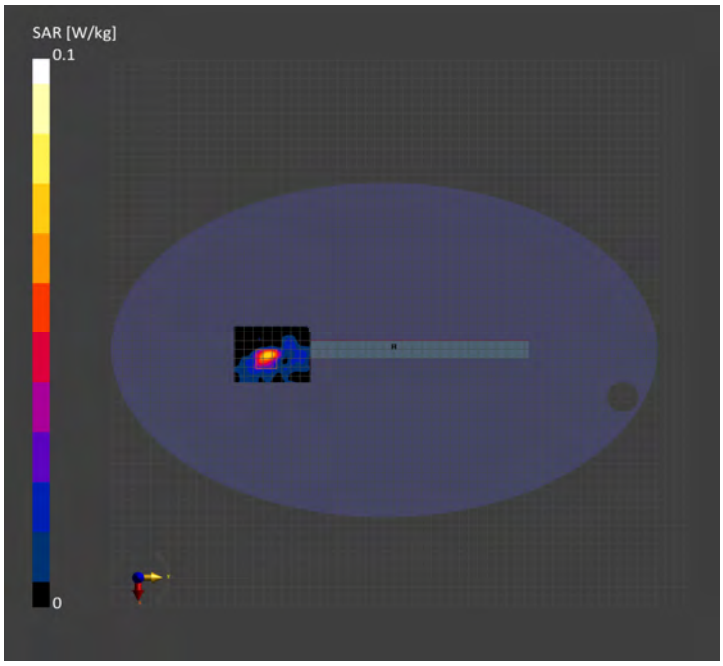

Unless otherwise stated the results shown in this test report refer only to the sample(s) tested and such sample(s) are retained for 90 days only.
除非另有說明，此報告結果僅對測試之樣品負責，同時此樣品僅保留90天。本報告未經本公司書面許可，不可部份複製。
This document is issued by the Company subject to its General Conditions of Service printed overleaf, available on request or accessible at http://www.sgs.com.tw/Terms-and-Conditions and for electronic format documents, subject to Terms and Conditions for Electronic Documents at http://www.sgs.com.tw/Terms-and-Conditions. Attention is drawn to the limitation of liability, indemnification and jurisdiction issues defined therein. Any holder of this document is advised that information contained hereon reflects the Company's findings at the time of its intervention only and within the limits of Client's instructions, if any. The Company's sole responsibility is to its Client and this document does not exonerate parties to a transaction from exercising all their rights and obligations under the transaction documents. This document cannot be reproduced except in full, without prior written approval of the Company. Any unauthorized alteration, forgery or falsification of the content or appearance of this document is unlawful and offenders may be prosecuted to the fullest extent of the law.

Report No. :EN/2021/C0030
Measurement Report for Pixie, EDGE TOP, U-NII-5, IEEE 802.11ax (160MHz, MCS0, 90pc duty cycle), Channel 15 (6025.0 MHz)_Tx1
Device Under Test Properties

Model, Manufacturer	Dimensions [mm]	IMEI	DUT Type
Pixie,	227.0 x 309.0 x 21.0		Tablet

Exposure Conditions

Phantom Section, TSL	Position, Test Distance [mm]	Band	Group, UID	Frequency [MHz], Channel Number	Conversion Factor	TSL Conductivity [S/m]	TSL Permittivity
Flat, HSL	EDGE TOP, 0.00	U-NII-5	WLAN, 10743-AAC	6025.0, 15	5.7	5.423	34.647

Hardware Setup

Phantom	TSL, Measured Date	Probe, Calibration Date	DAE, Calibration Date
ELI	HBBL-600-10000	EX3DV4 - SN7466, 2021-01-29	DAE4 Sn1665, 2021-03-01

Scans Setup

	Area Scan	Zoom Scan
Grid Extents [mm]	68.0 x 85.0	22.0 x 22.0 x 22.0
Grid Steps [mm]	8.5 x 8.5	3.4 x 3.4 x 1.4
Sensor Surface [mm]	3.0	1.4
Graded Grid	Yes	Yes
Grading Ratio	1.5	1.4
MAIA	N/A	N/A
Surface Detection	VMS + 6p	VMS + 6p
Scan Method	Measured	Measured

Measurement Results

	Area Scan	Zoom Scan
Date	2022-01-03, 13:01	2022-01-03, 13:14
psSAR1g [W/Kg]	0.067	0.076
psSAR10g [W/Kg]	0.024	0.027
Power Drift [dB]	0.15	-0.12
Power Scaling	Disabled	Disabled
Scaling Factor [dB]		
TSL Correction	No correction	No correction
M2/M1 [%]		64.5
Dist 3dB Peak [mm]		5.4

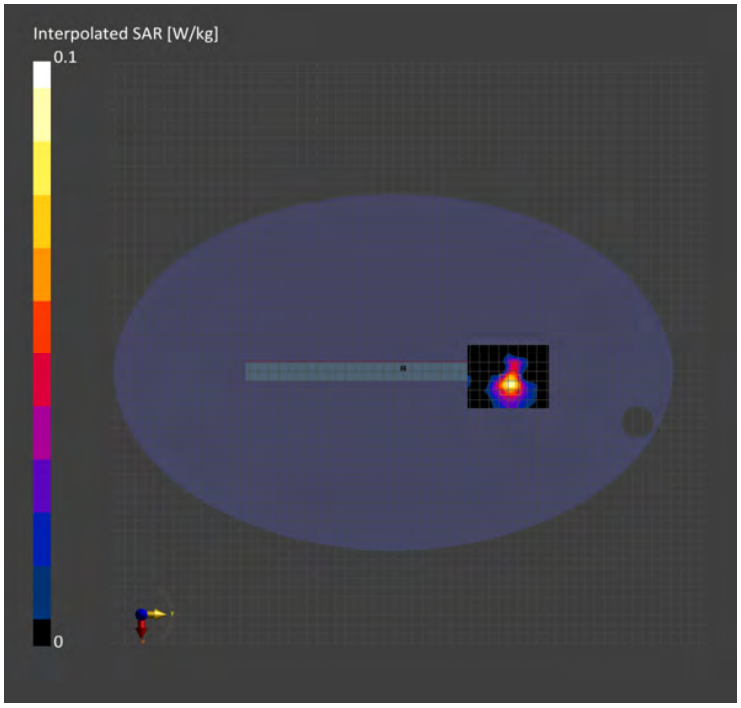

Unless otherwise stated the results shown in this test report refer only to the sample(s) tested and such sample(s) are retained for 90 days only.
除非另有說明，此報告結果僅對測試之樣品負責，同時此樣品僅保留90天。本報告未經本公司書面許可，不可部份複製。
This document is issued by the Company subject to its General Conditions of Service printed overleaf, available on request or accessible at http://www.sgs.com.tw/Terms-and-Conditions and for electronic format documents, subject to Terms and Conditions for Electronic Documents at http://www.sgs.com.tw/Terms-and-Conditions. Attention is drawn to the limitation of liability, indemnification and jurisdiction issues defined therein. Any holder of this document is advised that information contained hereon reflects the Company's findings at the time of its intervention only and within the limits of Client's instructions, if any. The Company's sole responsibility is to its Client and this document does not exonerate parties to a transaction from exercising all their rights and obligations under the transaction documents. This document cannot be reproduced except in full, without prior written approval of the Company. Any unauthorized alteration, forgery or falsification of the content or appearance of this document is unlawful and offenders may be prosecuted to the fullest extent of the law.

Report No. :EN/2021/C0030
Measurement Report for Pixie, EDGE TOP, U-NII-6, IEEE 802.11ax (160MHz, MCS0, 90pc duty cycle), Channel 111 (6505.0 MHz) _Tx1
Device Under Test Properties

Model, Manufacturer	Dimensions [mm]	IMEI	DUT Type
Pixie,	227.0 x 309.0 x 21.0		Tablet

Exposure Conditions

Phantom Section, TSL	Position, Test Distance [mm]	Band	Group, UID	Frequency [MHz], Channel Number	Conversion Factor	TSL Conductivity [S/m]	TSL Permittivity
Flat, HSL	EDGE TOP, 0.00	U-NII-6	WLAN, 10743-AAC	6505.0, 111	5.7	5.982	34.085

Hardware Setup

Phantom	TSL, Measured Date	Probe, Calibration Date	DAE, Calibration Date
ELI	HBBL-600-10000	EX3DV4 - SN7466, 2021-01-29	DAE4 Sn1665, 2021-03-01

Scans Setup

	Area Scan	Zoom Scan
Grid Extents [mm]	68.0 x 85.0	22.0 x 22.0 x 22.0
Grid Steps [mm]	8.5 x 8.5	3.4 x 3.4 x 1.4
Sensor Surface [mm]	3.0	1.4
Graded Grid	Yes	Yes
Grading Ratio	1.5	1.4
MAIA	N/A	N/A
Surface Detection	VMS + 6p	VMS + 6p
Scan Method	Measured	Measured

Measurement Results

	Area Scan	Zoom Scan
Date	2022-01-03, 14:11	2022-01-03, 14:24
psSAR1g [W/Kg]	0.085	0.102
psSAR10g [W/Kg]	0.029	0.034
Power Drift [dB]	-0.17	-0.07
Power Scaling	Disabled	Disabled
Scaling Factor [dB]		
TSL Correction	No correction	No correction
M2/M1 [%]		56.6
Dist 3dB Peak [mm]		4.3

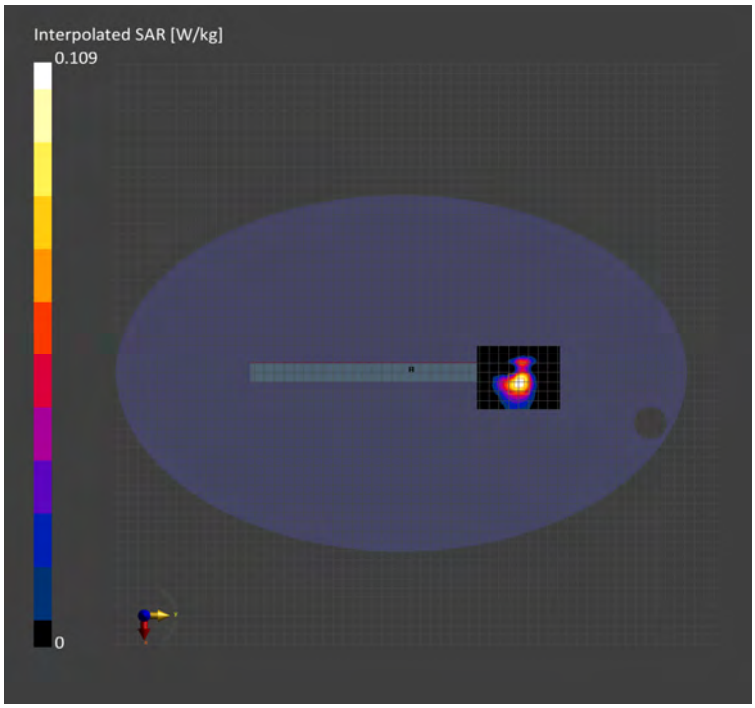

Unless otherwise stated the results shown in this test report refer only to the sample(s) tested and such sample(s) are retained for 90 days only.
除非另有說明，此報告結果僅對測試之樣品負責，同時此樣品僅保留90天。本報告未經本公司書面許可，不可部份複製。
This document is issued by the Company subject to its General Conditions of Service printed overleaf, available on request or accessible at http://www.sgs.com.tw/Terms-and-Conditions and for electronic format documents, subject to Terms and Conditions for Electronic Documents at http://www.sgs.com.tw/Terms-and-Conditions. Attention is drawn to the limitation of liability, indemnification and jurisdiction issues defined therein. Any holder of this document is advised that information contained hereon reflects the Company's findings at the time of its intervention only and within the limits of Client's instructions, if any. The Company's sole responsibility is to its Client and this document does not exonerate parties to a transaction from exercising all their rights and obligations under the transaction documents. This document cannot be reproduced except in full, without prior written approval of the Company. Any unauthorized alteration, forgery or falsification of the content or appearance of this document is unlawful and offenders may be prosecuted to the fullest extent of the law.

Report No. :EN/2021/C0030
Measurement Report for Pixie, EDGE TOP, U-NII-7, IEEE 802.11ax (160MHz, MCS0, 90pc duty cycle), Channel 175 (6825.0 MHz) _Tx1
Device Under Test Properties

Model, Manufacturer	Dimensions [mm]	IMEI	DUT Type
Pixie,	227.0 x 309.0 x 21.0		Tablet

Exposure Conditions

Phantom Section, TSL	Position, Test Distance [mm]	Band	Group, UID	Frequency [MHz], Channel Number	Conversion Factor	TSL Conductivity [S/m]	TSL Permittivity
Flat, HSL	EDGE TOP, 0.00	U-NII-7	WLAN, 10743-AAC	6825.0, 175	5.7	6.349	33.713

Hardware Setup

Phantom	TSL, Measured Date	Probe, Calibration Date	DAE, Calibration Date
ELI	HBBL-600-10000	EX3DV4 - SN7466, 2021-01-29	DAE4 Sn1665, 2021-03-01

Scans Setup

	Area Scan	Zoom Scan
Grid Extents [mm]	68.0 x 85.0	22.0 x 22.0 x 22.0
Grid Steps [mm]	8.5 x 8.5	3.4 x 3.4 x 1.4
Sensor Surface [mm]	3.0	1.4
Graded Grid	Yes	Yes
Grading Ratio	1.5	1.4
MAIA	N/A	N/A
Surface Detection	VMS + 6p	VMS + 6p
Scan Method	Measured	Measured

Measurement Results

	Area Scan	Zoom Scan
Date	2022-01-03, 14:46	2022-01-03, 14:58
psSAR1g [W/Kg]	0.072	0.083
psSAR10g [W/Kg]	0.025	0.029
Power Drift [dB]	0.07	-0.17
Power Scaling	Disabled	Disabled
Scaling Factor [dB]		
TSL Correction	No correction	No correction
M2/M1 [%]		52.7
Dist 3dB Peak [mm]		4.1

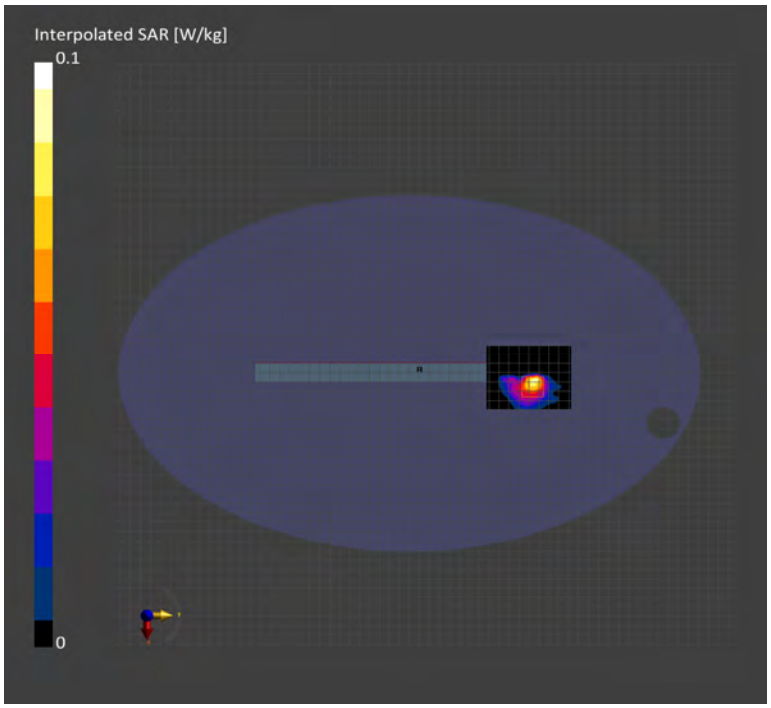

Unless otherwise stated the results shown in this test report refer only to the sample(s) tested and such sample(s) are retained for 90 days only.
除非另有說明，此報告結果僅對測試之樣品負責，同時此樣品僅保留90天。本報告未經本公司書面許可，不可部份複製。
This document is issued by the Company subject to its General Conditions of Service printed overleaf, available on request or accessible at http://www.sgs.com.tw/Terms-and-Conditions and for electronic format documents, subject to Terms and Conditions for Electronic Documents at http://www.sgs.com.tw/Terms-and-Conditions. Attention is drawn to the limitation of liability, indemnification and jurisdiction issues defined therein. Any holder of this document is advised that information contained hereon reflects the Company's findings at the time of its intervention only and within the limits of Client's instructions, if any. The Company's sole responsibility is to its Client and this document does not exonerate parties to a transaction from exercising all their rights and obligations under the transaction documents. This document cannot be reproduced except in full, without prior written approval of the Company. Any unauthorized alteration, forgery or falsification of the content or appearance of this document is unlawful and offenders may be prosecuted to the fullest extent of the law.

Report No. :EN/2021/C0030
Measurement Report for Pixie, EDGE TOP, U-NII-8, IEEE 802.11ax (160MHz, MCS0, 90pc duty cycle), Channel 207 (6985.0 MHz) _Tx1
Device Under Test Properties

Model, Manufacturer	Dimensions [mm]	IMEI	DUT Type
Pixie,	227.0 x 309.0 x 21.0		Tablet

Exposure Conditions

Phantom Section, TSL	Position, Test Distance [mm]	Band	Group, UID	Frequency [MHz], Channel Number	Conversion Factor	TSL Conductivity [S/m]	TSL Permittivity
Flat, HSL	EDGE TOP, 0.00	U-NII-8	WLAN, 10743-AAC	6985.0, 207	5.85	6.531	33.524

Hardware Setup

Phantom	TSL, Measured Date	Probe, Calibration Date	DAE, Calibration Date
ELI	HBBL-600-10000	EX3DV4 - SN7466, 2021-01-29	DAE4 Sn1665, 2021-03-01

Scans Setup

	Area Scan	Zoom Scan
Grid Extents [mm]	68.0 x 85.0	22.0 x 22.0 x 22.0
Grid Steps [mm]	8.5 x 8.5	3.4 x 3.4 x 1.4
Sensor Surface [mm]	3.0	1.4
Graded Grid	Yes	Yes
Grading Ratio	1.5	1.4
MAIA	N/A	N/A
Surface Detection	VMS + 6p	VMS + 6p
Scan Method	Measured	Measured

Measurement Results

	Area Scan	Zoom Scan
Date	2022-01-03, 15:22	2022-01-03, 15:35
psSAR1g [W/Kg]	0.053	0.057
psSAR10g [W/Kg]	0.016	0.018
Power Drift [dB]	0.13	-0.06
Power Scaling	Disabled	Disabled
Scaling Factor [dB]		
TSL Correction	No correction	No correction
M2/M1 [%]		55.1
Dist 3dB Peak [mm]		4.1

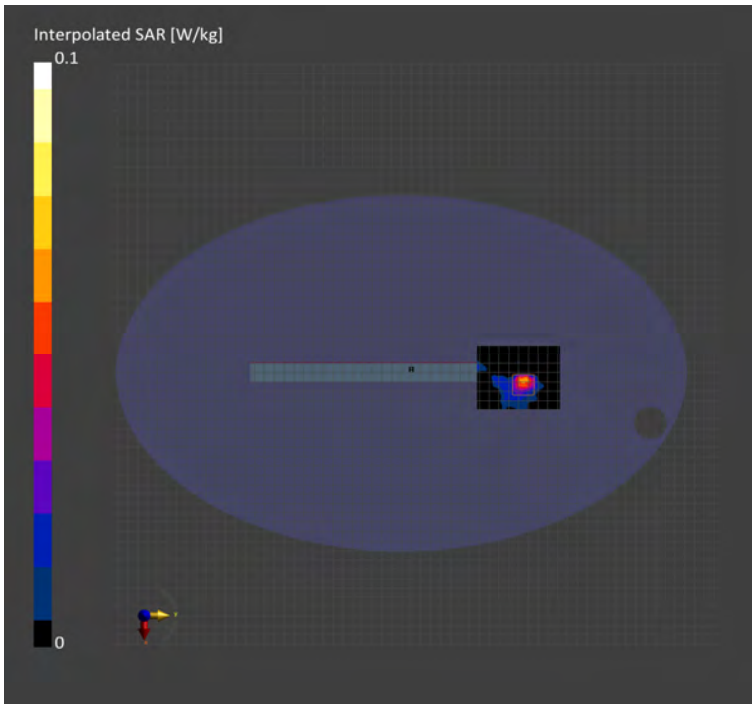

Unless otherwise stated the results shown in this test report refer only to the sample(s) tested and such sample(s) are retained for 90 days only.
除非另有說明，此報告結果僅對測試之樣品負責，同時此樣品僅保留90天。本報告未經本公司書面許可，不可部份複製。
This document is issued by the Company subject to its General Conditions of Service printed overleaf, available on request or accessible at http://www.sgs.com.tw/Terms-and-Conditions and for electronic format documents, subject to Terms and Conditions for Electronic Documents at http://www.sgs.com.tw/Terms-and-Conditions. Attention is drawn to the limitation of liability, indemnification and jurisdiction issues defined therein. Any holder of this document is advised that information contained hereon reflects the Company's findings at the time of its intervention only and within the limits of Client's instructions, if any. The Company's sole responsibility is to its Client and this document does not exonerate parties to a transaction from exercising all their rights and obligations under the transaction documents. This document cannot be reproduced except in full, without prior written approval of the Company. Any unauthorized alteration, forgery or falsification of the content or appearance of this document is unlawful and offenders may be prosecuted to the fullest extent of the law.

Report No. :EN/2021/C0030
Measurement Report for Pixie, EDGE TOP, U-NII-5, IEEE 802.11ax (160MHz, MCS0, 90pc duty cycle), Channel 15 (6025.0 MHz)_Tx2

Device Under Test Properties

Model, Manufacturer	Dimensions [mm]	IMEI	DUT Type
Pixie,	227.0 x 309.0 x 21.0		Tablet

Exposure Conditions

Phantom Section, TSL	Position, Test Distance [mm]	Band	Group, UID	Frequency [MHz], Channel Number	Conversion Factor	TSL Conductivity [S/m]	TSL Permittivity
Flat, HSL	EDGE TOP, 0.00	U-NII-5	WLAN, 10743-AAC	6025.0, 15	5.7	5.423	34.647

Hardware Setup

Phantom	TSL, Measured Date	Probe, Calibration Date	DAE, Calibration Date
ELI	HBBL-600-10000	EX3DV4 - SN7466, 2021-01-29	DAE4 Sn1665, 2021-03-01

Scans Setup

	Area Scan	Zoom Scan
Grid Extents [mm]	68.0 x 85.0	22.0 x 22.0 x 22.0
Grid Steps [mm]	8.5 x 8.5	3.4 x 3.4 x 1.4
Sensor Surface [mm]	3.0	1.4
Graded Grid	Yes	Yes
Grading Ratio	1.5	1.4
MAIA	N/A	N/A
Surface Detection	VMS + 6p	VMS + 6p
Scan Method	Measured	Measured

Measurement Results

	Area Scan	Zoom Scan
Date	2022-01-03, 15:57	2022-01-03, 16:10
psSAR1g [W/Kg]	0.082	0.095
psSAR10g [W/Kg]	0.027	0.024
Power Drift [dB]	0.05	-0.12
Power Scaling	Disabled	Disabled
Scaling Factor [dB]		
TSL Correction	No correction	No correction
M2/M1 [%]		55.9
Dist 3dB Peak [mm]		6.1

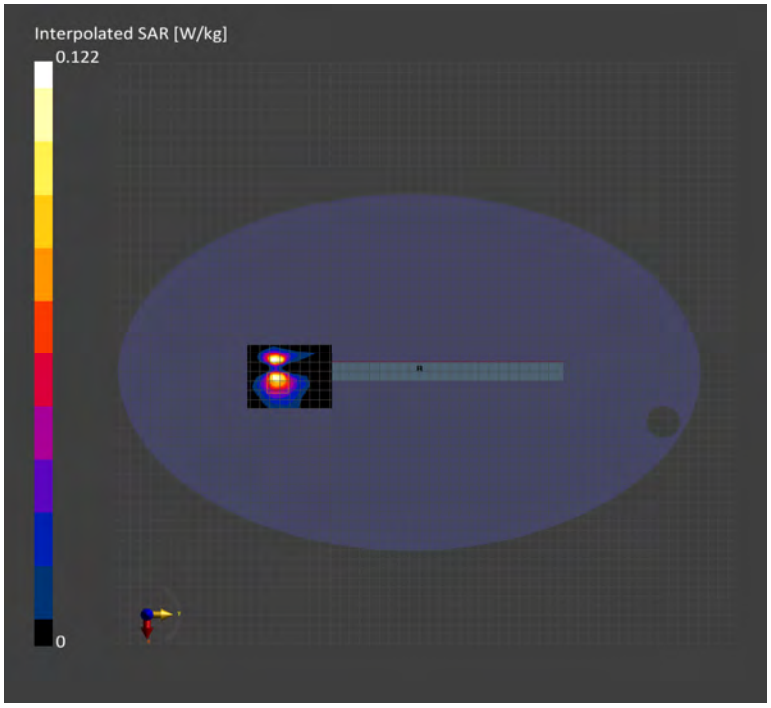

Unless otherwise stated the results shown in this test report refer only to the sample(s) tested and such sample(s) are retained for 90 days only.
除非另有說明，此報告結果僅對測試之樣品負責，同時此樣品僅保留90天。本報告未經本公司書面許可，不可部份複製。
This document is issued by the Company subject to its General Conditions of Service printed overleaf, available on request or accessible at http://www.sgs.com.tw/Terms-and-Conditions and for electronic format documents, subject to Terms and Conditions for Electronic Documents at http://www.sgs.com.tw/Terms-and-Conditions. Attention is drawn to the limitation of liability, indemnification and jurisdiction issues defined therein. Any holder of this document is advised that information contained hereon reflects the Company's findings at the time of its intervention only and within the limits of Client's instructions, if any. The Company's sole responsibility is to its Client and this document does not exonerate parties to a transaction from exercising all their rights and obligations under the transaction documents. This document cannot be reproduced except in full, without prior written approval of the Company. Any unauthorized alteration, forgery or falsification of the content or appearance of this document is unlawful and offenders may be prosecuted to the fullest extent of the law.

Report No. :EN/2021/C0030
Measurement Report for Pixie, EDGE TOP, U-NII-6, IEEE 802.11ax (160MHz, MCS0, 90pc duty cycle), Channel 111 (6505.0 MHz) _Tx2
Device Under Test Properties

Model, Manufacturer	Dimensions [mm]	IMEI	DUT Type
Pixie,	227.0 x 309.0 x 21.0		Tablet

Exposure Conditions

Phantom Section, TSL	Position, Test Distance [mm]	Band	Group, UID	Frequency [MHz], Channel Number	Conversion Factor	TSL Conductivity [S/m]	TSL Permittivity
Flat, HSL	EDGE TOP, 0.00	U-NII-6	WLAN, 10743-AAC	6505.0, 111	5.7	5.982	34.085

Hardware Setup

Phantom	TSL, Measured Date	Probe, Calibration Date	DAE, Calibration Date
ELI	HBBL-600-10000	EX3DV4 - SN7466, 2021-01-29	DAE4 Sn1665, 2021-03-01

Scans Setup

	Area Scan	Zoom Scan
Grid Extents [mm]	68.0 x 85.0	22.0 x 22.0 x 22.0
Grid Steps [mm]	8.5 x 8.5	3.4 x 3.4 x 1.4
Sensor Surface [mm]	3.0	1.4
Graded Grid	Yes	Yes
Grading Ratio	1.5	1.4
MAIA	N/A	N/A
Surface Detection	VMS + 6p	VMS + 6p
Scan Method	Measured	Measured

Measurement Results

	Area Scan	Zoom Scan
Date	2022-01-03, 17:08	2022-01-03, 17:21
psSAR1g [W/Kg]	0.054	0.062
psSAR10g [W/Kg]	0.016	0.014
Power Drift [dB]	-0.05	-0.13
Power Scaling	Disabled	Disabled
Scaling Factor [dB]		
TSL Correction	No correction	No correction
M2/M1 [%]		47.5
Dist 3dB Peak [mm]		5.2

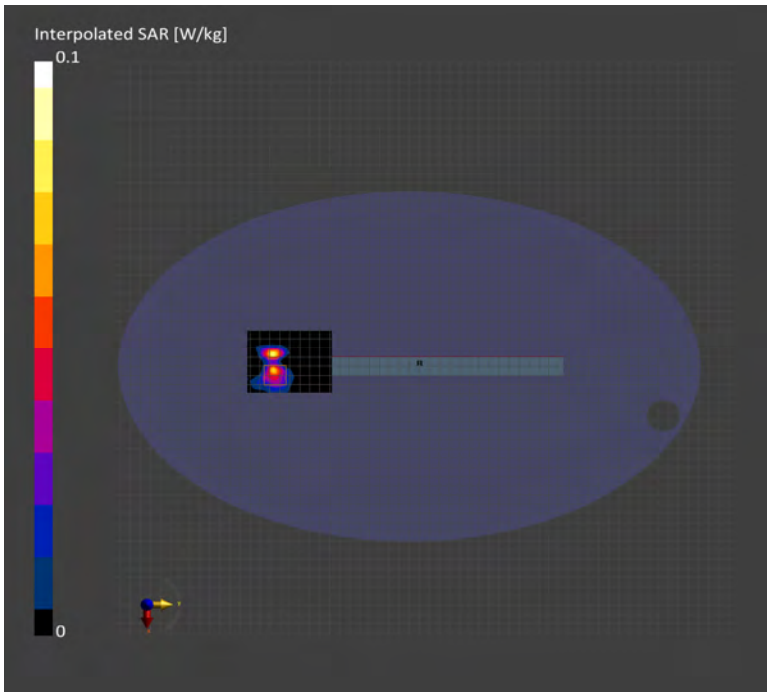

Unless otherwise stated the results shown in this test report refer only to the sample(s) tested and such sample(s) are retained for 90 days only.
除非另有說明，此報告結果僅對測試之樣品負責，同時此樣品僅保留90天。本報告未經本公司書面許可，不可部份複製。
This document is issued by the Company subject to its General Conditions of Service printed overleaf, available on request or accessible at http://www.sgs.com.tw/Terms-and-Conditions and for electronic format documents, subject to Terms and Conditions for Electronic Documents at http://www.sgs.com.tw/Terms-and-Conditions. Attention is drawn to the limitation of liability, indemnification and jurisdiction issues defined therein. Any holder of this document is advised that information contained hereon reflects the Company's findings at the time of its intervention only and within the limits of Client's instructions, if any. The Company's sole responsibility is to its Client and this document does not exonerate parties to a transaction from exercising all their rights and obligations under the transaction documents. This document cannot be reproduced except in full, without prior written approval of the Company. Any unauthorized alteration, forgery or falsification of the content or appearance of this document is unlawful and offenders may be prosecuted to the fullest extent of the law.

Report No. :EN/2021/C0030
Measurement Report for Pixie, EDGE TOP, U-NII-7, IEEE 802.11ax (160MHz, MCS0, 90pc duty cycle), Channel 143 (6665.0 MHz) _Tx2
Device Under Test Properties

Model, Manufacturer	Dimensions [mm]	IMEI	DUT Type
Pixie,	227.0 x 309.0 x 21.0		Tablet

Exposure Conditions

Phantom Section, TSL	Position, Test Distance [mm]	Band	Group, UID	Frequency [MHz], Channel Number	Conversion Factor	TSL Conductivity [S/m]	TSL Permittivity
Flat, HSL	EDGE TOP, 0.00	U-NII-7	WLAN, 10743-AAC	6665.0, 143	5.7	6.165	33.907

Hardware Setup

Phantom	TSL, Measured Date	Probe, Calibration Date	DAE, Calibration Date
ELI	HBBL-600-10000	EX3DV4 - SN7466, 2021-01-29	DAE4 Sn1665, 2021-03-01

Scans Setup

	Area Scan	Zoom Scan
Grid Extents [mm]	68.0 x 85.0	22.0 x 22.0 x 22.0
Grid Steps [mm]	8.5 x 8.5	3.0 x 3.0 x 1.2
Sensor Surface [mm]	3.0	1.4
Graded Grid	Yes	Yes
Grading Ratio	1.5	1.2
MAIA	N/A	N/A
Surface Detection	VMS + 6p	VMS + 6p
Scan Method	Measured	Measured

Measurement Results

	Area Scan	Zoom Scan
Date	2022-01-03, 17:43	2022-01-03, 17:56
psSAR1g [W/Kg]	0.101	0.102
psSAR10g [W/Kg]	0.032	0.025
Power Drift [dB]	0.09	0.04
Power Scaling	Disabled	Disabled
Scaling Factor [dB]		
TSL Correction	No correction	No correction
M2/M1 [%]		57.1
Dist 3dB Peak [mm]		4.8

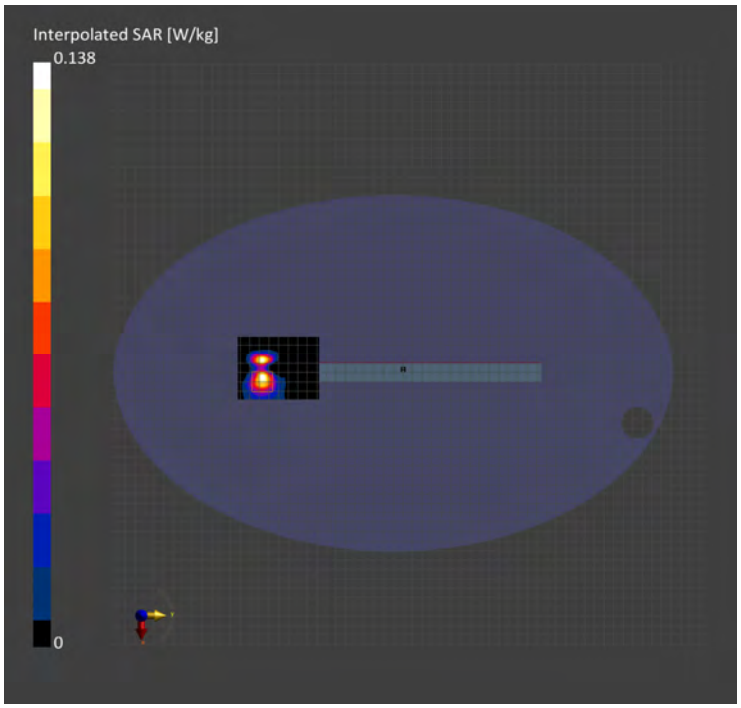

Unless otherwise stated the results shown in this test report refer only to the sample(s) tested and such sample(s) are retained for 90 days only.
除非另有說明，此報告結果僅對測試之樣品負責，同時此樣品僅保留90天。本報告未經本公司書面許可，不可部份複製。
This document is issued by the Company subject to its General Conditions of Service printed overleaf, available on request or accessible at http://www.sgs.com.tw/Terms-and-Conditions and for electronic format documents, subject to Terms and Conditions for Electronic Documents at http://www.sgs.com.tw/Terms-and-Conditions. Attention is drawn to the limitation of liability, indemnification and jurisdiction issues defined therein. Any holder of this document is advised that information contained hereon reflects the Company's findings at the time of its intervention only and within the limits of Client's instructions, if any. The Company's sole responsibility is to its Client and this document does not exonerate parties to a transaction from exercising all their rights and obligations under the transaction documents. This document cannot be reproduced except in full, without prior written approval of the Company. Any unauthorized alteration, forgery or falsification of the content or appearance of this document is unlawful and offenders may be prosecuted to the fullest extent of the law.

Report No. :EN/2021/C0030
Measurement Report for Pixie, EDGE TOP, U-NII-8, IEEE 802.11ax (160MHz, MCS0, 90pc duty cycle), Channel 207 (6985.0 MHz) _Tx2
Device Under Test Properties

Model, Manufacturer	Dimensions [mm]	IMEI	DUT Type
Pixie,	227.0 x 309.0 x 21.0		Tablet

Exposure Conditions

Phantom Section, TSL	Position, Test Distance [mm]	Band	Group, UID	Frequency [MHz], Channel Number	Conversion Factor	TSL Conductivity [S/m]	TSL Permittivity
Flat, HSL	EDGE TOP, 0.00	U-NII-8	WLAN, 10743-AAC	6985.0, 207	5.85	6.531	33.524

Hardware Setup

Phantom	TSL, Measured Date	Probe, Calibration Date	DAE, Calibration Date
ELI	HBBL-600-10000	EX3DV4 - SN7466, 2021-01-29	DAE4 Sn1665, 2021-03-01

Scans Setup

	Area Scan	Zoom Scan
Grid Extents [mm]	68.0 x 85.0	22.0 x 22.0 x 22.0
Grid Steps [mm]	8.5 x 8.5	3.4 x 3.4 x 1.4
Sensor Surface [mm]	3.0	1.4
Graded Grid	Yes	Yes
Grading Ratio	1.5	1.4
MAIA	N/A	N/A
Surface Detection	VMS + 6p	VMS + 6p
Scan Method	Measured	Measured

Measurement Results

	Area Scan	Zoom Scan
Date	2022-01-03, 18:20	2022-01-03, 18:33
psSAR1g [W/Kg]	0.075	0.085
psSAR10g [W/Kg]	0.023	0.027
Power Drift [dB]	0.15	-0.07
Power Scaling	Disabled	Disabled
Scaling Factor [dB]		
TSL Correction	No correction	No correction
M2/M1 [%]		52.9
Dist 3dB Peak [mm]		4.1

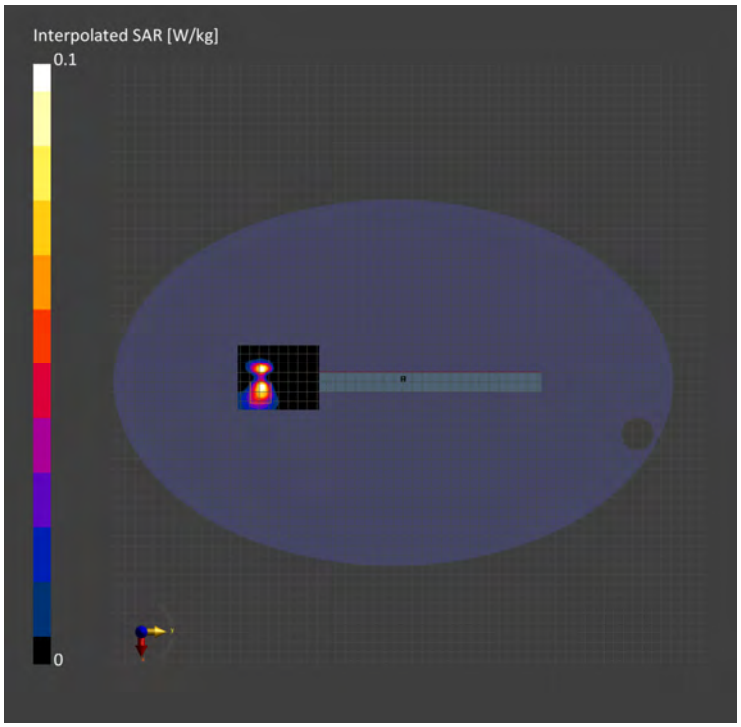

Unless otherwise stated the results shown in this test report refer only to the sample(s) tested and such sample(s) are retained for 90 days only.
除非另有說明，此報告結果僅對測試之樣品負責，同時此樣品僅保留90天。本報告未經本公司書面許可，不可部份複製。
This document is issued by the Company subject to its General Conditions of Service printed overleaf, available on request or accessible at http://www.sgs.com.tw/Terms-and-Conditions and for electronic format documents, subject to Terms and Conditions for Electronic Documents at http://www.sgs.com.tw/Terms-and-Conditions. Attention is drawn to the limitation of liability, indemnification and jurisdiction issues defined therein. Any holder of this document is advised that information contained hereon reflects the Company's findings at the time of its intervention only and within the limits of Client's instructions, if any. The Company's sole responsibility is to its Client and this document does not exonerate parties to a transaction from exercising all their rights and obligations under the transaction documents. This document cannot be reproduced except in full, without prior written approval of the Company. Any unauthorized alteration, forgery or falsification of the content or appearance of this document is unlawful and offenders may be prosecuted to the fullest extent of the law.

Report No. :EN/2021/C0030
Measurement Report for Pixie, EDGE TOP, U-NII-5, IEEE 802.11ax (160MHz, MCS0, 90pc duty cycle), Channel 15 (6025.0 MHz)_Tx1
Device Under Test Properties

Model, Manufacturer	Dimensions [mm]	IMEI	DUT Type
Pixie,	227.0 x 309.0 x 21.0		Tablet

Exposure Conditions

Phantom Section	Position, Test Distance [mm]	Band	Group, UID	Frequency [MHz], Channel Number	Conversion Factor
5G	EDGE TOP, 2.00	U-NII-5	WLAN, 10743-AAC	6025.0, 15	1.0

Hardware Setup

Phantom	Medium	Probe, Calibration Date	DAE, Calibration Date
mmWave	Air -	EUmmWV4 - SN9579_F1-55GHz, 2021-10-06	DAE4 Sn1665, 2021-03-01

Scans Setup

Scan Type	5G Scan
Grid Extents [mm]	100.0 x 100.0
Grid Steps [lambda]	0.0625 x 0.0625
Sensor Surface [mm]	2.0
MAIA	N/A

Measurement Results

Scan Type	5G Scan
Date	2022-01-05, 08:31
Avg. Area [cm²]	4.00
psPDn+ [W/m²]	0.522
psPDtot+ [W/m²]	0.545
psPDmod+ [W/m²]	0.577
E_{max} [V/m]	17.8
Power Drift [dB]	0.14

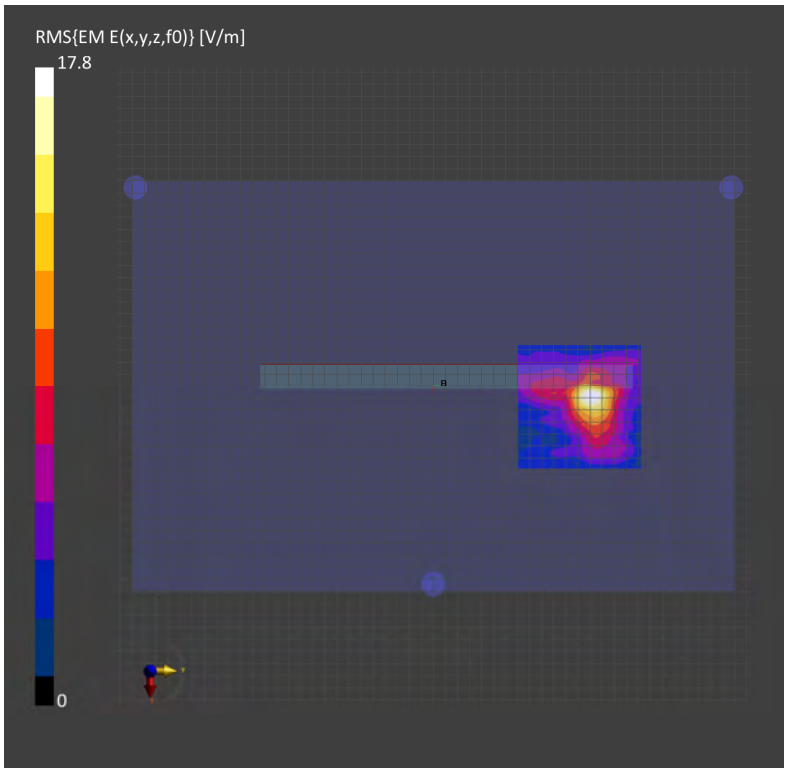

Unless otherwise stated the results shown in this test report refer only to the sample(s) tested and such sample(s) are retained for 90 days only.
除非另有說明，此報告結果僅對測試之樣品負責，同時此樣品僅保留90天。本報告未經本公司書面許可，不可部份複製。
This document is issued by the Company subject to its General Conditions of Service printed overleaf, available on request or accessible at http://www.sgs.com.tw/Terms-and-Conditions and for electronic format documents, subject to Terms and Conditions for Electronic Documents at http://www.sgs.com.tw/Terms-and-Conditions. Attention is drawn to the limitation of liability, indemnification and jurisdiction issues defined therein. Any holder of this document is advised that information contained hereon reflects the Company's findings at the time of its intervention only and within the limits of Client's instructions, if any. The Company's sole responsibility is to its Client and this document does not exonerate parties to a transaction from exercising all their rights and obligations under the transaction documents. This document cannot be reproduced except in full, without prior written approval of the Company. Any unauthorized alteration, forgery or falsification of the content or appearance of this document is unlawful and offenders may be prosecuted to the fullest extent of the law.

Report No. :EN/2021/C0030
Measurement Report for Pixie, EDGE TOP, U-NII-5, IEEE 802.11ax (160MHz, MCS0, 90pc duty cycle), Channel 79 (6345.0 MHz) _Tx1

Device Under Test Properties

Model, Manufacturer	Dimensions [mm]	IMEI	DUT Type
Pixie,	227.0 x 309.0 x 21.0		Tablet

Exposure Conditions

Phantom Section	Position, Test Distance [mm]	Band	Group, UID	Frequency [MHz], Channel Number	Conversion Factor
5G	EDGE TOP, 2.00	U-NII-5	WLAN, 10743-AAC	6345.0, 79	1.0

Hardware Setup

Phantom	Medium	Probe, Calibration Date	DAE, Calibration Date
mmWave	Air -	EUmmWV4 - SN9579_F1-55GHz, 2021-10-06	DAE4 Sn1665, 2021-03-01

Scans Setup

Scan Type	5G Scan
Grid Extents [mm]	100.0 x 100.0
Grid Steps [lambda]	0.0625 x 0.0625
Sensor Surface [mm]	2.0
MAIA	N/A

Measurement Results

Scan Type	5G Scan
Date	2022-01-05, 10:33
Avg. Area [cm²]	4.00
psPDn+ [W/m²]	0.291
psPDtot+ [W/m²]	0.347
psPDmod+ [W/m²]	0.375
E_{max} [V/m]	15.4
Power Drift [dB]	-0.08

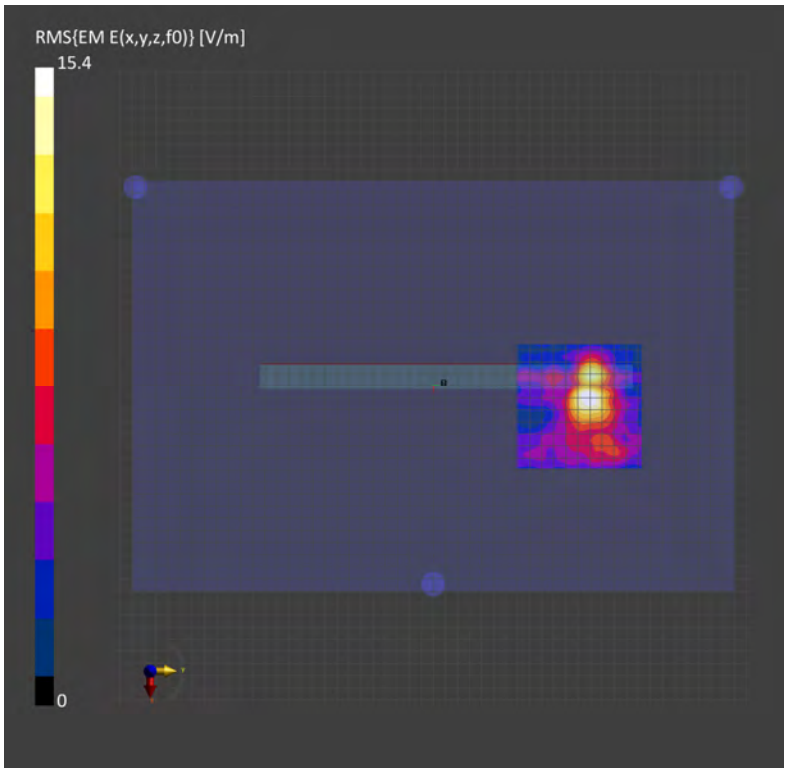

Unless otherwise stated the results shown in this test report refer only to the sample(s) tested and such sample(s) are retained for 90 days only.
除非另有說明，此報告結果僅對測試之樣品負責，同時此樣品僅保留90天。本報告未經本公司書面許可，不可部份複製。
This document is issued by the Company subject to its General Conditions of Service printed overleaf, available on request or accessible at http://www.sgs.com.tw/Terms-and-Conditions and for electronic format documents, subject to Terms and Conditions for Electronic Documents at http://www.sgs.com.tw/Terms-and-Conditions. Attention is drawn to the limitation of liability, indemnification and jurisdiction issues defined therein. Any holder of this document is advised that information contained hereon reflects the Company's findings at the time of its intervention only and within the limits of Client's instructions, if any. The Company's sole responsibility is to its Client and this document does not exonerate parties to a transaction from exercising all their rights and obligations under the transaction documents. This document cannot be reproduced except in full, without prior written approval of the Company. Any unauthorized alteration, forgery or falsification of the content or appearance of this document is unlawful and offenders may be prosecuted to the fullest extent of the law.

Report No. :EN/2021/C0030
Measurement Report for Pixie, EDGE TOP, U-NII-6, IEEE 802.11ax (160MHz, MCS0, 90pc duty cycle), Channel 111 (6505.0 MHz) _Tx1
Device Under Test Properties

Model, Manufacturer	Dimensions [mm]	IMEI	DUT Type
Pixie,	227.0 x 309.0 x 21.0		Tablet

Exposure Conditions

Phantom Section	Position, Test Distance [mm]	Band	Group, UID	Frequency [MHz], Channel Number	Conversion Factor
5G	EDGE TOP, 2.00	U-NII-6	WLAN, 10743-AAC	6505.0, 111	1.0

Hardware Setup

Phantom	Medium	Probe, Calibration Date	DAE, Calibration Date
mmWave	Air -	EUmmWV4 - SN9579_F1-55GHz, 2021-10-06	DAE4 Sn1665, 2021-03-01

Scans Setup

Scan Type	5G Scan
Grid Extents [mm]	100.0 x 100.0
Grid Steps [lambda]	0.0625 x 0.0625
Sensor Surface [mm]	2.0
MAIA	N/A

Measurement Results

Scan Type	5G Scan
Date	2022-01-05, 12:38
Avg. Area [cm²]	4.00
psPDn+ [W/m²]	0.115
psPDtot+ [W/m²]	0.163
psPDmod+ [W/m²]	0.193
E_{max} [V/m]	11.9
Power Drift [dB]	-0.07

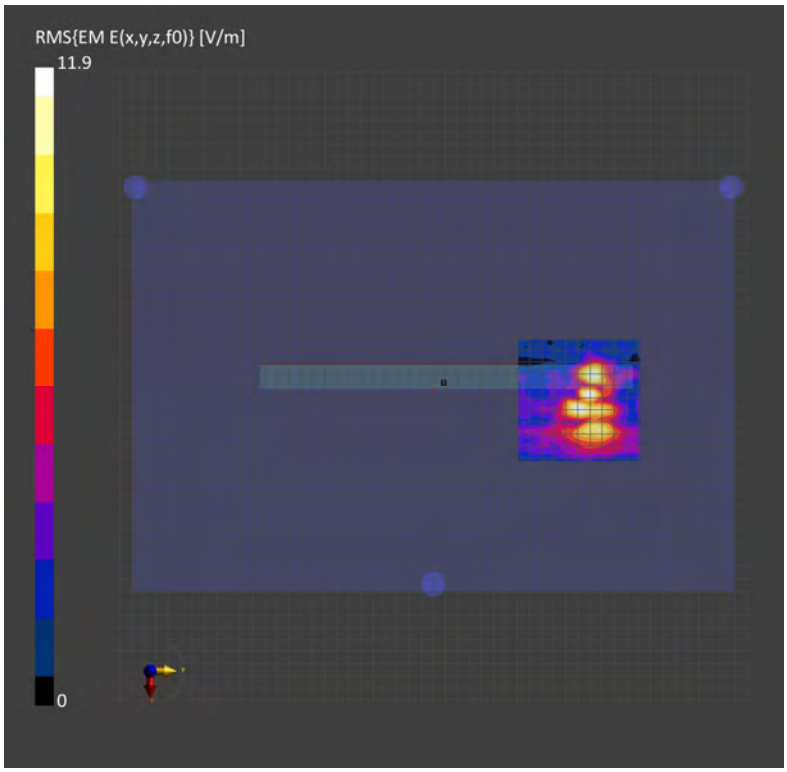

Unless otherwise stated the results shown in this test report refer only to the sample(s) tested and such sample(s) are retained for 90 days only.
除非另有說明，此報告結果僅對測試之樣品負責，同時此樣品僅保留90天。本報告未經本公司書面許可，不可部份複製。
This document is issued by the Company subject to its General Conditions of Service printed overleaf, available on request or accessible at http://www.sgs.com.tw/Terms-and-Conditions and for electronic format documents, subject to Terms and Conditions for Electronic Documents at http://www.sgs.com.tw/Terms-and-Conditions. Attention is drawn to the limitation of liability, indemnification and jurisdiction issues defined therein. Any holder of this document is advised that information contained hereon reflects the Company's findings at the time of its intervention only and within the limits of Client's instructions, if any. The Company's sole responsibility is to its Client and this document does not exonerate parties to a transaction from exercising all their rights and obligations under the transaction documents. This document cannot be reproduced except in full, without prior written approval of the Company. Any unauthorized alteration, forgery or falsification of the content or appearance of this document is unlawful and offenders may be prosecuted to the fullest extent of the law.

Report No. :EN/2021/C0030
Measurement Report for Pixie, EDGE TOP, U-NII-7, IEEE 802.11ax (160MHz, MCS0, 90pc duty cycle), Channel 175 (6825.0 MHz) _Tx1
Device Under Test Properties

Model, Manufacturer	Dimensions [mm]	IMEI	DUT Type
Pixie,	227.0 x 309.0 x 21.0		Tablet

Exposure Conditions

Phantom Section	Position, Test Distance [mm]	Band	Group, UID	Frequency [MHz], Channel Number	Conversion Factor
5G	EDGE TOP, 2.00	U-NII-7	WLAN, 10743-AAC	6825.0, 175	1.0

Hardware Setup

Phantom	Medium	Probe, Calibration Date	DAE, Calibration Date
mmWave	Air -	EUmmWV4 - SN9579_F1-55GHz, 2021-10-06	DAE4 Sn1665, 2021-03-01

Scans Setup

Scan Type	5G Scan
Grid Extents [mm]	100.0 x 100.0
Grid Steps [lambda]	0.0625 x 0.0625
Sensor Surface [mm]	2.0
MAIA	N/A

Measurement Results

Scan Type	5G Scan
Date	2022-01-05, 14:49
Avg. Area [cm²]	4.00
psPDn+ [W/m²]	0.151
psPDtot+ [W/m²]	0.155
psPDmod+ [W/m²]	0.160
E_{max} [V/m]	9.67
Power Drift [dB]	0.18

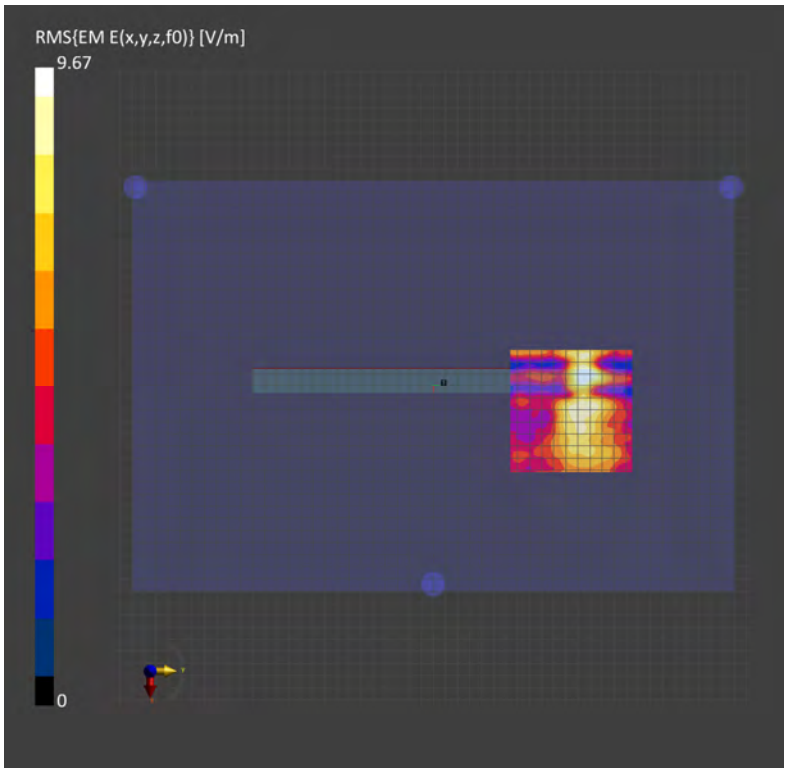

Unless otherwise stated the results shown in this test report refer only to the sample(s) tested and such sample(s) are retained for 90 days only.
除非另有說明，此報告結果僅對測試之樣品負責，同時此樣品僅保留90天。本報告未經本公司書面許可，不可部份複製。
This document is issued by the Company subject to its General Conditions of Service printed overleaf, available on request or accessible at http://www.sgs.com.tw/Terms-and-Conditions and for electronic format documents, subject to Terms and Conditions for Electronic Documents at http://www.sgs.com.tw/Terms-and-Conditions. Attention is drawn to the limitation of liability, indemnification and jurisdiction issues defined therein. Any holder of this document is advised that information contained hereon reflects the Company's findings at the time of its intervention only and within the limits of Client's instructions, if any. The Company's sole responsibility is to its Client and this document does not exonerate parties to a transaction from exercising all their rights and obligations under the transaction documents. This document cannot be reproduced except in full, without prior written approval of the Company. Any unauthorized alteration, forgery or falsification of the content or appearance of this document is unlawful and offenders may be prosecuted to the fullest extent of the law.

Report No. :EN/2021/C0030
Measurement Report for Pixie, EDGE TOP, U-NII-8, IEEE 802.11ax (160MHz, MCS0, 90pc duty cycle), Channel 207 (6985.0 MHz) _Tx1
Device Under Test Properties

Model, Manufacturer	Dimensions [mm]	IMEI	DUT Type
Pixie,	227.0 x 309.0 x 21.0		Tablet

Exposure Conditions

Phantom Section	Position, Test Distance [mm]	Band	Group, UID	Frequency [MHz], Channel Number	Conversion Factor
5G	EDGE TOP, 2.00	U-NII-8	WLAN, 10743-AAC	6985.0, 207	1.0

Hardware Setup

Phantom	Medium	Probe, Calibration Date	DAE, Calibration Date
mmWave	Air -	EUmmWV4 - SN9579_F1-55GHz, 2021-10-06	DAE4 Sn1665, 2021-03-01

Scans Setup

Scan Type	5G Scan
Grid Extents [mm]	100.0 x 100.0
Grid Steps [lambda]	0.0625 x 0.0625
Sensor Surface [mm]	2.0
MAIA	N/A

Measurement Results

Scan Type	5G Scan
Date	2022-01-05, 17:00
Avg. Area [cm²]	4.00
psPDn+ [W/m²]	0.148
psPDtot+ [W/m²]	0.163
psPDmod+ [W/m²]	0.172
E_{max} [V/m]	10.3
Power Drift [dB]	-0.18

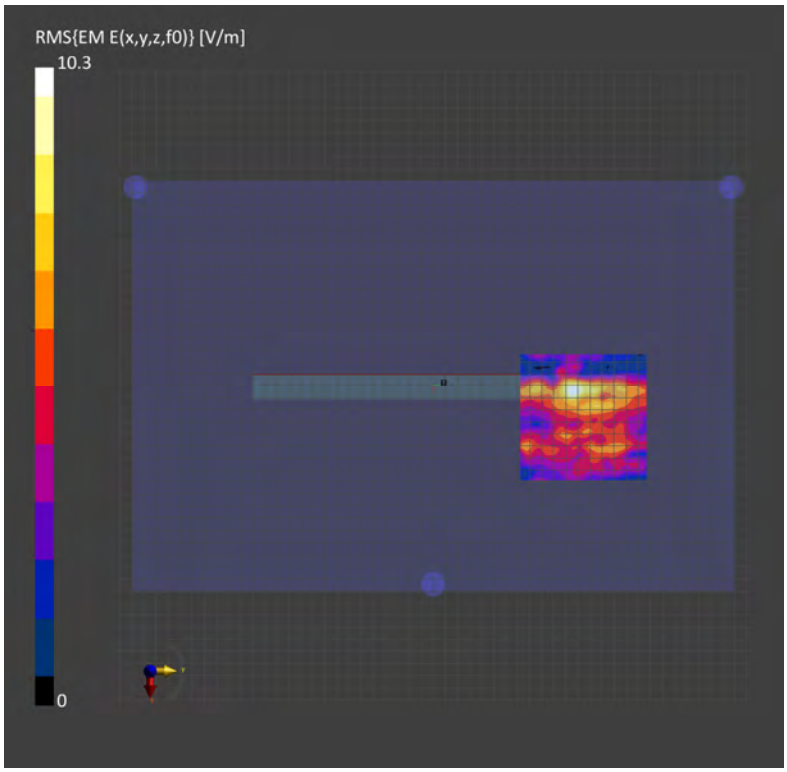

Unless otherwise stated the results shown in this test report refer only to the sample(s) tested and such sample(s) are retained for 90 days only.
除非另有說明，此報告結果僅對測試之樣品負責，同時此樣品僅保留90天。本報告未經本公司書面許可，不可部份複製。
This document is issued by the Company subject to its General Conditions of Service printed overleaf, available on request or accessible at http://www.sgs.com.tw/Terms-and-Conditions and for electronic format documents, subject to Terms and Conditions for Electronic Documents at http://www.sgs.com.tw/Terms-and-Conditions. Attention is drawn to the limitation of liability, indemnification and jurisdiction issues defined therein. Any holder of this document is advised that information contained hereon reflects the Company's findings at the time of its intervention only and within the limits of Client's instructions, if any. The Company's sole responsibility is to its Client and this document does not exonerate parties to a transaction from exercising all their rights and obligations under the transaction documents. This document cannot be reproduced except in full, without prior written approval of the Company. Any unauthorized alteration, forgery or falsification of the content or appearance of this document is unlawful and offenders may be prosecuted to the fullest extent of the law.

Report No. :EN/2021/C0030
Measurement Report for Pixie, EDGE TOP, U-NII-5, IEEE 802.11ax (160MHz, MCS0, 90pc duty cycle), Channel 15 (6025.0 MHz) _Tx2
Device Under Test Properties

Model, Manufacturer	Dimensions [mm]	IMEI	DUT Type
Pixie,	227.0 x 309.0 x 21.0		Tablet

Exposure Conditions

Phantom Section	Position, Test Distance [mm]	Band	Group, UID	Frequency [MHz], Channel Number	Conversion Factor
5G	EDGE TOP, 2.00	U-NII-5	WLAN, 10743-AAC	6025.0, 15	1.0

Hardware Setup

Phantom	Medium	Probe, Calibration Date	DAE, Calibration Date
mmWave	Air -	EUmmWV4 - SN9579_F1-55GHz, 2021-10-06	DAE4 Sn1665, 2021-03-01

Scans Setup

Scan Type	5G Scan
Grid Extents [mm]	100.0 x 100.0
Grid Steps [lambda]	0.0625 x 0.0625
Sensor Surface [mm]	2.0
MAIA	N/A

Measurement Results

Scan Type	5G Scan
Date	2022-01-05, 21:11
Avg. Area [cm²]	4.00
psPDn+ [W/m²]	0.613
psPDtot+ [W/m²]	0.666
psPDmod+ [W/m²]	0.721
E_{max} [V/m]	20.4
Power Drift [dB]	0.18

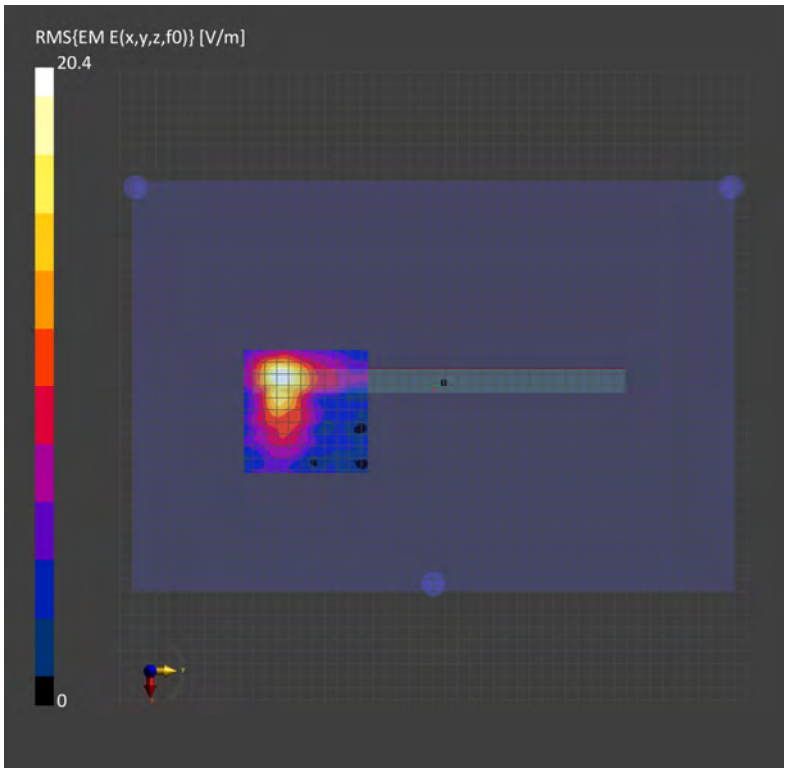

Unless otherwise stated the results shown in this test report refer only to the sample(s) tested and such sample(s) are retained for 90 days only.
除非另有說明，此報告結果僅對測試之樣品負責，同時此樣品僅保留90天。本報告未經本公司書面許可，不可部份複製。
This document is issued by the Company subject to its General Conditions of Service printed overleaf, available on request or accessible at http://www.sgs.com.tw/Terms-and-Conditions and for electronic format documents, subject to Terms and Conditions for Electronic Documents at http://www.sgs.com.tw/Terms-and-Conditions. Attention is drawn to the limitation of liability, indemnification and jurisdiction issues defined therein. Any holder of this document is advised that information contained hereon reflects the Company's findings at the time of its intervention only and within the limits of Client's instructions, if any. The Company's sole responsibility is to its Client and this document does not exonerate parties to a transaction from exercising all their rights and obligations under the transaction documents. This document cannot be reproduced except in full, without prior written approval of the Company. Any unauthorized alteration, forgery or falsification of the content or appearance of this document is unlawful and offenders may be prosecuted to the fullest extent of the law.

Report No. :EN/2021/C0030
Measurement Report for Pixie, EDGE TOP, U-NII-5, IEEE 802.11ax (160MHz, MCS0, 90pc duty cycle), Channel 47 (6185.0 MHz) _Tx2
Device Under Test Properties

Model, Manufacturer	Dimensions [mm]	IMEI	DUT Type
Pixie,	227.0 x 309.0 x 21.0		Tablet

Exposure Conditions

Phantom Section	Position, Test Distance [mm]	Band	Group, UID	Frequency [MHz], Channel Number	Conversion Factor
5G	EDGE TOP, 2.00	U-NII-5	WLAN, 10743-AAC	6185.0, 47	1.0

Hardware Setup

Phantom	Medium	Probe, Calibration Date	DAE, Calibration Date
mmWave	Air -	EUmmWV4 - SN9579_F1-55GHz, 2021-10-06	DAE4 Sn1665, 2021-03-01

Scans Setup

Scan Type	5G Scan
Grid Extents [mm]	100.0 x 100.0
Grid Steps [lambda]	0.0625 x 0.0625
Sensor Surface [mm]	2.0
MAIA	N/A

Measurement Results

Scan Type	5G Scan
Date	2022-01-05, 23:22
Avg. Area [cm²]	4.00
psPDn+ [W/m²]	0.487
psPDtot+ [W/m²]	0.517
psPDmod+ [W/m²]	0.553
E_{max} [V/m]	16.4
Power Drift [dB]	0.17

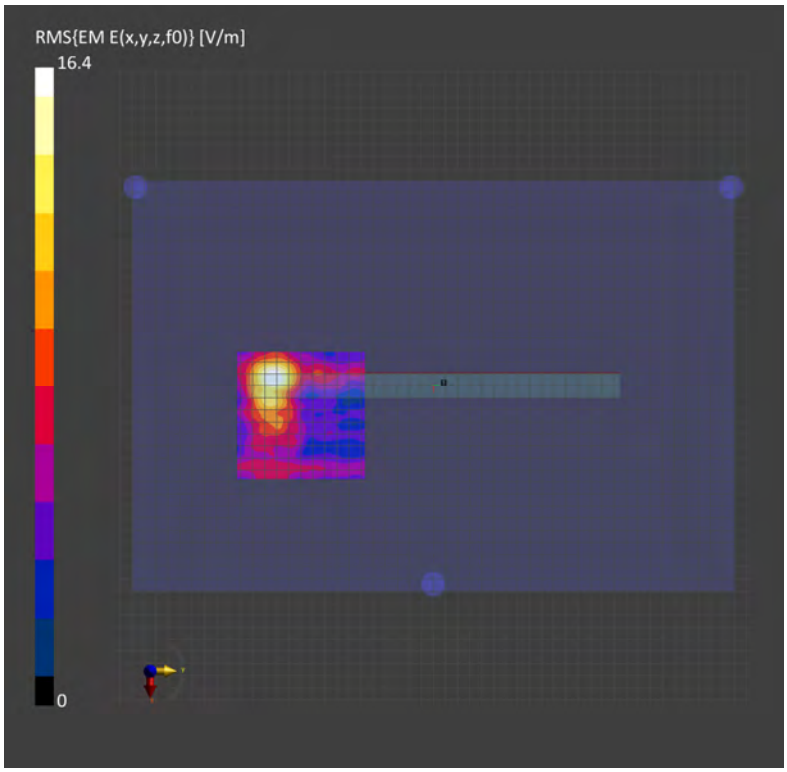

Unless otherwise stated the results shown in this test report refer only to the sample(s) tested and such sample(s) are retained for 90 days only.
除非另有說明，此報告結果僅對測試之樣品負責，同時此樣品僅保留90天。本報告未經本公司書面許可，不可部份複製。
This document is issued by the Company subject to its General Conditions of Service printed overleaf, available on request or accessible at http://www.sgs.com.tw/Terms-and-Conditions and for electronic format documents, subject to Terms and Conditions for Electronic Documents at http://www.sgs.com.tw/Terms-and-Conditions. Attention is drawn to the limitation of liability, indemnification and jurisdiction issues defined therein. Any holder of this document is advised that information contained hereon reflects the Company's findings at the time of its intervention only and within the limits of Client's instructions, if any. The Company's sole responsibility is to its Client and this document does not exonerate parties to a transaction from exercising all their rights and obligations under the transaction documents. This document cannot be reproduced except in full, without prior written approval of the Company. Any unauthorized alteration, forgery or falsification of the content or appearance of this document is unlawful and offenders may be prosecuted to the fullest extent of the law.

Report No. :EN/2021/C0030
Measurement Report for Pixie, EDGE TOP, U-NII-6, IEEE 802.11ax (160MHz, MCS0, 90pc duty cycle), Channel 111 (6505.0 MHz) _Tx2
Device Under Test Properties

Model, Manufacturer	Dimensions [mm]	IMEI	DUT Type
Pixie,	227.0 x 309.0 x 21.0		Tablet

Exposure Conditions

Phantom Section	Position, Test Distance [mm]	Band	Group, UID	Frequency [MHz], Channel Number	Conversion Factor
5G	EDGE TOP, 2.00	U-NII-6	WLAN, 10743-AAC	6505.0, 111	1.0

Hardware Setup

Phantom	Medium	Probe, Calibration Date	DAE, Calibration Date
mmWave	Air -	EUmmWV4 - SN9579_F1-55GHz, 2021-10-06	DAE4 Sn1665, 2021-03-01

Scans Setup

Scan Type	5G Scan
Grid Extents [mm]	100.0 x 100.0
Grid Steps [lambda]	0.0625 x 0.0625
Sensor Surface [mm]	2.0
MAIA	N/A

Measurement Results

Scan Type	5G Scan
Date	2022-01-06, 02:08
Avg. Area [cm²]	4.00
psPDn+ [W/m²]	0.270
psPDtot+ [W/m²]	0.282
psPDmod+ [W/m²]	0.340
E_{max} [V/m]	13.7
Power Drift [dB]	0.07

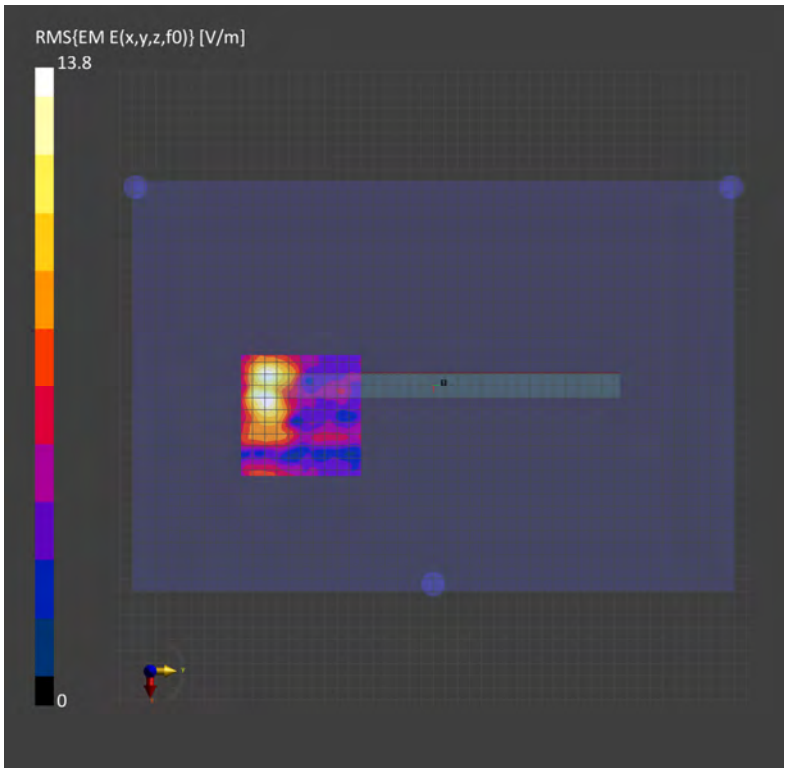

Unless otherwise stated the results shown in this test report refer only to the sample(s) tested and such sample(s) are retained for 90 days only.
除非另有說明，此報告結果僅對測試之樣品負責，同時此樣品僅保留90天。本報告未經本公司書面許可，不可部份複製。
This document is issued by the Company subject to its General Conditions of Service printed overleaf, available on request or accessible at http://www.sgs.com.tw/Terms-and-Conditions and for electronic format documents, subject to Terms and Conditions for Electronic Documents at http://www.sgs.com.tw/Terms-and-Conditions. Attention is drawn to the limitation of liability, indemnification and jurisdiction issues defined therein. Any holder of this document is advised that information contained hereon reflects the Company's findings at the time of its intervention only and within the limits of Client's instructions, if any. The Company's sole responsibility is to its Client and this document does not exonerate parties to a transaction from exercising all their rights and obligations under the transaction documents. This document cannot be reproduced except in full, without prior written approval of the Company. Any unauthorized alteration, forgery or falsification of the content or appearance of this document is unlawful and offenders may be prosecuted to the fullest extent of the law.

Report No. :EN/2021/C0030
Measurement Report for Pixie, EDGE TOP, U-NII-7, IEEE 802.11ax (160MHz, MCS0, 90pc duty cycle), Channel 143 (6665.0 MHz) _Tx2
Device Under Test Properties

Model, Manufacturer	Dimensions [mm]	IMEI	DUT Type
Pixie,	227.0 x 309.0 x 21.0		Tablet

Exposure Conditions

Phantom Section	Position, Test Distance [mm]	Band	Group, UID	Frequency [MHz], Channel Number	Conversion Factor
5G	EDGE TOP, 2.00	U-NII-7	WLAN, 10743-AAC	6665.0, 143	1.0

Hardware Setup

Phantom	Medium	Probe, Calibration Date	DAE, Calibration Date
mmWave	Air -	EUmmWV4 - SN9579_F1-55GHz, 2021-10-06	DAE4 Sn1665, 2021-03-01

Scans Setup

Scan Type	5G Scan
Grid Extents [mm]	100.0 x 100.0
Grid Steps [lambda]	0.0625 x 0.0625
Sensor Surface [mm]	2.0
MAIA	N/A

Measurement Results

Scan Type	5G Scan
Date	2022-01-06, 04:34
Avg. Area [cm²]	4.00
psPDn+ [W/m²]	0.177
psPDtot+ [W/m²]	0.188
psPDmod+ [W/m²]	0.207
E_{max} [V/m]	10.9
Power Drift [dB]	0.08

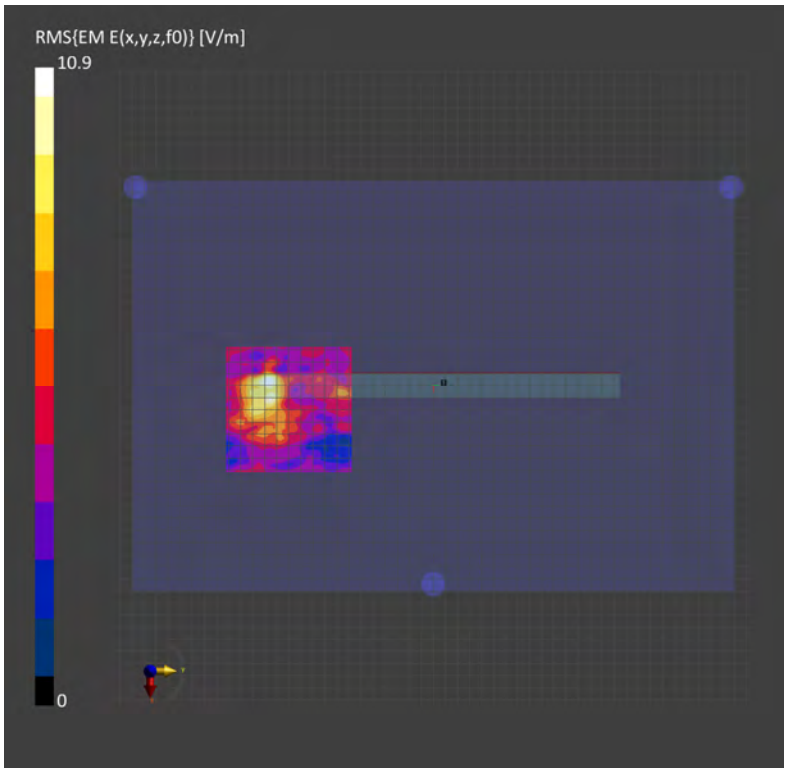

Unless otherwise stated the results shown in this test report refer only to the sample(s) tested and such sample(s) are retained for 90 days only.
除非另有說明，此報告結果僅對測試之樣品負責，同時此樣品僅保留90天。本報告未經本公司書面許可，不可部份複製。
This document is issued by the Company subject to its General Conditions of Service printed overleaf, available on request or accessible at http://www.sgs.com.tw/Terms-and-Conditions and for electronic format documents, subject to Terms and Conditions for Electronic Documents at http://www.sgs.com.tw/Terms-and-Conditions. Attention is drawn to the limitation of liability, indemnification and jurisdiction issues defined therein. Any holder of this document is advised that information contained hereon reflects the Company's findings at the time of its intervention only and within the limits of Client's instructions, if any. The Company's sole responsibility is to its Client and this document does not exonerate parties to a transaction from exercising all their rights and obligations under the transaction documents. This document cannot be reproduced except in full, without prior written approval of the Company. Any unauthorized alteration, forgery or falsification of the content or appearance of this document is unlawful and offenders may be prosecuted to the fullest extent of the law.

Report No. :EN/2021/C0030
Measurement Report for Pixie, EDGE TOP, U-NII-8, IEEE 802.11ax (160MHz, MCS0, 90pc duty cycle), Channel 207 (6985.0 MHz)
Device Under Test Properties

Model, Manufacturer	Dimensions [mm]	IMEI	DUT Type
Pixie,	227.0 x 309.0 x 21.0		Tablet

Exposure Conditions

Phantom Section	Position, Test Distance [mm]	Band	Group, UID	Frequency [MHz], Channel Number	Conversion Factor
5G	EDGE TOP, 2.00	U-NII-8	WLAN, 10743-AAC	6985.0, 207	1.0

Hardware Setup

Phantom	Medium	Probe, Calibration Date	DAE, Calibration Date
mmWave	Air -	EUmmWV4 - SN9579_F1-55GHz, 2021-10-06	DAE4 Sn1665, 2021-03-01

Scans Setup

Scan Type	5G Scan
Grid Extents [mm]	100.0 x 100.0
Grid Steps [lambda]	0.0625 x 0.0625
Sensor Surface [mm]	2.0
MAIA	N/A

Measurement Results

Scan Type	5G Scan
Date	2022-01-06, 06:43
Avg. Area [cm²]	4.00
psPDn+ [W/m²]	0.269
psPDtot+ [W/m²]	0.318
psPDmod+ [W/m²]	0.327
E_{max} [V/m]	13.4
Power Drift [dB]	0.14

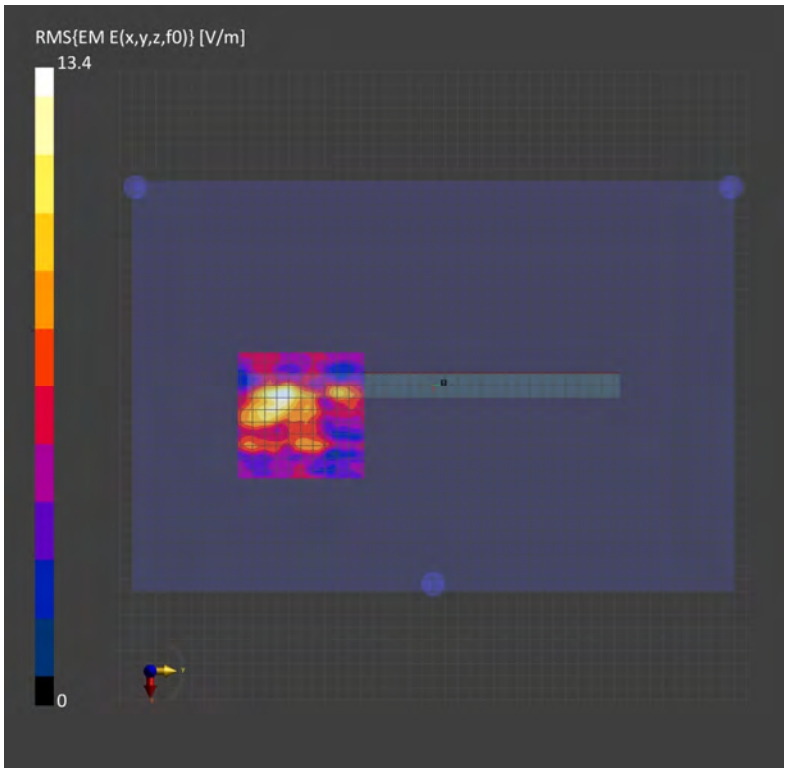

Unless otherwise stated the results shown in this test report refer only to the sample(s) tested and such sample(s) are retained for 90 days only.
除非另有說明，此報告結果僅對測試之樣品負責，同時此樣品僅保留90天。本報告未經本公司書面許可，不可部份複製。
This document is issued by the Company subject to its General Conditions of Service printed overleaf, available on request or accessible at http://www.sgs.com.tw/Terms-and-Conditions and for electronic format documents, subject to Terms and Conditions for Electronic Documents at http://www.sgs.com.tw/Terms-and-Conditions. Attention is drawn to the limitation of liability, indemnification and jurisdiction issues defined therein. Any holder of this document is advised that information contained hereon reflects the Company's findings at the time of its intervention only and within the limits of Client's instructions, if any. The Company's sole responsibility is to its Client and this document does not exonerate parties to a transaction from exercising all their rights and obligations under the transaction documents. This document cannot be reproduced except in full, without prior written approval of the Company. Any unauthorized alteration, forgery or falsification of the content or appearance of this document is unlawful and offenders may be prosecuted to the fullest extent of the law.

Report No. :EN/2021/C0030
Measurement Report for Pixie, EDGE TOP, U-NII-5, IEEE 802.11ax (160MHz, MCS0, 90pc duty cycle), Channel 15 (6025.0 MHz)_Tx1
Device Under Test Properties

Model, Manufacturer	Dimensions [mm]	IMEI	DUT Type
Pixie,	227.0 x 309.0 x 21.0		Tablet

Exposure Conditions

Phantom Section	Position, Test Distance [mm]	Band	Group, UID	Frequency [MHz], Channel Number	Conversion Factor
5G	EDGE TOP, 2.00	U-NII-5	WLAN, 10743-AAC	6025.0, 15	1.0

Hardware Setup

Phantom	Medium	Probe, Calibration Date	DAE, Calibration Date
mmWave	Air -	EUmmWV4 - SN9579_F1-55GHz, 2021-10-06	DAE4 Sn1665, 2021-03-01

Scans Setup

Scan Type	5G Scan
Grid Extents [mm]	100.0 x 100.0
Grid Steps [lambda]	0.0625 x 0.0625
Sensor Surface [mm]	2.0
MAIA	N/A

Measurement Results

Scan Type	5G Scan
Date	2022-01-06, 09:29
Avg. Area [cm²]	4.00
psPDn+ [W/m²]	0.133
psPDtot+ [W/m²]	0.186
psPDmod+ [W/m²]	0.196
E_{max} [V/m]	11.2
Power Drift [dB]	0.09

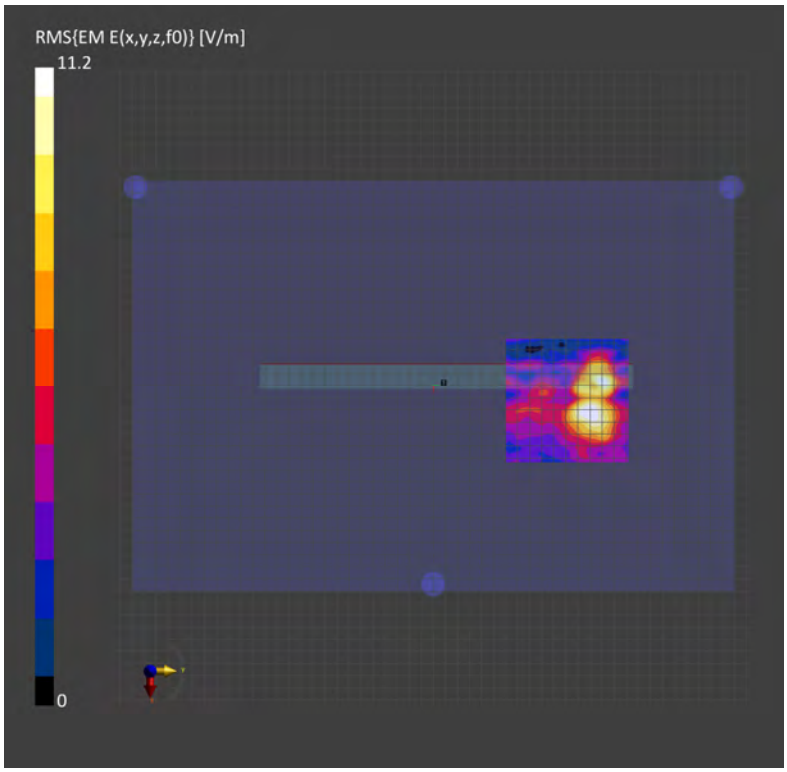

Unless otherwise stated the results shown in this test report refer only to the sample(s) tested and such sample(s) are retained for 90 days only.
除非另有說明，此報告結果僅對測試之樣品負責，同時此樣品僅保留90天。本報告未經本公司書面許可，不可部份複製。
This document is issued by the Company subject to its General Conditions of Service printed overleaf, available on request or accessible at http://www.sgs.com.tw/Terms-and-Conditions and for electronic format documents, subject to Terms and Conditions for Electronic Documents at http://www.sgs.com.tw/Terms-and-Conditions. Attention is drawn to the limitation of liability, indemnification and jurisdiction issues defined therein. Any holder of this document is advised that information contained hereon reflects the Company's findings at the time of its intervention only and within the limits of Client's instructions, if any. The Company's sole responsibility is to its Client and this document does not exonerate parties to a transaction from exercising all their rights and obligations under the transaction documents. This document cannot be reproduced except in full, without prior written approval of the Company. Any unauthorized alteration, forgery or falsification of the content or appearance of this document is unlawful and offenders may be prosecuted to the fullest extent of the law.

Report No. :EN/2021/C0030
Measurement Report for Pixie, EDGE TOP, U-NII-5, IEEE 802.11ax (160MHz, MCS0, 90pc duty cycle), Channel 79 (6345.0 MHz) _Tx1
Device Under Test Properties

Model, Manufacturer	Dimensions [mm]	IMEI	DUT Type
Pixie,	227.0 x 309.0 x 21.0		Tablet

Exposure Conditions

Phantom Section	Position, Test Distance [mm]	Band	Group, UID	Frequency [MHz], Channel Number	Conversion Factor
5G	EDGE TOP, 2.00	U-NII-5	WLAN, 10743-AAC	6345.0, 79	1.0

Hardware Setup

Phantom	Medium	Probe, Calibration Date	DAE, Calibration Date
mmWave	Air -	EUmmWV4 - SN9579_F1-55GHz, 2021-10-06	DAE4 Sn1665, 2021-03-01

Scans Setup

Scan Type	5G Scan
Grid Extents [mm]	100.0 x 100.0
Grid Steps [lambda]	0.0625 x 0.0625
Sensor Surface [mm]	2.0
MAIA	N/A

Measurement Results

Scan Type	5G Scan
Date	2022-01-06, 12:36
Avg. Area [cm²]	4.00
psPDn+ [W/m²]	0.058
psPDtot+ [W/m²]	0.097
psPDmod+ [W/m²]	0.152
E_{max} [V/m]	10.4
Power Drift [dB]	-0.11

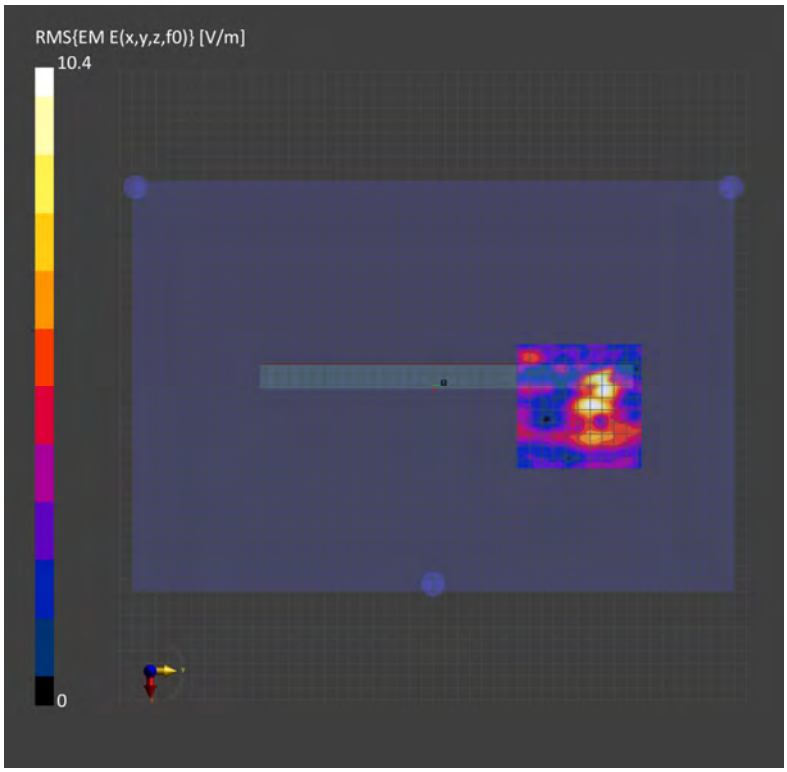

Unless otherwise stated the results shown in this test report refer only to the sample(s) tested and such sample(s) are retained for 90 days only.
除非另有說明，此報告結果僅對測試之樣品負責，同時此樣品僅保留90天。本報告未經本公司書面許可，不可部份複製。
This document is issued by the Company subject to its General Conditions of Service printed overleaf, available on request or accessible at http://www.sgs.com.tw/Terms-and-Conditions and for electronic format documents, subject to Terms and Conditions for Electronic Documents at http://www.sgs.com.tw/Terms-and-Conditions. Attention is drawn to the limitation of liability, indemnification and jurisdiction issues defined therein. Any holder of this document is advised that information contained hereon reflects the Company's findings at the time of its intervention only and within the limits of Client's instructions, if any. The Company's sole responsibility is to its Client and this document does not exonerate parties to a transaction from exercising all their rights and obligations under the transaction documents. This document cannot be reproduced except in full, without prior written approval of the Company. Any unauthorized alteration, forgery or falsification of the content or appearance of this document is unlawful and offenders may be prosecuted to the fullest extent of the law.

Report No. :EN/2021/C0030
Measurement Report for Pixie, EDGE TOP, U-NII-6, IEEE 802.11ax (160MHz, MCS0, 90pc duty cycle), Channel 111 (6505.0 MHz) _Tx1
Device Under Test Properties

Model, Manufacturer	Dimensions [mm]	IMEI	DUT Type
Pixie,	227.0 x 309.0 x 21.0		Tablet

Exposure Conditions

Phantom Section	Position, Test Distance [mm]	Band	Group, UID	Frequency [MHz], Channel Number	Conversion Factor
5G	EDGE TOP, 2.00	U-NII-6	WLAN, 10743-AAC	6505.0, 111	1.0

Hardware Setup

Phantom	Medium	Probe, Calibration Date	DAE, Calibration Date
mmWave	Air -	EUmmWV4 - SN9579_F1-55GHz, 2021-10-06	DAE4 Sn1665, 2021-03-01

Scans Setup

Scan Type	5G Scan
Grid Extents [mm]	100.0 x 100.0
Grid Steps [lambda]	0.0625 x 0.0625
Sensor Surface [mm]	2.0
MAIA	N/A

Measurement Results

Scan Type	5G Scan
Date	2022-01-06, 14:39
Avg. Area [cm²]	4.00
psPDn+ [W/m²]	0.113
psPDtot+ [W/m²]	0.152
psPDmod+ [W/m²]	0.208
E_{max} [V/m]	13.3
Power Drift [dB]	0.09

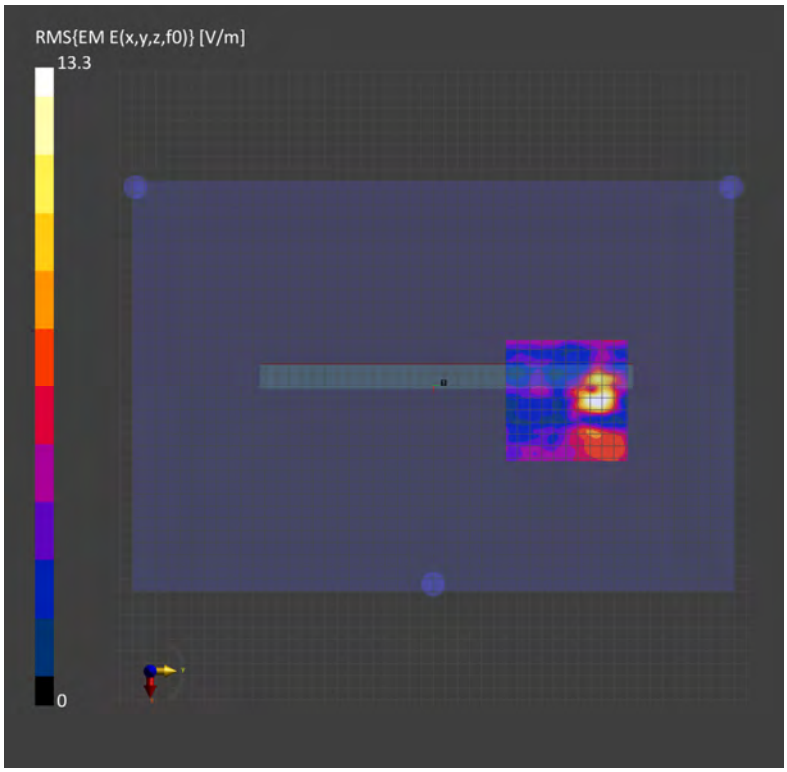

Unless otherwise stated the results shown in this test report refer only to the sample(s) tested and such sample(s) are retained for 90 days only.
除非另有說明，此報告結果僅對測試之樣品負責，同時此樣品僅保留90天。本報告未經本公司書面許可，不可部份複製。
This document is issued by the Company subject to its General Conditions of Service printed overleaf, available on request or accessible at http://www.sgs.com.tw/Terms-and-Conditions and for electronic format documents, subject to Terms and Conditions for Electronic Documents at http://www.sgs.com.tw/Terms-and-Conditions. Attention is drawn to the limitation of liability, indemnification and jurisdiction issues defined therein. Any holder of this document is advised that information contained hereon reflects the Company's findings at the time of its intervention only and within the limits of Client's instructions, if any. The Company's sole responsibility is to its Client and this document does not exonerate parties to a transaction from exercising all their rights and obligations under the transaction documents. This document cannot be reproduced except in full, without prior written approval of the Company. Any unauthorized alteration, forgery or falsification of the content or appearance of this document is unlawful and offenders may be prosecuted to the fullest extent of the law.

Report No. :EN/2021/C0030
Measurement Report for Pixie, EDGE TOP, U-NII-7, IEEE 802.11ax (160MHz, MCS0, 90pc duty cycle), Channel 175 (6825.0 MHz) _Tx1
Device Under Test Properties

Model, Manufacturer	Dimensions [mm]	IMEI	DUT Type
Pixie,	227.0 x 309.0 x 21.0		Tablet

Exposure Conditions

Phantom Section	Position, Test Distance [mm]	Band	Group, UID	Frequency [MHz], Channel Number	Conversion Factor
5G	EDGE TOP, 2.00	U-NII-7	WLAN, 10743-AAC	6825.0, 175	1.0

Hardware Setup

Phantom	Medium	Probe, Calibration Date	DAE, Calibration Date
mmWave	Air -	EUmmWV4 - SN9579_F1-55GHz, 2021-10-06	DAE4 Sn1665, 2021-03-01

Scans Setup

Scan Type	5G Scan
Grid Extents [mm]	100.0 x 100.0
Grid Steps [lambda]	0.0625 x 0.0625
Sensor Surface [mm]	2.0
MAIA	N/A

Measurement Results

Scan Type	5G Scan
Date	2022-01-06, 16:54
Avg. Area [cm²]	4.00
psPDn+ [W/m²]	0.296
psPDtot+ [W/m²]	0.320
psPDmod+ [W/m²]	0.347
E_{max} [V/m]	13.3
Power Drift [dB]	0.17

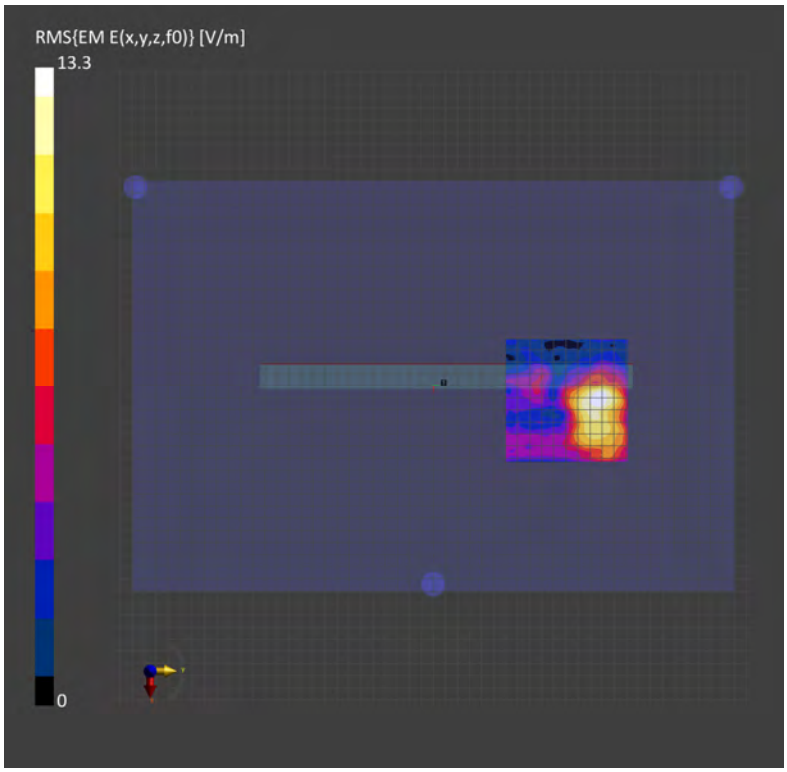

Unless otherwise stated the results shown in this test report refer only to the sample(s) tested and such sample(s) are retained for 90 days only.
除非另有說明，此報告結果僅對測試之樣品負責，同時此樣品僅保留90天。本報告未經本公司書面許可，不可部份複製。
This document is issued by the Company subject to its General Conditions of Service printed overleaf, available on request or accessible at http://www.sgs.com.tw/Terms-and-Conditions and for electronic format documents, subject to Terms and Conditions for Electronic Documents at http://www.sgs.com.tw/Terms-and-Conditions. Attention is drawn to the limitation of liability, indemnification and jurisdiction issues defined therein. Any holder of this document is advised that information contained hereon reflects the Company's findings at the time of its intervention only and within the limits of Client's instructions, if any. The Company's sole responsibility is to its Client and this document does not exonerate parties to a transaction from exercising all their rights and obligations under the transaction documents. This document cannot be reproduced except in full, without prior written approval of the Company. Any unauthorized alteration, forgery or falsification of the content or appearance of this document is unlawful and offenders may be prosecuted to the fullest extent of the law.

Report No. :EN/2021/C0030
Measurement Report for Pixie, EDGE TOP, U-NII-8, IEEE 802.11ax (160MHz, MCS0, 90pc duty cycle), Channel 207 (6985.0 MHz) _Tx1
Device Under Test Properties

Model, Manufacturer	Dimensions [mm]	IMEI	DUT Type
Pixie,	227.0 x 309.0 x 21.0		Tablet

Exposure Conditions

Phantom Section	Position, Test Distance [mm]	Band	Group, UID	Frequency [MHz], Channel Number	Conversion Factor
5G	EDGE TOP, 2.00	U-NII-8	WLAN, 10743-AAC	6985.0, 207	1.0

Hardware Setup

Phantom	Medium	Probe, Calibration Date	DAE, Calibration Date
mmWave	Air -	EUmmWV4 - SN9579_F1-55GHz, 2021-10-06	DAE4 Sn1665, 2021-03-01

Scans Setup

Scan Type	5G Scan
Grid Extents [mm]	100.0 x 100.0
Grid Steps [lambda]	0.0625 x 0.0625
Sensor Surface [mm]	2.0
MAIA	N/A

Measurement Results

Scan Type	5G Scan
Date	2022-01-06, 19:01
Avg. Area [cm²]	4.00
psPDn+ [W/m²]	0.112
psPDtot+ [W/m²]	0.120
psPDmod+ [W/m²]	0.171
E_{max} [V/m]	11.3
Power Drift [dB]	0.04

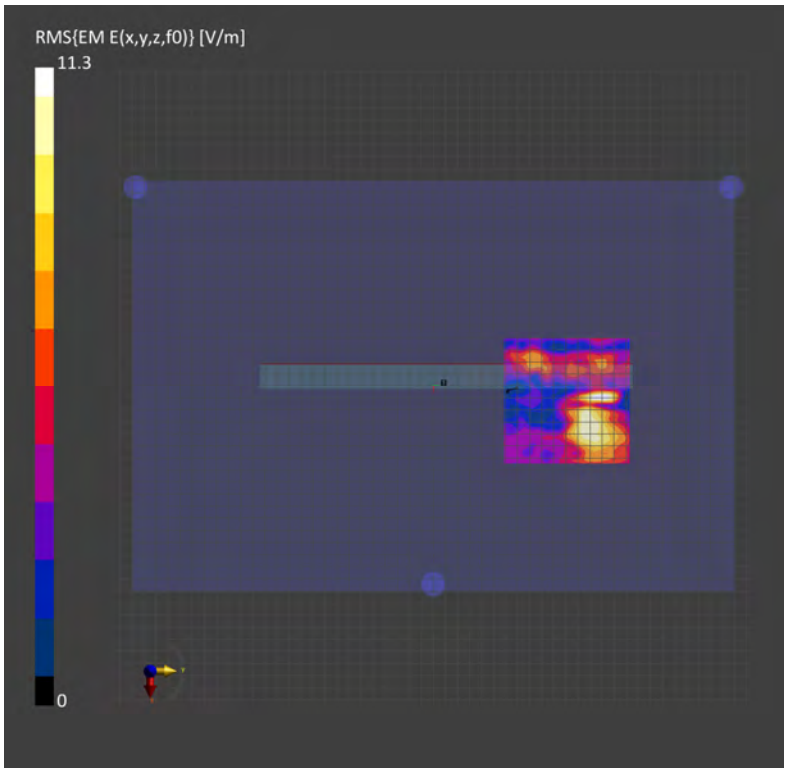

Unless otherwise stated the results shown in this test report refer only to the sample(s) tested and such sample(s) are retained for 90 days only.
除非另有說明，此報告結果僅對測試之樣品負責，同時此樣品僅保留90天。本報告未經本公司書面許可，不可部份複製。
This document is issued by the Company subject to its General Conditions of Service printed overleaf, available on request or accessible at http://www.sgs.com.tw/Terms-and-Conditions and for electronic format documents, subject to Terms and Conditions for Electronic Documents at http://www.sgs.com.tw/Terms-and-Conditions. Attention is drawn to the limitation of liability, indemnification and jurisdiction issues defined therein. Any holder of this document is advised that information contained hereon reflects the Company's findings at the time of its intervention only and within the limits of Client's instructions, if any. The Company's sole responsibility is to its Client and this document does not exonerate parties to a transaction from exercising all their rights and obligations under the transaction documents. This document cannot be reproduced except in full, without prior written approval of the Company. Any unauthorized alteration, forgery or falsification of the content or appearance of this document is unlawful and offenders may be prosecuted to the fullest extent of the law.

Report No. :EN/2021/C0030
Measurement Report for Pixie, EDGE TOP, U-NII-5, IEEE 802.11ax (160MHz, MCS0, 90pc duty cycle), Channel 15 (6025.0 MHz) _Tx2
Device Under Test Properties

Model, Manufacturer	Dimensions [mm]	IMEI	DUT Type
Pixie,	227.0 x 309.0 x 21.0		Tablet

Exposure Conditions

Phantom Section	Position, Test Distance [mm]	Band	Group, UID	Frequency [MHz], Channel Number	Conversion Factor
5G	EDGE TOP, 2.00	U-NII-5	WLAN, 10743-AAC	6025.0, 15	1.0

Hardware Setup

Phantom	Medium	Probe, Calibration Date	DAE, Calibration Date
mmWave	Air -	EUmmWV4 - SN9579_F1-55GHz, 2021-10-06	DAE4 Sn1665, 2021-03-01

Scans Setup

Scan Type	5G Scan
Grid Extents [mm]	100.0 x 100.0
Grid Steps [lambda]	0.0625 x 0.0625
Sensor Surface [mm]	2.0
MAIA	N/A

Measurement Results

Scan Type	5G Scan
Date	2022-01-06, 21:59
Avg. Area [cm²]	4.00
psPDn+ [W/m²]	0.317
psPDtot+ [W/m²]	0.362
psPDmod+ [W/m²]	0.386
E_{max} [V/m]	15.9
Power Drift [dB]	-0.02

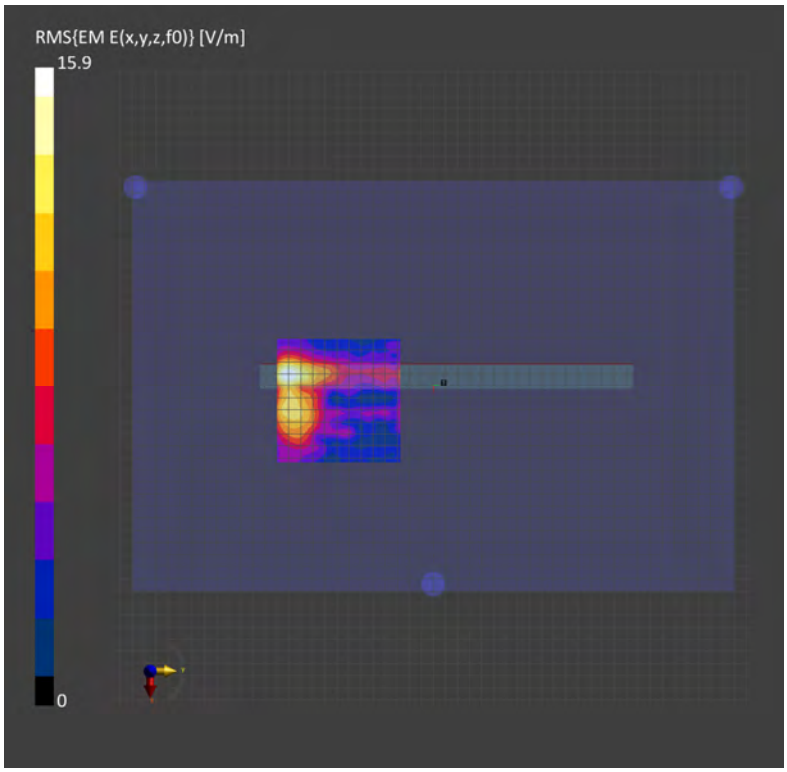

Unless otherwise stated the results shown in this test report refer only to the sample(s) tested and such sample(s) are retained for 90 days only.
除非另有說明，此報告結果僅對測試之樣品負責，同時此樣品僅保留90天。本報告未經本公司書面許可，不可部份複製。
This document is issued by the Company subject to its General Conditions of Service printed overleaf, available on request or accessible at http://www.sgs.com.tw/Terms-and-Conditions and for electronic format documents, subject to Terms and Conditions for Electronic Documents at http://www.sgs.com.tw/Terms-and-Conditions. Attention is drawn to the limitation of liability, indemnification and jurisdiction issues defined therein. Any holder of this document is advised that information contained hereon reflects the Company's findings at the time of its intervention only and within the limits of Client's instructions, if any. The Company's sole responsibility is to its Client and this document does not exonerate parties to a transaction from exercising all their rights and obligations under the transaction documents. This document cannot be reproduced except in full, without prior written approval of the Company. Any unauthorized alteration, forgery or falsification of the content or appearance of this document is unlawful and offenders may be prosecuted to the fullest extent of the law.

Report No. :EN/2021/C0030
Measurement Report for Pixie, EDGE TOP, U-NII-5, IEEE 802.11ax (160MHz, MCS0, 90pc duty cycle), Channel 47 (6185.0 MHz) _Tx2
Device Under Test Properties

Model, Manufacturer	Dimensions [mm]	IMEI	DUT Type
Pixie,	227.0 x 309.0 x 21.0		Tablet

Exposure Conditions

Phantom Section	Position, Test Distance [mm]	Band	Group, UID	Frequency [MHz], Channel Number	Conversion Factor
5G	EDGE TOP, 2.00	U-NII-5	WLAN, 10743-AAC	6185.0, 47	1.0

Hardware Setup

Phantom	Medium	Probe, Calibration Date	DAE, Calibration Date
mmWave	Air -	EUmmWV4 - SN9579_F1-55GHz, 2021-10-06	DAE4 Sn1665, 2021-03-01

Scans Setup

Scan Type	5G Scan
Grid Extents [mm]	100.0 x 100.0
Grid Steps [lambda]	0.0625 x 0.0625
Sensor Surface [mm]	2.0
MAIA	N/A

Measurement Results

Scan Type	5G Scan
Date	2022-01-07, 01:03
Avg. Area [cm²]	4.00
psPDn+ [W/m²]	0.085
psPDtot+ [W/m²]	0.108
psPDmod+ [W/m²]	0.149
E_{max} [V/m]	9.06
Power Drift [dB]	-0.15

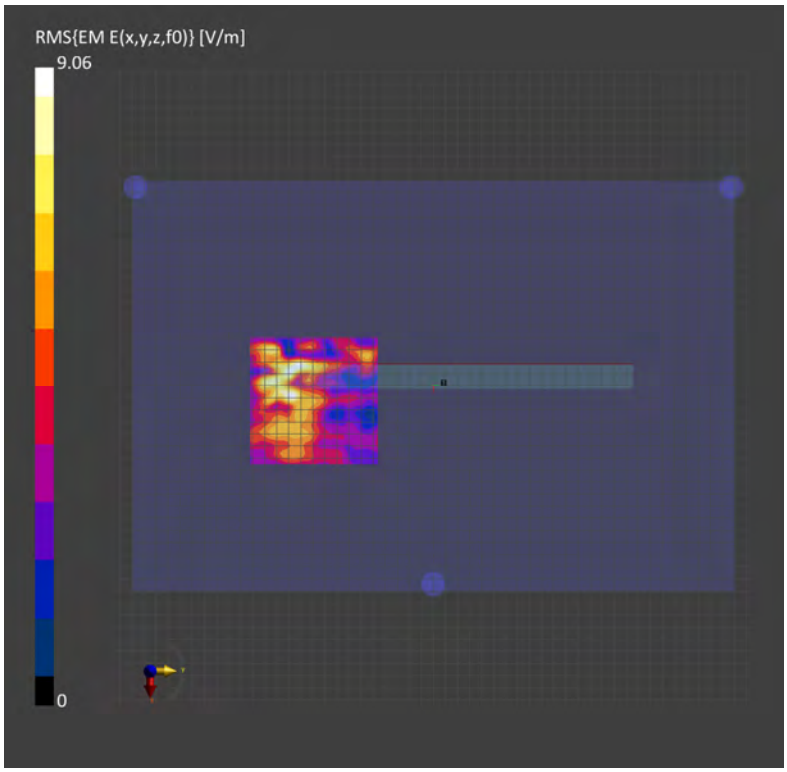

Unless otherwise stated the results shown in this test report refer only to the sample(s) tested and such sample(s) are retained for 90 days only.
除非另有說明，此報告結果僅對測試之樣品負責，同時此樣品僅保留90天。本報告未經本公司書面許可，不可部份複製。
This document is issued by the Company subject to its General Conditions of Service printed overleaf, available on request or accessible at http://www.sgs.com.tw/Terms-and-Conditions and for electronic format documents, subject to Terms and Conditions for Electronic Documents at http://www.sgs.com.tw/Terms-and-Conditions. Attention is drawn to the limitation of liability, indemnification and jurisdiction issues defined therein. Any holder of this document is advised that information contained hereon reflects the Company's findings at the time of its intervention only and within the limits of Client's instructions, if any. The Company's sole responsibility is to its Client and this document does not exonerate parties to a transaction from exercising all their rights and obligations under the transaction documents. This document cannot be reproduced except in full, without prior written approval of the Company. Any unauthorized alteration, forgery or falsification of the content or appearance of this document is unlawful and offenders may be prosecuted to the fullest extent of the law.

Report No. :EN/2021/C0030
Measurement Report for Pixie, EDGE TOP, U-NII-6, IEEE 802.11ax (160MHz, MCS0, 90pc duty cycle), Channel 111 (6505.0 MHz) _Tx2
Device Under Test Properties

Model, Manufacturer	Dimensions [mm]	IMEI	DUT Type
Pixie,	227.0 x 309.0 x 21.0		Tablet

Exposure Conditions

Phantom Section	Position, Test Distance [mm]	Band	Group, UID	Frequency [MHz], Channel Number	Conversion Factor
5G	EDGE TOP, 2.00	U-NII-6	WLAN, 10743-AAC	6505.0, 111	1.0

Hardware Setup

Phantom	Medium	Probe, Calibration Date	DAE, Calibration Date
mmWave	Air -	EUmmWV4 - SN9579_F1-55GHz, 2021-10-06	DAE4 Sn1665, 2021-03-01

Scans Setup

Scan Type	5G Scan
Grid Extents [mm]	100.0 x 100.0
Grid Steps [lambda]	0.0625 x 0.0625
Sensor Surface [mm]	2.0
MAIA	N/A

Measurement Results

Scan Type	5G Scan
Date	2022-01-07, 04:05
Avg. Area [cm²]	4.00
psPDn+ [W/m²]	0.190
psPDtot+ [W/m²]	0.225
psPDmod+ [W/m²]	0.238
E_{max} [V/m]	12.2
Power Drift [dB]	0.18

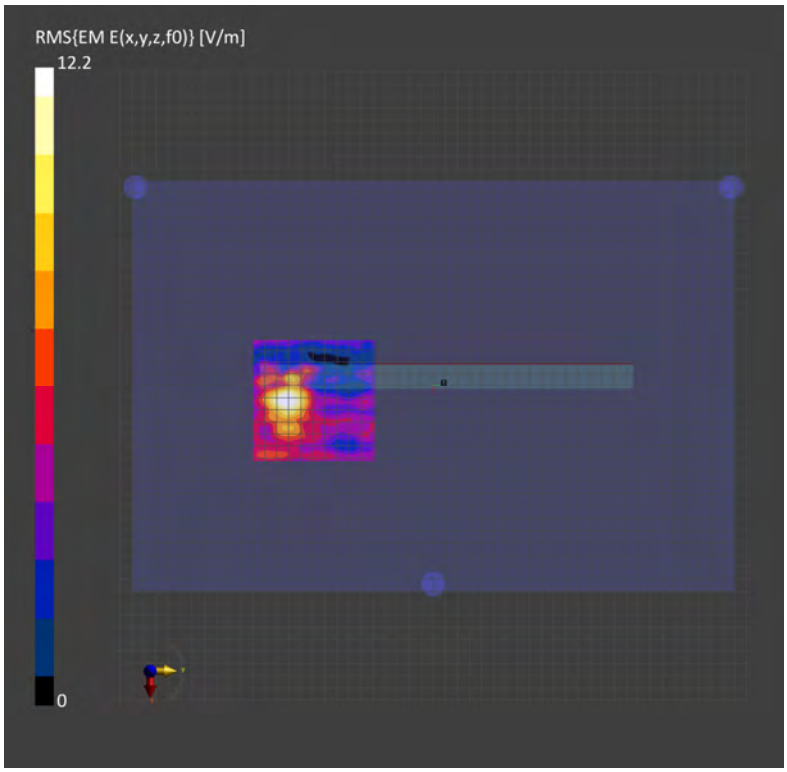

Unless otherwise stated the results shown in this test report refer only to the sample(s) tested and such sample(s) are retained for 90 days only.
除非另有說明，此報告結果僅對測試之樣品負責，同時此樣品僅保留90天。本報告未經本公司書面許可，不可部份複製。
This document is issued by the Company subject to its General Conditions of Service printed overleaf, available on request or accessible at http://www.sgs.com.tw/Terms-and-Conditions and for electronic format documents, subject to Terms and Conditions for Electronic Documents at http://www.sgs.com.tw/Terms-and-Conditions. Attention is drawn to the limitation of liability, indemnification and jurisdiction issues defined therein. Any holder of this document is advised that information contained hereon reflects the Company's findings at the time of its intervention only and within the limits of Client's instructions, if any. The Company's sole responsibility is to its Client and this document does not exonerate parties to a transaction from exercising all their rights and obligations under the transaction documents. This document cannot be reproduced except in full, without prior written approval of the Company. Any unauthorized alteration, forgery or falsification of the content or appearance of this document is unlawful and offenders may be prosecuted to the fullest extent of the law.

Report No. :EN/2021/C0030
Measurement Report for Pixie, EDGE TOP, U-NII-7, IEEE 802.11ax (160MHz, MCS0, 90pc duty cycle), Channel 143 (6665.0 MHz) _Tx2
Device Under Test Properties

Model, Manufacturer	Dimensions [mm]	IMEI	DUT Type
Pixie,	227.0 x 309.0 x 21.0		Tablet

Exposure Conditions

Phantom Section	Position, Test Distance [mm]	Band	Group, UID	Frequency [MHz], Channel Number	Conversion Factor
5G	EDGE TOP, 2.00	U-NII-7	WLAN, 10743-AAC	6665.0, 143	1.0

Hardware Setup

Phantom	Medium	Probe, Calibration Date	DAE, Calibration Date
mmWave	Air -	EUmmWV4 - SN9579_F1-55GHz, 2021-10-06	DAE4 Sn1665, 2021-03-01

Scans Setup

Scan Type	5G Scan
Grid Extents [mm]	100.0 x 100.0
Grid Steps [lambda]	0.0625 x 0.0625
Sensor Surface [mm]	2.0
MAIA	N/A

Measurement Results

Scan Type	5G Scan
Date	2022-01-07, 07:18
Avg. Area [cm²]	4.00
psPDn+ [W/m²]	0.261
psPDtot+ [W/m²]	0.354
psPDmod+ [W/m²]	0.370
E_{max} [V/m]	15.4
Power Drift [dB]	0.05

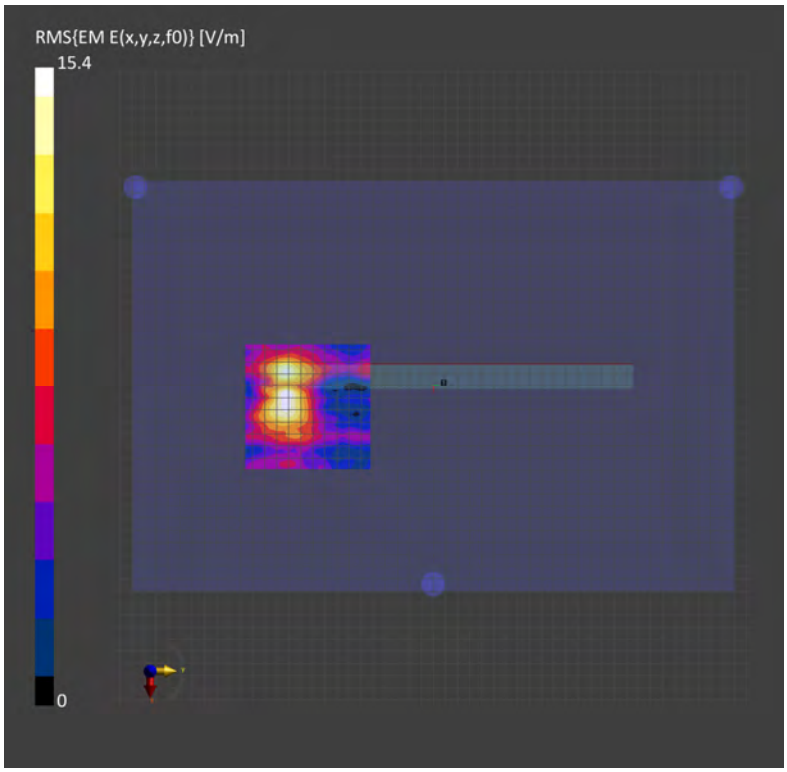

Unless otherwise stated the results shown in this test report refer only to the sample(s) tested and such sample(s) are retained for 90 days only.
除非另有說明，此報告結果僅對測試之樣品負責，同時此樣品僅保留90天。本報告未經本公司書面許可，不可部份複製。
This document is issued by the Company subject to its General Conditions of Service printed overleaf, available on request or accessible at http://www.sgs.com.tw/Terms-and-Conditions and for electronic format documents, subject to Terms and Conditions for Electronic Documents at http://www.sgs.com.tw/Terms-and-Conditions. Attention is drawn to the limitation of liability, indemnification and jurisdiction issues defined therein. Any holder of this document is advised that information contained hereon reflects the Company's findings at the time of its intervention only and within the limits of Client's instructions, if any. The Company's sole responsibility is to its Client and this document does not exonerate parties to a transaction from exercising all their rights and obligations under the transaction documents. This document cannot be reproduced except in full, without prior written approval of the Company. Any unauthorized alteration, forgery or falsification of the content or appearance of this document is unlawful and offenders may be prosecuted to the fullest extent of the law.

Report No. :EN/2021/C0030
Measurement Report for Pixie, EDGE TOP, U-NII-8, IEEE 802.11ax (160MHz, MCS0, 90pc duty cycle), Channel 207 (6985.0 MHz) _Tx2
Device Under Test Properties

Model, Manufacturer	Dimensions [mm]	IMEI	DUT Type
Pixie,	227.0 x 309.0 x 21.0		Tablet

Exposure Conditions

Phantom Section	Position, Test Distance [mm]	Band	Group, UID	Frequency [MHz], Channel Number	Conversion Factor
5G	EDGE TOP, 2.00	U-NII-8	WLAN, 10743-AAC	6985.0, 207	1.0

Hardware Setup

Phantom	Medium	Probe, Calibration Date	DAE, Calibration Date
mmWave	Air -	EUmmWV4 - SN9579_F1-55GHz, 2021-10-06	DAE4 Sn1665, 2021-03-01

Scans Setup

Scan Type	5G Scan
Grid Extents [mm]	100.0 x 100.0
Grid Steps [lambda]	0.0625 x 0.0625
Sensor Surface [mm]	2.0
MAIA	N/A

Measurement Results

Scan Type	5G Scan
Date	2022-01-07, 10:47
Avg. Area [cm²]	4.00
psPDn+ [W/m²]	0.182
psPDtot+ [W/m²]	0.203
psPDmod+ [W/m²]	0.230
E_{max} [V/m]	12.4
Power Drift [dB]	0.12

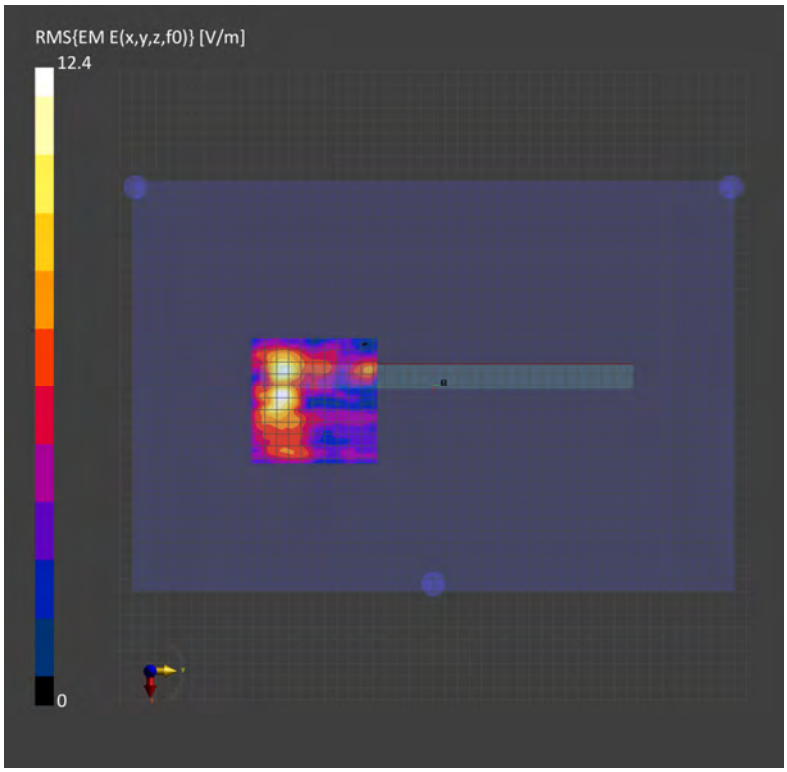

Unless otherwise stated the results shown in this test report refer only to the sample(s) tested and such sample(s) are retained for 90 days only.
除非另有說明，此報告結果僅對測試之樣品負責，同時此樣品僅保留90天。本報告未經本公司書面許可，不可部份複製。
This document is issued by the Company subject to its General Conditions of Service printed overleaf, available on request or accessible at http://www.sgs.com.tw/Terms-and-Conditions and for electronic format documents, subject to Terms and Conditions for Electronic Documents at http://www.sgs.com.tw/Terms-and-Conditions. Attention is drawn to the limitation of liability, indemnification and jurisdiction issues defined therein. Any holder of this document is advised that information contained hereon reflects the Company's findings at the time of its intervention only and within the limits of Client's instructions, if any. The Company's sole responsibility is to its Client and this document does not exonerate parties to a transaction from exercising all their rights and obligations under the transaction documents. This document cannot be reproduced except in full, without prior written approval of the Company. Any unauthorized alteration, forgery or falsification of the content or appearance of this document is unlawful and offenders may be prosecuted to the fullest extent of the law.

6. SAR System Performance Verification

Date: 2021/12/29

Report No. :EN/2021/C0030

Dipole 2450 MHz, SN:727

Communication System: CW; Frequency: 2450 MHz; Duty cycle= 1:1
Medium parameters used: f = 2450 MHz; σ = 1.811 S/m; ε_r = 38.544; ρ = 1000 kg/m^3
Phantom section: Flat Section
Ambient temperature: 22.1°C; Liquid temperature: 21.7°C

DASY5 Configuration:

- Probe: EX3DV4 - SN3770; ConvF(7.67, 7.67, 7.67) @ 2450 MHz; Calibrated: 2021/4/28
- Sensor-Surface: 2mm (Mechanical Surface Detection)
- Electronics: DAE4 Sn856; Calibrated: 2021/4/23
- Phantom: ELI
- DASY52 52.10.4(1527); SEMCAD X 14.6.14(7483)

Area Scan (51x61x1): Interpolated grid: dx=12 mm, dy=12 mm
Maximum value of SAR (interpolated) = 19.2 W/kg

Zoom Scan (7x7x7)/Cube 0: Measurement grid: dx=5mm, dy=5mm, dz=5mm
Reference Value = 97.11 V/m; Power Drift = -0.10 dB
Peak SAR (extrapolated) = 27.2 W/kg
SAR(1 g) = 13.2 W/kg; SAR(10 g) = 6.19 W/kg
Smallest distance from peaks to all points 3 dB below = 10 mm
Ratio of SAR at M2 to SAR at M1 = 49.6%
Maximum value of SAR (measured) = 17.3 W/kg

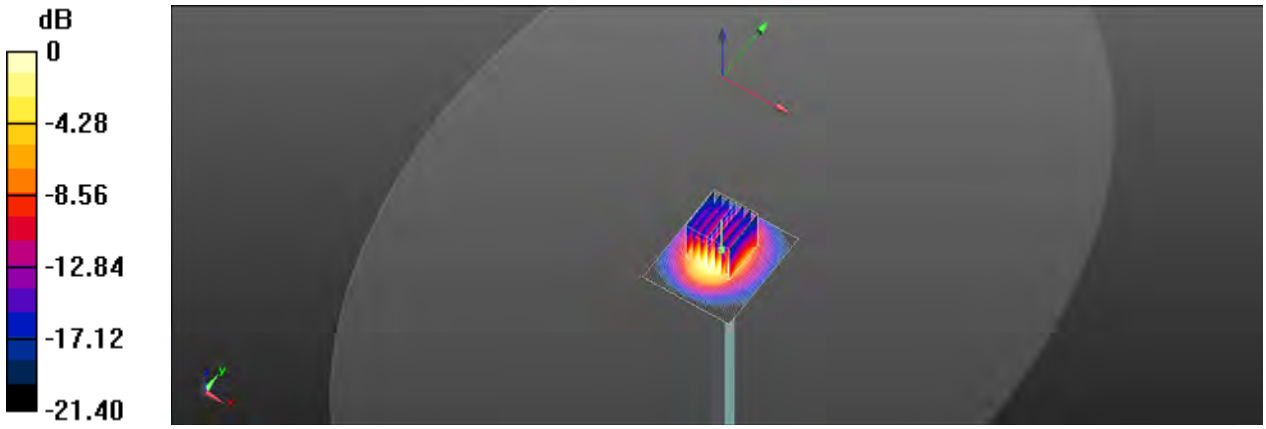

0 dB = 17.3 W/kg = 12.38 dBW/kg

Unless otherwise stated the results shown in this test report refer only to the sample(s) tested and such sample(s) are retained for 90 days only.
除非另有說明，此報告結果僅對測試之樣品負責，同時此樣品僅保留90天。本報告未經本公司書面許可，不可部份複製。
This document is issued by the Company subject to its General Conditions of Service printed overleaf, available on request or accessible at http://www.sgs.com.tw/Terms-and-Conditions and for electronic format documents, subject to Terms and Conditions for Electronic Documents at http://www.sgs.com.tw/Terms-and-Conditions. Attention is drawn to the limitation of liability, indemnification and jurisdiction issues defined therein. Any holder of this document is advised that information contained hereon reflects the Company's findings at the time of its intervention only and within the limits of Client's instructions, if any. The Company's sole responsibility is to its Client and this document does not exonerate parties to a transaction from exercising all their rights and obligations under the transaction documents. This document cannot be reproduced except in full, without prior written approval of the Company. Any unauthorized alteration, forgery or falsification of the content or appearance of this document is unlawful and offenders may be prosecuted to the fullest extent of the law.

Date: 2021/12/30

Report No. :EN/2021/C0030

Dipole 5200 MHz, SN:1023

Communication System: CW; Frequency: 5200 MHz; Duty cycle= 1:1
Medium parameters used: f = 5200 MHz; σ = 4.655 S/m; ε_r = 37.2; ρ = 1000 kg/m^3
Phantom section: Flat Section
Ambient temperature: 21.8°C; Liquid temperature: 21.4°C

DASY5 Configuration:

- Probe: EX3DV4 - SN3770; ConvF(5.61, 5.61, 5.61) @ 5200 MHz; Calibrated: 2021/4/28
- Sensor-Surface: 2mm (Mechanical Surface Detection)
- Electronics: DAE4 Sn856; Calibrated: 2021/4/23
- Phantom: ELI
- DASY52 52.10.4(1527); SEMCAD X 14.6.14(7483)

Area Scan (51x51x1): Interpolated grid: dx=10 mm, dy=10 mm
Maximum value of SAR (interpolated) = 16.8 W/kg

Zoom Scan (7x7x12)/Cube 0: Measurement grid: dx=4mm, dy=4mm, dz=2mm
Reference Value = 48.55 V/m; Power Drift = -0.02 dB
Peak SAR (extrapolated) = 30.2 W/kg
SAR(1 g) = 7.9 W/kg; SAR(10 g) = 2.33 W/kg
Smallest distance from peaks to all points 3 dB below = 7.6 mm
Ratio of SAR at M2 to SAR at M1 = 56.7%
Maximum value of SAR (measured) = 15.9 W/kg



0 dB = 15.9 W/kg = 12.01 dBW/kg

Unless otherwise stated the results shown in this test report refer only to the sample(s) tested and such sample(s) are retained for 90 days only.
除非另有說明，此報告結果僅對測試之樣品負責，同時此樣品僅保留90天。本報告未經本公司書面許可，不可部份複製。
This document is issued by the Company subject to its General Conditions of Service printed overleaf, available on request or accessible at http://www.sgs.com.tw/Terms-and-Conditions and for electronic format documents, subject to Terms and Conditions for Electronic Documents at http://www.sgs.com.tw/Terms-and-Conditions. Attention is drawn to the limitation of liability, indemnification and jurisdiction issues defined therein. Any holder of this document is advised that information contained hereon reflects the Company's findings at the time of its intervention only and within the limits of Client's instructions, if any. The Company's sole responsibility is to its Client and this document does not exonerate parties to a transaction from exercising all their rights and obligations under the transaction documents. This document cannot be reproduced except in full, without prior written approval of the Company. Any unauthorized alteration, forgery or falsification of the content or appearance of this document is unlawful and offenders may be prosecuted to the fullest extent of the law.

Date: 2021/12/31

Report No. :EN/2021/C0030

Dipole 5300 MHz, SN:1023

Communication System: CW; Frequency: 5300 MHz; Duty cycle= 1:1
Medium parameters used: f = 5300 MHz; σ = 4.792 S/m; ε_r = 37.022; ρ = 1000 kg/m^3
Phantom section: Flat Section
Ambient temperature: 21.9°C; Liquid temperature: 22.3°C

DASY5 Configuration:

- Probe: EX3DV4 - SN3770; ConvF(5.61, 5.61, 5.61) @ 5300 MHz; Calibrated: 2021/4/28
- Sensor-Surface: 2mm (Mechanical Surface Detection)
- Electronics: DAE4 Sn856; Calibrated: 2021/4/23
- Phantom: ELI
- DASY52 52.10.4(1527); SEMCAD X 14.6.14(7483)

Area Scan (51x51x1): Interpolated grid: dx=10 mm, dy=10 mm
Maximum value of SAR (interpolated) = 17.3 W/kg

Zoom Scan (7x7x12)/Cube 0: Measurement grid: dx=4mm, dy=4mm, dz=2mm
Reference Value = 62.38 V/m; Power Drift = 0.08 dB
Peak SAR (extrapolated) = 37.3 W/kg
SAR(1 g) = 7.82 W/kg; SAR(10 g) = 2.2 W/kg
Smallest distance from peaks to all points 3 dB below = 7.4 mm
Ratio of SAR at M2 to SAR at M1 = 48.8%
Maximum value of SAR (measured) = 16.8 W/kg



0 dB = 16.8 W/kg = 12.25 dBW/kg

Unless otherwise stated the results shown in this test report refer only to the sample(s) tested and such sample(s) are retained for 90 days only.
除非另有說明，此報告結果僅對測試之樣品負責，同時此樣品僅保留90天。本報告未經本公司書面許可，不可部份複製。
This document is issued by the Company subject to its General Conditions of Service printed overleaf, available on request or accessible at http://www.sgs.com.tw/Terms-and-Conditions and for electronic format documents, subject to Terms and Conditions for Electronic Documents at http://www.sgs.com.tw/Terms-and-Conditions. Attention is drawn to the limitation of liability, indemnification and jurisdiction issues defined therein. Any holder of this document is advised that information contained hereon reflects the Company's findings at the time of its intervention only and within the limits of Client's instructions, if any. The Company's sole responsibility is to its Client and this document does not exonerate parties to a transaction from exercising all their rights and obligations under the transaction documents. This document cannot be reproduced except in full, without prior written approval of the Company. Any unauthorized alteration, forgery or falsification of the content or appearance of this document is unlawful and offenders may be prosecuted to the fullest extent of the law.

Date: 2022/1/1

Report No. :EN/2021/C0030

Dipole 5600 MHz, SN:1023

Communication System: CW; Frequency: 5600 MHz; Duty cycle= 1:1
Medium parameters used: f = 5600 MHz; σ = 5.154 S/m; ε_r = 36.589; ρ = 1000 kg/m^3
Phantom section: Flat Section
Ambient temperature: 22.2°C; Liquid temperature: 21.8°C

DASY5 Configuration:

- Probe: EX3DV4 - SN3770; ConvF(4.9, 4.9, 4.9) @ 5600 MHz; Calibrated: 2021/4/28
- Sensor-Surface: 2mm (Mechanical Surface Detection)
- Electronics: DAE4 Sn856; Calibrated: 2021/4/23
- Phantom: ELI
- DASY52 52.10.4(1527); SEMCAD X 14.6.14(7483)

Area Scan (51x51x1): Interpolated grid: dx=10 mm, dy=10 mm
Maximum value of SAR (interpolated) = 20.2 W/kg

Zoom Scan (7x7x12)/Cube 0: Measurement grid: dx=4mm, dy=4mm, dz=2mm
Reference Value = 65.37 V/m; Power Drift = 0.02 dB
Peak SAR (extrapolated) = 45.0 W/kg
SAR(1 g) = 8.77 W/kg; SAR(10 g) = 2.46 W/kg
Smallest distance from peaks to all points 3 dB below = 7.5 mm
Ratio of SAR at M2 to SAR at M1 = 46.3%
Maximum value of SAR (measured) = 19.0 W/kg



0 dB = 19.0 W/kg = 12.79 dBW/kg

Unless otherwise stated the results shown in this test report refer only to the sample(s) tested and such sample(s) are retained for 90 days only.
除非另有說明，此報告結果僅對測試之樣品負責，同時此樣品僅保留90天。本報告未經本公司書面許可，不可部份複製。
This document is issued by the Company subject to its General Conditions of Service printed overleaf, available on request or accessible at http://www.sgs.com.tw/Terms-and-Conditions and for electronic format documents, subject to Terms and Conditions for Electronic Documents at http://www.sgs.com.tw/Terms-and-Conditions. Attention is drawn to the limitation of liability, indemnification and jurisdiction issues defined therein. Any holder of this document is advised that information contained hereon reflects the Company's findings at the time of its intervention only and within the limits of Client's instructions, if any. The Company's sole responsibility is to its Client and this document does not exonerate parties to a transaction from exercising all their rights and obligations under the transaction documents. This document cannot be reproduced except in full, without prior written approval of the Company. Any unauthorized alteration, forgery or falsification of the content or appearance of this document is unlawful and offenders may be prosecuted to the fullest extent of the law.

Date: 2022/1/2

Report No. :EN/2021/C0030

Dipole 5800 MHz, SN:1023

Communication System: CW; Frequency: 5800 MHz; Duty cycle= 1:1
Medium parameters used: f = 5800 MHz; σ = 5.389 S/m; ε_r = 35.923; ρ = 1000 kg/m^3
Phantom section: Flat Section
Ambient temperature: 21.7°C; Liquid temperature: 22.0°C

DASY5 Configuration:

- Probe: EX3DV4 - SN3770; ConvF(4.95, 4.95, 4.95) @ 5800 MHz; Calibrated: 2021/4/28
- Sensor-Surface: 2mm (Mechanical Surface Detection)
- Electronics: DAE4 Sn856; Calibrated: 2021/4/23
- Phantom: ELI
- DASY52 52.10.4(1527); SEMCAD X 14.6.14(7483)

Area Scan (51x51x1): Interpolated grid: dx=10 mm, dy=10 mm
Maximum value of SAR (interpolated) = 17.5 W/kg

Zoom Scan (7x7x12)/Cube 0: Measurement grid: dx=4mm, dy=4mm, dz=2mm
Reference Value = 62.37 V/m; Power Drift = 0.04 dB
Peak SAR (extrapolated) = 38.3 W/kg
SAR(1 g) = 8.08 W/kg; SAR(10 g) = 2.34 W/kg
Smallest distance from peaks to all points 3 dB below = 7.6 mm
Ratio of SAR at M2 to SAR at M1 = 47.6%
Maximum value of SAR (measured) = 16.8 W/kg



0 dB = 16.8 W/kg = 12.25 dBW/kg

Unless otherwise stated the results shown in this test report refer only to the sample(s) tested and such sample(s) are retained for 90 days only.
除非另有說明，此報告結果僅對測試之樣品負責，同時此樣品僅保留90天。本報告未經本公司書面許可，不可部份複製。
This document is issued by the Company subject to its General Conditions of Service printed overleaf, available on request or accessible at http://www.sgs.com.tw/Terms-and-Conditions and for electronic format documents, subject to Terms and Conditions for Electronic Documents at http://www.sgs.com.tw/Terms-and-Conditions. Attention is drawn to the limitation of liability, indemnification and jurisdiction issues defined therein. Any holder of this document is advised that information contained hereon reflects the Company's findings at the time of its intervention only and within the limits of Client's instructions, if any. The Company's sole responsibility is to its Client and this document does not exonerate parties to a transaction from exercising all their rights and obligations under the transaction documents. This document cannot be reproduced except in full, without prior written approval of the Company. Any unauthorized alteration, forgery or falsification of the content or appearance of this document is unlawful and offenders may be prosecuted to the fullest extent of the law.

Report No. :EN/2021/C0030
Measurement Report for Device, FRONT, Validation band, CW, Channel 6500 (6500.0 MHz)
Device Under Test Properties

Model, Manufacturer	Dimensions [mm]	IMEI	DUT Type
Dipole,	6.0 x 16.0 x 300.0	SN:1006	Dipole

Exposure Conditions

Phantom Section, TSL	Position, Test Distance [mm]	Band	Group, UID	Frequency [MHz], Channel Number	Conversion Factor	TSL Conductivity [S/m]	TSL Permittivity
Flat, HSL	FRONT, 5.00	Validation band	CW, 0--	6500.0, 6500	5.7	5.974	34.093

Hardware Setup

Phantom	TSL, Measured Date	Probe, Calibration Date	DAE, Calibration Date
ELI	HBBL-600-10000	EX3DV4 - SN7466, 2021-01-29	DAE4 Sn1665, 2021-03-01

Scans Setup

	Area Scan	Zoom Scan
Grid Extents [mm]	51.0 x 36.0	22.0 x 22.0 x 22.0
Grid Steps [mm]	8.5 x 6.0	3.4 x 3.4 x 1.4
Sensor Surface [mm]	3.0	1.4
Graded Grid	Yes	Yes
Grading Ratio	1.5	1.4
MAIA	N/A	N/A
Surface Detection	VMS + 6p	VMS + 6p
Scan Method	Measured	Measured

Measurement Results

	Area Scan	Zoom Scan
Date	2022-01-03, 06:00	2022-01-03, 06:10
psSAR1g [W/Kg]	22.8	27.8
psSAR10g [W/Kg]	4.82	5.28
Power Drift [dB]	0.02	-0.03
Power Scaling	Disabled	Disabled
Scaling Factor [dB]		
TSL Correction	No correction	No correction
M2/M1 [%]		54.1
Dist 3dB Peak [mm]		4.9

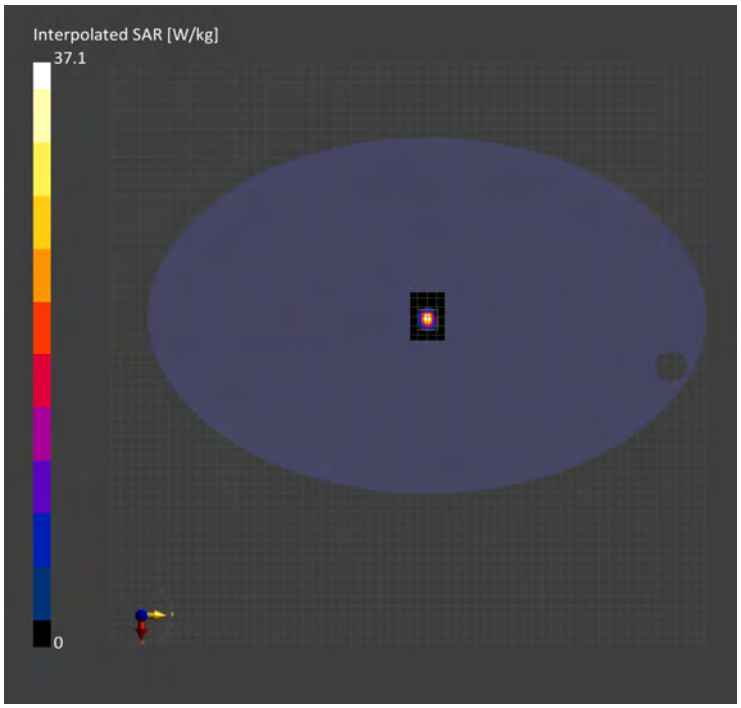

Unless otherwise stated the results shown in this test report refer only to the sample(s) tested and such sample(s) are retained for 90 days only.
除非另有說明，此報告結果僅對測試之樣品負責，同時此樣品僅保留90天。本報告未經本公司書面許可，不可部份複製。
This document is issued by the Company subject to its General Conditions of Service printed overleaf, available on request or accessible at http://www.sgs.com.tw/Terms-and-Conditions and for electronic format documents, subject to Terms and Conditions for Electronic Documents at http://www.sgs.com.tw/Terms-and-Conditions. Attention is drawn to the limitation of liability, indemnification and jurisdiction issues defined therein. Any holder of this document is advised that information contained hereon reflects the Company's findings at the time of its intervention only and within the limits of Client's instructions, if any. The Company's sole responsibility is to its Client and this document does not exonerate parties to a transaction from exercising all their rights and obligations under the transaction documents. This document cannot be reproduced except in full, without prior written approval of the Company. Any unauthorized alteration, forgery or falsification of the content or appearance of this document is unlawful and offenders may be prosecuted to the fullest extent of the law.

Report No. :EN/2021/C0030
Measurement Report for Device, FRONT, Validation band, CW, Channel 7000 (7000.0 MHz)
Device Under Test Properties

Model, Manufacturer	Dimensions [mm]	IMEI	DUT Type
Dipole,	6.0 x 14.0 x 297.0	SN:1006	Dipole,

Exposure Conditions

Phantom Section, TSL	Position, Test Distance [mm]	Band	Group, UID	Frequency [MHz], Channel Number	Conversion Factor	TSL Conductivity [S/m]	TSL Permittivity
Flat, HSL	FRONT, 5.00	Validation band	CW, 0--	7000.0, 7000	5.85	6.547	33.502

Hardware Setup

Phantom	TSL, Measured Date	Probe, Calibration Date	DAE, Calibration Date
ELI	HBBL-600-10000	EX3DV4 - SN7466, 2021-01-29	DAE4 Sn1665, 2021-03-01

Scans Setup

	Area Scan	Zoom Scan
Grid Extents [mm]	60.0 x 36.0	22.0 x 22.0 x 22.0
Grid Steps [mm]	7.5 x 6.0	3.0 x 3.0 x 1.4
Sensor Surface [mm]	3.0	1.4
Graded Grid	Yes	Yes
Grading Ratio	1.5	1.4
MAIA	N/A	N/A
Surface Detection	VMS + 6p	VMS + 6p
Scan Method	Measured	Measured

Measurement Results

	Area Scan	Zoom Scan
Date	2022-01-03, 06:29	2022-01-03, 06:39
psSAR1g [W/Kg]	26.5	28.0
psSAR10g [W/Kg]	4.81	4.75
Power Drift [dB]	-0.11	0.03
Power Scaling	Disabled	Disabled
Scaling Factor [dB]		
TSL Correction	No correction	No correction
M2/M1 [%]		49.5
Dist 3dB Peak [mm]		4.8



Unless otherwise stated the results shown in this test report refer only to the sample(s) tested and such sample(s) are retained for 90 days only.
除非另有說明，此報告結果僅對測試之樣品負責，同時此樣品僅保留90天。本報告未經本公司書面許可，不可部份複製。
This document is issued by the Company subject to its General Conditions of Service printed overleaf, available on request or accessible at http://www.sgs.com.tw/Terms-and-Conditions and for electronic format documents, subject to Terms and Conditions for Electronic Documents at http://www.sgs.com.tw/Terms-and-Conditions. Attention is drawn to the limitation of liability, indemnification and jurisdiction issues defined therein. Any holder of this document is advised that information contained hereon reflects the Company's findings at the time of its intervention only and within the limits of Client's instructions, if any. The Company's sole responsibility is to its Client and this document does not exonerate parties to a transaction from exercising all their rights and obligations under the transaction documents. This document cannot be reproduced except in full, without prior written approval of the Company. Any unauthorized alteration, forgery or falsification of the content or appearance of this document is unlawful and offenders may be prosecuted to the fullest extent of the law.

Report No. :EN/2021/C0030
Measurement Report for 10G Source,, FRONT, Validation band, CW, Channel 10000 (10000.0 MHz)
Device Under Test Properties

Model, Manufacturer	Dimensions [mm]	IMEI	DUT Type
5G Verification Source 10 GHz.	100.0 x 100.0 x 172.0	SN:1021	Dipole

Exposure Conditions

Phantom Section	Position, Test Distance [mm]	Band	Group, UID	Frequency [MHz], Channel Number	Conversion Factor
5G	FRONT, 10.00	Validation band	CW, 0--	10000.0, 10000	1.0

Hardware Setup

Phantom	Medium	Probe, Calibration Date	DAE, Calibration Date
mmWave	Air -	EUmmWV4 - SN9579_F1-55GHz, 2021-10-06	DAE4 Sn1665, 2021-03-01

Scans Setup

Scan Type	5G Scan
Grid Extents [mm]	120.0 x 120.0
Grid Steps [lambda]	0.25 x 0.25
Sensor Surface [mm]	10.0
MAIA	N/A

Measurement Results

Scan Type	5G Scan
Date	2022-01-05, 05:05
Avg. Area [cm^2]	4.00
psPDn+ [W/m^2]	41.0
psPDtot+ [W/m^2]	41.2
psPDmod+ [W/m^2]	41.3
E_{max} [V/m]	131
Power Drift [dB]	0.02

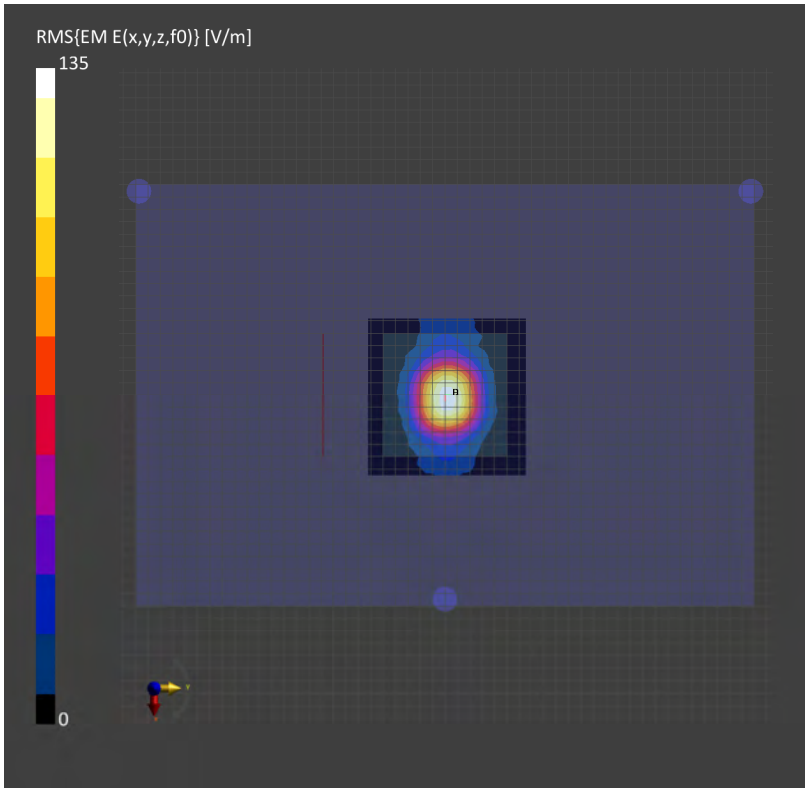

Unless otherwise stated the results shown in this test report refer only to the sample(s) tested and such sample(s) are retained for 90 days only.
除非另有說明，此報告結果僅對測試之樣品負責，同時此樣品僅保留90天。本報告未經本公司書面許可，不可部份複製。
This document is issued by the Company subject to its General Conditions of Service printed overleaf, available on request or accessible at http://www.sgs.com.tw/Terms-and-Conditions and for electronic format documents, subject to Terms and Conditions for Electronic Documents at http://www.sgs.com.tw/Terms-and-Conditions. Attention is drawn to the limitation of liability, indemnification and jurisdiction issues defined therein. Any holder of this document is advised that information contained hereon reflects the Company's findings at the time of its intervention only and within the limits of Client's instructions, if any. The Company's sole responsibility is to its Client and this document does not exonerate parties to a transaction from exercising all their rights and obligations under the transaction documents. This document cannot be reproduced except in full, without prior written approval of the Company. Any unauthorized alteration, forgery or falsification of the content or appearance of this document is unlawful and offenders may be prosecuted to the fullest extent of the law.

7.Uncertainty Budget

Measurement Uncertainty evaluation template for DUT SAR test (3-6G)

A	c	D	e		f	g	h=c * f / e	i=c * g / e	k
Source of Uncertainty	Tolerance/ Uncertaint	Probability	Div	Div Value	ci (1g)	ci (10g)	Standard uncertainty	Standard uncertainty	vi, or Veff
Measurement system									
Probe calibration	6.55%	N	1	1	1	1	6.55%	6.55%	∞
Isotropy , Axial	3.50%	R	√3	1.732	1	1	2.02%	2.02%	∞
Isotropy, Hemispherical	9.60%	R	√3	1.732	1	1	5.54%	5.54%	∞
Modulation Response	2.40%	R	√3	1.732	1	1	1.40%	1.40%	∞
Boundary Effect	1.00%	R	√3	1.732	1	1	0.58%	0.58%	∞
Linearity	4.70%	R	√3	1.732	1	1	2.71%	2.71%	∞
Detection Limits	1.00%	R	√3	1.732	1	1	0.58%	0.58%	∞
Readout Electronics	0.30%	N	1	1	1	1	0.30%	0.30%	∞
Response time	0.80%	R	√3	1.732	1	1	0.46%	0.46%	∞
Integration Time	2.60%	R	√3	1.732	1	1	1.50%	1.50%	∞
Measurement drift (class A evaluation)	1.75%	R	√3	1.732	1	1	1.01%	1.01%	∞
RF ambient condition - noise	3.00%	R	√3	1.732	1	1	1.73%	1.73%	∞
RF ambient conditions - reflections	3.00%	R	√3	1.732	1	1	1.73%	1.73%	∞
Probe positioner Mechanical restrictions	0.40%	R	√3	1.732	1	1	0.23%	0.23%	∞
Probe Positioning with respect to phantom	2.90%	R	√3	1.732	1	1	1.67%	1.67%	∞
Post-processing	1.00%	R	√3	1.732	1	1	0.58%	0.58%	∞
Max SAR Eval	1.00%	R	√3	1.732	1	1	0.58%	0.58%	∞
Test Sample related									
Test sample positioning	2.90%	N	1	1	1	1	2.90%	2.90%	M-1
Device Holder Uncertainty	3.60%	N	1	1	1	1	3.60%	3.60%	M-1
Drift of output power	5.00%	R	√3	1.732	1	1	2.89%	2.89%	∞
Phantom and Setup									
Phantom Uncertainty	4.00%	R	√3	1.732	1	1	2.31%	2.31%	∞
Liquid permittivity (mea.)	3.42%	N	1	1	0.64	0.43	2.19%	1.47%	M
Liquid Conductivity (mea.)	2.02%	N	1	1	0.6	0.49	1.21%	0.99%	M
Combined standard uncertainty		RSS					11.98%	11.84%	
Expant uncertainty (95% confidence							23.96%	23.68%	

Unless otherwise stated the results shown in this test report refer only to the sample(s) tested and such sample(s) are retained for 90 days only.
除非另有說明，此報告結果僅對測試之樣品負責，同時此樣品僅保留90天。本報告未經本公司書面許可，不可部份複製。
This document is issued by the Company subject to its General Conditions of Service printed overleaf, available on request or accessible at http://www.sgs.com.tw/Terms-and-Conditions and for electronic format documents, subject to Terms and Conditions for Electronic Documents at http://www.sgs.com.tw/Terms-and-Conditions. Attention is drawn to the limitation of liability, indemnification and jurisdiction issues defined therein. Any holder of this document is advised that information contained hereon reflects the Company's findings at the time of its intervention only and within the limits of Client's instructions, if any. The Company's sole responsibility is to its Client and this document does not exonerate parties to a transaction from exercising all their rights and obligations under the transaction documents. This document cannot be reproduced except in full, without prior written approval of the Company. Any unauthorized alteration, forgery or falsification of the content or appearance of this document is unlawful and offenders may be prosecuted to the fullest extent of the law.

Measurement Uncertainty evaluation template for DUT SAR test (0.3-3G)

A	c	D	e		f	g	h=c * f / e	i=c * g / e	k
Source of Uncertainty	Tolerance/ Uncertaint	Probabili ty	Div	Div Value	ci (1g)	ci (10g)	Standard uncertainty	Standard uncertainty	vi, or Veff
Measurement system									
Probe calibration	6.00%	N	1	1	1	1	6.00%	6.00%	∞
Isotropy , Axial	3.50%	R	√3	1.732	1	1	2.02%	2.02%	∞
Isotropy, Hemispherical	9.60%	R	√3	1.732	1	1	5.54%	5.54%	∞
Modulation Response	2.40%	R	√3	1.732	1	1	1.40%	1.40%	∞
Boundary Effect	1.00%	R	√3	1.732	1	1	0.58%	0.58%	∞
Linearity	4.70%	R	√3	1.732	1	1	2.71%	2.71%	∞
Detection Limits	1.00%	R	√3	1.732	1	1	0.58%	0.58%	∞
Readout Electronics	0.30%	N	1	1	1	1	0.30%	0.30%	∞
Response time	0.80%	R	√3	1.732	1	1	0.46%	0.46%	∞
Integration Time	2.60%	R	√3	1.732	1	1	1.50%	1.50%	∞
Measurement drift (class A evaluation)	1.75%	R	√3	1.732	1	1	1.01%	1.01%	∞
RF ambient condition - noise	3.00%	R	√3	1.732	1	1	1.73%	1.73%	∞
RF ambient conditions - reflections	3.00%	R	√3	1.732	1	1	1.73%	1.73%	∞
Probe positioner Mechanical restrictions	0.40%	R	√3	1.732	1	1	0.23%	0.23%	∞
Probe Positioning with respect to phantom	2.90%	R	√3	1.732	1	1	1.67%	1.67%	∞
Post-processing	1.00%	R	√3	1.732	1	1	0.58%	0.58%	∞
Max SAR Eval	1.00%	R	√3	1.732	1	1	0.58%	0.58%	∞
Test Sample related									
Test sample positioning	2.90%	N	1	1	1	1	2.90%	2.90%	M-1
Device Holder Uncertainty	3.60%	N	1	1	1	1	3.60%	3.60%	M-1
Drift of output power	5.00%	R	√3	1.732	1	1	2.89%	2.89%	∞
Phantom and Setup									
Phantom Uncertainty	4.00%	R	√3	1.732	1	1	2.31%	2.31%	∞
Liquid permittivity (mea.)	1.71%	N	1	1	0.64	0.43	1.09%	0.74%	M
Liquid Conductivity (mea.)	0.77%	N	1	1	0.6	0.49	0.46%	0.38%	M
Combined standard uncertainty		RSS					11.48%	11.44%	
Expant uncertainty (95% confidence							22.96%	22.88%	

Unless otherwise stated the results shown in this test report refer only to the sample(s) tested and such sample(s) are retained for 90 days only.
除非另有說明，此報告結果僅對測試之樣品負責，同時此樣品僅保留90天。本報告未經本公司書面許可，不可部份複製。
This document is issued by the Company subject to its General Conditions of Service printed overleaf, available on request or accessible at http://www.sgs.com.tw/Terms-and-Conditions and for electronic format documents, subject to Terms and Conditions for Electronic Documents at http://www.sgs.com.tw/Terms-and-Conditions. Attention is drawn to the limitation of liability, indemnification and jurisdiction issues defined therein. Any holder of this document is advised that information contained hereon reflects the Company's findings at the time of its intervention only and within the limits of Client's instructions, if any. The Company's sole responsibility is to its Client and this document does not exonerate parties to a transaction from exercising all their rights and obligations under the transaction documents. This document cannot be reproduced except in full, without prior written approval of the Company. Any unauthorized alteration, forgery or falsification of the content or appearance of this document is unlawful and offenders may be prosecuted to the fullest extent of the law.

DASY6 Uncertainty Budget
According to IEC/IEEE 62209-1528
(Frequency band: 6GHz - 10GHz range)

a	b	c	d		e	e	f=b * e / d	f=b * e / d
Source of Uncertainty	Uncertainty Value (±%)	Probability Distributioin	Div.	Div. Value	(ci) 1g	(ci) 10g	Std. uncertainty (1g) (±%)	Std. uncertainty (10g) (±%)
Measurement system errors								
Probe calibration	18.6	N	2	2	1	1	9.3	9.3
Probe Calibration Drift	1.7	R	√3	1.732	1	1	1.0	1.0
Probe Linearity	4.7	R	√3	1.732	1	1	2.7	2.7
Broadband Signal	2.8	R	√3	1.732	1	1	1.6	1.6
Probe Isotropy	7.6	R	√3	1.732	1	1	4.4	4.4
Data Acquisition	0.3	N	1	1	1	1	0.3	0.3
RF Ambient	1.8	N	1	1	1	1	1.8	1.8
Probe positioning	0.2	N	1	1	0.67	0.67	0.1	0.1
Data Processing	3.5	N	1	1	1	1	3.5	3.5
Phantom and device errors								
Conductivity (meas.)DAK	2.5	N	1	1	0.78	0.71	2.0	1.8
Conductivity (temp.)BB	2.4	R	√3	1.732	0.78	0.71	1.1	1.0
Phantom Permittivity	14.0	R	√3	1.732	0.5	0.5	4.0	4.0
Distance DUT - TSL	2.0	N	1	1	2	2	4.0	4.0
Device Positioning (±0.5mm)	1.0	N	1	1	1	1	1.0	1.0
Device Holder	3.6	N	1	1	1	1	3.6	3.6
DUT Modulationm	2.4	R	√3	1.732	1	1	1.4	1.4
Time-average SAR	0.0	R	√3	1.732	1	1	0.0	0.0
DUT drift	2.5	N	1	1	1	1	2.5	2.5
Val Antenna Unc.	0.0	N	1	1	1	1	0.0	0.0
Unc. Input Power	0.0	N	1	1	1	1	0.0	0.0
Correction to the SAR results								
Deviation to Target	1.90	N	1	1	1	0.84	1.9	1.6
SAR scaling		R	√3	1.732	1	1	0.0	0.0
Combined Std. uncertainty							14.0	13.9
Expanded Std. uncertainty (95% confidence interval), K=2							28.0	27.8

Unless otherwise stated the results shown in this test report refer only to the sample(s) tested and such sample(s) are retained for 90 days only.
除非另有說明，此報告結果僅對測試之樣品負責，同時此樣品僅保留90天。本報告未經本公司書面許可，不可部份複製。
This document is issued by the Company subject to its General Conditions of Service printed overleaf, available on request or accessible at http://www.sgs.com.tw/Terms-and-Conditions and for electronic format documents, subject to Terms and Conditions for Electronic Documents at http://www.sgs.com.tw/Terms-and-Conditions. Attention is drawn to the limitation of liability, indemnification and jurisdiction issues defined therein. Any holder of this document is advised that information contained hereon reflects the Company's findings at the time of its intervention only and within the limits of Client's instructions, if any. The Company's sole responsibility is to its Client and this document does not exonerate parties to a transaction from exercising all their rights and obligations under the transaction documents. This document cannot be reproduced except in full, without prior written approval of the Company. Any unauthorized alteration, forgery or falsification of the content or appearance of this document is unlawful and offenders may be prosecuted to the fullest extent of the law.

cDASY6 Module mmWave Uncertainty Budget for PD Evaluation Distances to the Antennas ≧ λ / 5 In Compliance with IEC/IEEE 63195

a	b	c	d		e	f=b * e / d	g
Source of Uncertainty	Uncertainty Value (+-dB)	Probability Distributioin	Div.	Div. Value	ci	Std. uncertainty (+-dB)	(vi) Veff
Uncertainty terms dependent on the measurement system							
Probe calibration	0.49	N	1	1	1	0.49	∞
Probe correction	0.00	R	√3	1.732	1	0.00	∞
Frequency response (BW≦1GHz)	0.20	R	√3	1.732	1	0.12	∞
Sensor cross coupling	0.00	R	√3	1.732	1	0.00	∞
Isotropy	0.50	R	√3	1.732	1	0.29	∞
Linearity	0.20	R	√3	1.732	1	0.12	∞
Probe scattering	0.00	R	√3	1.732	1	0.00	∞
Probe positioning offset	0.30	R	√3	1.732	1	0.17	∞
Probe positioning repeatability	0.04	R	√3	1.732	1	0.02	∞
Sensor mechanical offset	0.00	R	√3	1.732	1	0.00	∞
Probe spatial resolution	0.00	R	√3	1.732	1	0.00	∞
Field impedance dependance	0.00	R	√3	1.732	1	0.00	∞
Amplitude and phase drift	0.00	R	√3	1.732	1	0.00	∞
Amplitude and phase noise	0.04	R	√3	1.732	1	0.02	∞
Measurement area truncation	0.00	R	√3	1.732	1	0.00	∞
Data acquisition	0.03	N	1	1	1	0.03	∞
Sampling	0.00	R	√3	1	1	0.00	∞
Field reconstruction	2.00	R	√3	1.732	1	1.15	∞
Forward transformation	0.00	R	√3	1.732	1	0.00	∞
Power density scaling	-	R	√3	1.732	1	-	∞
Spatial averaging	0.10	R	√3	1.732	1	0.06	∞
System detection limit	0.04	R	√3	1.732	1	0.02	∞
Uncertainty terms dependent on the DUT and environmental factors							
Probe coupling with DUT	0.00	R	√3	1.732	1	0.00	∞
Modulation response	0.40	R	√3	1.732	1	0.23	∞
Integration time	0.00	R	√3	1.732	1	0.00	∞
Response time	0.00	R	√3	1.732	1	0.00	∞
Device holder influence	0.10	R	√3	1.732	1	0.06	∞
DUT alignment	0.00	R	√3	1.732	1	0.00	∞
RF ambient conditions	0.04	R	√3	1.732	1	0.02	∞
Ambient reflections	0.04	R	√3	1.732	1	0.02	∞
Immunity / secondary reception	0.00	R	√3	1.732	1	0.00	∞
Drift of the DUT	-	R	√3	1.732	1	-	∞
Combined Std. uncertainty						1.33	
Expanded Std. uncertainty (95% confidence interval), K=2						2.67	

Unless otherwise stated the results shown in this test report refer only to the sample(s) tested and such sample(s) are retained for 90 days only.
除非另有說明，此報告結果僅對測試之樣品負責，同時此樣品僅保留90天。本報告未經本公司書面許可，不可部份複製。
This document is issued by the Company subject to its General Conditions of Service printed overleaf, available on request or accessible at http://www.sgs.com.tw/Terms-and-Conditions and for electronic format documents, subject to Terms and Conditions for Electronic Documents at http://www.sgs.com.tw/Terms-and-Conditions. Attention is drawn to the limitation of liability, indemnification and jurisdiction issues defined therein. Any holder of this document is advised that information contained hereon reflects the Company's findings at the time of its intervention only and within the limits of Client's instructions, if any. The Company's sole responsibility is to its Client and this document does not exonerate parties to a transaction from exercising all their rights and obligations under the transaction documents. This document cannot be reproduced except in full, without prior written approval of the Company. Any unauthorized alteration, forgery or falsification of the content or appearance of this document is unlawful and offenders may be prosecuted to the fullest extent of the law.

Appendixes

Refer to separated files for the following appendixes.

EN2021C0030 SAR_Appendix A Photographs

EN2021C0030 SAR_Appendix B DAE & Probe Cal. Certificate

EN2021C0030 SAR_Appendix C Phantom Description & Dipole Cal. Certificate

- End of report -

Unless otherwise stated the results shown in this test report refer only to the sample(s) tested and such sample(s) are retained for 90 days only.
除非另有說明，此報告結果僅對測試之樣品負責，同時此樣品僅保留90天。本報告未經本公司書面許可，不可部份複製。
This document is issued by the Company subject to its General Conditions of Service printed overleaf, available on request or accessible at http://www.sgs.com.tw/Terms-and-Conditions and for electronic format documents, subject to Terms and Conditions for Electronic Documents at http://www.sgs.com.tw/Terms-and-Conditions. Attention is drawn to the limitation of liability, indemnification and jurisdiction issues defined therein. Any holder of this document is advised that information contained hereon reflects the Company's findings at the time of its intervention only and within the limits of Client's instructions, if any. The Company's sole responsibility is to its Client and this document does not exonerate parties to a transaction from exercising all their rights and obligations under the transaction documents. This document cannot be reproduced except in full, without prior written approval of the Company. Any unauthorized alteration, forgery or falsification of the content or appearance of this document is unlawful and offenders may be prosecuted to the fullest extent of the law.