FR1 n78 / 80MHz / CP-OFDM

QPSK

Middle Channel

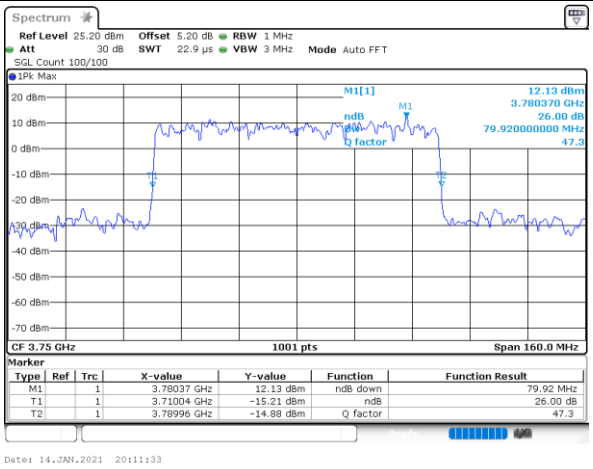

16QAM

Middle Channel

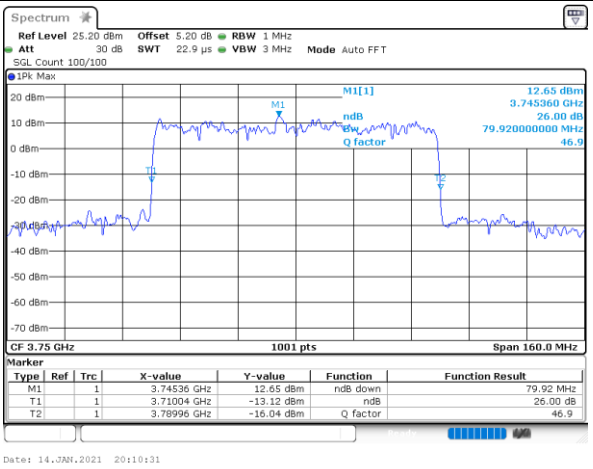

64QAM

Middle Channel

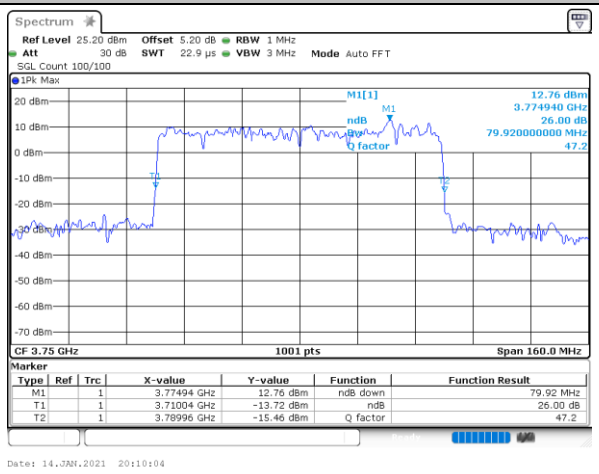

256QAM

Middle Channel

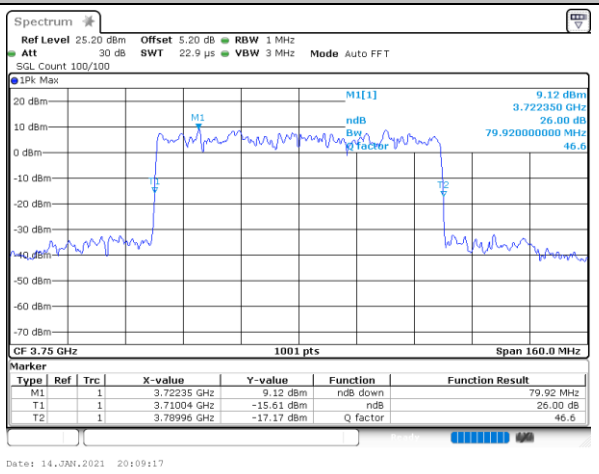

FR1 n78 / 100MHz / CP-OFDM	
QPSK	**16QAM**
Middle Channel	**Middle Channel**
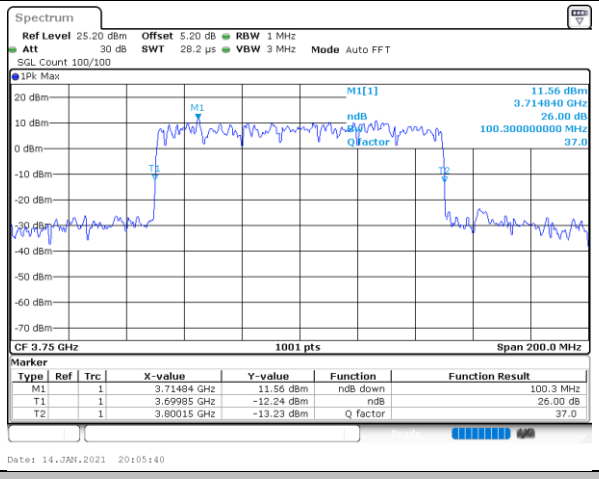	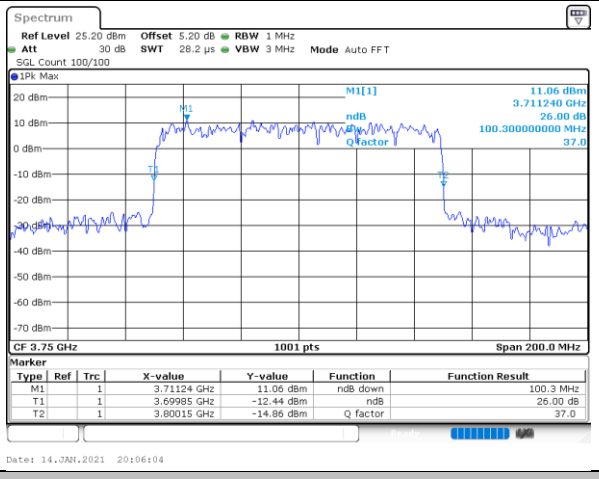
64QAM	**256QAM**
Middle Channel	**Middle Channel**
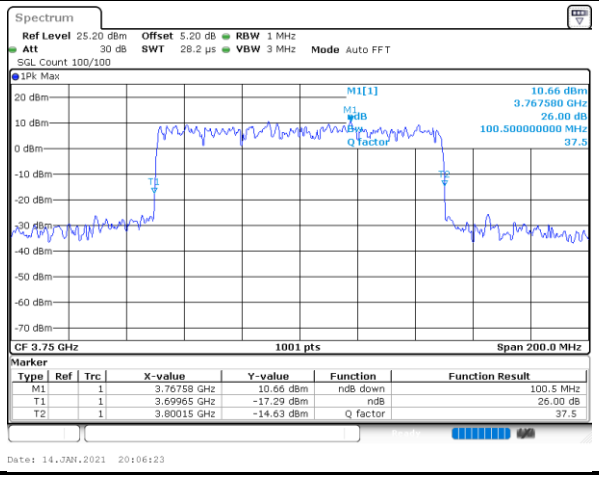	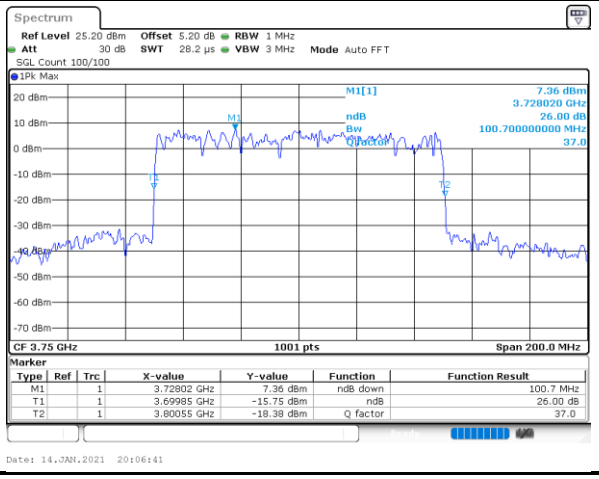

Occupied Bandwidth

Mode	FR1 n78 : OBW(MHz) / CP-OFDM							
BW	10MHz	10MHz	10MHz	10MHz				
Mod.	QPSK	16QAM	64QAM	256QAM				
Middle CH	8.61	8.59	8.51	8.51				

Mode	FR1 n78 : OBW(MHz) / CP-OFDM							
BW	15MHz	15MHz	15MHz	15MHz				
Mod.	QPSK	16QAM	64QAM	256QAM				
Middle CH	13.61	13.55	13.49	13.49				

Mode	FR1 n78 : OBW(MHz) / CP-OFDM							
BW	20MHz	20MHz	20MHz	20MHz				
Mod.	QPSK	16QAM	64QAM	256QAM				
Middle CH	18.26	18.14	18.26	18.18				

Mode	FR1 n78 : OBW(MHz) / CP-OFDM							
BW	40MHz	40MHz	40MHz	40MHz				
Mod.	QPSK	16QAM	64QAM	256QAM				
Middle CH	38.04	37.88	37.88	38.12				

Mode	FR1 n78 : OBW(MHz) / CP-OFDM							
BW	50MHz	50MHz	50MHz	50MHz				
Mod.	QPSK	16QAM	64QAM	256QAM				
Middle CH	47.55	47.55	47.35	47.65				

Mode	FR1 n78 : OBW(MHz) / CP-OFDM							
BW	60MHz	60MHz	60MHz	60MHz				
Mod.	QPSK	16QAM	64QAM	256QAM				
Middle CH	57.78	58.02	57.42	57.90				

Mode	FR1 n78 : OBW(MHz) / CP-OFDM							
BW	80MHz	80MHz	80MHz	80MHz				
Mod.	QPSK	16QAM	64QAM	256QAM				
Middle CH	77.20	77.36	77.20	77.52				

Mode	FR1 n78 : OBW(MHz) / CP-OFDM							
BW	100MHz	100MHz	100MHz	100MHz				
Mod.	QPSK	16QAM	64QAM	256QAM				
Middle CH	97.10	97.10	97.50	97.50				

FR1 n78 / 10MHz / CP-OFDM

QPSK

Middle Channel

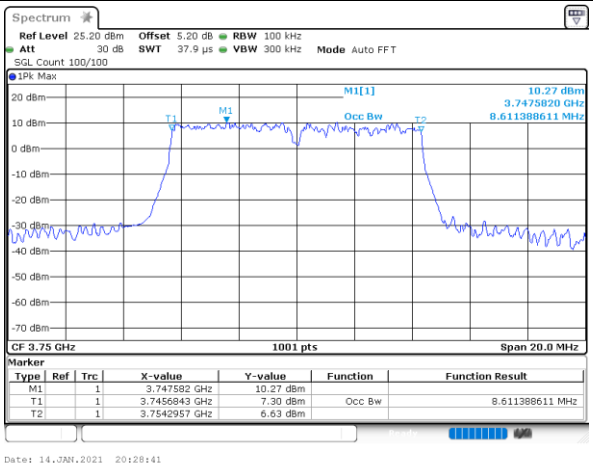

16QAM

Middle Channel

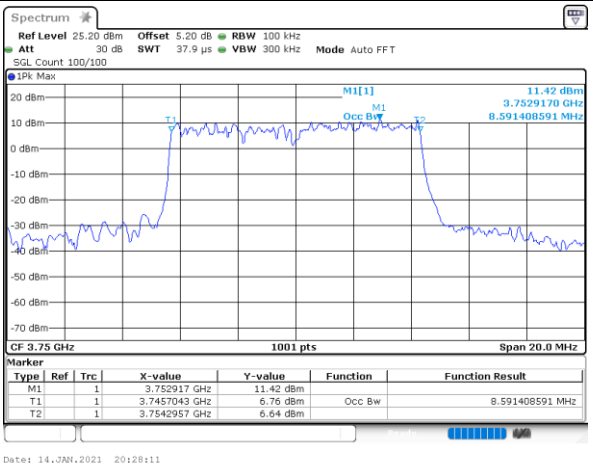

64QAM

Middle Channel

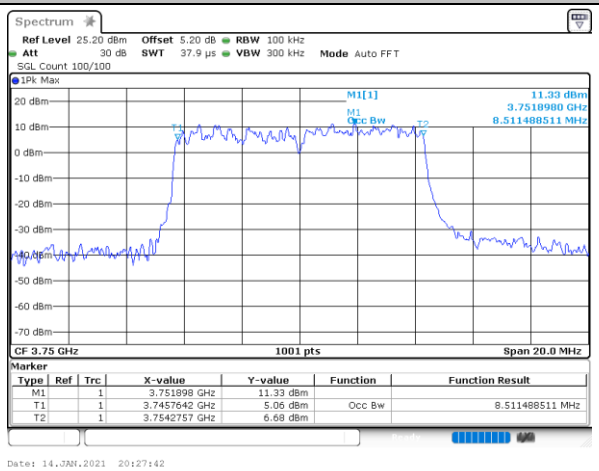

256QAM

Middle Channel

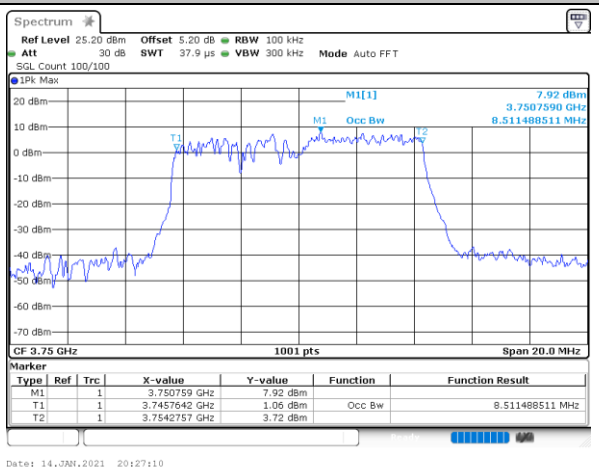

FR1 n78 / 15MHz / CP-OFDM

QPSK

Middle Channel

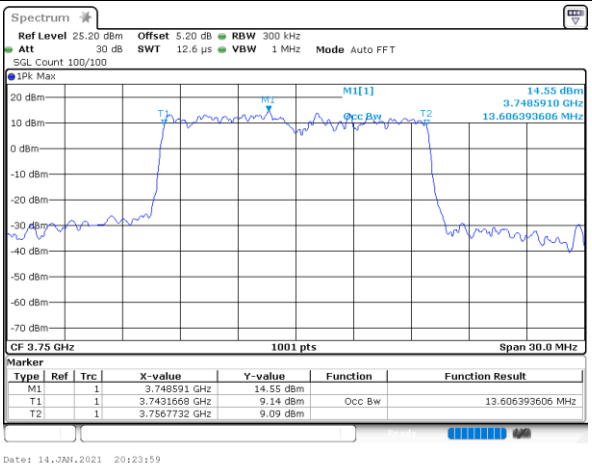

16QAM

Middle Channel

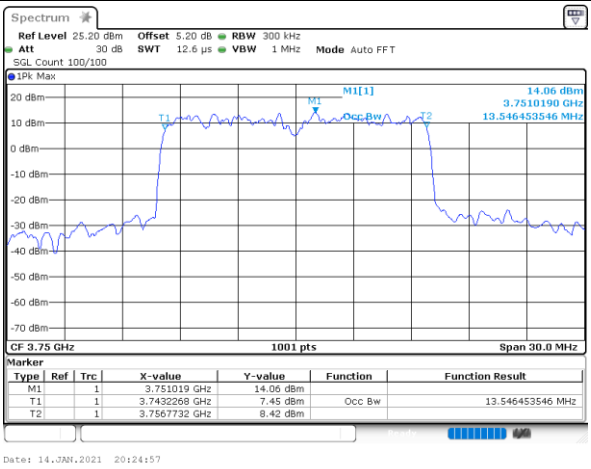

64QAM

Middle Channel

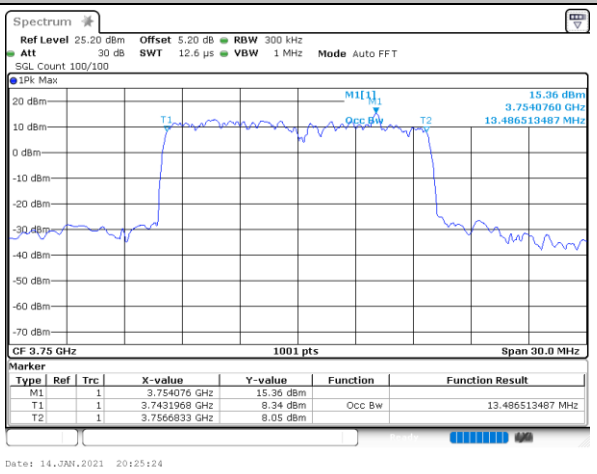

256QAM

Middle Channel

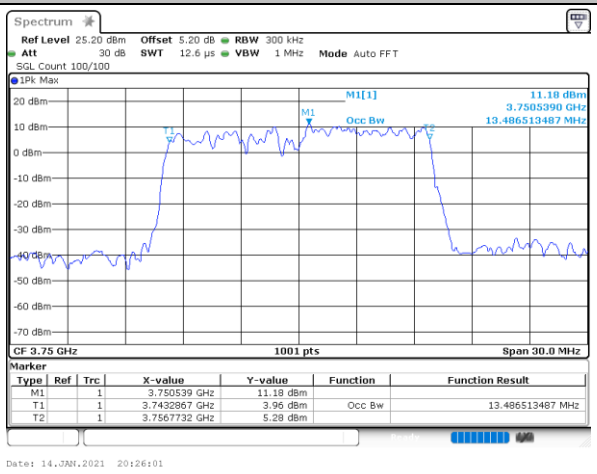

FR1 n78 / 20MHz / CP-OFDM

QPSK

Middle Channel

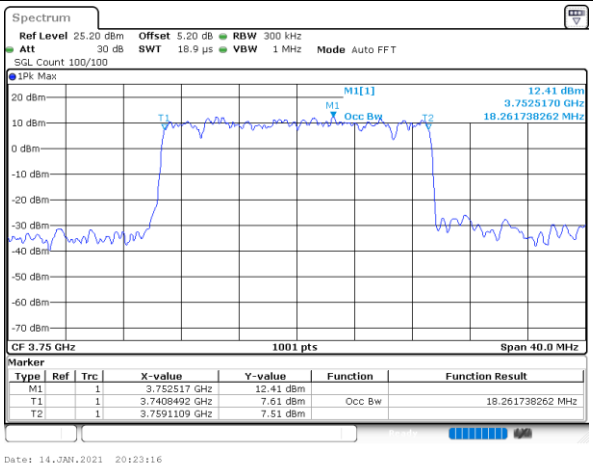

16QAM

Middle Channel

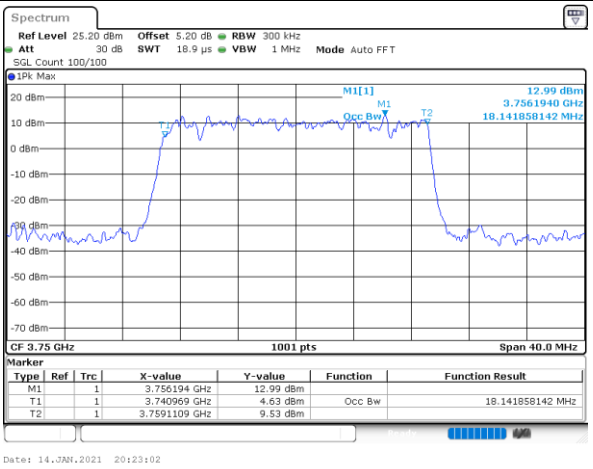

64QAM

Middle Channel

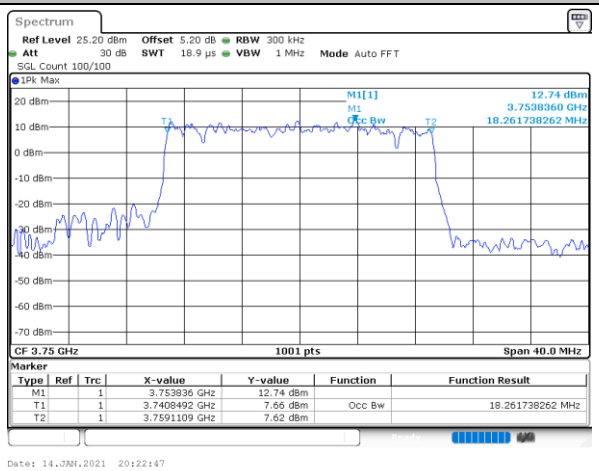

256QAM

Middle Channel

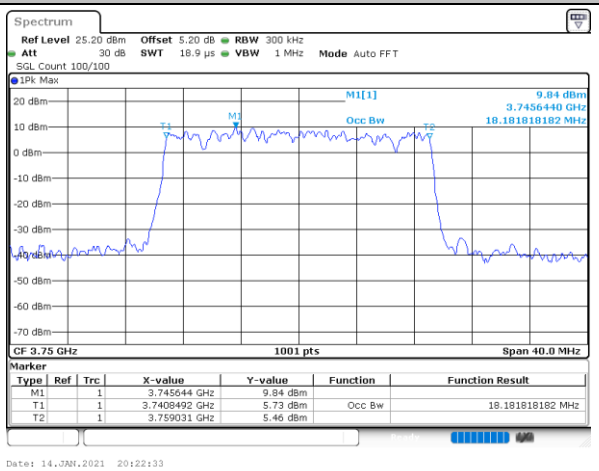

FR1 n78 / 40MHz / CP-OFDM	
QPSK	**16QAM**
Middle Channel	**Middle Channel**
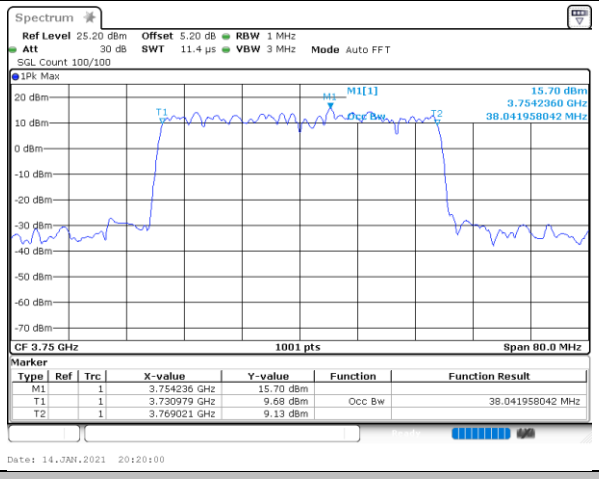	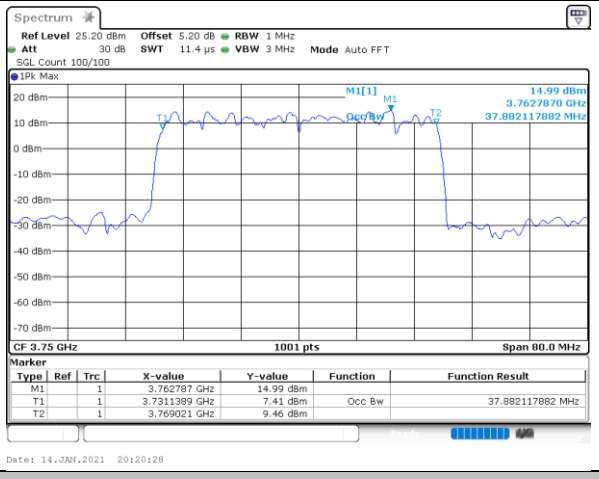
64QAM	**256QAM**
Middle Channel	**Middle Channel**
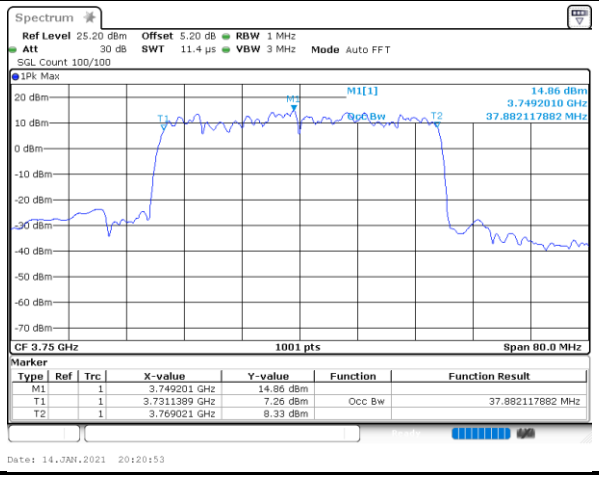	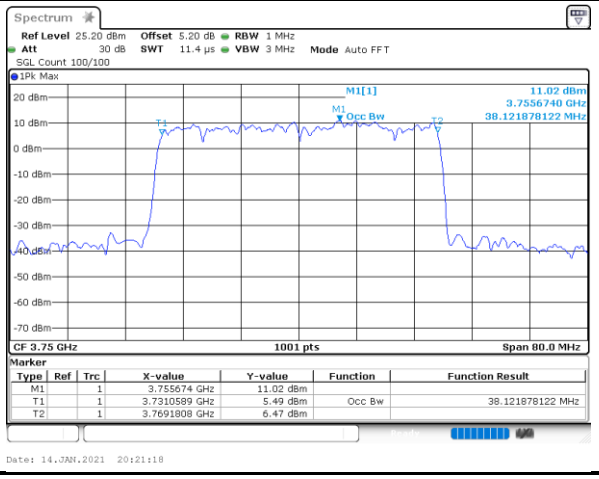

FR1 n78 / 50MHz / CP-OFDM	
QPSK	**16QAM**
Middle Channel	**Middle Channel**
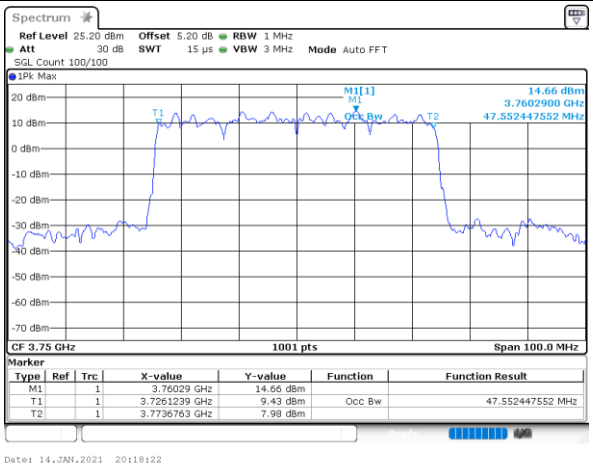	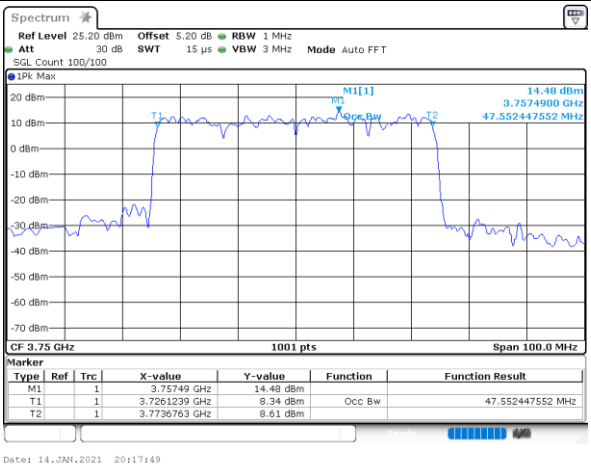
64QAM	**256QAM**
Middle Channel	**Middle Channel**
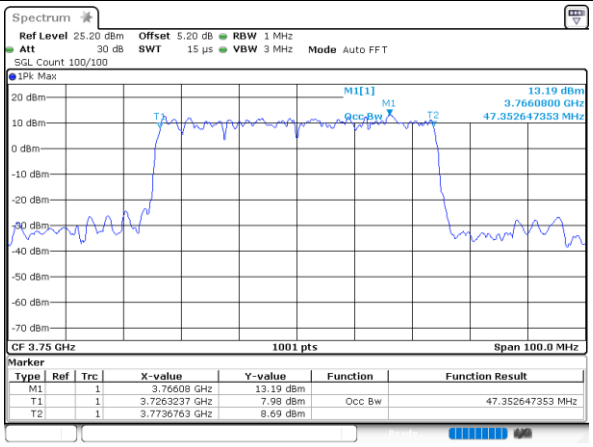	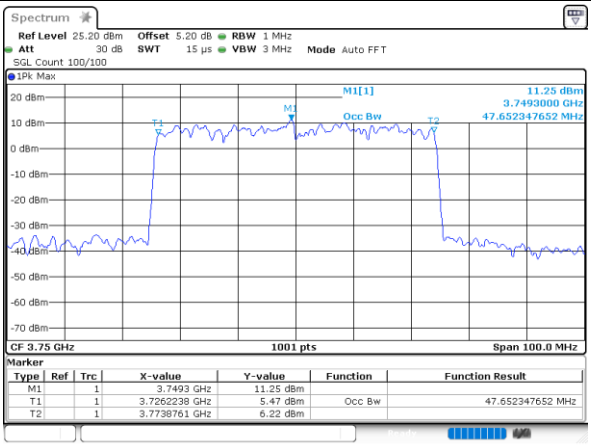

FR1 n78 / 60MHz / CP-OFDM

QPSK

Middle Channel

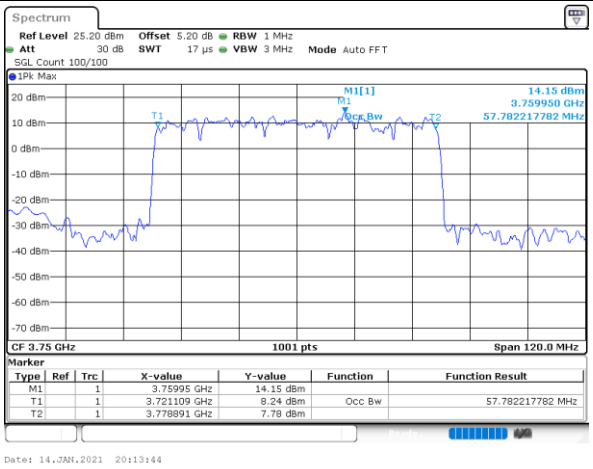

16QAM

Middle Channel

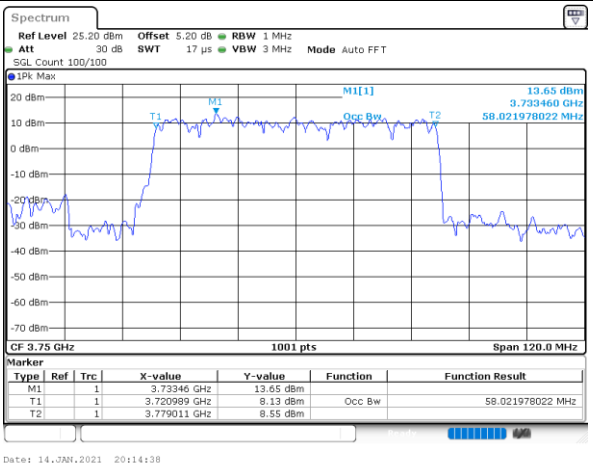

64QAM

Middle Channel

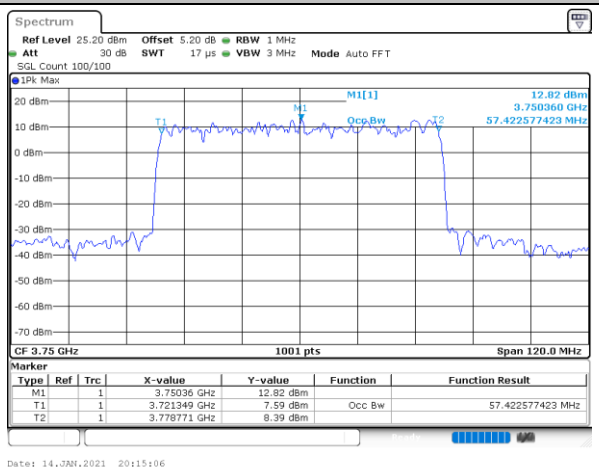

256QAM

Middle Channel

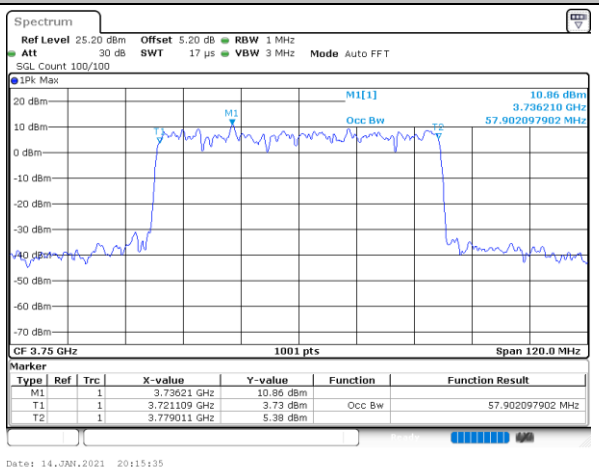

FR1 n78 / 80MHz / CP-OFDM

QPSK

Middle Channel

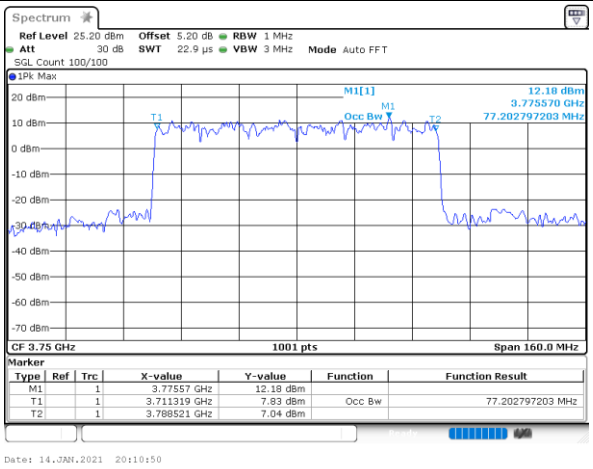

16QAM

Middle Channel

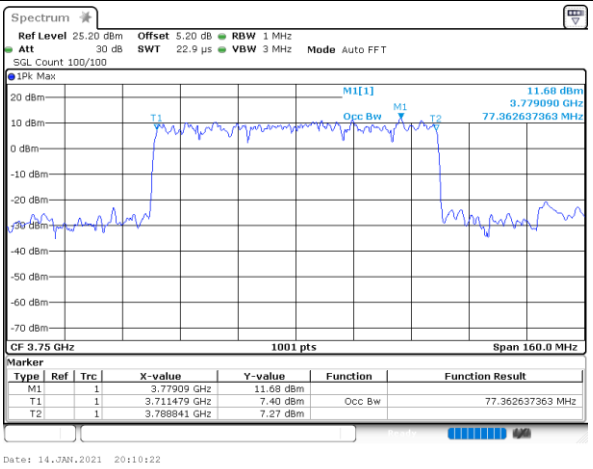

64QAM

Middle Channel

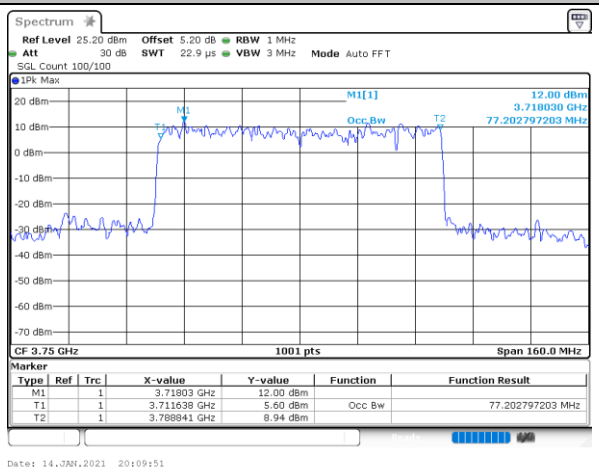

256QAM

Middle Channel

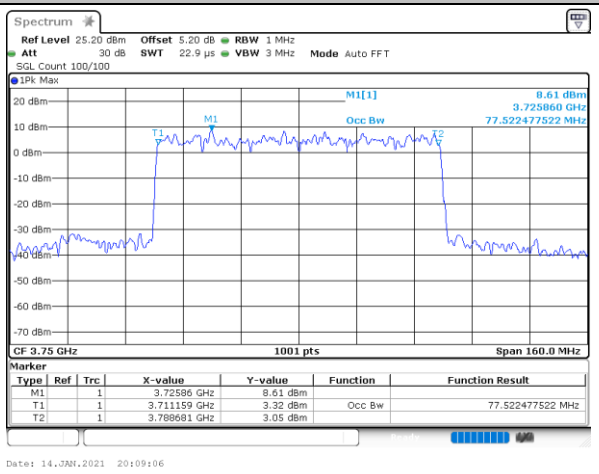

FR1 n78 / 100MHz / CP-OFDM	
QPSK	**16QAM**
Middle Channel	**Middle Channel**
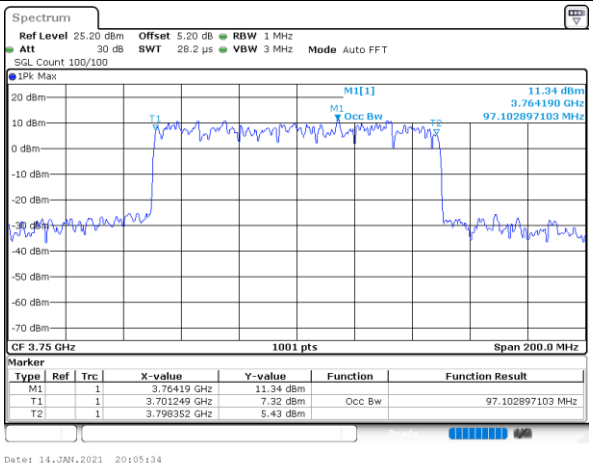	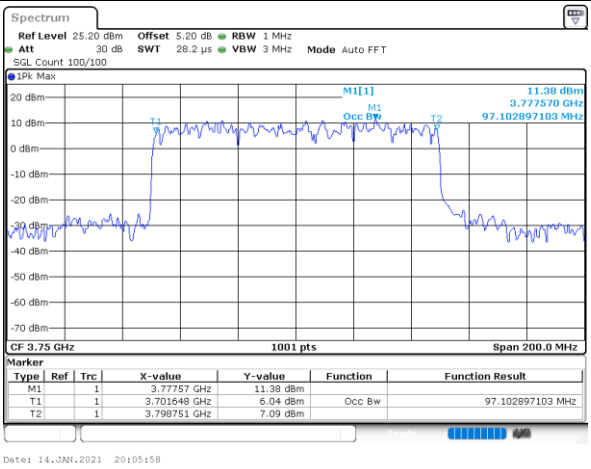
64QAM	**256QAM**
Middle Channel	**Middle Channel**
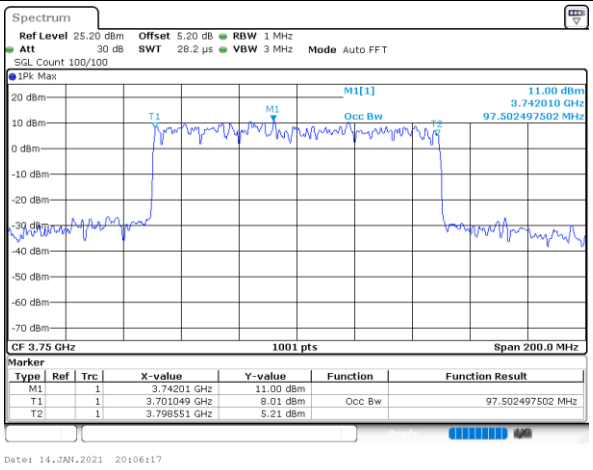	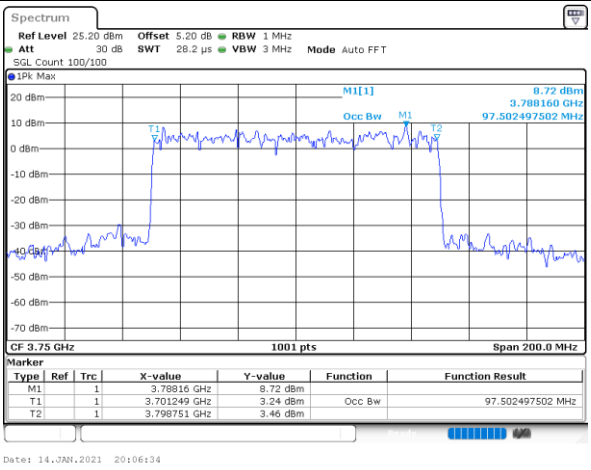

Conducted Band Edge

FR1 n78 / 10MHz / DFT-S OFDM BPSK	
Lowest Band Edge / 1 RB	**Channel Power < -13dBm Pass**
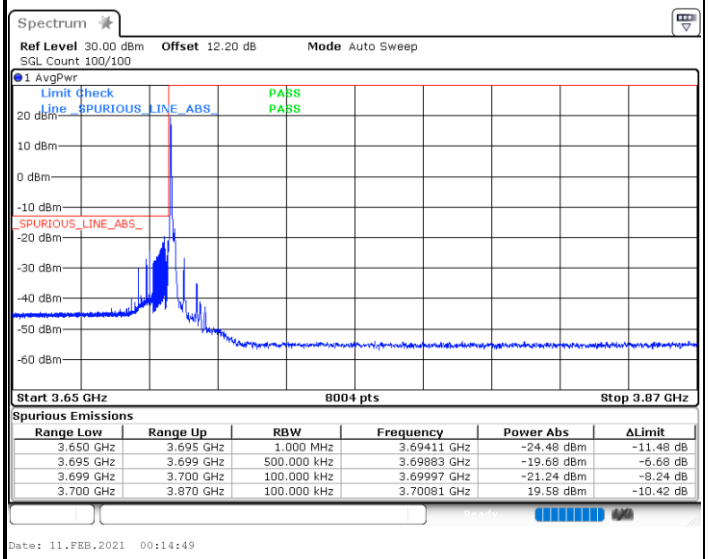	/
Lowest Band Edge / Full RB	**Channel Power < -13dBm Pass**
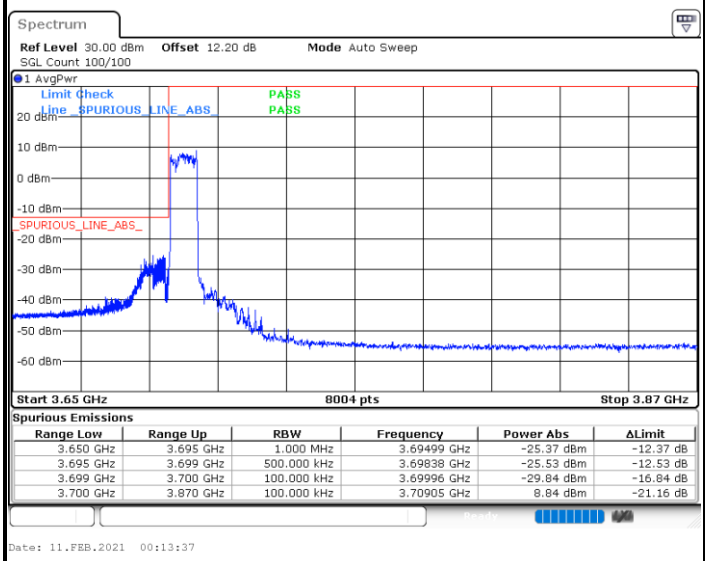	/

FR1 n78 / 10MHz / DFT-S OFDM BPSK	
Highest Band Edge / 1 RB	**Channel Power < -13dBm Pass**
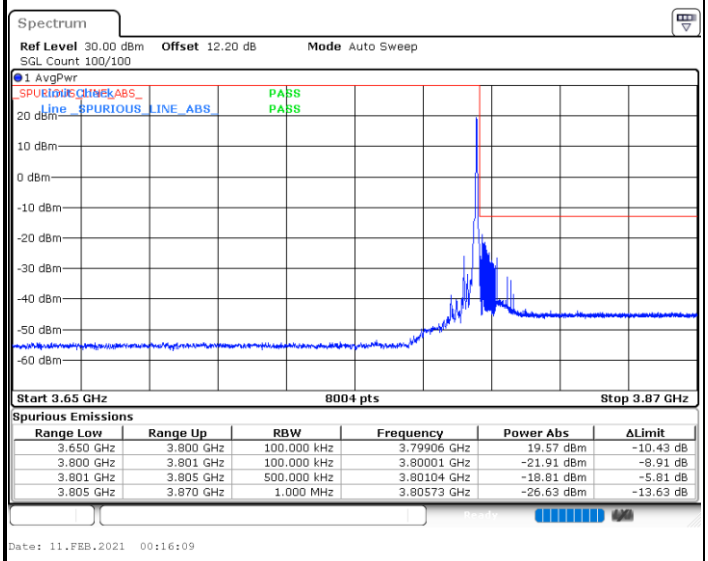 Spurious Emissions Range Low / Range Up / RBW / Frequency / Power Abs / ΔLimit 3.650 GHz / 3.800 GHz / 100.000 kHz / 3.79906 GHz / 19.57 dBm / -10.43 dB 3.800 GHz / 3.801 GHz / 100.000 kHz / 3.80001 GHz / -21.91 dBm / -8.91 dB 3.801 GHz / 3.805 GHz / 500.000 kHz / 3.80104 GHz / -18.81 dBm / -5.81 dB 3.805 GHz / 3.870 GHz / 1.000 MHz / 3.80573 GHz / -26.63 dBm / -13.63 dB Date: 11.FEB.2021 00:16:09	/
Highest Band Edge / Full RB	**Channel Power < -13dBm Pass**
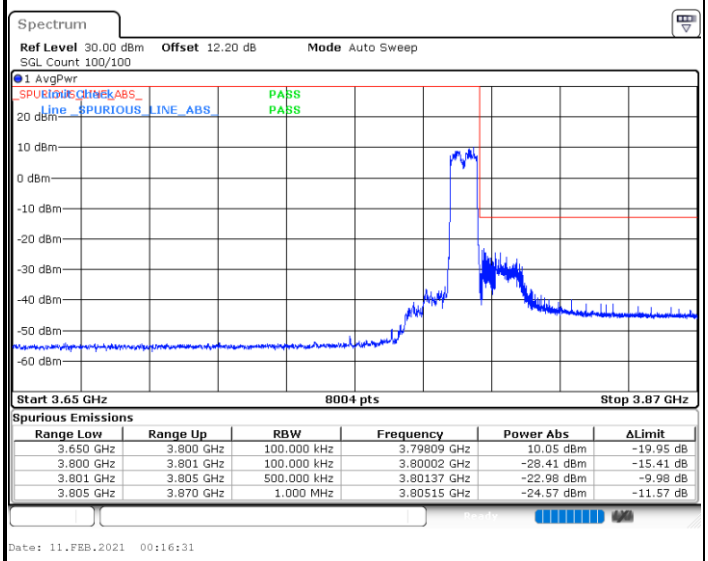 Spurious Emissions Range Low / Range Up / RBW / Frequency / Power Abs / ΔLimit 3.650 GHz / 3.800 GHz / 100.000 kHz / 3.79809 GHz / 10.05 dBm / -19.95 dB 3.800 GHz / 3.801 GHz / 100.000 kHz / 3.80002 GHz / -28.41 dBm / -15.41 dB 3.801 GHz / 3.805 GHz / 500.000 kHz / 3.80137 GHz / -22.98 dBm / -9.98 dB 3.805 GHz / 3.870 GHz / 1.000 MHz / 3.80515 GHz / -24.57 dBm / -11.57 dB Date: 11.FEB.2021 00:16:31	/

FR1 n78 / 10MHz / DFT-S OFDM QPSK	
Lowest Band Edge / 1 RB	**Channel Power < -13dBm Pass**
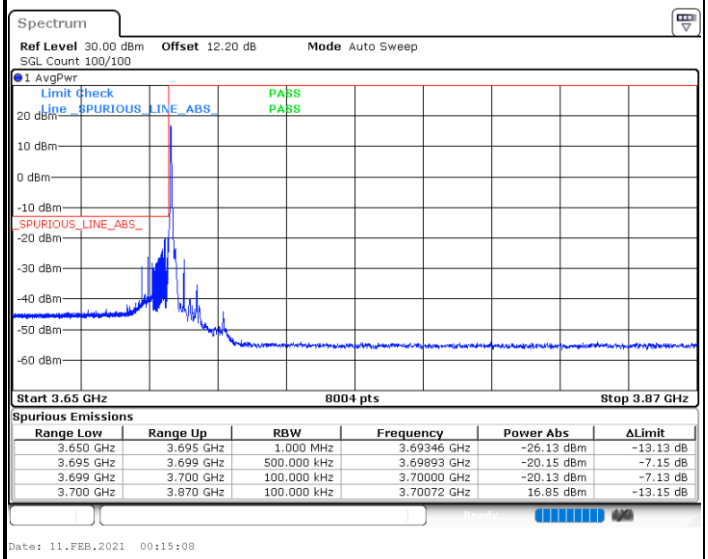 Spurious Emissions Range Low / Range Up / RBW / Frequency / Power Abs / ΔLimit 3.650 GHz / 3.695 GHz / 1.000 MHz / 3.69346 GHz / -26.13 dBm / -13.13 dB 3.695 GHz / 3.699 GHz / 500.000 kHz / 3.69893 GHz / -20.15 dBm / -7.15 dB 3.699 GHz / 3.700 GHz / 100.000 kHz / 3.70000 GHz / -20.13 dBm / -7.13 dB 3.700 GHz / 3.870 GHz / 100.000 kHz / 3.70072 GHz / 16.85 dBm / -13.15 dB Date: 11.FEB.2021 00:15:08	/
Lowest Band Edge / Full RB	**Channel Power < -13dBm Pass**
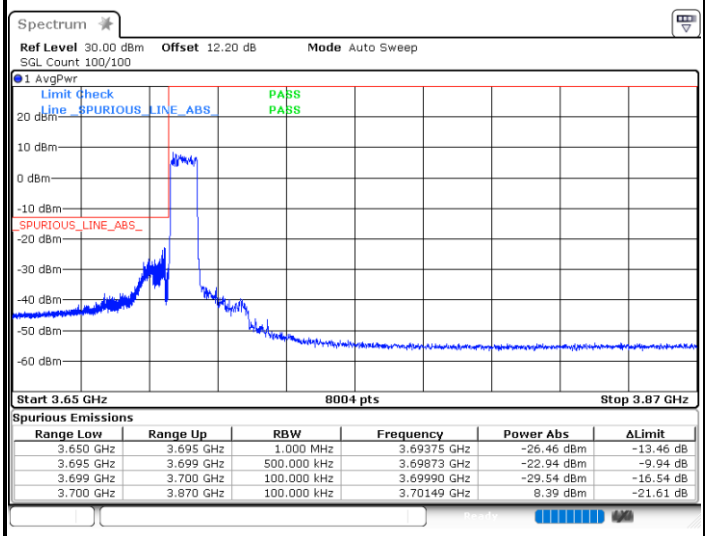 Spurious Emissions Range Low / Range Up / RBW / Frequency / Power Abs / ΔLimit 3.650 GHz / 3.695 GHz / 1.000 MHz / 3.69375 GHz / -26.46 dBm / -13.46 dB 3.695 GHz / 3.699 GHz / 500.000 kHz / 3.69873 GHz / -22.94 dBm / -9.94 dB 3.699 GHz / 3.700 GHz / 100.000 kHz / 3.69990 GHz / -29.54 dBm / -16.54 dB 3.700 GHz / 3.870 GHz / 100.000 kHz / 3.70149 GHz / 8.39 dBm / -21.61 dB Date: 11.FEB.2021 00:08:35	/

FR1 n78 / 10MHz / DFT-S OFDM QPSK	
Highest Band Edge / 1 RB	**Channel Power < -13dBm Pass**
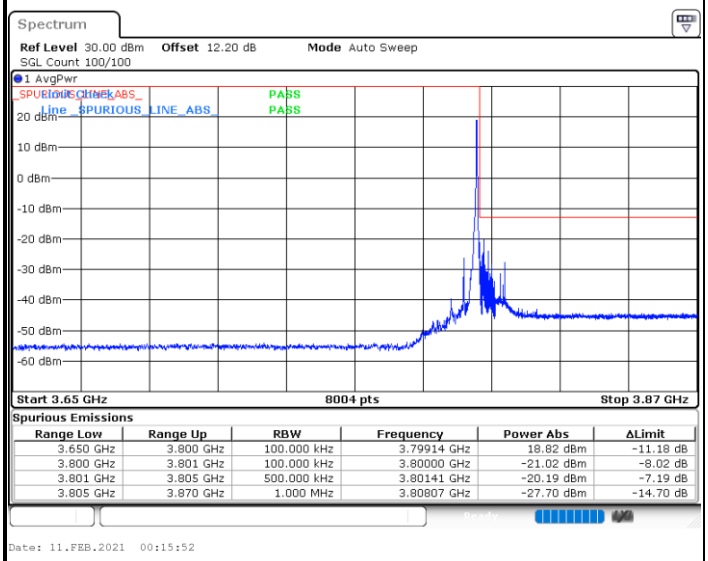 Spurious Emissions Range Low / Range Up / RBW / Frequency / Power Abs / ΔLimit 3.650 GHz / 3.800 GHz / 100.000 kHz / 3.79914 GHz / 18.82 dBm / -11.18 dB 3.800 GHz / 3.801 GHz / 100.000 kHz / 3.80000 GHz / -21.02 dBm / -8.02 dB 3.801 GHz / 3.805 GHz / 500.000 kHz / 3.80141 GHz / -20.19 dBm / -7.19 dB 3.805 GHz / 3.870 GHz / 1.000 MHz / 3.80807 GHz / -27.70 dBm / -14.70 dB Date: 11.FEB.2021 00:15:52	/
Highest Band Edge / Full RB	**Channel Power < -13dBm Pass**
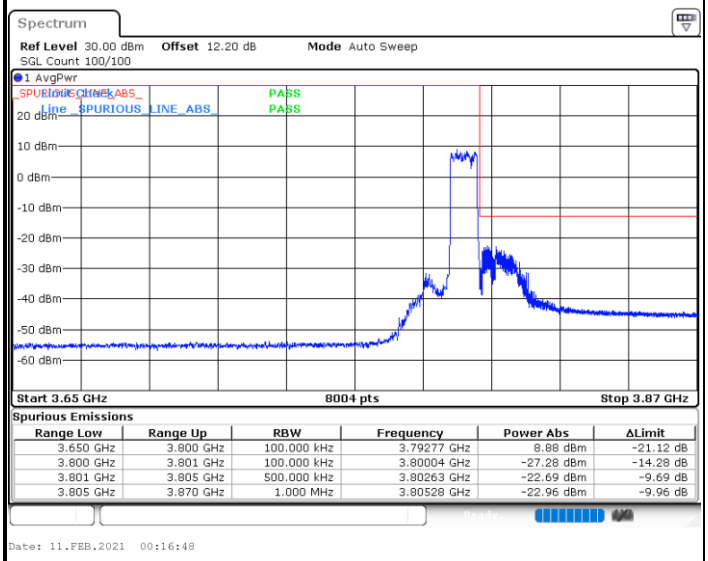 Spurious Emissions Range Low / Range Up / RBW / Frequency / Power Abs / ΔLimit 3.650 GHz / 3.800 GHz / 100.000 kHz / 3.79277 GHz / 8.88 dBm / -21.12 dB 3.800 GHz / 3.801 GHz / 100.000 kHz / 3.80004 GHz / -27.28 dBm / -14.28 dB 3.801 GHz / 3.805 GHz / 500.000 kHz / 3.80263 GHz / -22.69 dBm / -9.69 dB 3.805 GHz / 3.870 GHz / 1.000 MHz / 3.80528 GHz / -22.96 dBm / -9.96 dB Date: 11.FEB.2021 00:16:48	/

FR1 n78 / 50MHz / DFT-S OFDM BPSK

Lowest Band Edge / 1 RB

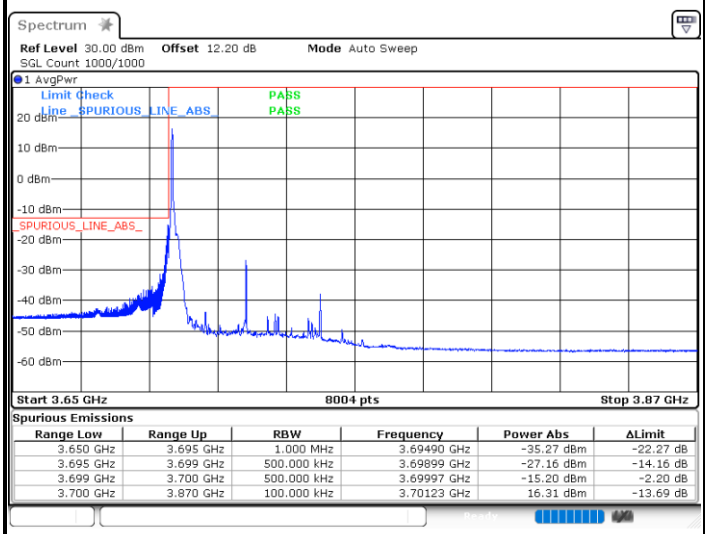

Spurious Emissions

Range Low	Range Up	RBW	Frequency	Power Abs	ΔLimit
3.650 GHz	3.695 GHz	1.000 MHz	3.69490 GHz	-35.27 dBm	-22.27 dB
3.695 GHz	3.699 GHz	500.000 kHz	3.69899 GHz	-27.16 dBm	-14.16 dB
3.699 GHz	3.700 GHz	500.000 kHz	3.69997 GHz	-15.20 dBm	-2.20 dB
3.700 GHz	3.870 GHz	100.000 kHz	3.70123 GHz	16.31 dBm	-13.69 dB

Date: 30.JAN.2021 03:55:27

Channel Power < -13dBm Pass

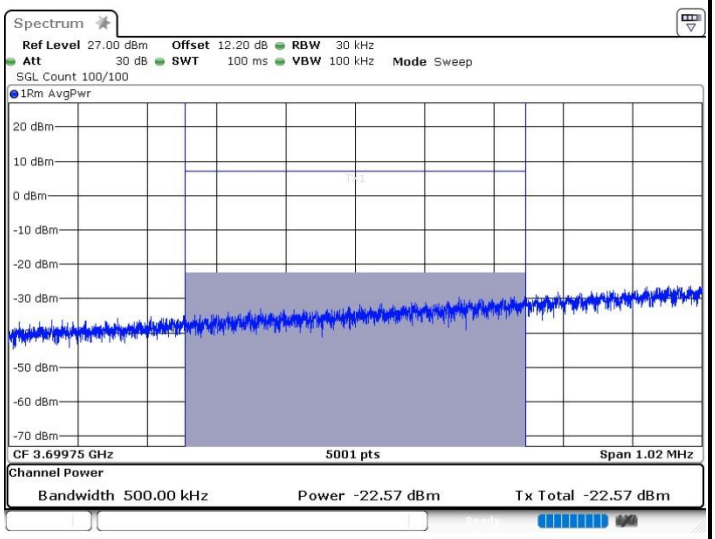

Date: 30.JAN.2021 04:26:21

Lowest Band Edge / Full RB

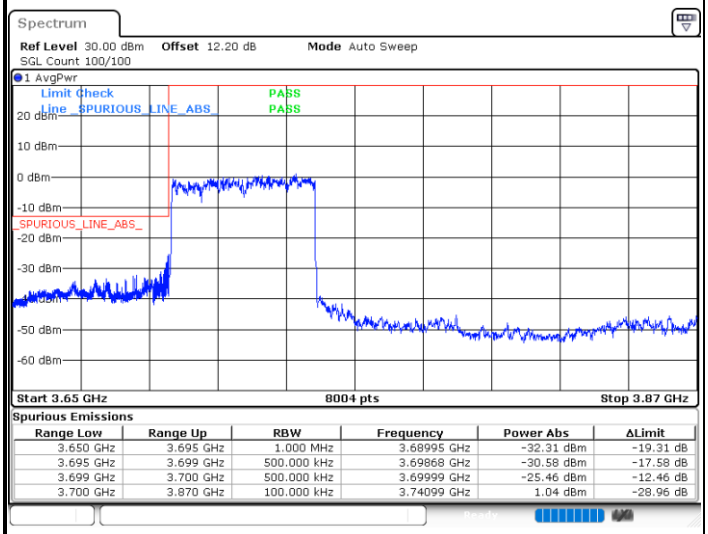

Spurious Emissions

Range Low	Range Up	RBW	Frequency	Power Abs	ΔLimit
3.650 GHz	3.695 GHz	1.000 MHz	3.68995 GHz	-32.31 dBm	-19.31 dB
3.695 GHz	3.699 GHz	500.000 kHz	3.69868 GHz	-30.58 dBm	-17.58 dB
3.699 GHz	3.700 GHz	500.000 kHz	3.69999 GHz	-25.46 dBm	-12.46 dB
3.700 GHz	3.870 GHz	100.000 kHz	3.74099 GHz	1.04 dBm	-28.96 dB

Date: 30.JAN.2021 03:57:05

Channel Power < -13dBm Pass

/

FR1 n78 / 50MHz / DFT-S OFDM BPSK

Highest Band Edge / 1 RB

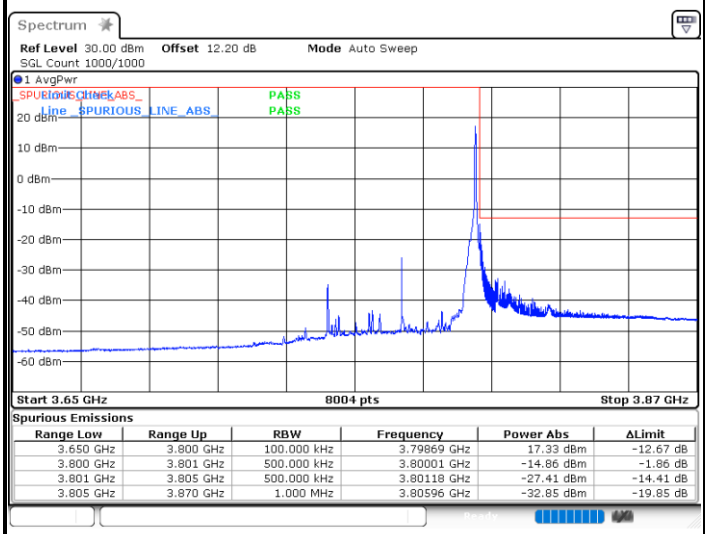

Spurious Emissions

Range Low	Range Up	RBW	Frequency	Power Abs	ΔLimit
3.650 GHz	3.800 GHz	100.000 kHz	3.79869 GHz	17.33 dBm	-12.67 dB
3.800 GHz	3.801 GHz	500.000 kHz	3.80001 GHz	-14.86 dBm	-1.86 dB
3.801 GHz	3.805 GHz	500.000 kHz	3.80118 GHz	-27.41 dBm	-14.41 dB
3.805 GHz	3.870 GHz	1.000 MHz	3.80596 GHz	-32.85 dBm	-19.85 dB

Date: 30.JAN.2021 04:01:55

Channel Power < -13dBm Pass

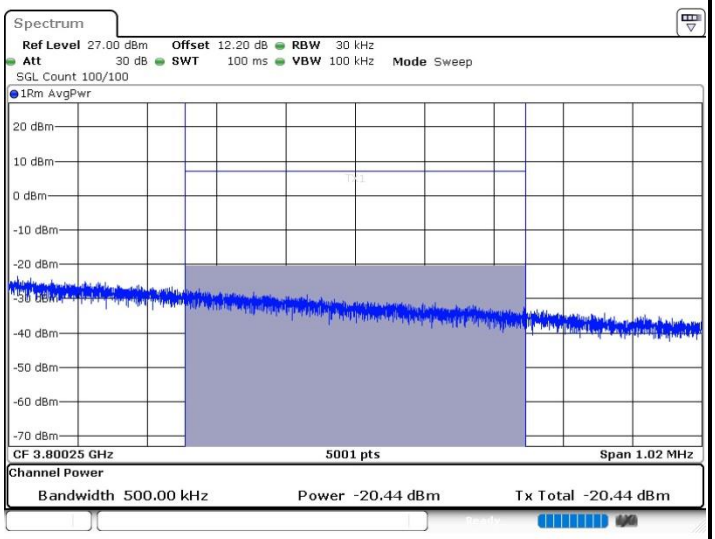

Date: 30.JAN.2021 04:23:10

Highest Band Edge / Full RB

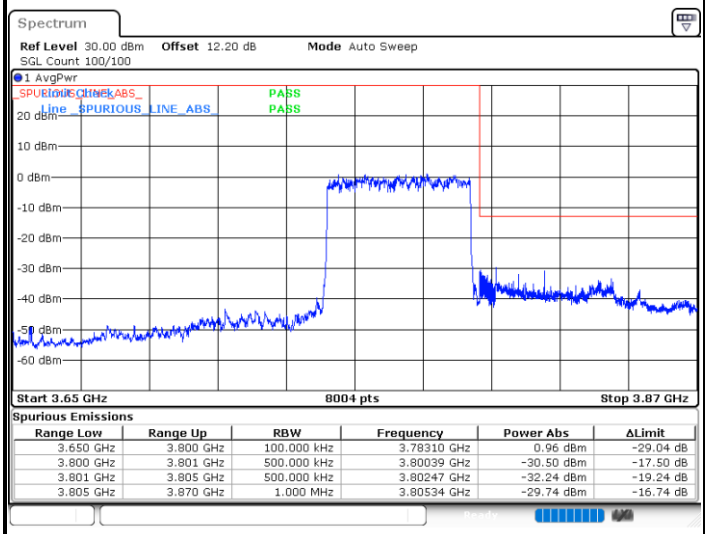

Spurious Emissions

Range Low	Range Up	RBW	Frequency	Power Abs	ΔLimit
3.650 GHz	3.800 GHz	100.000 kHz	3.78310 GHz	0.96 dBm	-29.04 dB
3.800 GHz	3.801 GHz	500.000 kHz	3.80039 GHz	-30.50 dBm	-17.50 dB
3.801 GHz	3.805 GHz	500.000 kHz	3.80247 GHz	-32.24 dBm	-19.24 dB
3.805 GHz	3.870 GHz	1.000 MHz	3.80534 GHz	-29.74 dBm	-16.74 dB

Date: 30.JAN.2021 03:59:11

Channel Power < -13dBm Pass

/

FR1 n78 / 50MHz / DFT-S OFDM QPSK	
Lowest Band Edge / 1 RB	**Channel Power < -13dBm Pass**
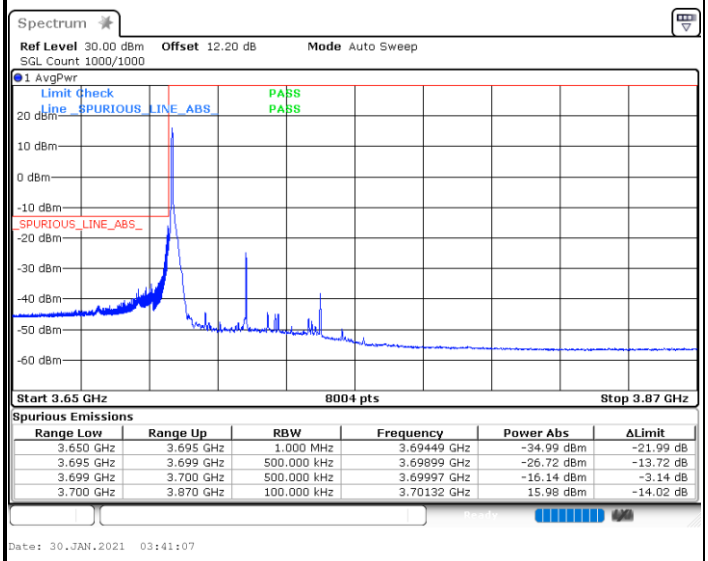 Spurious Emissions Range Low / Range Up / RBW / Frequency / Power Abs / ΔLimit 3.650 GHz / 3.695 GHz / 1.000 MHz / 3.69449 GHz / -34.99 dBm / -21.99 dB 3.695 GHz / 3.699 GHz / 500.000 kHz / 3.69899 GHz / -26.72 dBm / -13.72 dB 3.699 GHz / 3.700 GHz / 500.000 kHz / 3.69997 GHz / -16.14 dBm / -3.14 dB 3.700 GHz / 3.870 GHz / 100.000 kHz / 3.70132 GHz / 15.98 dBm / -14.02 dB Date: 30.JAN.2021 03:41:07	/
Lowest Band Edge / Full RB	**Channel Power < -13dBm Pass**
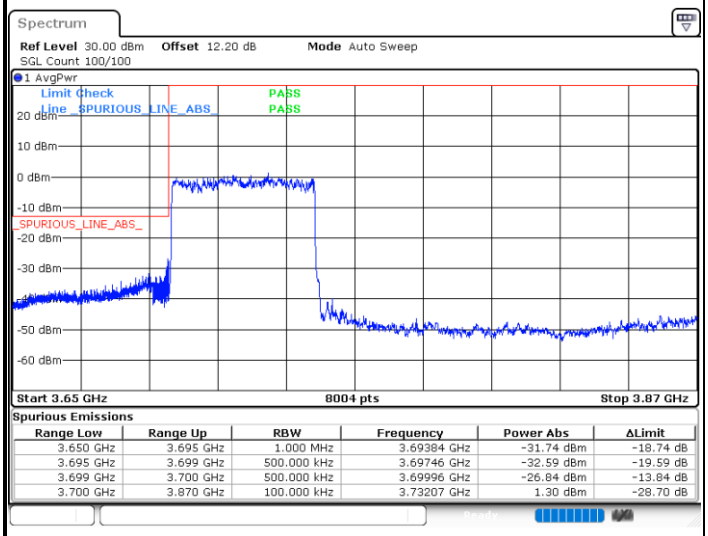 Spurious Emissions Range Low / Range Up / RBW / Frequency / Power Abs / ΔLimit 3.650 GHz / 3.695 GHz / 1.000 MHz / 3.69384 GHz / -31.74 dBm / -18.74 dB 3.695 GHz / 3.699 GHz / 500.000 kHz / 3.69746 GHz / -32.59 dBm / -19.59 dB 3.699 GHz / 3.700 GHz / 500.000 kHz / 3.69996 GHz / -26.84 dBm / -13.84 dB 3.700 GHz / 3.870 GHz / 100.000 kHz / 3.73207 GHz / 1.30 dBm / -28.70 dB Date: 30.JAN.2021 03:57:28	/

FR1 n78 / 50MHz / DFT-S OFDM QPSK

Highest Band Edge / 1 RB

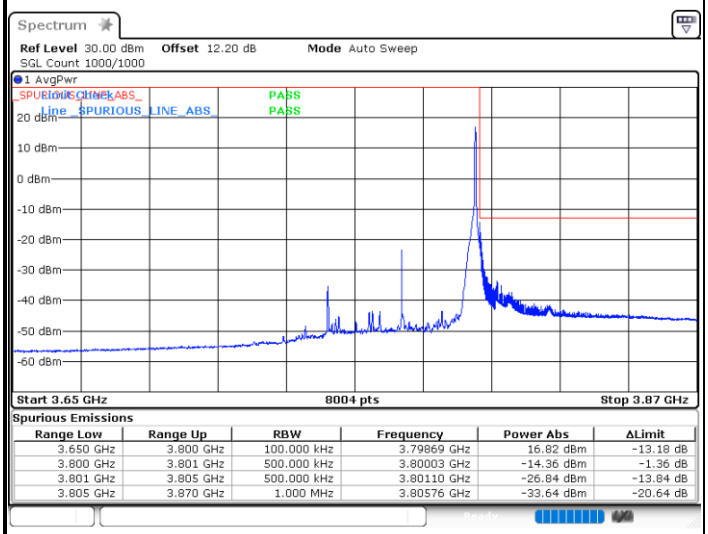

Spurious Emissions

Range Low	Range Up	RBW	Frequency	Power Abs	ΔLimit
3.650 GHz	3.800 GHz	100.000 kHz	3.79869 GHz	16.82 dBm	-13.18 dB
3.800 GHz	3.801 GHz	500.000 kHz	3.80003 GHz	-14.36 dBm	-1.36 dB
3.801 GHz	3.805 GHz	500.000 kHz	3.80110 GHz	-26.84 dBm	-13.84 dB
3.805 GHz	3.870 GHz	1.000 MHz	3.80576 GHz	-33.64 dBm	-20.64 dB

Date: 30.JAN.2021 04:09:13

Channel Power < -13dBm Pass

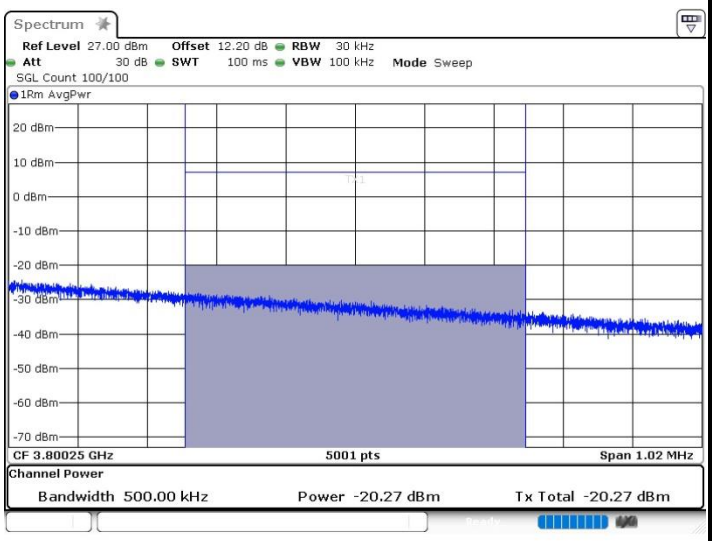

Date: 30.JAN.2021 04:19:49

Highest Band Edge / Full RB

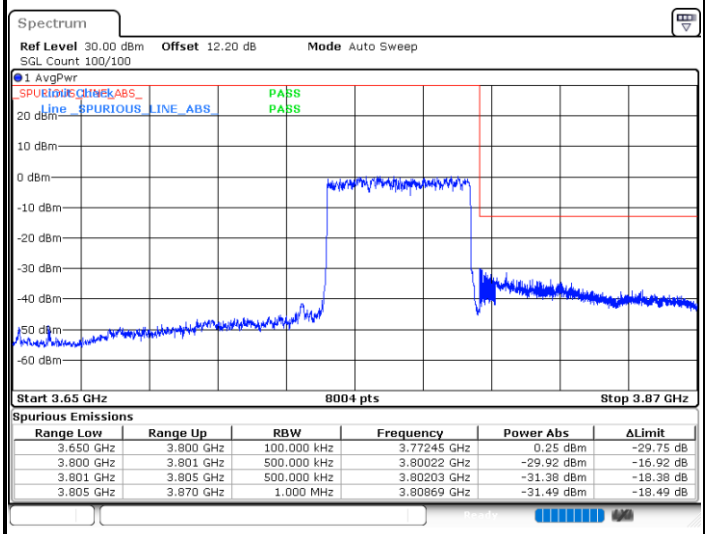

Spurious Emissions

Range Low	Range Up	RBW	Frequency	Power Abs	ΔLimit
3.650 GHz	3.800 GHz	100.000 kHz	3.77245 GHz	0.25 dBm	-29.75 dB
3.800 GHz	3.801 GHz	500.000 kHz	3.80022 GHz	-29.92 dBm	-16.92 dB
3.801 GHz	3.805 GHz	500.000 kHz	3.80203 GHz	-31.38 dBm	-18.38 dB
3.805 GHz	3.870 GHz	1.000 MHz	3.80869 GHz	-31.49 dBm	-18.49 dB

Date: 30.JAN.2021 03:57:46

Channel Power < -13dBm Pass

/

FR1 n78 / 100MHz / DFT-S OFDM BPSK

Lowest Band Edge / 1 RB

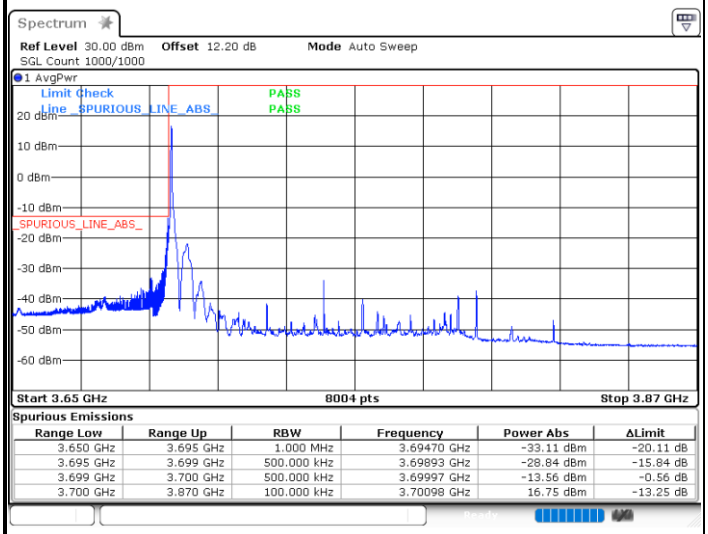

Spurious Emissions

Range Low	Range Up	RBW	Frequency	Power Abs	ΔLimit
3.650 GHz	3.695 GHz	1.000 MHz	3.69470 GHz	-33.11 dBm	-20.11 dB
3.695 GHz	3.699 GHz	500.000 kHz	3.69893 GHz	-28.84 dBm	-15.84 dB
3.699 GHz	3.700 GHz	500.000 kHz	3.69997 GHz	-13.56 dBm	-0.56 dB
3.700 GHz	3.870 GHz	100.000 kHz	3.70098 GHz	16.75 dBm	-13.25 dB

Date: 11.FEB.2021 00:28:40

Channel Power < -13dBm Pass

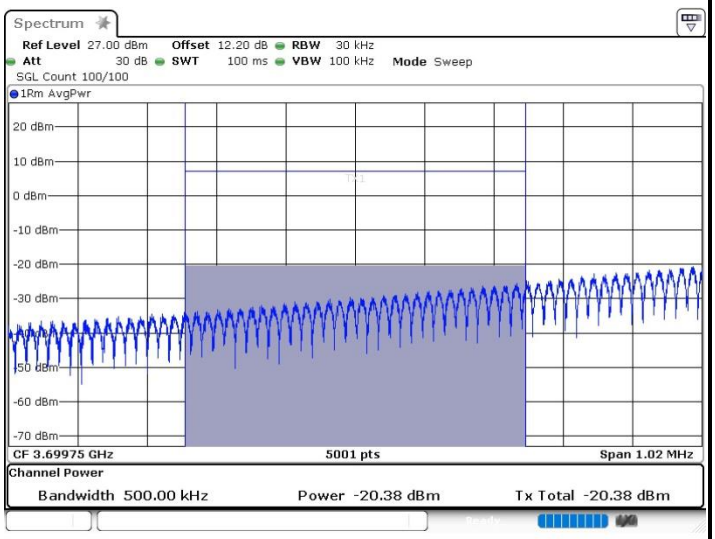

Date: 11.FEB.2021 00:29:48

Lowest Band Edge / Full RB

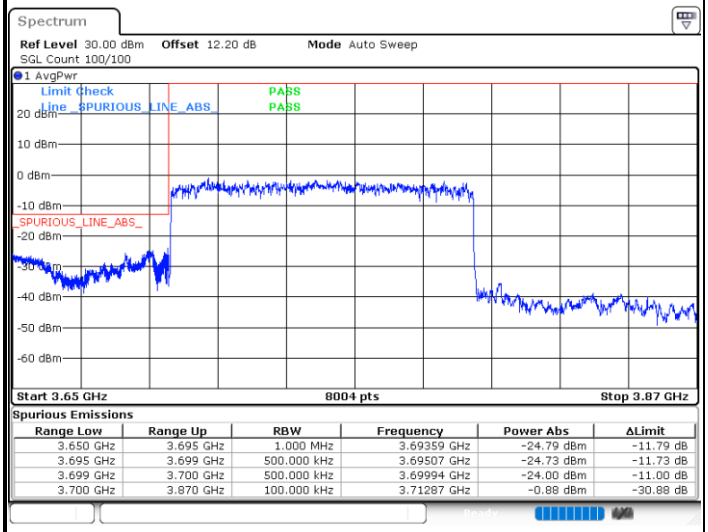

Spurious Emissions

Range Low	Range Up	RBW	Frequency	Power Abs	ΔLimit
3.650 GHz	3.695 GHz	1.000 MHz	3.69359 GHz	-24.79 dBm	-11.79 dB
3.695 GHz	3.699 GHz	500.000 kHz	3.69507 GHz	-24.73 dBm	-11.73 dB
3.699 GHz	3.700 GHz	500.000 kHz	3.69994 GHz	-24.00 dBm	-11.00 dB
3.700 GHz	3.870 GHz	100.000 kHz	3.71287 GHz	-0.88 dBm	-30.88 dB

Date: 11.FEB.2021 00:31:55

Channel Power < -13dBm Pass

/

FR1 n78 / 100MHz / DFT-S OFDM BPSK

Highest Band Edge / 1 RB

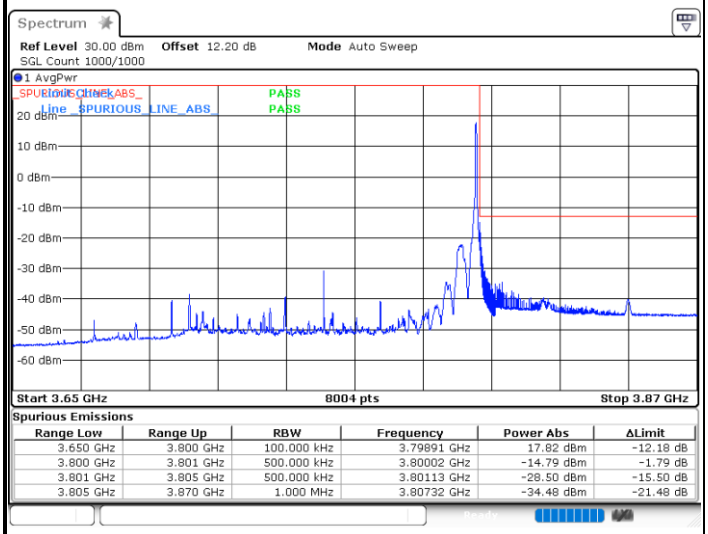

Spurious Emissions

Range Low	Range Up	RBW	Frequency	Power Abs	ΔLimit
3.650 GHz	3.800 GHz	100.000 kHz	3.79891 GHz	17.82 dBm	-12.18 dB
3.800 GHz	3.801 GHz	500.000 kHz	3.80002 GHz	-14.79 dBm	-1.79 dB
3.801 GHz	3.805 GHz	500.000 kHz	3.80113 GHz	-28.50 dBm	-15.50 dB
3.805 GHz	3.870 GHz	1.000 MHz	3.80732 GHz	-34.48 dBm	-21.48 dB

Date: 11.FEB.2021 00:35:11

Channel Power < -13dBm Pass

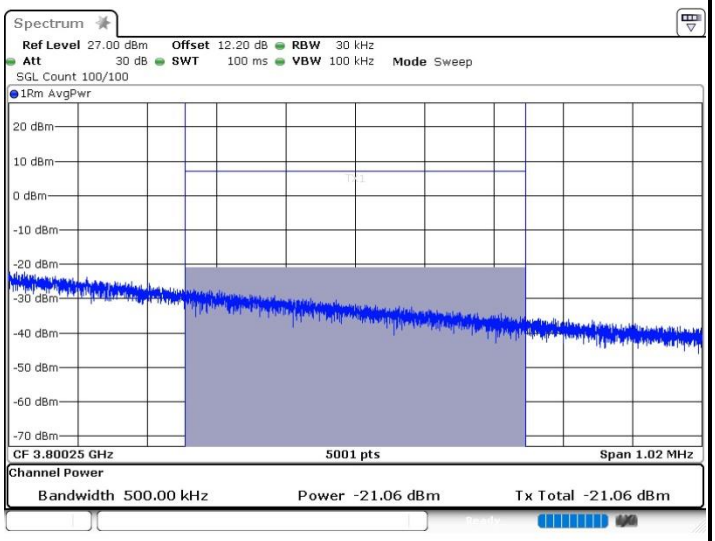

Date: 11.FEB.2021 00:36:47

Highest Band Edge / Full RB

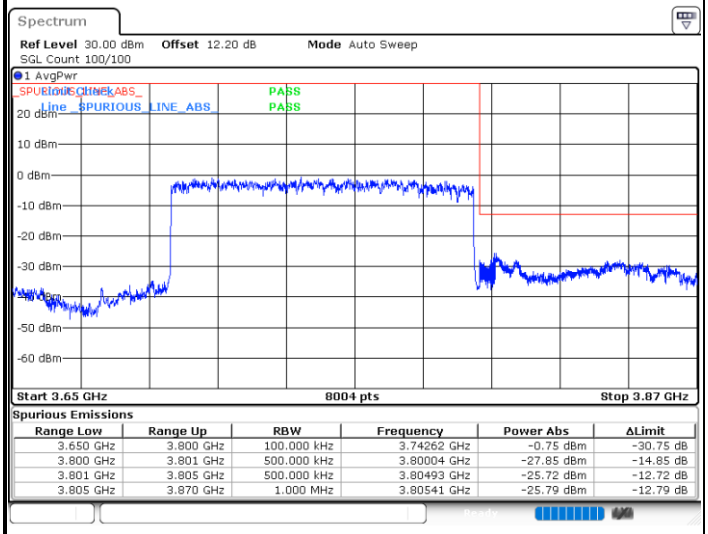

Spurious Emissions

Range Low	Range Up	RBW	Frequency	Power Abs	ΔLimit
3.650 GHz	3.800 GHz	100.000 kHz	3.74262 GHz	-0.75 dBm	-30.75 dB
3.800 GHz	3.801 GHz	500.000 kHz	3.80004 GHz	-27.85 dBm	-14.85 dB
3.801 GHz	3.805 GHz	500.000 kHz	3.80493 GHz	-25.72 dBm	-12.72 dB
3.805 GHz	3.870 GHz	1.000 MHz	3.80541 GHz	-25.79 dBm	-12.79 dB

Date: 11.FEB.2021 00:32:14

Channel Power < -13dBm Pass

/

FR1 n78 / 100MHz / DFT-S OFDM QPSK

Lowest Band Edge / 1 RB

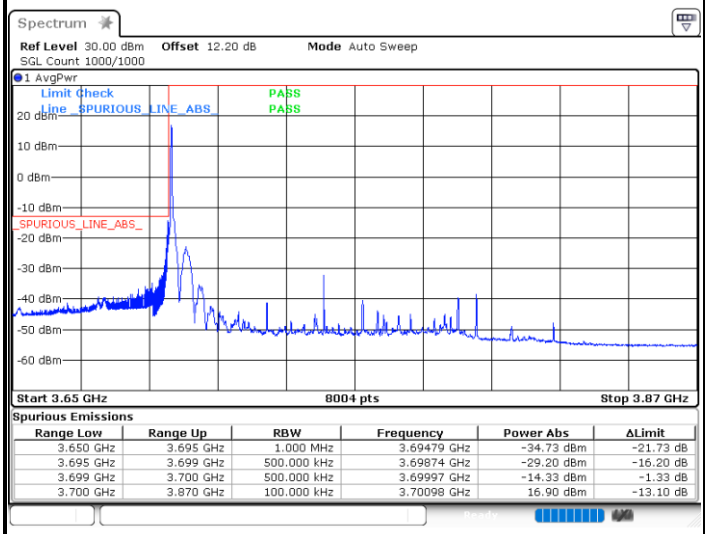

Spurious Emissions

Range Low	Range Up	RBW	Frequency	Power Abs	ΔLimit
3.650 GHz	3.695 GHz	1.000 MHz	3.69479 GHz	-34.73 dBm	-21.73 dB
3.695 GHz	3.699 GHz	500.000 kHz	3.69874 GHz	-29.20 dBm	-16.20 dB
3.699 GHz	3.700 GHz	500.000 kHz	3.69997 GHz	-14.33 dBm	-1.33 dB
3.700 GHz	3.870 GHz	100.000 kHz	3.70098 GHz	16.90 dBm	-13.10 dB

Date: 11.FEB.2021 00:27:26

Channel Power < -13dBm Pass

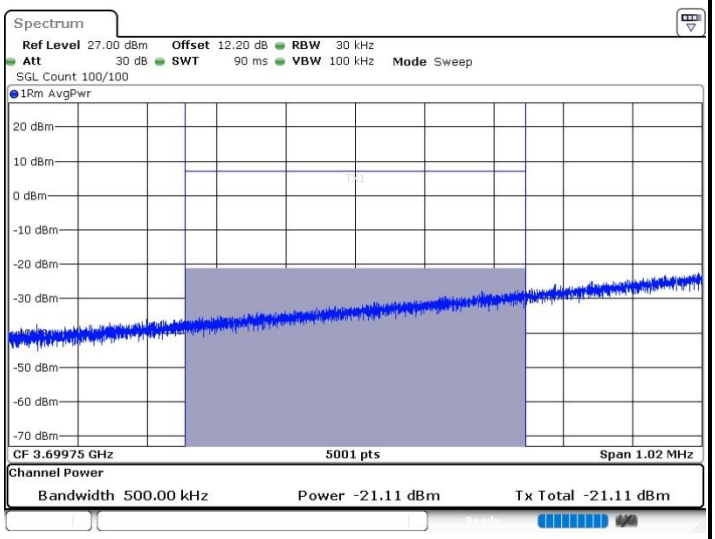

Date: 11.FEB.2021 00:30:18

Lowest Band Edge / Full RB

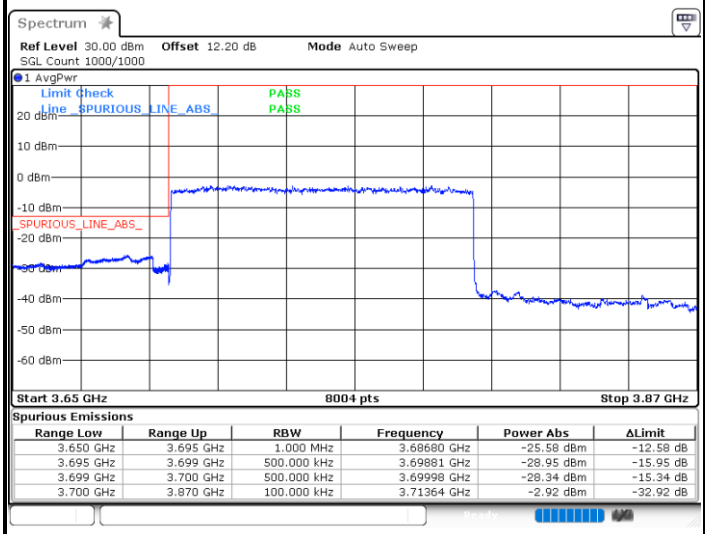

Spurious Emissions

Range Low	Range Up	RBW	Frequency	Power Abs	ΔLimit
3.650 GHz	3.695 GHz	1.000 MHz	3.68680 GHz	-25.58 dBm	-12.58 dB
3.695 GHz	3.699 GHz	500.000 kHz	3.69881 GHz	-28.95 dBm	-15.95 dB
3.699 GHz	3.700 GHz	500.000 kHz	3.69998 GHz	-28.34 dBm	-15.34 dB
3.700 GHz	3.870 GHz	100.000 kHz	3.71364 GHz	-2.92 dBm	-32.92 dB

Date: 11.FEB.2021 00:31:36

Channel Power < -13dBm Pass

/

FR1 n78 / 100MHz / DFT-S OFDM QPSK

Highest Band Edge / 1 RB

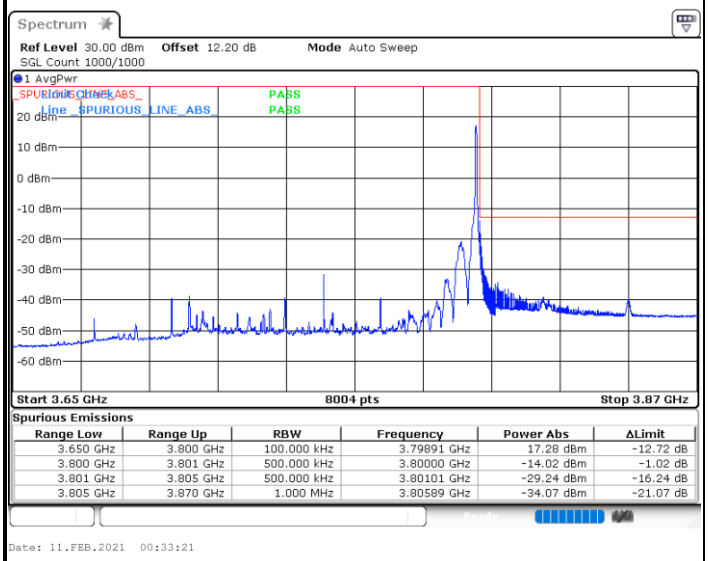

Spurious Emissions

Range Low	Range Up	RBW	Frequency	Power Abs	ΔLimit
3.650 GHz	3.800 GHz	100.000 kHz	3.79891 GHz	17.28 dBm	-12.72 dB
3.800 GHz	3.801 GHz	500.000 kHz	3.80000 GHz	-14.02 dBm	-1.02 dB
3.801 GHz	3.805 GHz	500.000 kHz	3.80101 GHz	-29.24 dBm	-16.24 dB
3.805 GHz	3.870 GHz	1.000 MHz	3.80589 GHz	-34.07 dBm	-21.07 dB

Date: 11.FEB.2021 00:33:21

Channel Power < -13dBm Pass

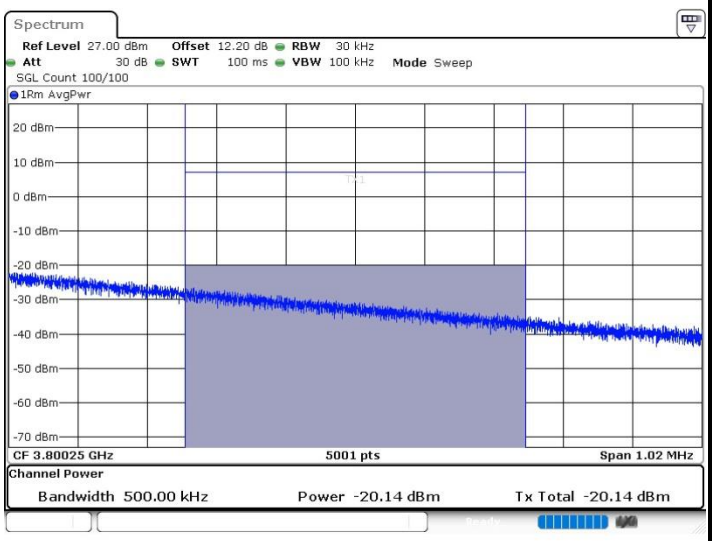

Date: 11.FEB.2021 00:37:07

Highest Band Edge / Full RB

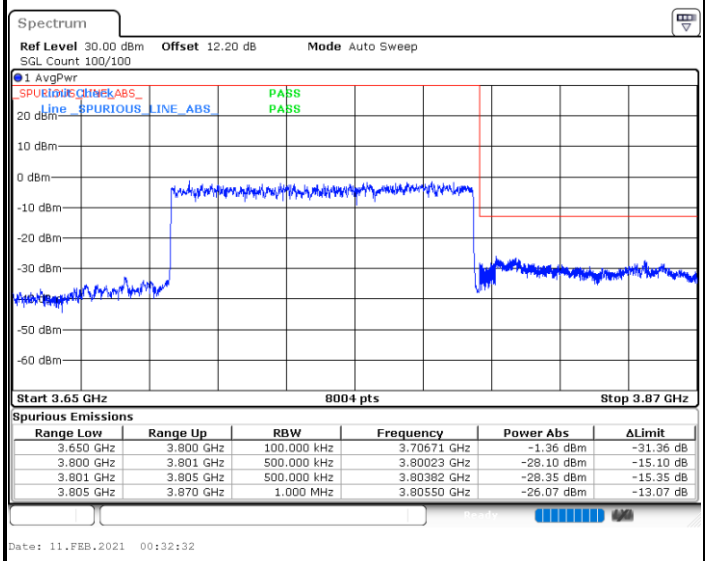

Spurious Emissions

Range Low	Range Up	RBW	Frequency	Power Abs	ΔLimit
3.650 GHz	3.800 GHz	100.000 kHz	3.70671 GHz	-1.36 dBm	-31.36 dB
3.800 GHz	3.801 GHz	500.000 kHz	3.80023 GHz	-28.10 dBm	-15.10 dB
3.801 GHz	3.805 GHz	500.000 kHz	3.80382 GHz	-28.35 dBm	-15.35 dB
3.805 GHz	3.870 GHz	1.000 MHz	3.80550 GHz	-26.07 dBm	-13.07 dB

Date: 11.FEB.2021 00:32:32

Channel Power < -13dBm Pass

/

Conducted Spurious Emission

FR1 n78 / 10MHz / DFT-S OFDM / BPSK

Lowest Channel / 1RB

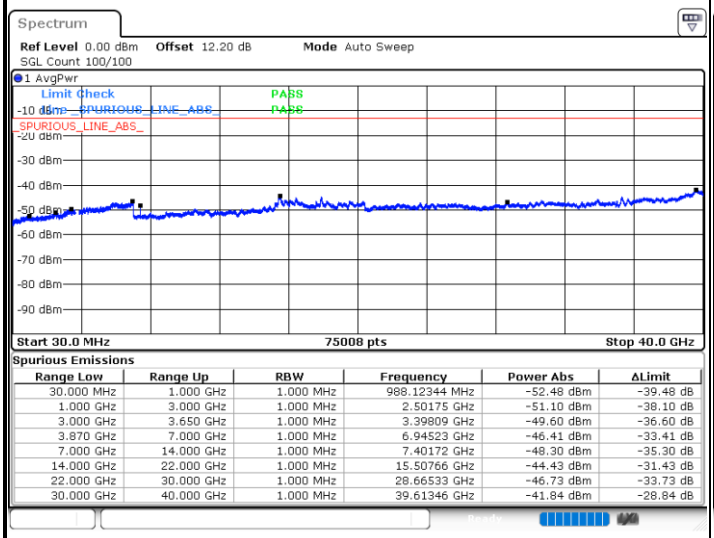

Spurious Emissions

Range Low	Range Up	RBW	Frequency	Power Abs	ΔLimit
30.000 MHz	1.000 GHz	1.000 MHz	988.12344 MHz	-52.48 dBm	-39.48 dB
1.000 GHz	3.000 GHz	1.000 MHz	2.50175 GHz	-51.10 dBm	-38.10 dB
3.000 GHz	3.650 GHz	1.000 MHz	3.39809 GHz	-49.60 dBm	-36.60 dB
3.870 GHz	7.000 GHz	1.000 MHz	6.94523 GHz	-46.41 dBm	-33.41 dB
7.000 GHz	14.000 GHz	1.000 MHz	7.40172 GHz	-48.30 dBm	-35.30 dB
14.000 GHz	22.000 GHz	1.000 MHz	15.50766 GHz	-44.43 dBm	-31.43 dB
22.000 GHz	30.000 GHz	1.000 MHz	28.66533 GHz	-46.73 dBm	-33.73 dB
30.000 GHz	40.000 GHz	1.000 MHz	39.61346 GHz	-41.84 dBm	-28.84 dB

Date: 2.FEB.2021 06:52:30

Middle Channel / 1RB

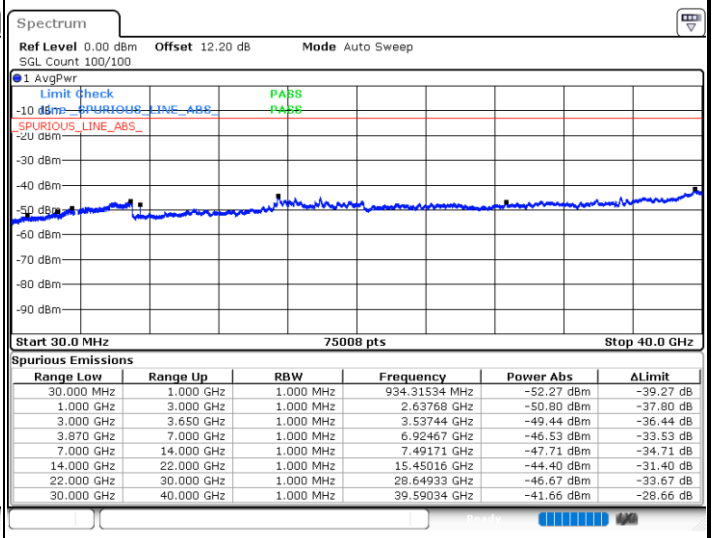

Spurious Emissions

Range Low	Range Up	RBW	Frequency	Power Abs	ΔLimit
30.000 MHz	1.000 GHz	1.000 MHz	934.31534 MHz	-52.27 dBm	-39.27 dB
1.000 GHz	3.000 GHz	1.000 MHz	2.63768 GHz	-50.80 dBm	-37.80 dB
3.000 GHz	3.650 GHz	1.000 MHz	3.53744 GHz	-49.44 dBm	-36.44 dB
3.870 GHz	7.000 GHz	1.000 MHz	6.92467 GHz	-46.53 dBm	-33.53 dB
7.000 GHz	14.000 GHz	1.000 MHz	7.49171 GHz	-47.71 dBm	-34.71 dB
14.000 GHz	22.000 GHz	1.000 MHz	15.45016 GHz	-44.40 dBm	-31.40 dB
22.000 GHz	30.000 GHz	1.000 MHz	28.64933 GHz	-46.67 dBm	-33.67 dB
30.000 GHz	40.000 GHz	1.000 MHz	39.59034 GHz	-41.66 dBm	-28.66 dB

Date: 2.FEB.2021 06:47:10

Highest Channel / 1RB

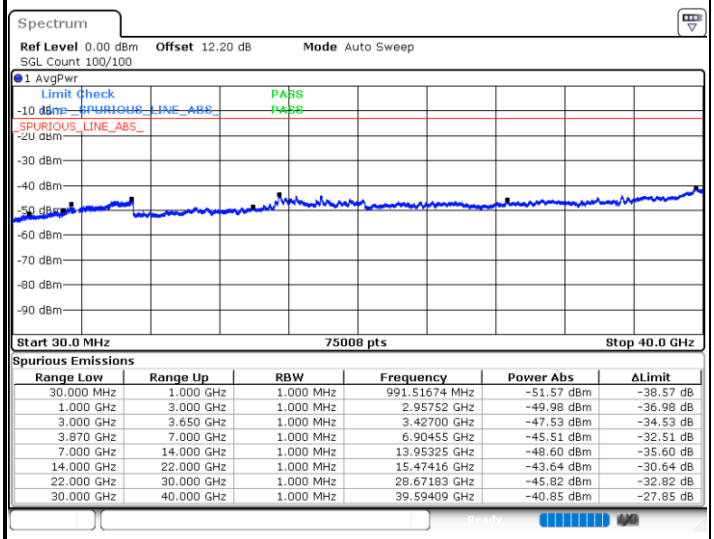

Spurious Emissions

Range Low	Range Up	RBW	Frequency	Power Abs	ΔLimit
30.000 MHz	1.000 GHz	1.000 MHz	991.51674 MHz	-51.57 dBm	-38.57 dB
1.000 GHz	3.000 GHz	1.000 MHz	2.95752 GHz	-49.98 dBm	-36.98 dB
3.000 GHz	3.650 GHz	1.000 MHz	3.42700 GHz	-47.53 dBm	-34.53 dB
3.870 GHz	7.000 GHz	1.000 MHz	6.90455 GHz	-45.51 dBm	-32.51 dB
7.000 GHz	14.000 GHz	1.000 MHz	13.95325 GHz	-48.60 dBm	-35.60 dB
14.000 GHz	22.000 GHz	1.000 MHz	15.47416 GHz	-43.64 dBm	-30.64 dB
22.000 GHz	30.000 GHz	1.000 MHz	28.67183 GHz	-45.82 dBm	-32.82 dB
30.000 GHz	40.000 GHz	1.000 MHz	39.59409 GHz	-40.85 dBm	-27.85 dB

Date: 11.FEB.2021 00:20:11

FR1 n78 / 10MHz / DFT-S OFDM / QPSK

Lowest Channel / 1RB

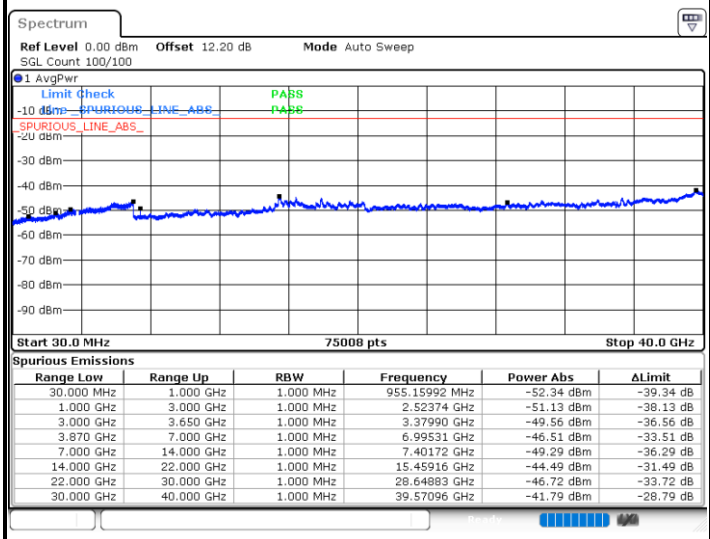

Spurious Emissions

Range Low	Range Up	RBW	Frequency	Power Abs	ΔLimit
30.000 MHz	1.000 GHz	1.000 MHz	955.15992 MHz	-52.34 dBm	-39.34 dB
1.000 GHz	3.000 GHz	1.000 MHz	2.52374 GHz	-51.13 dBm	-38.13 dB
3.000 GHz	3.650 GHz	1.000 MHz	3.37990 GHz	-49.56 dBm	-36.56 dB
3.870 GHz	7.000 GHz	1.000 MHz	6.99531 GHz	-46.51 dBm	-33.51 dB
7.000 GHz	14.000 GHz	1.000 MHz	7.40172 GHz	-49.29 dBm	-36.29 dB
14.000 GHz	22.000 GHz	1.000 MHz	15.45916 GHz	-44.49 dBm	-31.49 dB
22.000 GHz	30.000 GHz	1.000 MHz	28.64883 GHz	-46.72 dBm	-33.72 dB
30.000 GHz	40.000 GHz	1.000 MHz	39.57096 GHz	-41.79 dBm	-28.79 dB

Date: 2.FEB.2021 06:51:03

Middle Channel / 1RB

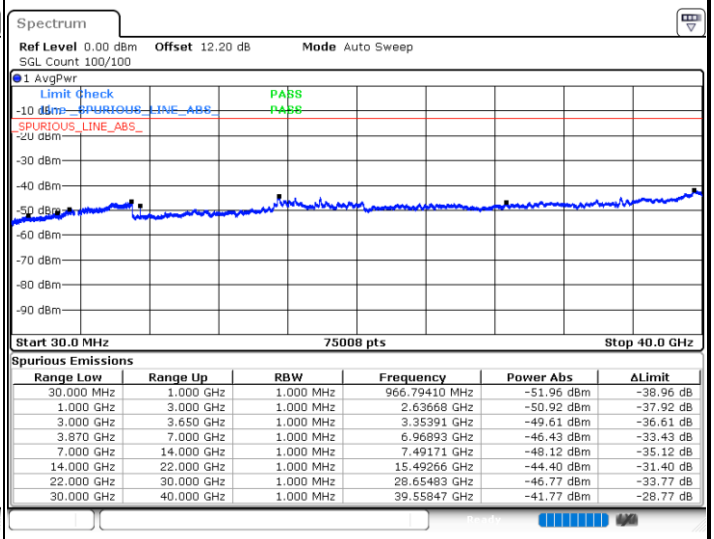

Spurious Emissions

Range Low	Range Up	RBW	Frequency	Power Abs	ΔLimit
30.000 MHz	1.000 GHz	1.000 MHz	966.79410 MHz	-51.96 dBm	-38.96 dB
1.000 GHz	3.000 GHz	1.000 MHz	2.63668 GHz	-50.92 dBm	-37.92 dB
3.000 GHz	3.650 GHz	1.000 MHz	3.35391 GHz	-49.61 dBm	-36.61 dB
3.870 GHz	7.000 GHz	1.000 MHz	6.96893 GHz	-46.43 dBm	-33.43 dB
7.000 GHz	14.000 GHz	1.000 MHz	7.49171 GHz	-48.12 dBm	-35.12 dB
14.000 GHz	22.000 GHz	1.000 MHz	15.49266 GHz	-44.40 dBm	-31.40 dB
22.000 GHz	30.000 GHz	1.000 MHz	28.65483 GHz	-46.77 dBm	-33.77 dB
30.000 GHz	40.000 GHz	1.000 MHz	39.55847 GHz	-41.77 dBm	-28.77 dB

Date: 2.FEB.2021 06:49:24

Highest Channel / 1RB

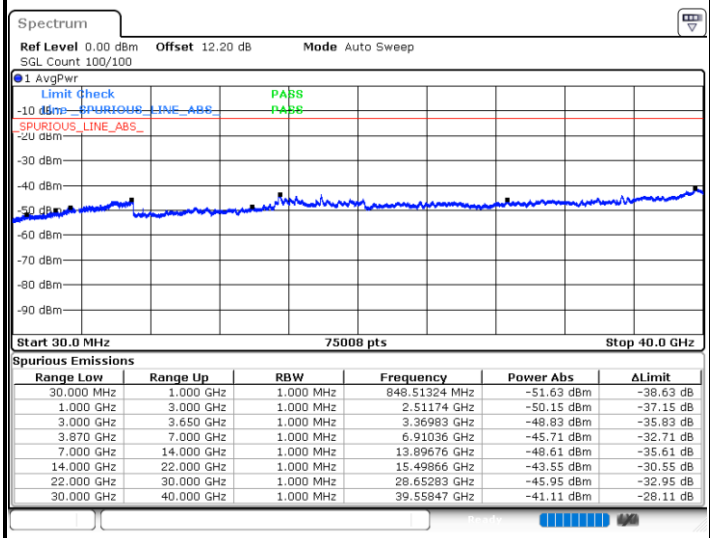

Spurious Emissions

Range Low	Range Up	RBW	Frequency	Power Abs	ΔLimit
30.000 MHz	1.000 GHz	1.000 MHz	848.51324 MHz	-51.63 dBm	-38.63 dB
1.000 GHz	3.000 GHz	1.000 MHz	2.51174 GHz	-50.15 dBm	-37.15 dB
3.000 GHz	3.650 GHz	1.000 MHz	3.36983 GHz	-48.83 dBm	-35.83 dB
3.870 GHz	7.000 GHz	1.000 MHz	6.91036 GHz	-45.71 dBm	-32.71 dB
7.000 GHz	14.000 GHz	1.000 MHz	13.89676 GHz	-48.61 dBm	-35.61 dB
14.000 GHz	22.000 GHz	1.000 MHz	15.49866 GHz	-43.55 dBm	-30.55 dB
22.000 GHz	30.000 GHz	1.000 MHz	28.65283 GHz	-45.95 dBm	-32.95 dB
30.000 GHz	40.000 GHz	1.000 MHz	39.55847 GHz	-41.11 dBm	-28.11 dB

Date: 11.FEB.2021 00:18:35

FR1 n78 / 50MHz / DFT-S OFDM / BPSK

Lowest Channel / 1RB

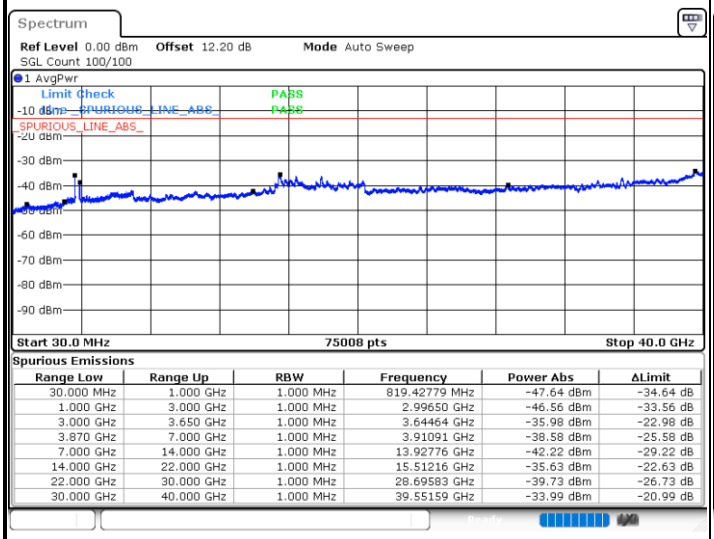

Spurious Emissions

Range Low	Range Up	RBW	Frequency	Power Abs	ΔLimit
30.000 MHz	1.000 GHz	1.000 MHz	819.42779 MHz	-47.64 dBm	-34.64 dB
1.000 GHz	3.000 GHz	1.000 MHz	2.99650 GHz	-46.56 dBm	-33.56 dB
3.000 GHz	3.650 GHz	1.000 MHz	3.64464 GHz	-35.98 dBm	-22.98 dB
3.870 GHz	7.000 GHz	1.000 MHz	3.91091 GHz	-38.58 dBm	-25.58 dB
7.000 GHz	14.000 GHz	1.000 MHz	13.92776 GHz	-42.22 dBm	-29.22 dB
14.000 GHz	22.000 GHz	1.000 MHz	15.51216 GHz	-35.63 dBm	-22.63 dB
22.000 GHz	30.000 GHz	1.000 MHz	28.69583 GHz	-39.73 dBm	-26.73 dB
30.000 GHz	40.000 GHz	1.000 MHz	39.55159 GHz	-33.99 dBm	-20.99 dB

Date: 30.JAN.2021 02:48:18

Middle Channel / 1RB

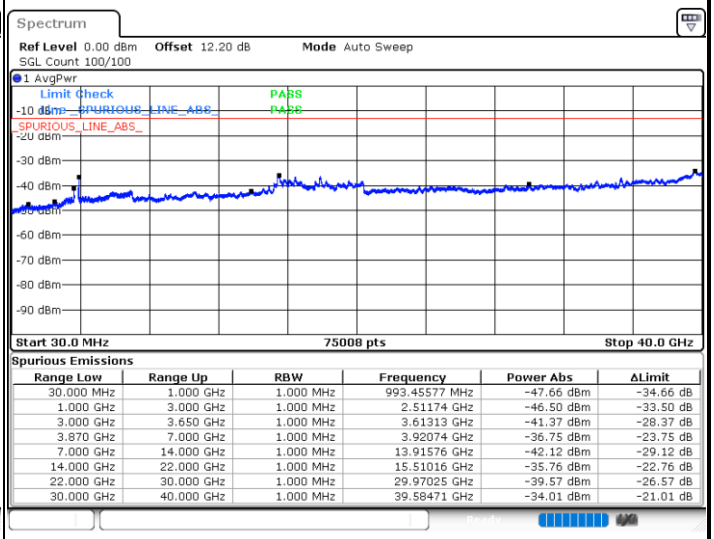

Spurious Emissions

Range Low	Range Up	RBW	Frequency	Power Abs	ΔLimit
30.000 MHz	1.000 GHz	1.000 MHz	993.45577 MHz	-47.66 dBm	-34.66 dB
1.000 GHz	3.000 GHz	1.000 MHz	2.51174 GHz	-46.50 dBm	-33.50 dB
3.000 GHz	3.650 GHz	1.000 MHz	3.61313 GHz	-41.37 dBm	-28.37 dB
3.870 GHz	7.000 GHz	1.000 MHz	3.92074 GHz	-36.75 dBm	-23.75 dB
7.000 GHz	14.000 GHz	1.000 MHz	13.91576 GHz	-42.12 dBm	-29.12 dB
14.000 GHz	22.000 GHz	1.000 MHz	15.51016 GHz	-35.76 dBm	-22.76 dB
22.000 GHz	30.000 GHz	1.000 MHz	29.97025 GHz	-39.57 dBm	-26.57 dB
30.000 GHz	40.000 GHz	1.000 MHz	39.58471 GHz	-34.01 dBm	-21.01 dB

Date: 30.JAN.2021 02:56:24

Highest Channel / 1RB

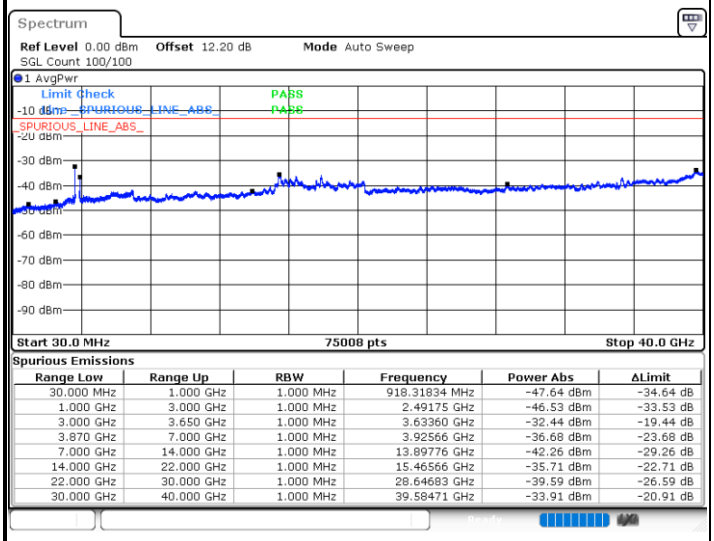

Spurious Emissions

Range Low	Range Up	RBW	Frequency	Power Abs	ΔLimit
30.000 MHz	1.000 GHz	1.000 MHz	918.31834 MHz	-47.64 dBm	-34.64 dB
1.000 GHz	3.000 GHz	1.000 MHz	2.49175 GHz	-46.53 dBm	-33.53 dB
3.000 GHz	3.650 GHz	1.000 MHz	3.63360 GHz	-32.44 dBm	-19.44 dB
3.870 GHz	7.000 GHz	1.000 MHz	3.92566 GHz	-36.68 dBm	-23.68 dB
7.000 GHz	14.000 GHz	1.000 MHz	13.89776 GHz	-42.26 dBm	-29.26 dB
14.000 GHz	22.000 GHz	1.000 MHz	15.46566 GHz	-35.71 dBm	-22.71 dB
22.000 GHz	30.000 GHz	1.000 MHz	28.64683 GHz	-39.59 dBm	-26.59 dB
30.000 GHz	40.000 GHz	1.000 MHz	39.58471 GHz	-33.91 dBm	-20.91 dB

Date: 30.JAN.2021 03:00:11

FR1 n78 / 50MHz / DFT-S OFDM / QPSK

Lowest Channel / 1RB

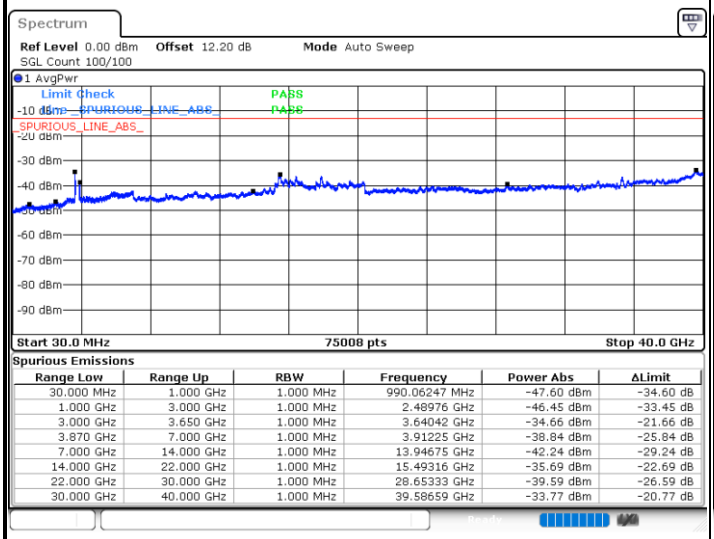

Spurious Emissions

Range Low	Range Up	RBW	Frequency	Power Abs	ΔLimit
30.000 MHz	1.000 GHz	1.000 MHz	990.06247 MHz	-47.60 dBm	-34.60 dB
1.000 GHz	3.000 GHz	1.000 MHz	2.48976 GHz	-46.45 dBm	-33.45 dB
3.000 GHz	3.650 GHz	1.000 MHz	3.64042 GHz	-34.66 dBm	-21.66 dB
3.870 GHz	7.000 GHz	1.000 MHz	3.91225 GHz	-38.84 dBm	-25.84 dB
7.000 GHz	14.000 GHz	1.000 MHz	13.94675 GHz	-42.24 dBm	-29.24 dB
14.000 GHz	22.000 GHz	1.000 MHz	15.49316 GHz	-35.69 dBm	-22.69 dB
22.000 GHz	30.000 GHz	1.000 MHz	28.65333 GHz	-39.59 dBm	-26.59 dB
30.000 GHz	40.000 GHz	1.000 MHz	39.58659 GHz	-33.77 dBm	-20.77 dB

Date: 30.JAN.2021 02:49:34

Middle Channel / 1RB

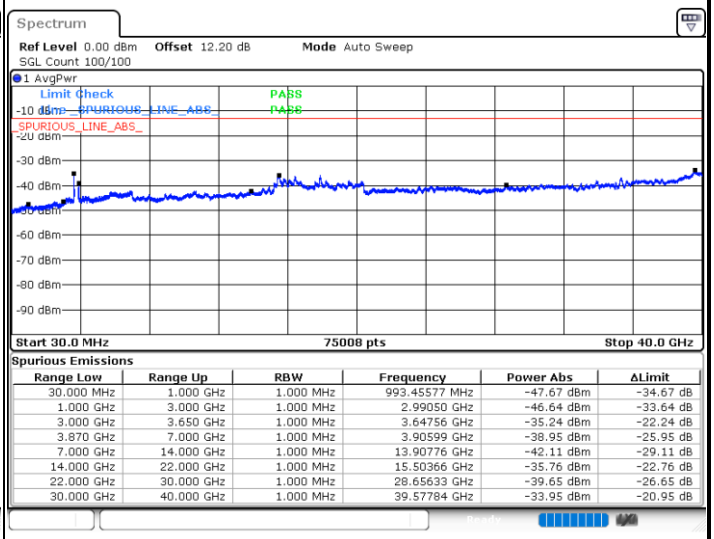

Spurious Emissions

Range Low	Range Up	RBW	Frequency	Power Abs	ΔLimit
30.000 MHz	1.000 GHz	1.000 MHz	993.45577 MHz	-47.67 dBm	-34.67 dB
1.000 GHz	3.000 GHz	1.000 MHz	2.99050 GHz	-46.64 dBm	-33.64 dB
3.000 GHz	3.650 GHz	1.000 MHz	3.64756 GHz	-35.24 dBm	-22.24 dB
3.870 GHz	7.000 GHz	1.000 MHz	3.90599 GHz	-38.95 dBm	-25.95 dB
7.000 GHz	14.000 GHz	1.000 MHz	13.90776 GHz	-42.11 dBm	-29.11 dB
14.000 GHz	22.000 GHz	1.000 MHz	15.50366 GHz	-35.76 dBm	-22.76 dB
22.000 GHz	30.000 GHz	1.000 MHz	28.65633 GHz	-39.65 dBm	-26.65 dB
30.000 GHz	40.000 GHz	1.000 MHz	39.57784 GHz	-33.95 dBm	-20.95 dB

Date: 30.JAN.2021 02:52:10

Highest Channel / 1RB

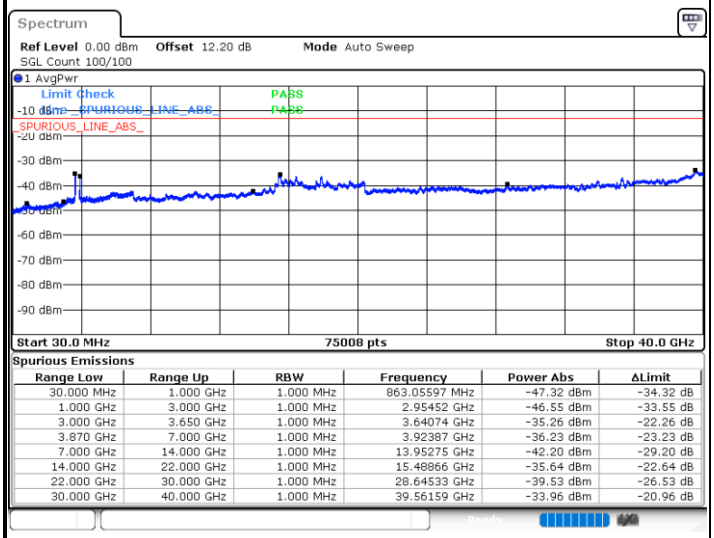

Spurious Emissions

Range Low	Range Up	RBW	Frequency	Power Abs	ΔLimit
30.000 MHz	1.000 GHz	1.000 MHz	863.05597 MHz	-47.32 dBm	-34.32 dB
1.000 GHz	3.000 GHz	1.000 MHz	2.95452 GHz	-46.55 dBm	-33.55 dB
3.000 GHz	3.650 GHz	1.000 MHz	3.64074 GHz	-35.26 dBm	-22.26 dB
3.870 GHz	7.000 GHz	1.000 MHz	3.92387 GHz	-36.23 dBm	-23.23 dB
7.000 GHz	14.000 GHz	1.000 MHz	13.95275 GHz	-42.20 dBm	-29.20 dB
14.000 GHz	22.000 GHz	1.000 MHz	15.48866 GHz	-35.64 dBm	-22.64 dB
22.000 GHz	30.000 GHz	1.000 MHz	28.64533 GHz	-39.53 dBm	-26.53 dB
30.000 GHz	40.000 GHz	1.000 MHz	39.56159 GHz	-33.96 dBm	-20.96 dB

Date: 30.JAN.2021 03:01:30

FR1 n78 / 100MHz / DFT-S OFDM / BPSK
Middle Channel / 1RB

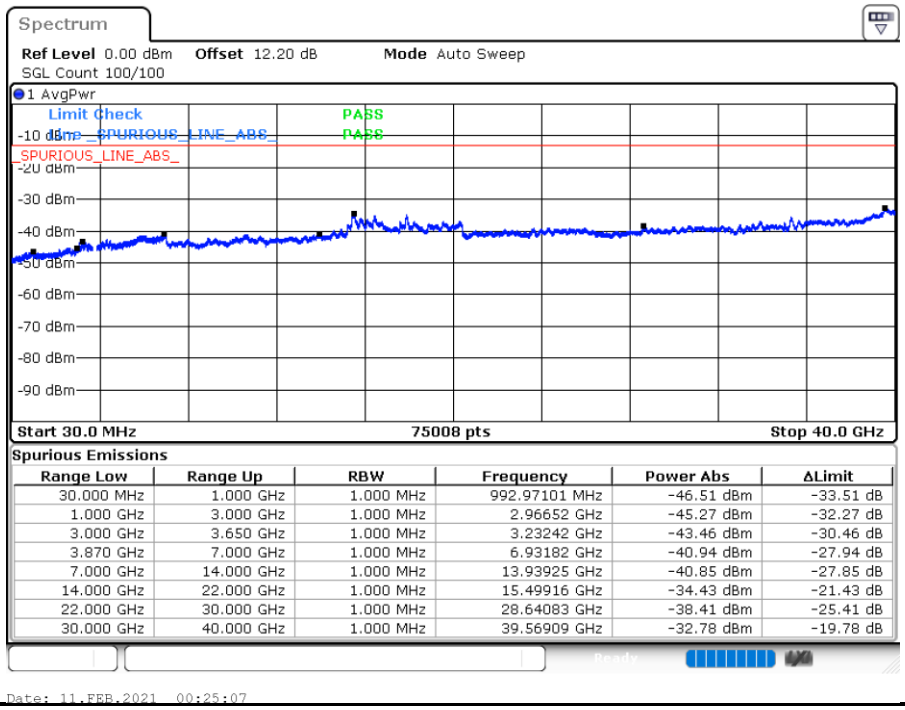

Spurious Emissions

Range Low	Range Up	RBW	Frequency	Power Abs	ΔLimit
30.000 MHz	1.000 GHz	1.000 MHz	992.97101 MHz	-46.51 dBm	-33.51 dB
1.000 GHz	3.000 GHz	1.000 MHz	2.96652 GHz	-45.27 dBm	-32.27 dB
3.000 GHz	3.650 GHz	1.000 MHz	3.23242 GHz	-43.46 dBm	-30.46 dB
3.870 GHz	7.000 GHz	1.000 MHz	6.93182 GHz	-40.94 dBm	-27.94 dB
7.000 GHz	14.000 GHz	1.000 MHz	13.93925 GHz	-40.85 dBm	-27.85 dB
14.000 GHz	22.000 GHz	1.000 MHz	15.49916 GHz	-34.43 dBm	-21.43 dB
22.000 GHz	30.000 GHz	1.000 MHz	28.64083 GHz	-38.41 dBm	-25.41 dB
30.000 GHz	40.000 GHz	1.000 MHz	39.56909 GHz	-32.78 dBm	-19.78 dB

Date: 11.FEB.2021 00:25:07

FR1 n78 / 100MHz / DFT-S OFDM / QPSK
Middle Channel / 1RB

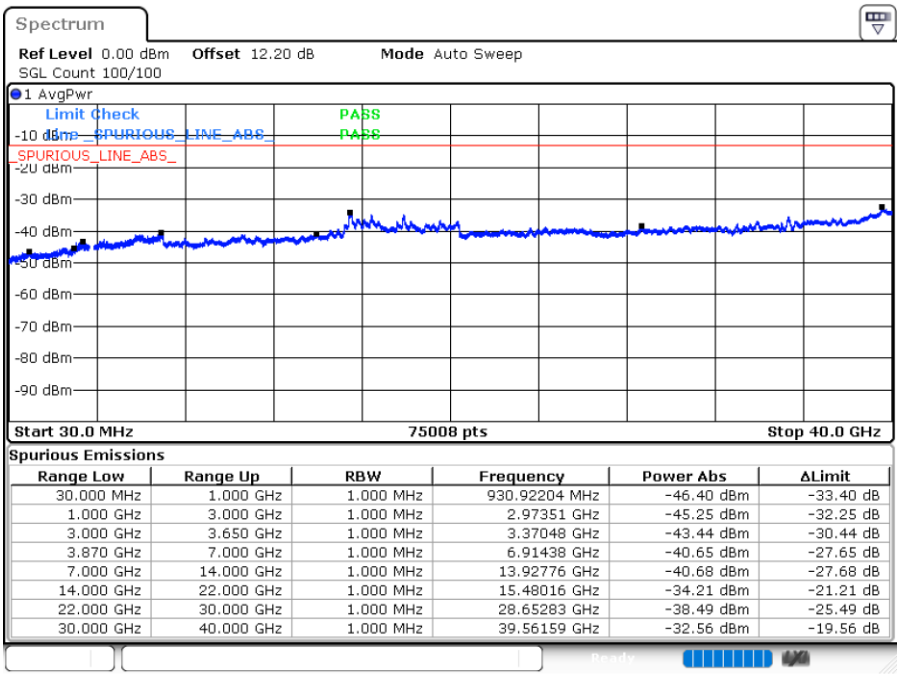

Spurious Emissions

Range Low	Range Up	RBW	Frequency	Power Abs	ΔLimit
30.000 MHz	1.000 GHz	1.000 MHz	930.92204 MHz	-46.40 dBm	-33.40 dB
1.000 GHz	3.000 GHz	1.000 MHz	2.97351 GHz	-45.25 dBm	-32.25 dB
3.000 GHz	3.650 GHz	1.000 MHz	3.37048 GHz	-43.44 dBm	-30.44 dB
3.870 GHz	7.000 GHz	1.000 MHz	6.91438 GHz	-40.65 dBm	-27.65 dB
7.000 GHz	14.000 GHz	1.000 MHz	13.92776 GHz	-40.68 dBm	-27.68 dB
14.000 GHz	22.000 GHz	1.000 MHz	15.48016 GHz	-34.21 dBm	-21.21 dB
22.000 GHz	30.000 GHz	1.000 MHz	28.65283 GHz	-38.49 dBm	-25.49 dB
30.000 GHz	40.000 GHz	1.000 MHz	39.56159 GHz	-32.56 dBm	-19.56 dB

Date: 11.FEB.2021 00:26:24

Frequency Stability

Test Conditions		NR n78 (BPSK) / Middle Channel	Limit
Temperature (°C)	Voltage (Volt)	BW 20MHz	Within Band
		Deviation (ppm)	Result
50	Normal Voltage	0.0018	PASS
40	Normal Voltage	0.0022	
30	Normal Voltage	0.0012	
20(Ref.)	Normal Voltage	0.0013	
10	Normal Voltage	0.0035	
0	Normal Voltage	0.0012	
-10	Normal Voltage	0.0019	
-20	Normal Voltage	0.0025	
-30	Normal Voltage	0.0017	
20	Maximum Voltage	0.0019	
20	Normal Voltage	0.0013	
20	Battery End Point	0.0018	

Note:

1. Normal Voltage =3.3 V. ; Battery End Point (BEP) =3.14 V. ; Maximum Voltage =4.4 V.
2. Note: The frequency fundamental emissions stay within the authorized frequency block.

Appendix B. Test Results of Radiated Test

Radiated Spurious Emission for SA mode

5G NR n7 / NR 20MHz / QPSK DFT-s-OFDM									
Channel	Frequency (MHz)	EIRP (dBm)	Limit (dBm)	Over Limit (dB)	SPA Reading (dBm)	S.G. Power (dBm)	TX Cable loss (dB)	TX Antenna Gain (dBi)	Polarization (H/V)
Lowest	5001.40	-59.20	-25	-34.20	-76.57	-64.76	7.12	12.68	H
	7502.10	-54.86	-25	-29.86	-77.19	-58.19	8.26	11.59	H
	10002.80	-50.88	-25	-25.88	-78.01	-52.41	10.45	11.98	H
	5001.40	-59.54	-25	-34.54	-76.83	-65.10	7.12	12.68	V
	7502.10	-54.67	-25	-29.67	-76.91	-58.00	8.26	11.59	V
	10002.80	-51.71	-25	-26.71	-78.23	-53.24	10.45	11.98	V
Middle	5051.50	-59.91	-25	-34.91	-77.33	-65.47	7.14	12.70	H
	7577.25	-55.17	-25	-30.17	-77.36	-58.47	8.30	11.60	H
	10103.00	-51.30	-25	-26.30	-78.39	-52.82	10.48	12.00	H
	5051.50	-60.03	-25	-35.03	-77.38	-65.59	7.14	12.70	V
	7577.25	-55.56	-25	-30.56	-77.56	-58.86	8.30	11.60	V
	10103.00	-51.79	-25	-26.79	-78.39	-53.31	10.48	12.00	V
Highest	5101.50	-59.73	-25	-34.73	-77.20	-65.29	7.16	12.72	H
	7652.25	-54.69	-25	-29.69	-77.02	-57.99	8.33	11.63	H
	10203.00	-50.96	-25	-25.96	-78.02	-52.56	10.50	12.10	H
	5101.50	-59.87	-25	-34.87	-77.27	-65.43	7.16	12.72	V
	7652.25	-54.78	-25	-29.78	-76.94	-58.08	8.33	11.63	V
	10203.00	-51.51	-25	-26.51	-78.19	-53.11	10.50	12.10	V

Remark: Spurious emissions within 30-1000MHz were found more than 20dB below limit line.

5G NR n38 / NR 20MHz / QPSK DFT-s-OFDM									
Channel	Frequency (MHz)	EIRP (dBm)	Limit (dBm)	Over Limit (dB)	SPA Reading (dBm)	S.G. Power (dBm)	TX Cable loss (dB)	TX Antenna Gain (dBi)	Polarization (H/V)
Lowest	5143.00	-60.29	-25	-35.29	-77.79	-65.85	7.12	12.68	H
	7714.50	-54.51	-25	-29.51	-77.03	-57.84	8.26	11.59	H
	10286.00	-51.94	-25	-26.94	-78.96	-53.47	10.45	11.98	H
	5143.00	-60.57	-25	-35.57	-78.01	-66.13	7.12	12.68	V
	7714.50	-54.68	-25	-29.68	-77.12	-58.01	8.26	11.59	V
	10286.00	-52.28	-25	-27.28	-79.02	-53.81	10.45	11.98	V
Middle	5173.00	-59.75	-25	-34.75	-77.29	-65.31	7.14	12.70	H
	7759.50	-54.01	-25	-29.01	-76.69	-57.31	8.30	11.60	H
	10346.00	-51.47	-25	-26.47	-78.48	-52.99	10.48	12.00	H
	5173.00	-60.00	-25	-35.00	-77.48	-65.56	7.14	12.70	V
	7759.50	-53.77	-25	-28.77	-76.43	-57.07	8.30	11.60	V
	10346.00	-51.72	-25	-26.72	-78.51	-53.24	10.48	12.00	V
Highest	5203.00	-60.56	-25	-35.56	-78.08	-66.12	7.16	12.72	H
	7804.50	-54.72	-25	-29.72	-77.57	-58.02	8.33	11.63	H
	10406.00	-51.94	-25	-26.94	-78.92	-53.54	10.50	12.10	H
	5203.00	-60.33	-25	-35.33	-77.8	-65.89	7.16	12.72	V
	7804.50	-54.60	-25	-29.60	-77.48	-57.90	8.33	11.63	V
	10406.00	-52.28	-25	-27.28	-79.12	-53.88	10.50	12.10	V

Remark: Spurious emissions within 30-1000MHz were found more than 20dB below limit line.

5G NR n41_HPUE / NR 80MHz / QPSK DFT-s-OFDM									
Channel	Frequency (MHz)	EIRP (dBm)	Limit (dBm)	Over Limit (dB)	SPA Reading (dBm)	S.G. Power (dBm)	TX Cable loss (dB)	TX Antenna Gain (dBi)	Polarization (H/V)
Lowest	4995.00	-60.50	-25	-35.50	-77.88	-66.06	7.12	12.68	H
	7492.50	-55.44	-25	-30.44	-77.80	-58.77	8.26	11.59	H
	9990.00	-52.54	-25	-27.54	-79.65	-54.07	10.45	11.98	H
	4995.00	-60.26	-25	-35.26	-77.56	-65.82	7.12	12.68	V
	7494.00	-55.53	-25	-30.53	-77.8	-58.86	8.26	11.59	V
	9990.00	-53.33	-25	-28.33	-79.85	-54.86	10.45	11.98	V
Middle	5108.94	-60.71	-25	-35.71	-78.18	-66.27	7.14	12.70	H
	7663.41	-54.77	-25	-29.77	-77.12	-58.07	8.30	11.60	H
	10217.88	-51.38	-25	-26.38	-78.43	-52.90	10.48	12.00	H
	5108.94	-60.71	-25	-35.71	-78.12	-66.27	7.14	12.70	V
	7663.41	-55.24	-25	-30.24	-77.44	-58.54	8.30	11.60	V
	10217.88	-52.73	-25	-27.73	-79.42	-54.25	10.48	12.00	V
Highest	5222.94	-60.88	-25	-35.88	-78.17	-66.44	7.16	12.72	H
	7834.41	-54.81	-25	-29.81	-77.82	-58.11	8.33	11.63	H
	10445.88	-51.88	-25	-26.88	-78.85	-53.48	10.50	12.10	H
	5222.94	-60.81	-25	-35.81	-78.04	-66.37	7.16	12.72	V
	7834.41	-55.07	-25	-30.07	-78.12	-58.37	8.33	11.63	V
	10445.88	-52.36	-25	-27.36	-79.23	-53.96	10.50	12.10	V

Remark: Spurious emissions within 30-1000MHz were found more than 20dB below limit line.

5G NR n41_UL_MIMO HPUE / NR 80MHz / QPSK CP OFDM									
Channel	Frequency (MHz)	EIRP (dBm)	Limit (dBm)	Over Limit (dB)	SPA Reading (dBm)	S.G. Power (dBm)	TX Cable loss (dB)	TX Antenna Gain (dBi)	Polarization (H/V)
Middle	5108.94	-59.82	-25	-34.82	-77.29	-65.38	7.14	12.70	H
	7663.41	-55.01	-25	-30.01	-77.36	-58.31	8.30	11.60	H
	10217.88	-51.86	-25	-26.86	-78.91	-53.38	10.48	12.00	H
	5108.94	-59.76	-25	-34.76	-77.17	-65.32	7.14	12.70	V
	7663.41	-55.11	-25	-30.11	-77.31	-58.41	8.30	11.60	V
	10217.88	-52.17	-25	-27.17	-78.86	-53.69	10.48	12.00	V

Remark: Spurious emissions within 30-1000MHz were found more than 20dB below limit line.

5G NR n71 / NR 20MHz / QPSK DFT-s-OFDM									
Channel	Frequency (MHz)	EIRP (dBm)	Limit (dBm)	Over Limit (dB)	SPA Reading (dBm)	S.G. Power (dBm)	TX Cable loss (dB)	TX Antenna Gain (dBi)	Polarization (H/V)
Lowest	1327	-59.10	-13	-46.10	-65.89	-62.33	3.98	9.36	H
	1990.5	-66.90	-13	-53.90	-74.71	-70.45	4.85	10.55	H
	2654	-64.11	-13	-51.11	-74.91	-69.04	5.50	12.58	H
	1327	-59.74	-13	-46.74	-66.45	-62.97	3.98	9.36	V
	1990.5	-66.05	-13	-53.05	-74.27	-69.60	4.85	10.55	V
	2654	-63.64	-13	-50.64	-74.76	-68.57	5.50	12.58	V
Middle	1342	-57.42	-13	-44.42	-64.43	-60.67	4.00	9.40	H
	2013	-66.29	-13	-53.29	-74.37	-69.86	4.88	10.60	H
	2684	-63.59	-13	-50.59	-74.63	-68.52	5.52	12.60	H
	1342	-61.54	-13	-48.54	-68.50	-64.79	4.00	9.40	V
	2013	-66.11	-13	-53.11	-74.62	-69.68	4.88	10.60	V
	2684	-63.24	-13	-50.24	-74.59	-68.17	5.52	12.60	V
Highest	1357	-62.79	-13	-49.79	-70.12	-65.96	4.10	9.42	H
	2035.5	-65.70	-13	-52.70	-74.18	-69.28	4.90	10.63	H
	2714	-63.33	-13	-50.33	-74.62	-68.25	5.55	12.62	H
	1357	-61.85	-13	-48.85	-69.16	-65.02	4.10	9.42	V
	2035.5	-65.58	-13	-52.58	-74.47	-69.16	4.90	10.63	V
	2714	-63.00	-13	-50.00	-74.58	-67.92	5.55	12.62	V

Remark: Spurious emissions within 30-1000MHz were found more than 20dB below limit line.

5G NR n77_HPUE / NR 100MHz / QPSK DFT-s-OFDM									
Channel	Frequency (MHz)	EIRP (dBm)	Limit (dBm)	Over Limit (dB)	SPA Reading (dBm)	S.G. Power (dBm)	TX Cable loss (dB)	TX Antenna Gain (dBi)	Polarization (H/V)
Lowest	7402.60	-57.78	-13	-44.78	-55.23	-63.34	7.12	12.68	H
	11103.90	-52.24	-13	-39.24	-56.66	-55.57	8.26	11.59	H
	14805.20	-50.65	-13	-37.65	-57.23	-52.18	10.45	11.98	H
	7402.60	-56.19	-13	-43.19	-53.69	-61.75	7.12	12.68	V
	11103.90	-52.36	-13	-39.36	-56.48	-55.69	8.26	11.59	V
	14805.20	-50.21	-13	-37.21	-56.98	-51.74	10.45	11.98	V
Middle	7582.80	-57.91	-13	-44.91	-54.78	-63.47	7.14	12.70	H
	11374.20	-51.54	-13	-38.54	-57.21	-54.84	8.30	11.60	H
	15165.60	-52.23	-13	-39.23	-57.41	-53.75	10.48	12.00	H
	7582.80	-54.85	-13	-41.85	-51.51	-60.41	7.14	12.70	V
	11374.20	-51.44	-13	-38.44	-56.91	-54.74	8.30	11.60	V
	15165.60	-51.45	-13	-38.45	-56.94	-52.97	10.48	12.00	V
Highest	7763.00	-57.88	-13	-44.88	-55.01	-63.44	7.16	12.72	H
	11644.50	-51.47	-13	-38.47	-57.10	-54.77	8.33	11.63	H
	15526.00	-54.04	-13	-41.04	-57.45	-55.64	10.50	12.10	H
	7763.00	-56.84	-13	-43.84	-53.95	-62.40	7.16	12.72	V
	11644.50	-51.88	-13	-38.88	-57.54	-55.18	8.33	11.63	V
	15526.00	-53.98	-13	-40.98	-57.59	-55.58	10.50	12.10	V

Remark: Spurious emissions within 30-1000MHz were found more than 20dB below limit line.

5G NR n77_UL_MIMO HPUE / NR 100MHz / QPSK CP OFDM									
Channel	Frequency (MHz)	EIRP (dBm)	Limit (dBm)	Over Limit (dB)	SPA Reading (dBm)	S.G. Power (dBm)	TX Cable loss (dB)	TX Antenna Gain (dBi)	Polarization (H/V)
Middle	7582.80	-58.09	-13	-45.09	-54.96	-63.65	7.14	12.70	H
	11374.20	-52.33	-13	-39.33	-58.00	-55.63	8.30	11.60	H
	15165.60	-52.90	-13	-39.90	-58.08	-54.42	10.48	12.00	H
	7582.80	-58.18	-13	-45.18	-54.84	-63.74	7.14	12.70	V
	11374.20	-51.79	-13	-38.79	-57.26	-55.09	8.30	11.60	V
	15165.60	-52.45	-13	-39.45	-57.94	-53.97	10.48	12.00	V

Remark: Spurious emissions within 30-1000MHz were found more than 20dB below limit line.

5G NR n78_HPUE / NR 100MHz / QPSK DFT-s-OFDM									
Channel	Frequency (MHz)	EIRP (dBm)	Limit (dBm)	Over Limit (dB)	SPA Reading (dBm)	S.G. Power (dBm)	TX Cable loss (dB)	TX Antenna Gain (dBi)	Polarization (H/V)
Middle	7402.50	-57.18	-13	-44.18	-54.63	-62.74	7.14	12.70	H
	11103.75	-51.98	-13	-38.98	-56.40	-55.28	8.30	11.60	H
	14805.00	-50.90	-13	-37.90	-57.48	-52.42	10.48	12.00	H
	7402.50	-52.65	-13	-39.65	-50.15	-58.21	7.14	12.70	V
	11103.75	-52.53	-13	-39.53	-56.65	-55.83	8.30	11.60	V
	14805.00	-50.65	-13	-37.65	-57.42	-52.17	10.48	12.00	V

Remark: Spurious emissions within 30-1000MHz were found more than 20dB below limit line.

5G NR n78_UL_MIMO HPUE / NR 100MHz / QPSK CP OFDM									
Channel	Frequency (MHz)	EIRP (dBm)	Limit (dBm)	Over Limit (dB)	SPA Reading (dBm)	S.G. Power (dBm)	TX Cable loss (dB)	TX Antenna Gain (dBi)	Polarization (H/V)
Middle	7402.50	-57.49	-13	-44.49	-54.94	-63.05	7.14	12.70	H
	11103.75	-52.22	-13	-39.22	-56.64	-55.52	8.30	11.60	H
	14805.00	-51.30	-13	-38.30	-57.88	-52.82	10.48	12.00	H
	7402.50	-52.79	-13	-39.79	-50.29	-58.35	7.14	12.70	V
	11103.75	-52.93	-13	-39.93	-57.05	-56.23	8.30	11.60	V
	14805.00	-50.74	-13	-37.74	-57.51	-52.26	10.48	12.00	V

Remark: Spurious emissions within 30-1000MHz were found more than 20dB below limit line.

Radiated Spurious Emission for NSA mode

EN-DC_41A_n41A HPUE/ LTE 20MHz + NR 80MHz / QPSK DFT-s-OFDM									
Channel	Frequency (MHz)	EIRP (dBm)	Limit (dBm)	Over Limit (dB)	SPA Reading (dBm)	S.G. Power (dBm)	TX Cable loss (dB)	TX Antenna Gain (dBi)	Polarization (H/V)
NR n41 Lowest	5003.10	-60.06	-25	-35.06	-77.43	-65.62	7.12	12.68	H
	7504.65	-55.55	-25	-30.55	-77.87	-58.88	8.26	11.59	H
	10006.20	-52.05	-25	-27.05	-79.18	-53.58	10.45	11.98	H
	5003.10	-60.15	-25	-35.15	-77.44	-65.71	7.12	12.68	V
	7504.65	-55.31	-25	-30.31	-77.54	-58.64	8.26	11.59	V
	10006.20	-52.65	-25	-27.65	-79.17	-54.18	10.45	11.98	V
LTE Band41 Lowest	5168.00	-59.95	-25	-34.95	-77.47	-65.51	7.14	12.70	H
	7752.00	-54.78	-25	-29.78	-77.44	-58.08	8.30	11.60	H
	10336.00	-51.76	-25	-26.76	-78.77	-53.28	10.48	12.00	H
	5168.00	-59.94	-25	-34.94	-77.41	-65.50	7.14	12.70	V
	7752.00	-54.56	-25	-29.56	-77.19	-57.86	8.30	11.60	V
	10336.00	-52.26	-25	-27.26	-79.04	-53.78	10.48	12.00	V
NR n41 Middle	5112.90	-60.18	-25	-35.18	-77.65	-65.74	7.14	12.70	H
	7669.35	-55.02	-25	-30.02	-77.42	-58.32	8.30	11.60	H
	10225.80	-51.30	-25	-26.30	-78.35	-52.82	10.48	12.00	H
	5112.90	-60.28	-25	-35.28	-77.69	-65.84	7.14	12.70	V
	7669.35	-55.25	-25	-30.25	-77.51	-58.55	8.30	11.60	V
	10225.80	-52.14	-25	-27.14	-78.84	-53.66	10.48	12.00	V
LTE Band41 Middle	5168.00	-60.03	-25	-35.03	-77.55	-65.59	7.14	12.70	H
	7752.00	-54.59	-25	-29.59	-77.25	-57.89	8.30	11.60	H
	10336.00	-51.18	-25	-26.18	-78.19	-52.70	10.48	12.00	H
	5168.00	-60.18	-25	-35.18	-77.65	-65.74	7.14	12.70	V
	7752.00	-54.67	-25	-29.67	-77.3	-57.97	8.30	11.60	V
	10336.00	-51.98	-25	-26.98	-78.76	-53.50	10.48	12.00	V
NR n41 Highest	5223.10	-60.13	-25	-35.13	-77.41	-65.69	7.16	12.72	H
	7834.65	-54.81	-25	-29.81	-77.83	-58.11	8.33	11.63	H
	10446.20	-51.49	-25	-26.49	-78.46	-53.09	10.50	12.10	H
	5223.10	-60.52	-25	-35.52	-77.75	-66.08	7.16	12.72	V
	7834.65	-54.77	-25	-29.77	-77.82	-58.07	8.33	11.63	V
	10446.20	-51.71	-25	-26.71	-78.58	-53.31	10.50	12.10	V
LTE Band41 Highest	5168.00	-59.86	-25	-34.86	-77.38	-65.42	7.14	12.70	H
	7752.00	-54.57	-25	-29.57	-77.23	-57.87	8.30	11.60	H
	10336.00	-51.69	-25	-26.69	-78.70	-53.21	10.48	12.00	H
	5168.00	-59.98	-25	-34.98	-77.45	-65.54	7.14	12.70	V
	7752.00	-54.51	-25	-29.51	-77.14	-57.81	8.30	11.60	V
	10336.00	-51.96	-25	-26.96	-78.74	-53.48	10.48	12.00	V

Remark: Spurious emissions within 30-1000MHz were found more than 20dB below limit line.

EN-DC_2A_n71A / LTE 20MHz + NR 20MHz / QPSK DFT-s-OFDM									
Channel	Frequency (MHz)	EIRP (dBm)	Limit (dBm)	Over Limit (dB)	SPA Reading (dBm)	S.G. Power (dBm)	TX Cable loss (dB)	TX Antenna Gain (dBi)	Polarization (H/V)
NR n71 Lowest	1327.46	-65.51	-13	-52.51	-72.31	-70.89	3.98	9.36	H
	1991.19	-66.18	-13	-53.18	-73.99	-71.88	4.85	10.55	H
	2654.92	-63.55	-13	-50.55	-74.35	-70.63	5.50	12.58	H
	1327.46	-65.21	-13	-52.21	-71.93	-70.59	3.98	9.36	V
	1991.19	-65.44	-13	-52.44	-73.66	-71.14	4.85	10.55	V
	2654.92	-63.37	-13	-50.37	-74.5	-70.45	5.50	12.58	V
LTE Band2 Lowest	3742.18	-61.56	-13	-48.56	-76.19	-68.31	5.85	12.60	H
	5613.27	-60.70	-13	-47.70	-78.42	-66.50	7.30	13.10	H
	7484.36	-55.53	-13	-42.53	-77.94	-58.68	8.35	11.50	H
	3742.18	-61.50	-13	-48.50	-76.34	-68.25	5.85	12.60	V
	5613.27	-60.71	-13	-47.71	-78.34	-66.51	7.30	13.10	V
	7484.36	-55.72	-13	-42.72	-78.06	-58.87	8.35	11.50	V
NR n71 Middle	1342.46	-64.80	-13	-51.80	-71.82	-70.20	4.00	9.40	H
	2013.69	-65.96	-13	-52.96	-74.05	-71.68	4.88	10.60	H
	2684.92	-63.15	-13	-50.15	-74.20	-70.23	5.52	12.60	H
	1342.46	-65.16	-13	-52.16	-72.12	-70.56	4.00	9.40	V
	2013.69	-65.49	-13	-52.49	-74.01	-71.21	4.88	10.60	V
	2684.92	-62.80	-13	-49.80	-74.16	-69.88	5.52	12.60	V
LTE Band2 Middle	3742.18	-61.23	-13	-48.23	-75.86	-67.98	5.85	12.60	H
	5613.27	-60.42	-13	-47.42	-78.14	-66.22	7.30	13.10	H
	7484.36	-55.21	-13	-42.21	-77.62	-58.36	8.35	11.50	H
	3742.18	-61.45	-13	-48.45	-76.29	-68.20	5.85	12.60	V
	5613.27	-60.40	-13	-47.40	-78.03	-66.20	7.30	13.10	V
	7484.36	-55.42	-13	-42.42	-77.76	-58.57	8.35	11.50	V
NR n71 Highest	1357.46	-64.38	-13	-51.38	-71.71	-69.70	4.10	9.42	H
	2036.19	-65.18	-13	-52.18	-73.67	-70.91	4.90	10.63	H
	2714.92	-63.02	-13	-50.02	-74.32	-70.09	5.55	12.62	H
	1357.46	-64.44	-13	-51.44	-71.75	-69.76	4.10	9.42	V
	2036.19	-65.23	-13	-52.23	-74.13	-70.96	4.90	10.63	V
	2714.92	-62.70	-13	-49.70	-74.28	-69.77	5.55	12.62	V
LTE Band2 Highest	3742.18	-61.74	-13	-48.74	-71.75	-68.49	5.85	12.60	H
	5613.27	-60.79	-13	-47.79	-74.13	-66.59	7.30	13.10	H
	7484.36	-55.69	-13	-42.69	-74.28	-58.84	8.35	11.50	H
	3742.18	-61.29	-13	-48.29	-76.13	-68.04	5.85	12.60	V
	5613.27	-60.96	-13	-47.96	-78.59	-66.76	7.30	13.10	V
	7484.36	-55.90	-13	-42.90	-78.24	-59.05	8.35	11.50	V

Remark: Spurious emissions within 30-1000MHz were found more than 20dB below limit line.

EN-DC_2A_n77A / LTE 20MHz + NR 100MHz / QPSK DFT-s-OFDM									
Channel	Frequency (MHz)	EIRP (dBm)	Limit (dBm)	Over Limit (dB)	SPA Reading (dBm)	S.G. Power (dBm)	TX Cable loss (dB)	TX Antenna Gain (dBi)	Polarization (H/V)
NR n77 Lowest	7402.80	-55.72	-13	-42.72	-78.43	-61.28	7.12	12.68	H
	11104.20	-49.77	-13	-36.77	-79.02	-53.10	8.26	11.59	H
	14805.60	-46.38	-13	-33.38	-78.42	-47.91	10.45	11.98	H
	7402.80	-55.50	-13	-42.50	-78.26	-61.06	7.12	12.68	V
	11104.20	-49.86	-13	-36.86	-78.81	-53.19	8.26	11.59	V
	14805.60	-46.04	-13	-33.04	-78.27	-47.57	10.45	11.98	V
LTE Band2 Lowest	3742.18	-58.73	-13	-45.73	-73.36	-65.48	5.85	12.60	H
	5613.27	-60.46	-13	-47.46	-78.18	-66.26	7.30	13.10	H
	7484.36	-56.04	-13	-43.04	-78.45	-59.19	8.35	11.50	H
	3742.18	-59.28	-13	-46.28	-74.12	-66.03	5.85	12.60	V
	5613.27	-60.98	-13	-47.98	-78.61	-66.78	7.30	13.10	V
	7484.36	-56.02	-13	-43.02	-78.36	-59.17	8.35	11.50	V
NR n77 Middle	7582.80	-56.03	-13	-43.03	-78.21	-61.59	7.14	12.70	H
	11374.20	-49.31	-13	-36.31	-79.35	-52.61	8.30	11.60	H
	15165.60	-47.81	-13	-34.81	-78.51	-49.33	10.48	12.00	H
	7582.80	-56.36	-13	-43.36	-78.33	-61.92	7.14	12.70	V
	11374.20	-49.38	-13	-36.38	-79.22	-52.68	8.30	11.60	V
	15165.60	-46.95	-13	-33.95	-77.96	-48.47	10.48	12.00	V
LTE Band2 Middle	3742.18	-61.80	-13	-48.80	-76.43	-68.55	5.85	12.60	H
	5613.27	-60.69	-13	-47.69	-78.41	-66.49	7.30	13.10	H
	7484.36	-55.76	-13	-42.76	-78.17	-58.91	8.35	11.50	H
	3742.18	-61.08	-13	-48.08	-75.92	-67.83	5.85	12.60	V
	5613.27	-60.98	-13	-47.98	-78.61	-66.78	7.30	13.10	V
	7484.36	-55.97	-13	-42.97	-78.31	-59.12	8.35	11.50	V
NR n77 Highest	7762.80	-55.34	-13	-42.34	-78.03	-60.90	7.16	12.72	H
	11644.20	-49.04	-13	-36.04	-78.66	-52.34	8.33	11.63	H
	15525.60	-49.51	-13	-36.51	-78.56	-51.11	10.50	12.10	H
	7762.80	-55.18	-13	-42.18	-77.85	-60.74	7.16	12.72	V
	11644.20	-49.19	-13	-36.19	-78.84	-52.49	8.33	11.63	V
	15525.60	-49.17	-13	-36.17	-78.42	-50.77	10.50	12.10	V
LTE Band2 Highest	3742.18	-61.70	-13	-48.70	-76.33	-68.45	5.85	12.60	H
	5613.27	-60.71	-13	-47.71	-78.43	-66.51	7.30	13.10	H
	7484.36	-55.94	-13	-42.94	-78.35	-59.09	8.35	11.50	H
	3742.18	-61.79	-13	-48.79	-76.63	-68.54	5.85	12.60	V
	5613.27	-61.01	-13	-48.01	-78.64	-66.81	7.30	13.10	V
	7484.36	-55.95	-13	-42.95	-78.29	-59.10	8.35	11.50	V

Remark: Spurious emissions within 30-1000MHz were found more than 20dB below limit line.

EN-DC_2A_n78A / LTE 20MHz + NR 50MHz / QPSK DFT-s-OFDM									
Channel	Frequency (MHz)	EIRP (dBm)	Limit (dBm)	Over Limit (dB)	SPA Reading (dBm)	S.G. Power (dBm)	TX Cable loss (dB)	TX Antenna Gain (dBi)	Polarization (H/V)
NR n78 Middle	7402.50	-57.12	-13	-44.12	-54.57	-62.68	7.14	12.70	H
	11103.75	-53.40	-13	-40.40	-57.82	-56.70	8.30	11.60	H
	14805.00	-51.25	-13	-38.25	-57.83	-52.77	10.48	12.00	H
	7402.50	-57.36	-13	-44.36	-54.86	-62.92	7.14	12.70	V
	11103.75	-53.33	-13	-40.33	-57.45	-56.63	8.30	11.60	V
	14805.00	-50.50	-13	-37.50	-57.27	-52.02	10.48	12.00	V
LTE Band2 Middle	3742.18	-63.72	-13	-50.72	-54.25	-70.47	5.85	12.60	H
	5613.27	-62.42	-13	-49.42	-55.04	-68.22	7.30	13.10	H
	7484.36	-58.04	-13	-45.04	-55.23	-61.19	8.35	11.50	H
	3742.18	-63.92	-13	-50.92	-54.66	-70.67	5.85	12.60	V
	5613.27	-62.51	-13	-49.51	-55.04	-68.31	7.30	13.10	V
	7484.36	-57.73	-13	-44.73	-54.85	-60.88	8.35	11.50	V

Remark: Spurious emissions within 30-1000MHz were found more than 20dB below limit line.